

Generated by Chris Irwin from City of Dunwoody on Aug 21, 2019 at 7:39:17 AM



Time of Day: 0:00 to 23:59

Site: Peachford Rd/Chowing Way, EB

Dates: 8/14/2019 to 8/20/2019

## Overall Summary

Total Days of Data: 7

Speed Limit: 35

Average Speed: 32.4

50th Percentile Speed: 32.83

85th Percentile Speed: 36.79

Pace Speed Range: 28.0-38.0

Minimum Speed: 5.0

Maximum Speed: 58.0

Display Status: Speed Display

Average Volume per Day: 2108.1

Total Volume: 14757.0

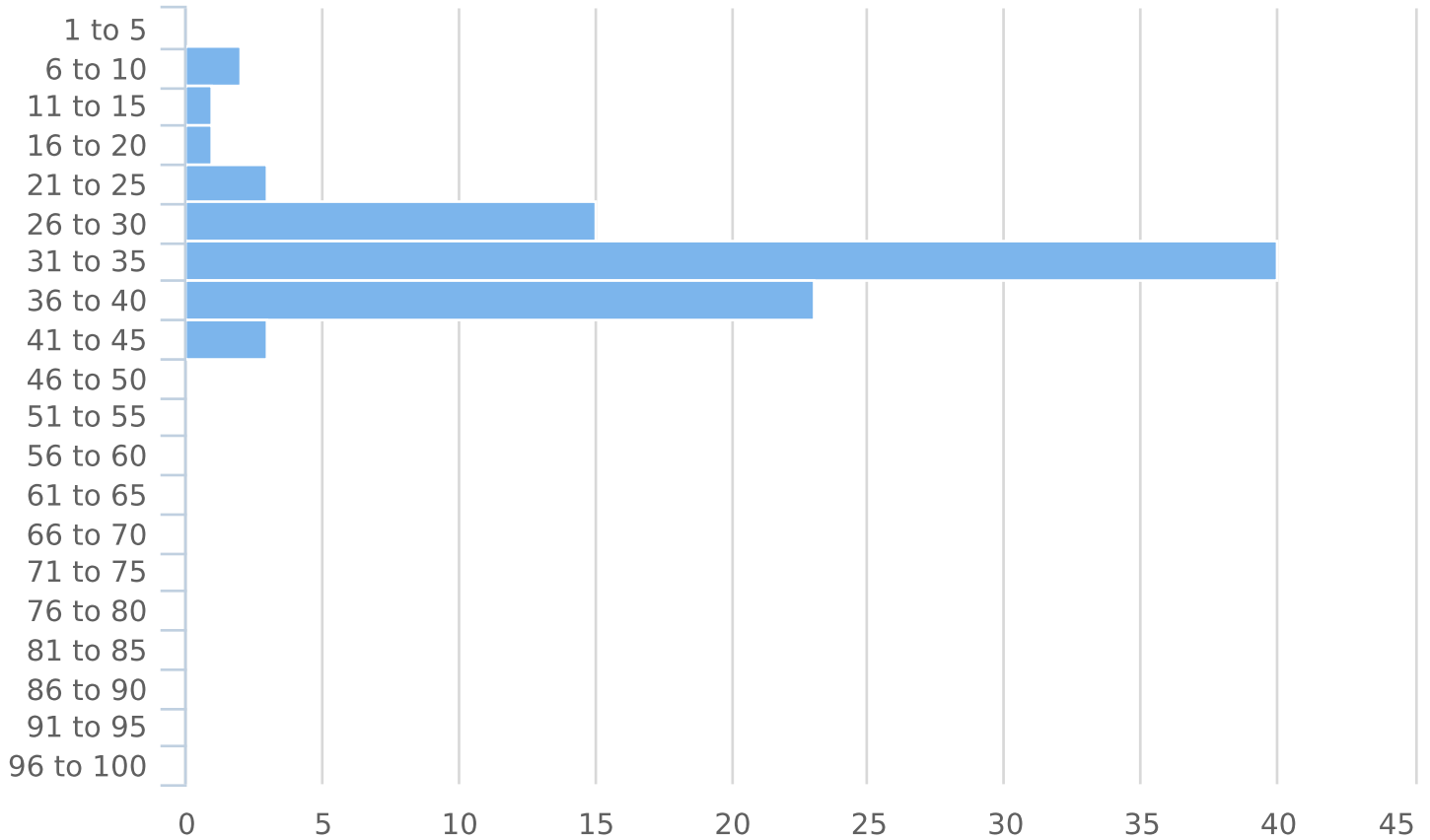




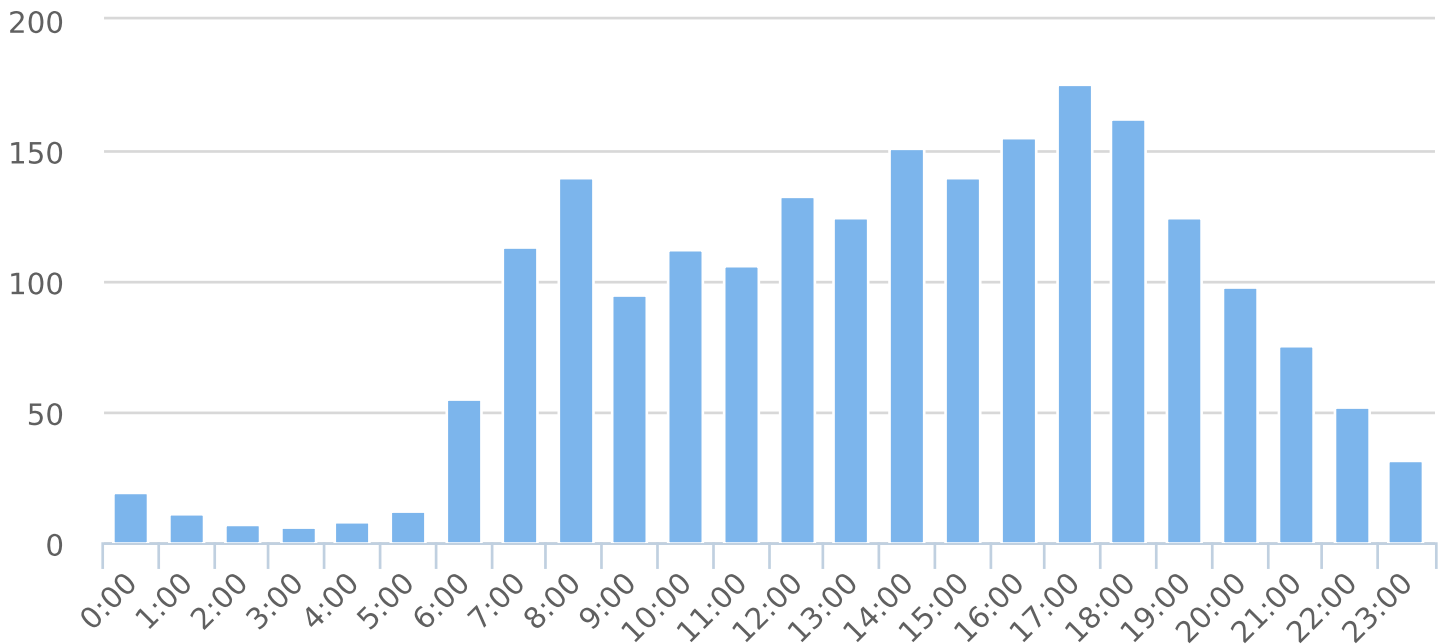
Time of Day: 0:00 to 23:59  
 Dates: 8/14/2019 to 8/20/2019

Time View: By Hour (Avg Volumes)  
 Speed Bins: Size 5, Range 1 to 100  
 Site: Peachford Rd/Chowing Way, EB

Average Vehicles by Speed Bin



Average Volume by Hour



Generated by Chris Irwin from City of Dunwoody on Aug 21, 2019 at 7:41:40 AM



Time View: By Hour (Total Volumes)  
 Speed Bins: Size 5, Range 1 to 100  
 Site: Peachford Rd/Chowing Way, EB

Time of Day: 0:00 to 23:59  
 Dates: 8/14/2019 to 8/20/2019

Hour	Spd Lim	1 to 5	6 to 10	11 to 15	16 to 20	21 to 25	26 to 30	31 to 35	36 to 40	41 to 45	46 to 50	51 to 55	56 to 60	61 to 65	66 to 70	71 to 75	76 to 80	81 to 85	86 to 90	91 to 95	96 to 100	Avg Spd	Total #
0:00	35	7	14	0	0	2	33	51	21	2	0	0	0	0	0	0	0	0	0	0	0	30.0	130
1:00	35	2	0	0	3	0	13	38	20	3	0	0	0	0	0	0	0	0	0	0	0	32.7	79
2:00	35	0	1	1	0	4	10	26	6	0	0	0	0	0	0	0	0	0	0	0	0	31.3	48
3:00	35	0	0	1	0	5	9	20	5	1	0	0	0	0	0	0	0	0	0	0	0	31.6	41
4:00	35	0	0	0	0	2	8	33	15	1	0	0	0	0	0	0	0	0	0	0	0	33.2	59
5:00	35	0	5	1	0	2	20	38	19	2	0	0	0	0	0	0	0	0	0	0	0	31.1	87
6:00	35	2	5	2	9	14	53	186	94	16	0	1	0	0	0	0	0	0	0	0	0	32.7	382
7:00	35	0	11	2	1	11	141	387	221	14	1	0	0	0	0	0	0	0	0	0	0	32.7	789
8:00	35	4	31	19	17	47	148	438	237	35	2	2	0	0	0	0	0	0	0	0	0	31.4	980
9:00	35	3	27	15	9	23	99	291	173	22	1	0	0	0	0	0	0	0	0	0	0	32.1	663
10:00	35	5	40	22	29	53	174	267	169	17	4	0	1	0	0	0	0	0	0	0	0	31.6	781
11:00	35	2	12	14	13	27	115	346	196	17	0	0	0	0	0	0	0	0	0	0	0	32.6	742
12:00	35	4	15	29	49	86	192	346	180	24	2	2	0	0	0	0	0	0	0	0	0	31.4	929
13:00	35	0	8	7	9	26	158	402	229	29	2	0	0	0	0	0	0	0	0	0	0	32.9	870
14:00	35	1	8	5	10	25	184	465	326	36	0	0	0	0	0	0	0	0	0	0	0	33.3	1060
15:00	35	0	3	7	4	30	139	482	277	38	1	0	0	0	0	0	0	0	0	0	0	33.6	981
16:00	35	0	6	5	7	26	158	513	326	44	1	1	0	0	0	0	0	0	0	0	0	33.9	1087
17:00	35	2	11	4	11	32	184	570	363	56	2	0	0	0	0	0	0	0	0	0	0	33.7	1235
18:00	35	0	20	19	10	31	152	511	350	37	5	1	0	0	0	0	0	0	0	0	0	33.3	1136
19:00	35	2	18	12	13	26	154	393	220	30	4	1	0	0	0	0	0	0	0	0	0	32.4	873
20:00	35	4	14	8	4	46	132	323	147	7	1	1	0	0	0	0	0	0	0	0	0	31.9	687
21:00	35	1	7	5	4	12	113	272	106	11	0	0	0	0	0	0	0	0	0	0	0	32.1	531
22:00	35	0	8	2	4	11	75	171	83	9	1	0	0	0	0	0	0	0	0	0	0	32.3	364
23:00	35	0	0	1	1	5	47	96	59	11	2	0	1	0	0	0	0	0	0	0	0	33.7	223
<b>Total #</b>		39	264	181	207	546	2511	6665	3842	462	29	9	2	0	0	0	0	0	0	0	0	32.4	14757

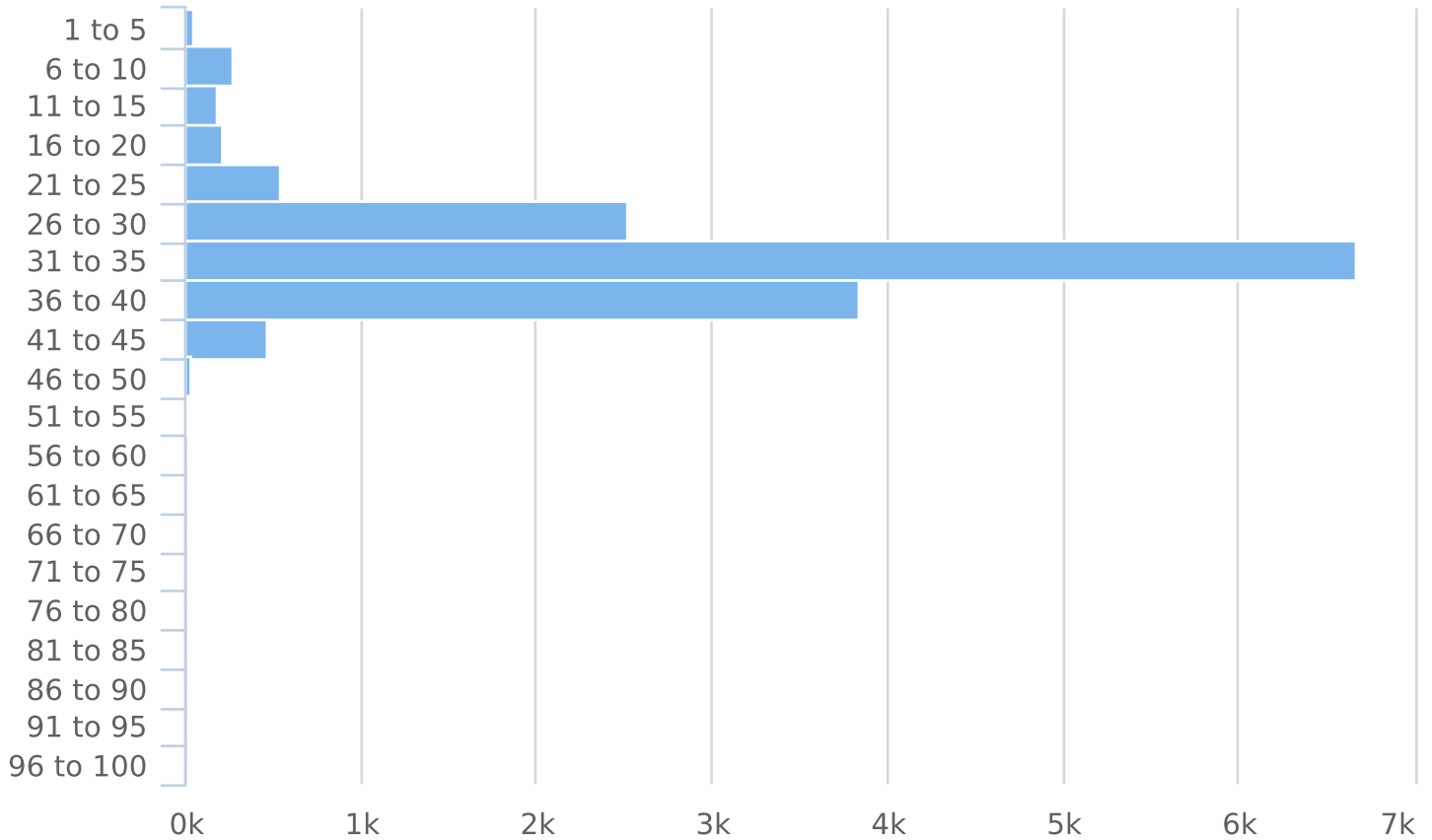


Generated by Chris Irwin from City of Dunwoody on Aug 21, 2019 at 7:41:40 AM

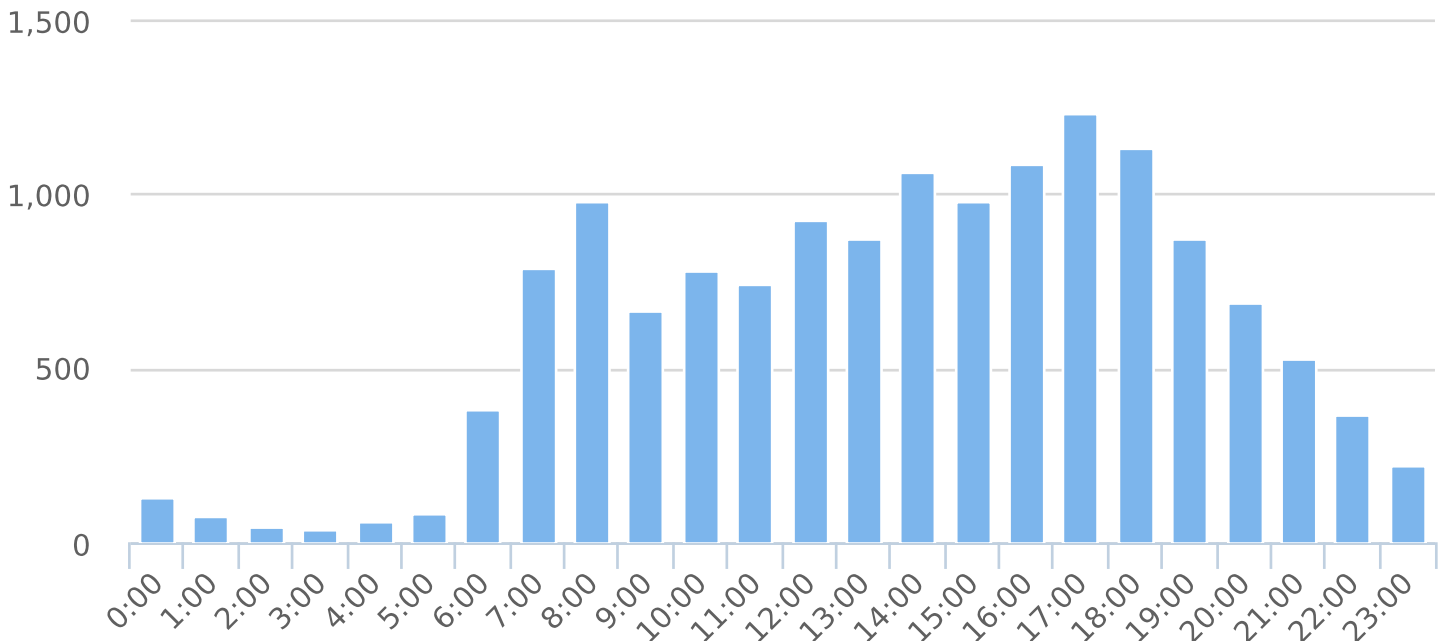
Time of Day: 0:00 to 23:59  
 Dates: 8/14/2019 to 8/20/2019

Time View: By Hour (Total Volumes)  
 Speed Bins: Size 5, Range 1 to 100  
 Site: Peachford Rd/Chowing Way, EB

Total Vehicles by Speed Bin



Total Volume by Hour



Generated by Chris Irwin from City of Dunwoody on Aug 21, 2019 at 7:42:22 AM



Time View: By Day of Week (Avg Volumes)

Speed Bins: Size 5, Range 1 to 100

Site: Peachford Rd/Chowing Way, EB

Time of Day: 0:00 to 23:59

Dates: 8/14/2019 to 8/20/2019

Day of Week	Spd Lim	1 to 5	6 to 10	11 to 15	16 to 20	21 to 25	26 to 30	31 to 35	36 to 40	41 to 45	46 to 50	51 to 55	56 to 60	61 to 65	66 to 70	71 to 75	76 to 80	81 to 85	86 to 90	91 to 95	96 to 100	Avg Spd	Avg #	
Sun	35	13	105	91	89	182	323	663	396	49	4	1	1	0	0	0	0	0	0	0	0	0	31.2	1917
Mon	35	1	13	18	12	55	327	1019	614	65	6	1	0	0	0	0	0	0	0	0	0	0	33.2	2131
Tue	35	3	13	6	15	41	358	1053	596	73	7	3	0	0	0	0	0	0	0	0	0	0	33.0	2168
Wed	35	12	81	36	30	114	463	1096	558	60	0	0	1	0	0	0	0	0	0	0	0	0	30.9	2451
Thu	35	5	20	7	19	45	363	1078	574	74	3	1	0	0	0	0	0	0	0	0	0	0	32.8	2189
Fri	35	5	17	16	30	68	391	988	599	70	7	1	0	0	0	0	0	0	0	0	0	0	32.7	2192
Sat	35	0	15	7	12	41	286	768	505	71	2	2	0	0	0	0	0	0	0	0	0	0	33.2	1709
<b>Avg #</b>		6	38	26	30	78	359	952	549	66	4	1	0	0	0	0	0	0	0	0	0	0	32.4	2108

Generated by Chris Irwin from City of Dunwoody on Aug 21, 2019 at 7:42:22 AM



Time View: By Day of Week (Avg Volumes)

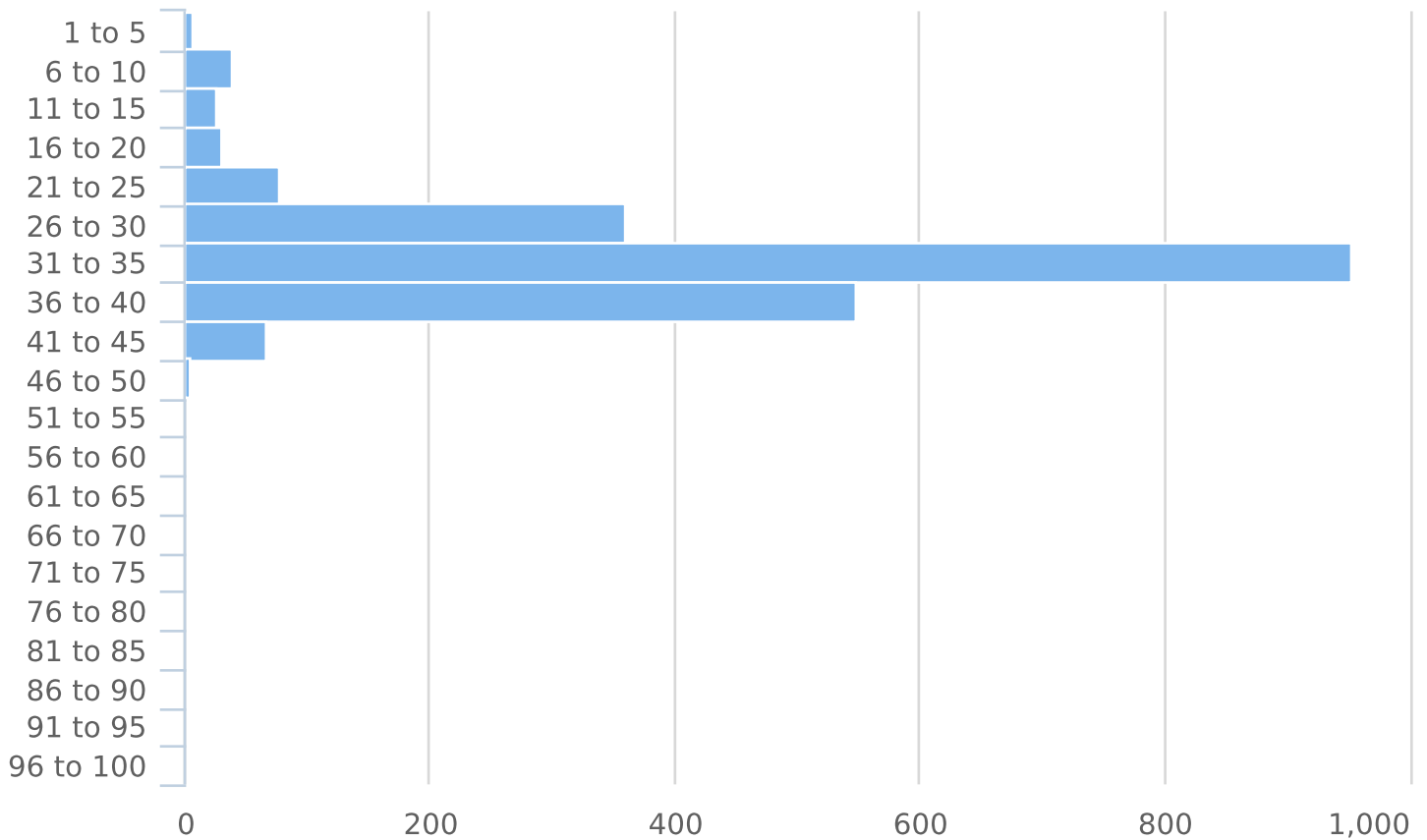
Speed Bins: Size 5, Range 1 to 100

Site: Peachford Rd/Chowing Way, EB

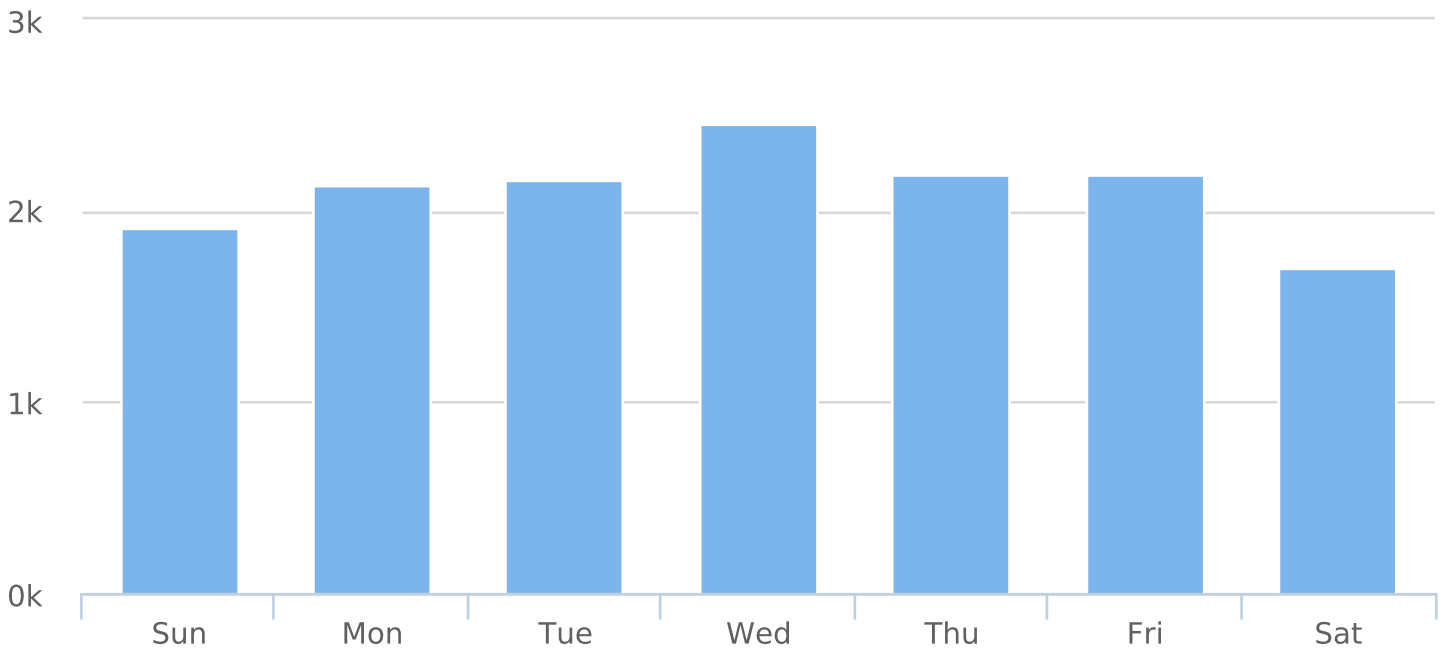
Time of Day: 0:00 to 23:59

Dates: 8/14/2019 to 8/20/2019

Average Vehicles by Speed Bin



Average Volume by Day of Week



Generated by Chris Irwin from City of Dunwoody on Aug 21, 2019 at 7:44:23 AM



Time View: By Week (Total Volumes)  
Speed Bins: Size 5, Range 1 to 100  
Site: Peachford Rd/Chowing Way, EB

Time of Day: 0:00 to 23:59  
Dates: 8/14/2019 to 8/20/2019

Week	Spd Lim	1 to 5	6 to 10	11 to 15	16 to 20	21 to 25	26 to 30	31 to 35	36 to 40	41 to 45	46 to 50	51 to 55	56 to 60	61 to 65	66 to 70	71 to 75	76 to 80	81 to 85	86 to 90	91 to 95	96 to 100	Avg Spd	Total #	
8/11/2019	35	22	133	66	91	268	1503	3930	2236	275	12	4	1	0	0	0	0	0	0	0	0	0	32.4	8541
8/18/2019	35	17	131	115	116	278	1008	2735	1606	187	17	5	1	0	0	0	0	0	0	0	0	0	32.4	6216
<b>Total #</b>		39	264	181	207	546	2511	6665	3842	462	29	9	2	0	0	0	0	0	0	0	0	0	32.4	14757

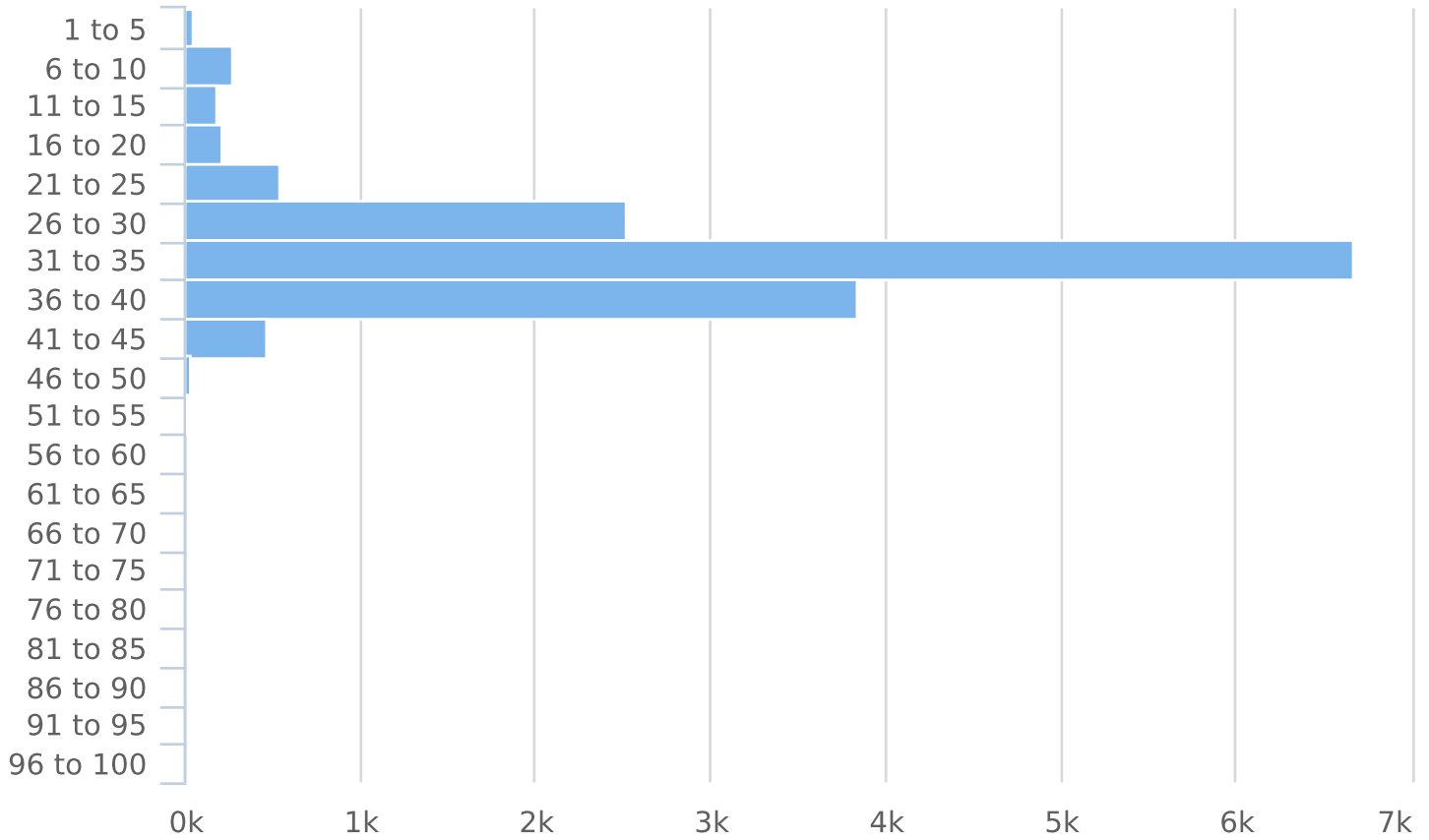




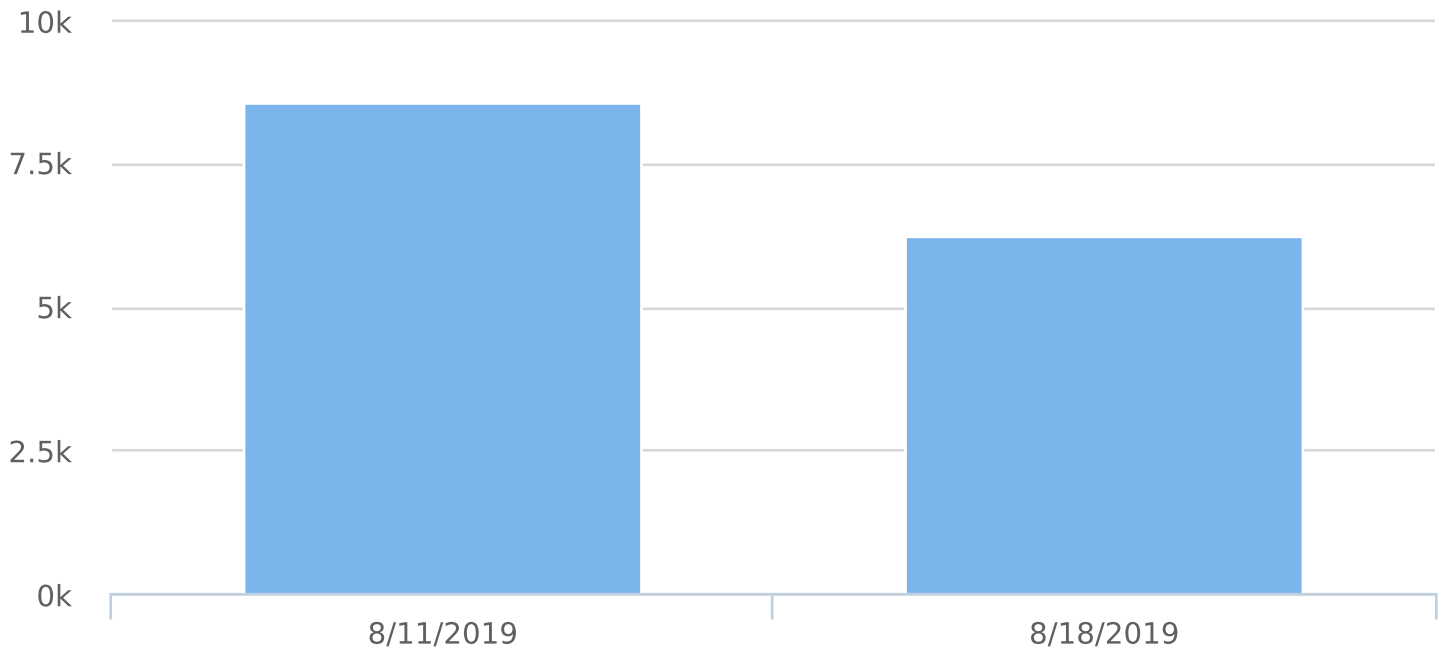
Time of Day: 0:00 to 23:59  
 Dates: 8/14/2019 to 8/20/2019

Time View: By Week (Total Volumes)  
 Speed Bins: Size 5, Range 1 to 100  
 Site: Peachford Rd/Chowing Way, EB

Total Vehicles by Speed Bin



Total Volume by Week



Generated by Chris Irwin from City of Dunwoody on Aug 21, 2019 at 7:43:7 AM



Time View: By Date (Total Volumes)  
Speed Bins: Size 5, Range 1 to 100  
Site: Peachford Rd/Chowing Way, EB

Time of Day: 0:00 to 23:59  
Dates: 8/14/2019 to 8/20/2019

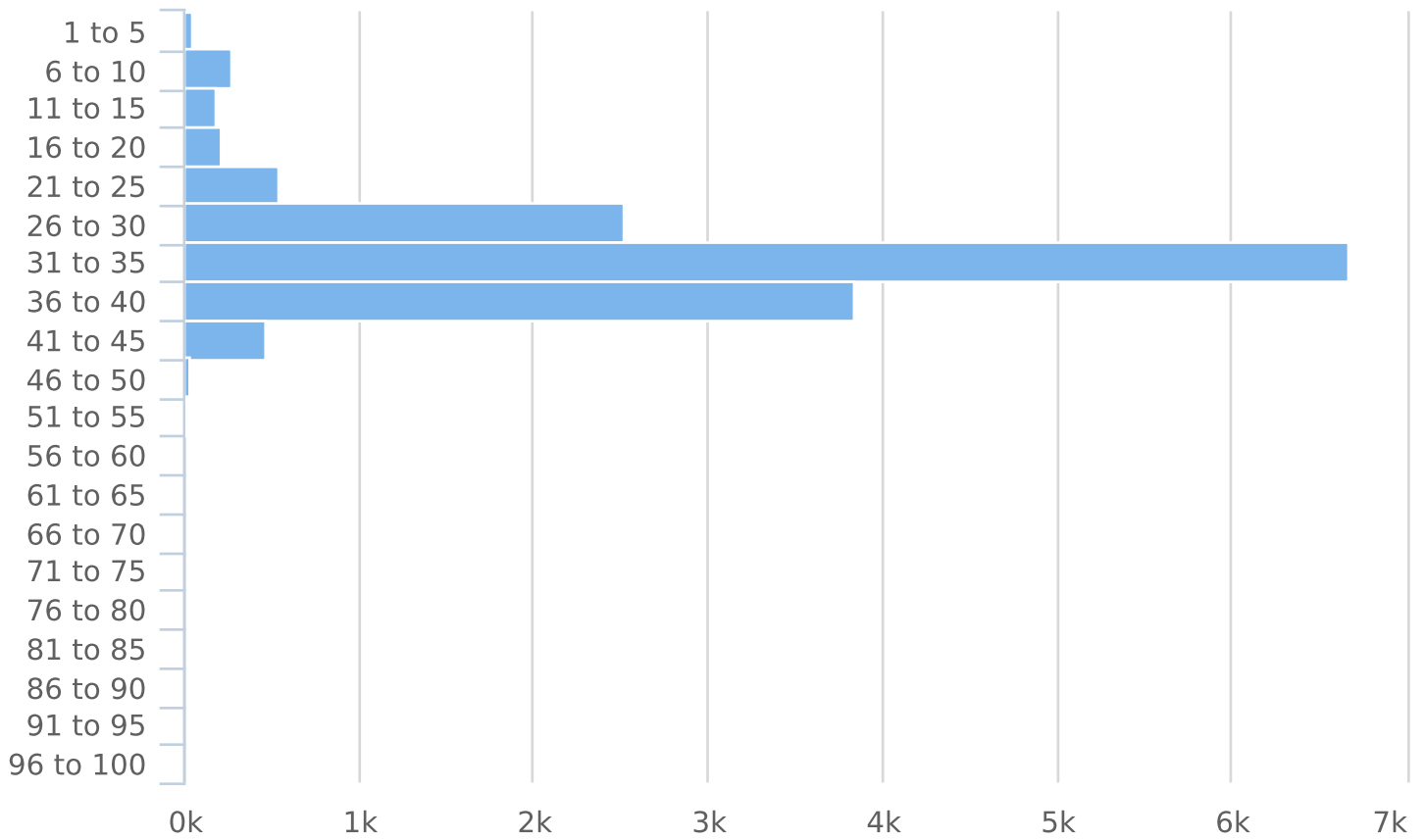
Date	Spd Lim	1 to 5	6 to 10	11 to 15	16 to 20	21 to 25	26 to 30	31 to 35	36 to 40	41 to 45	46 to 50	51 to 55	56 to 60	61 to 65	66 to 70	71 to 75	76 to 80	81 to 85	86 to 90	91 to 95	96 to 100	Avg Spd	Total #
8/14/2019	35	12	81	36	30	114	463	1096	558	60	0	0	1	0	0	0	0	0	0	0	0	30.9	2451
8/15/2019	35	5	20	7	19	45	363	1078	574	74	3	1	0	0	0	0	0	0	0	0	0	32.8	2189
8/16/2019	35	5	17	16	30	68	391	988	599	70	7	1	0	0	0	0	0	0	0	0	0	32.7	2192
8/17/2019	35	0	15	7	12	41	286	768	505	71	2	2	0	0	0	0	0	0	0	0	0	33.2	1709
8/18/2019	35	13	105	91	89	182	323	663	396	49	4	1	1	0	0	0	0	0	0	0	0	31.2	1917
8/19/2019	35	1	13	18	12	55	327	1019	614	65	6	1	0	0	0	0	0	0	0	0	0	33.2	2131
8/20/2019	35	3	13	6	15	41	358	1053	596	73	7	3	0	0	0	0	0	0	0	0	0	33.0	2168
<b>Total #</b>		39	264	181	207	546	2511	6665	3842	462	29	9	2	0	0	0	0	0	0	0	0	32.4	14757



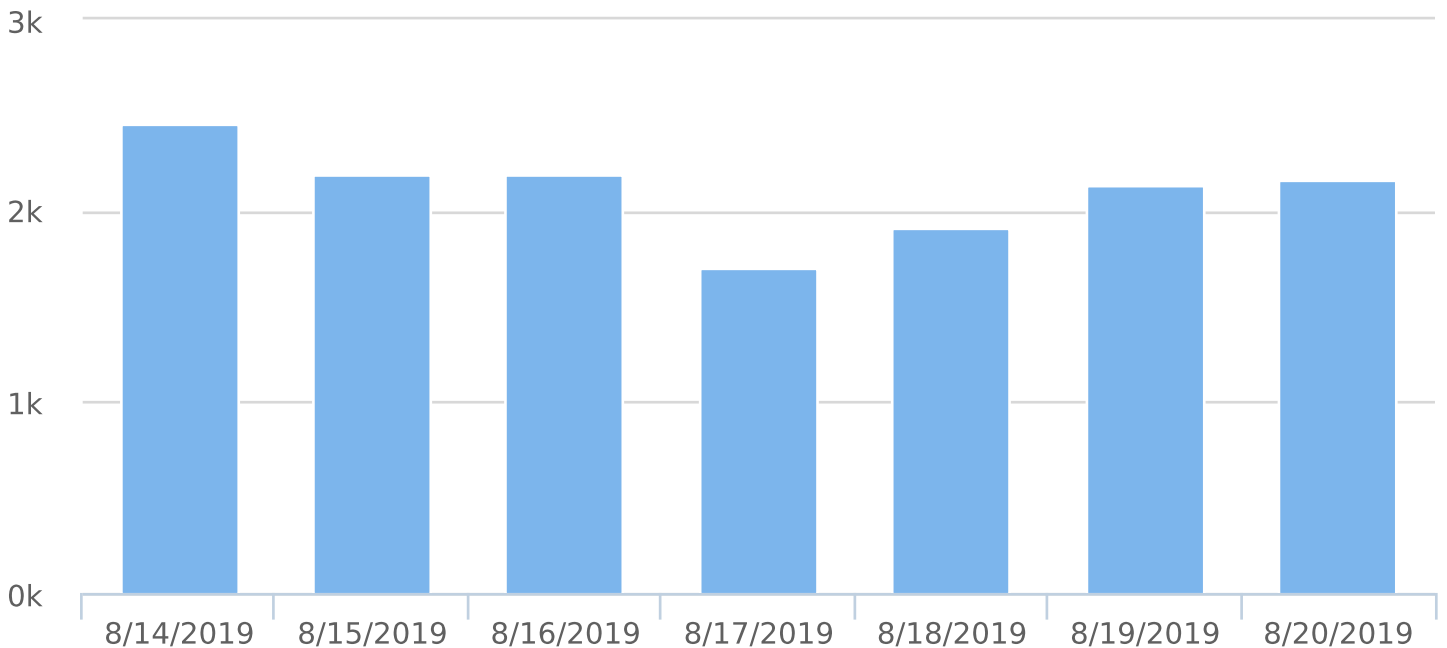
Time of Day: 0:00 to 23:59  
 Dates: 8/14/2019 to 8/20/2019

Time View: By Date (Total Volumes)  
 Speed Bins: Size 5, Range 1 to 100  
 Site: Peachford Rd/Chowing Way, EB

Total Vehicles by Speed Bin



Total Volume by Date





Generated by Chris Irwin from City of Dunwoody on Aug 21, 2019 at 7:47:47 AM

Time View: By Date (Total Volumes)

Speed Bins: Size 5, Range 1 to 100

Site: Peachford Rd/Chowing Way, EB

Time of Day: 0:00 to 23:59

Dates: 8/14/2019 to 8/20/2019

Date	00:00	01:00	02:00	03:00	04:00	05:00	06:00	07:00	08:00	09:00	10:00	11:00	12:00	13:00	14:00	15:00	16:00	17:00	18:00	19:00	20:00	21:00	22:00	23:00	Total
8/14/2019	32	14	5	4	8	18	66	148	141	96	102	101	125	113	181	149	189	256	244	156	135	86	50	32	2451
8/15/2019	13	6	5	6	6	17	64	131	161	104	103	92	101	107	149	154	197	184	171	130	100	87	65	36	2189
8/16/2019	22	7	6	7	10	9	61	157	168	88	77	95	127	121	164	179	160	171	137	124	92	83	79	48	2192
8/17/2019	19	17	13	10	4	11	37	41	56	78	93	102	129	136	148	99	113	139	108	95	88	79	50	44	1709
8/18/2019	20	18	13	5	10	8	23	36	131	114	222	153	234	119	107	106	104	90	119	105	68	59	36	17	1917
8/19/2019	11	10	4	3	11	12	61	129	172	101	95	98	108	143	153	144	146	204	165	128	100	73	41	19	2131
8/20/2019	13	7	2	6	10	12	70	147	151	82	89	101	105	131	158	150	178	191	192	135	104	64	43	27	2168
<b>Total #</b>	<b>130</b>	<b>79</b>	<b>48</b>	<b>41</b>	<b>59</b>	<b>87</b>	<b>382</b>	<b>789</b>	<b>980</b>	<b>663</b>	<b>781</b>	<b>742</b>	<b>929</b>	<b>870</b>	<b>1060</b>	<b>981</b>	<b>1087</b>	<b>1235</b>	<b>1136</b>	<b>873</b>	<b>687</b>	<b>531</b>	<b>364</b>	<b>223</b>	<b>14757</b>

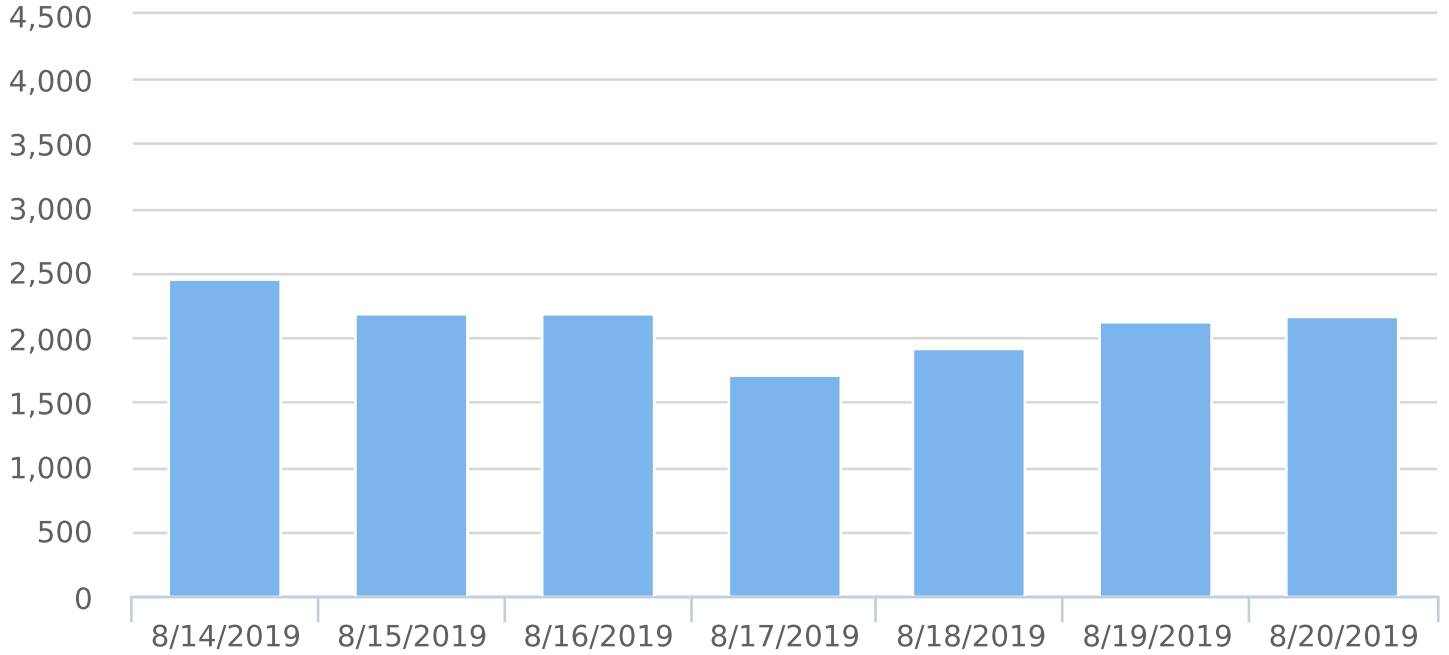


Generated by Chris Irwin from City of Dunwoody on Aug 21, 2019 at 7:47:47 AM

Time of Day: 0:00 to 23:59  
Dates: 8/14/2019 to 8/20/2019

Time View: By Date (Total Volumes)  
Speed Bins: Size 5, Range 1 to 100  
Site: Peachford Rd/Chowing Way, EB

## Volume by Date





Generated by Chris Irwin from City of Dunwoody on Aug 21, 2019 at 7:46:37 AM

Time View: By Day of Week (Avg Volumes)

Speed Bins: Size 5, Range 1 to 100

Site: Peachford Rd/Chowing Way, EB

Time of Day: 0:00 to 23:59

Dates: 8/14/2019 to 8/20/2019

Day of Week	00:00	01:00	02:00	03:00	04:00	05:00	06:00	07:00	08:00	09:00	10:00	11:00	12:00	13:00	14:00	15:00	16:00	17:00	18:00	19:00	20:00	21:00	22:00	23:00	Total
<b>Sun</b>	20	18	13	5	10	8	23	36	131	114	222	153	234	119	107	106	104	90	119	105	68	59	36	17	<b>1917</b>
<b>Mon</b>	11	10	4	3	11	12	61	129	172	101	95	98	108	143	153	144	146	204	165	128	100	73	41	19	<b>2131</b>
<b>Tue</b>	13	7	2	6	10	12	70	147	151	82	89	101	105	131	158	150	178	191	192	135	104	64	43	27	<b>2168</b>
<b>Wed</b>	32	14	5	4	8	18	66	148	141	96	102	101	125	113	181	149	189	256	244	156	135	86	50	32	<b>2451</b>
<b>Thu</b>	13	6	5	6	6	17	64	131	161	104	103	92	101	107	149	154	197	184	171	130	100	87	65	36	<b>2189</b>
<b>Fri</b>	22	7	6	7	10	9	61	157	168	88	77	95	127	121	164	179	160	171	137	124	92	83	79	48	<b>2192</b>
<b>Sat</b>	19	17	13	10	4	11	37	41	56	78	93	102	129	136	148	99	113	139	108	95	88	79	50	44	<b>1709</b>
<b>Avg #</b>	<b>19</b>	<b>11</b>	<b>7</b>	<b>6</b>	<b>8</b>	<b>12</b>	<b>55</b>	<b>113</b>	<b>140</b>	<b>95</b>	<b>112</b>	<b>106</b>	<b>133</b>	<b>124</b>	<b>151</b>	<b>140</b>	<b>155</b>	<b>176</b>	<b>162</b>	<b>125</b>	<b>98</b>	<b>76</b>	<b>52</b>	<b>32</b>	<b>2108</b>



Generated by Chris Irwin from City of Dunwoody on Aug 21, 2019 at 7:46:37 AM

Time View: By Day of Week (Avg Volumes)

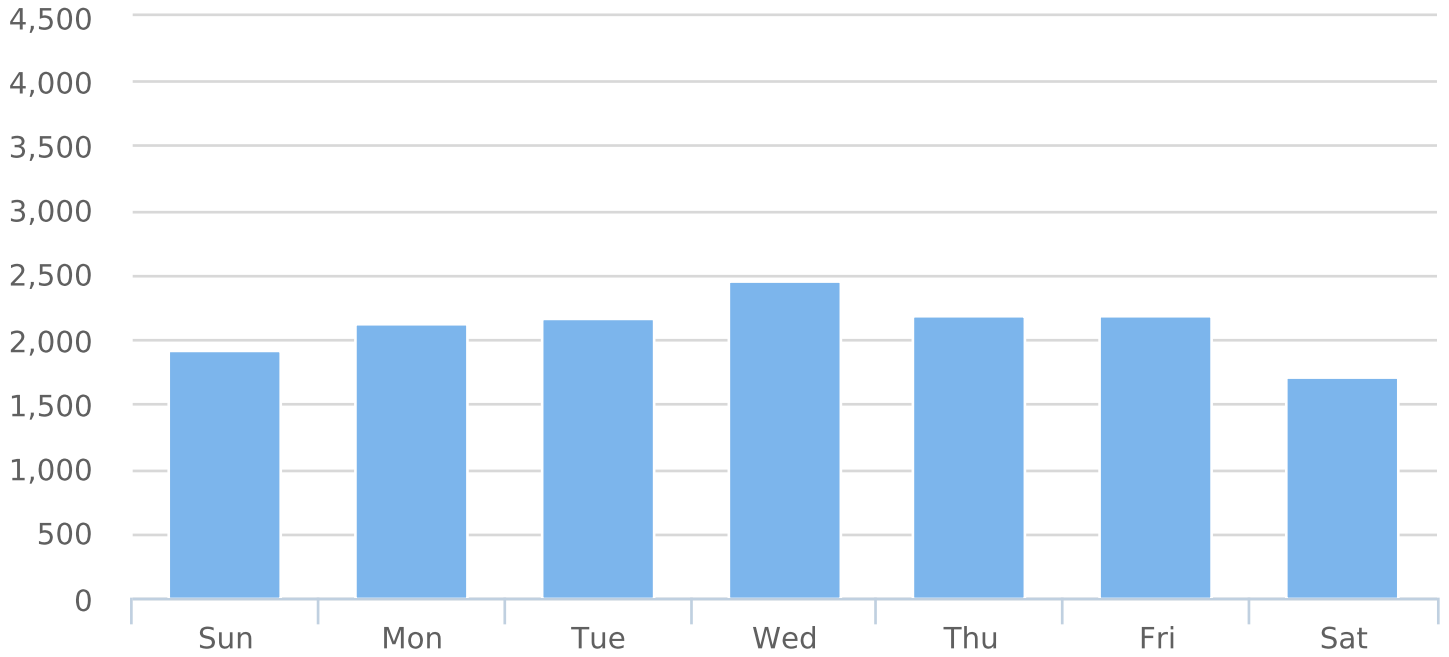
Speed Bins: Size 5, Range 1 to 100

Site: Peachford Rd/Chowing Way, EB

Time of Day: 0:00 to 23:59

Dates: 8/14/2019 to 8/20/2019

## Volume by Day





# Volume By Time Report

Generated by Chris Irwin from City of Dunwoody on Aug 21, 2019 at 7:45:27 AM

Time View: By Week (Total Volumes)

Speed Bins: Size 5, Range 1 to 100

Site: Peachford Rd/Chowing Way, EB

Time of Day: 0:00 to 23:59

Dates: 8/14/2019 to 8/20/2019

Week	00:00	01:00	02:00	03:00	04:00	05:00	06:00	07:00	08:00	09:00	10:00	11:00	12:00	13:00	14:00	15:00	16:00	17:00	18:00	19:00	20:00	21:00	22:00	23:00	Total
8/11/2019	86	44	29	27	28	55	228	477	526	366	375	390	482	477	642	581	659	750	660	505	415	335	244	160	8541
8/18/2019	44	35	19	14	31	32	154	312	454	297	406	352	447	393	418	400	428	485	476	368	272	196	120	63	6216
<b>Total #</b>	<b>130</b>	<b>79</b>	<b>48</b>	<b>41</b>	<b>59</b>	<b>87</b>	<b>382</b>	<b>789</b>	<b>980</b>	<b>663</b>	<b>781</b>	<b>742</b>	<b>929</b>	<b>870</b>	<b>1060</b>	<b>981</b>	<b>1087</b>	<b>1235</b>	<b>1136</b>	<b>873</b>	<b>687</b>	<b>531</b>	<b>364</b>	<b>223</b>	<b>14757</b>



Generated by Chris Irwin from City of Dunwoody on Aug 21, 2019 at 7:45:27 AM



Time of Day: 0:00 to 23:59  
Dates: 8/14/2019 to 8/20/2019

Time View: By Week (Total Volumes)  
Speed Bins: Size 5, Range 1 to 100  
Site: Peachford Rd/Chowing Way, EB

## Volume by Week

