

Generated by Officer Irwin from City of Dunwoody on Apr 5, 2019 at 10:26:28 AM



Time View: By Date (Total Volumes)
 Speed Bins: Size 5, Range 1 to 70
 Site: 1749 Mt. Vernon Rd, EB

Time of Day: 0:00 to 23:59
 Dates: 3/25/2019 to 4/4/2019

Date	Spd Lim	1 to 5	6 to 10	11 to 15	16 to 20	21 to 25	26 to 30	31 to 35	36 to 40	41 to 45	46 to 50	51 to 55	56 to 60	61 to 65	66 to 70	Avg Spd	Total #
3/25/2019	35	42	201	194	195	249	839	1969	1589	356	57	9	2	0	0	33.5	5702
3/26/2019	35	37	186	191	216	314	936	2008	1447	362	54	6	1	1	0	32.8	5759
3/27/2019	35	36	190	198	205	330	911	2163	1649	419	70	9	1	1	2	33.0	6184
3/28/2019	35	77	295	257	307	382	832	1957	1527	413	69	15	2	3	0	33.0	6136
3/29/2019	35	29	117	115	128	268	872	2231	1810	501	71	17	2	0	0	34.2	6161
3/30/2019	35	1	23	27	34	59	514	1921	1918	591	109	22	3	1	1	35.8	5224
3/31/2019	35	23	83	16	22	43	336	1456	1691	522	91	20	8	5	0	34.3	4316
4/1/2019	35	7	64	65	77	164	616	1871	1689	491	72	12	1	0	0	35.1	5129
4/2/2019	35	23	101	95	110	151	637	1845	1672	473	73	16	4	0	1	34.3	5201
4/3/2019	35	6	53	48	61	138	628	1949	1805	504	87	14	0	1	0	35.1	5294
4/4/2019	35	1	44	37	56	130	673	2042	1735	448	69	13	4	0	0	34.0	5252
Total #		282	1357	1243	1411	2228	7794	21412	18532	5080	822	153	28	12	4	34.1	60358



Time View: By Date (Total Volumes)

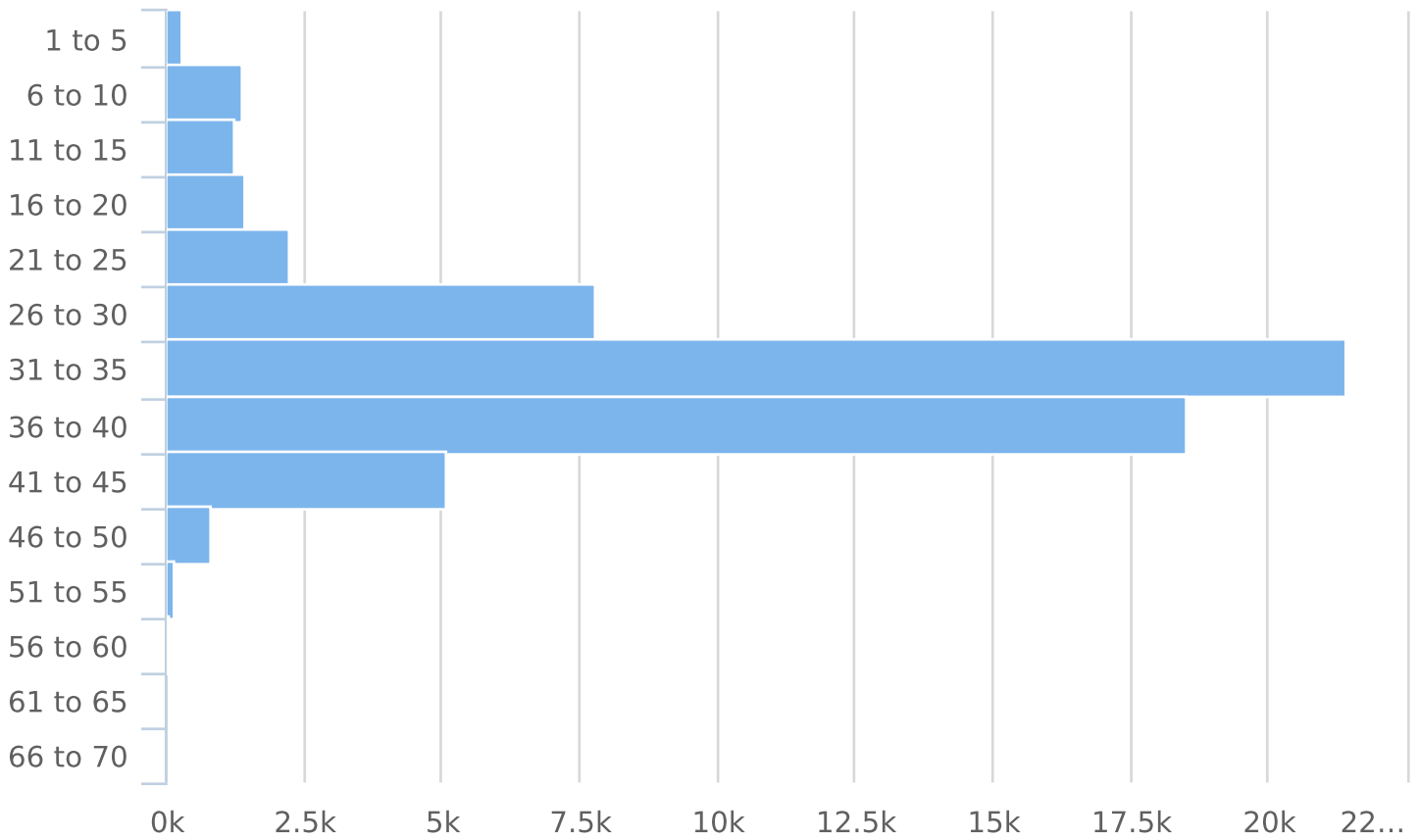
Speed Bins: Size 5, Range 1 to 70

Site: 1749 Mt. Vernon Rd, EB

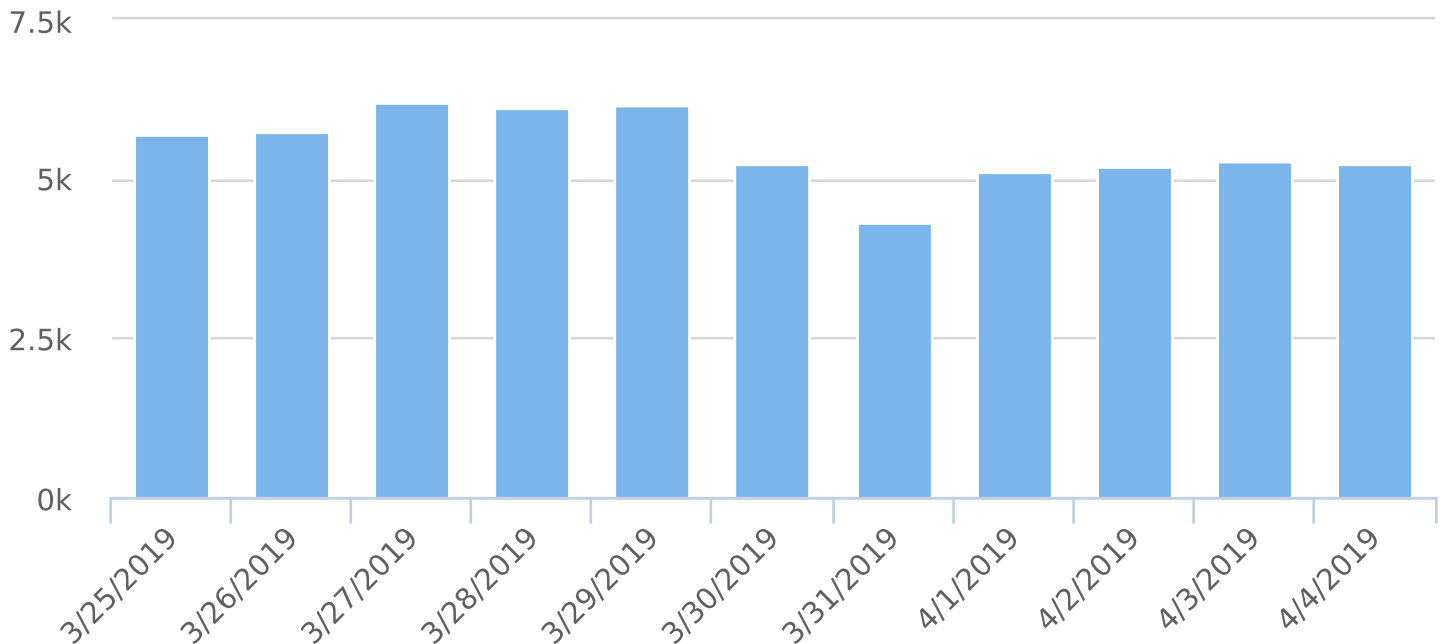
Time of Day: 0:00 to 23:59

Dates: 3/25/2019 to 4/4/2019

Total Vehicles by Speed Bin



Total Volume by Date



Generated by Officer Irwin from City of Dunwoody on Apr 5, 2019 at 10:20:57 AM



Time View: By Day of Week (Avg Volumes)

Speed Bins: Size 5, Range 1 to 70

Site: 1749 Mt. Vernon Rd, EB

Time of Day: 0:00 to 23:59

Dates: 3/25/2019 to 4/4/2019

Day of Week	Spd Lim	1 to 5	6 to 10	11 to 15	16 to 20	21 to 25	26 to 30	31 to 35	36 to 40	41 to 45	46 to 50	51 to 55	56 to 60	61 to 65	66 to 70	Avg Spd	Avg #
Sun	35	23	83	16	22	43	336	1456	1691	522	91	20	8	5	0	34.3	4316
Mon	35	25	133	130	136	207	728	1920	1639	424	65	11	2	0	0	34.3	5416
Tue	35	30	144	143	163	233	787	1927	1560	418	64	11	3	1	1	33.5	5480
Wed	35	21	122	123	133	234	770	2056	1727	462	79	12	1	1	1	34.1	5739
Thu	35	39	170	147	182	256	753	2000	1631	431	69	14	3	2	0	33.5	5694
Fri	35	29	117	115	128	268	872	2231	1810	501	71	17	2	0	0	34.2	6161
Sat	35	1	23	27	34	59	514	1921	1918	591	109	22	3	1	1	35.8	5224
Avg #		24	113	100	114	186	680	1930	1711	478	78	15	3	1	0	34.2	5433



Time View: By Day of Week (Avg Volumes)

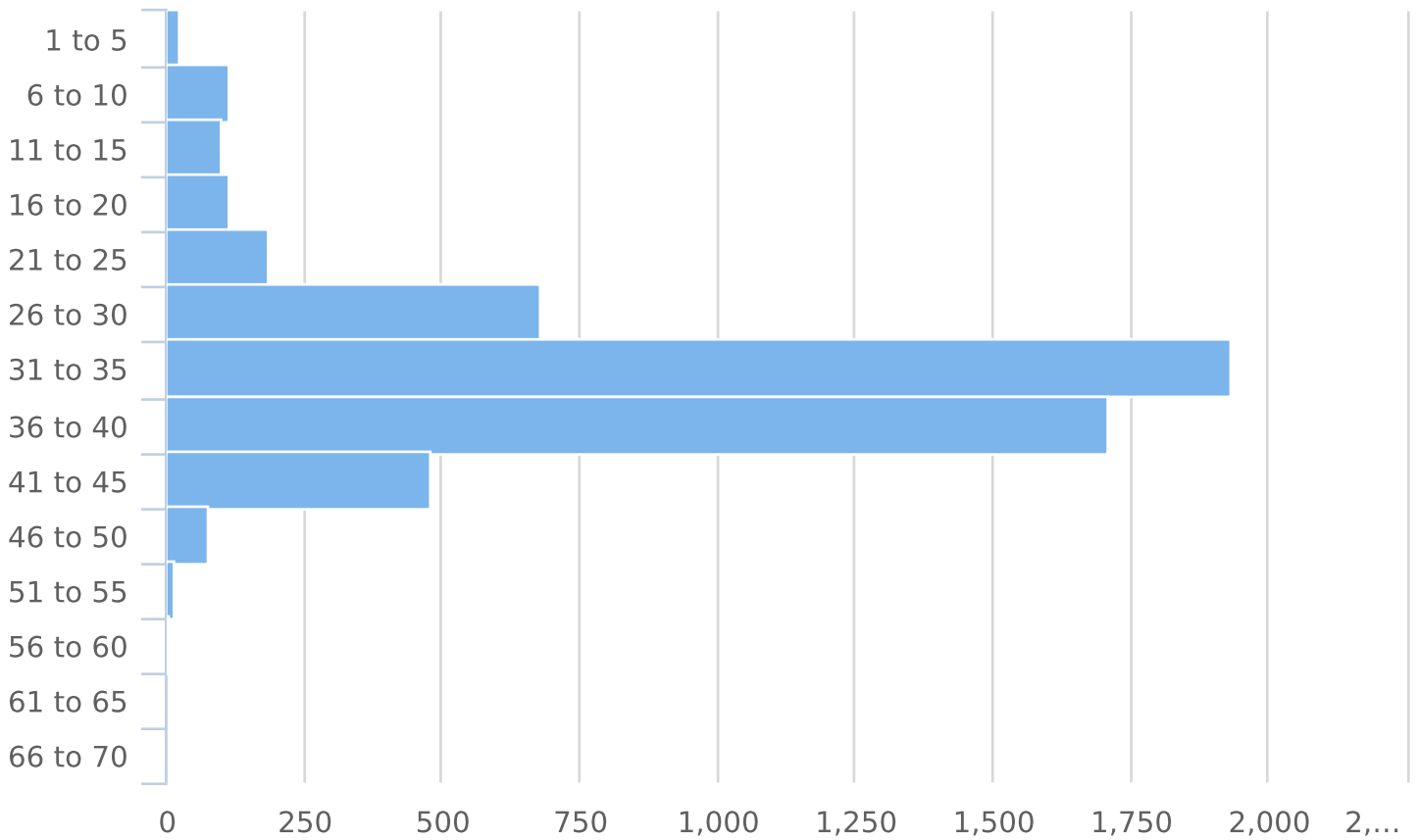
Speed Bins: Size 5, Range 1 to 70

Site: 1749 Mt. Vernon Rd, EB

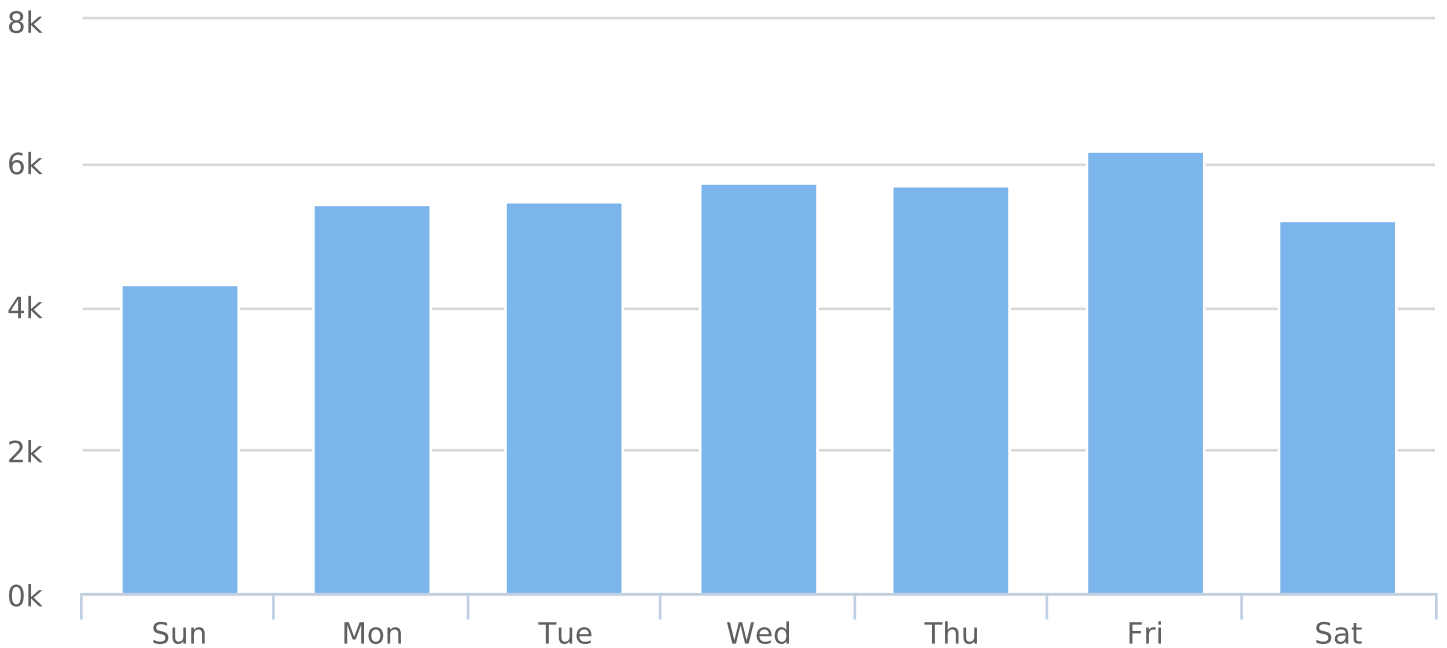
Time of Day: 0:00 to 23:59

Dates: 3/25/2019 to 4/4/2019

Average Vehicles by Speed Bin



Average Volume by Day of Week



Generated by Officer Irwin from City of Dunwoody on Apr 5, 2019 at 10:14:59 AM



Time View: By Hour (Avg Volumes)

Speed Bins: Size 5, Range 1 to 70

Site: 1749 Mt. Vernon Rd, EB

Time of Day: 0:00 to 23:59

Dates: 3/25/2019 to 4/4/2019

Hour	Spd Lim	1 to 5	6 to 10	11 to 15	16 to 20	21 to 25	26 to 30	31 to 35	36 to 40	41 to 45	46 to 50	51 to 55	56 to 60	61 to 65	66 to 70	Avg Spd	Avg #
0:00	35	0	0	0	0	0	2	10	13	3	1	0	0	0	0	36.2	30
1:00	35	0	0	0	0	0	1	4	6	2	1	0	0	0	0	36.7	13
2:00	35	0	0	0	0	0	1	3	4	1	0	0	0	0	0	36.5	8
3:00	35	1	1	0	0	0	1	2	3	2	0	0	0	0	0	34.2	10
4:00	35	0	1	0	1	1	1	3	4	1	0	0	0	0	0	33.3	12
5:00	35	0	2	0	0	0	3	9	9	3	1	1	0	0	0	33.5	28
6:00	35	1	7	2	1	1	5	27	33	10	2	0	0	0	0	32.5	91
7:00	35	0	2	2	3	6	24	77	68	16	5	1	0	0	0	34.7	205
8:00	35	0	4	4	2	7	25	94	78	21	3	0	0	0	0	34.2	241
9:00	35	0	3	2	3	5	27	97	96	28	3	1	0	0	0	34.7	267
10:00	35	1	3	3	3	4	29	113	114	31	3	1	0	0	0	34.8	304
11:00	35	0	3	3	3	6	37	140	129	34	4	1	0	0	0	34.7	359
12:00	35	0	3	2	3	7	44	154	135	36	5	1	0	0	0	34.8	390
13:00	35	0	3	3	4	8	47	163	132	36	5	1	0	0	0	34.5	403
14:00	35	1	3	4	6	13	54	149	122	32	5	0	0	0	0	34.0	390
15:00	35	7	19	12	11	22	68	133	110	30	5	1	0	0	0	31.5	417
16:00	35	4	23	25	24	35	71	146	100	27	5	1	0	0	0	30.5	461
17:00	35	8	33	36	37	37	67	110	86	24	3	1	0	0	0	28.5	443
18:00	35	1	8	9	19	26	65	125	114	35	6	1	0	0	0	32.8	411
19:00	35	0	1	2	4	13	46	123	108	32	7	1	0	0	0	34.5	338
20:00	35	0	1	1	2	6	50	116	82	19	3	1	0	0	0	34.1	282
21:00	35	0	0	0	0	3	30	85	67	17	3	1	0	0	0	34.9	206
22:00	35	0	1	0	1	1	9	45	45	14	2	0	0	0	0	35.8	118
23:00	35	0	0	0	0	1	4	19	25	8	2	1	0	0	0	36.5	59
Avg #		1	5	5	5	8	30	81	70	19	3	1	0	0	0	34.1	229



Time View: By Hour (Avg Volumes)

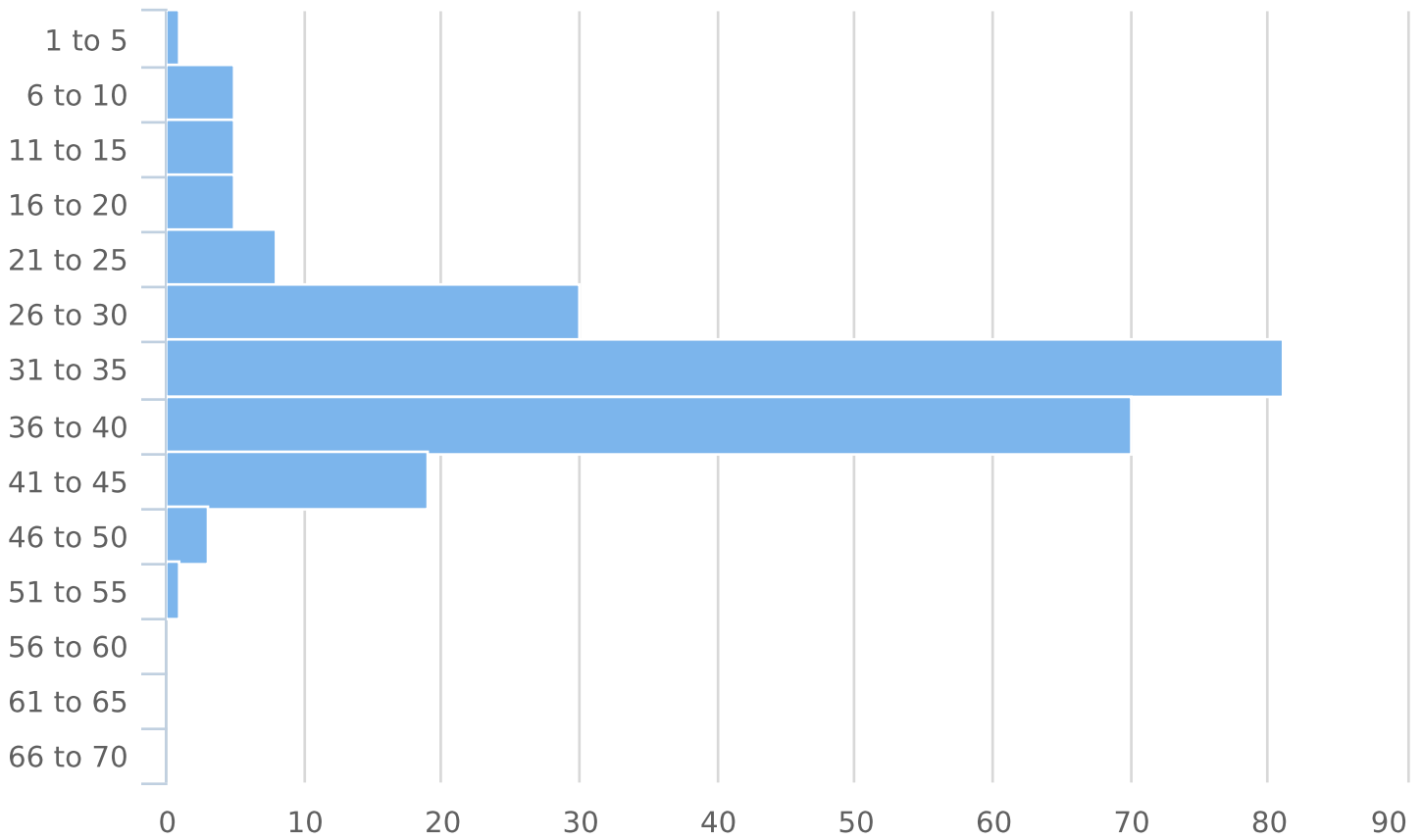
Speed Bins: Size 5, Range 1 to 70

Site: 1749 Mt. Vernon Rd, EB

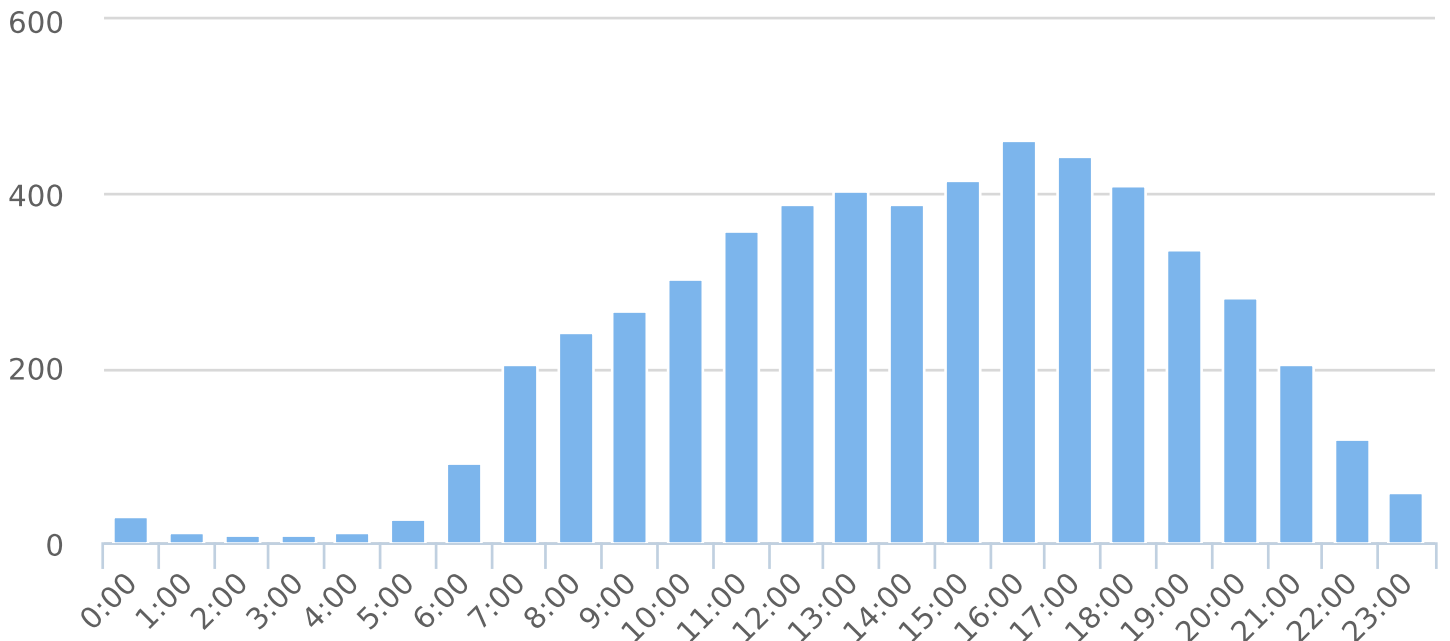
Time of Day: 0:00 to 23:59

Dates: 3/25/2019 to 4/4/2019

Average Vehicles by Speed Bin



Average Volume by Hour



Generated by Officer Irwin from City of Dunwoody on Apr 5, 2019 at 10:19:23 AM



Time View: By Hour (Total Volumes)
Speed Bins: Size 5, Range 1 to 70
Site: 1749 Mt. Vernon Rd, EB

Time of Day: 0:00 to 23:59
Dates: 3/25/2019 to 4/4/2019

Hour	Spd Lim	1 to 5	6 to 10	11 to 15	16 to 20	21 to 25	26 to 30	31 to 35	36 to 40	41 to 45	46 to 50	51 to 55	56 to 60	61 to 65	66 to 70	Avg Spd	Total #
0:00	35	0	1	0	1	2	27	107	148	35	6	3	0	0	0	36.2	330
1:00	35	0	2	0	0	0	9	40	65	23	6	1	0	0	0	36.7	146
2:00	35	0	0	0	0	1	6	29	45	9	2	1	0	0	0	36.5	93
3:00	35	6	9	0	1	3	10	24	37	17	4	3	0	1	0	34.2	115
4:00	35	0	8	3	6	7	9	31	45	14	4	2	0	0	0	33.3	129
5:00	35	0	18	5	4	5	32	102	96	33	8	6	1	0	0	33.5	310
6:00	35	16	82	21	15	13	51	295	368	114	17	5	0	0	0	32.5	997
7:00	35	4	25	27	33	63	264	852	746	175	53	8	1	1	0	34.7	2252
8:00	35	4	48	41	25	74	279	1038	862	234	38	5	0	0	0	34.2	2648
9:00	35	4	38	27	32	52	299	1072	1059	303	38	7	5	0	0	34.7	2936
10:00	35	6	38	28	29	49	315	1238	1249	342	38	8	3	1	0	34.8	3344
11:00	35	4	33	35	36	61	402	1536	1416	376	42	6	0	1	0	34.7	3948
12:00	35	2	34	27	29	81	485	1691	1480	392	57	14	0	2	0	34.8	4294
13:00	35	3	36	37	45	85	513	1797	1450	401	59	8	2	0	0	34.5	4436
14:00	35	9	32	48	67	141	597	1639	1347	357	50	3	2	1	0	34.0	4293
15:00	35	80	213	133	123	238	744	1461	1208	326	53	9	2	0	0	31.5	4590
16:00	35	44	251	279	266	390	781	1605	1097	297	54	11	0	0	0	30.5	5075
17:00	35	84	367	395	412	412	732	1215	947	266	33	6	0	0	0	28.5	4869
18:00	35	11	88	102	207	291	714	1376	1259	386	71	8	3	0	3	32.8	4519
19:00	35	0	16	24	46	138	504	1354	1191	353	75	12	4	0	0	34.5	3717
20:00	35	3	9	8	21	71	549	1276	905	210	35	10	2	1	0	34.1	3100
21:00	35	0	0	1	5	34	329	930	742	182	31	8	0	1	0	34.9	2263
22:00	35	0	7	1	6	11	102	500	495	151	25	2	1	1	1	35.8	1303
23:00	35	2	2	1	2	6	41	204	275	84	23	7	2	2	0	36.5	651
Total #		282	1357	1243	1411	2228	7794	21412	18532	5080	822	153	28	12	4	34.1	60358



Generated by Officer Irwin from City of Dunwoody on Apr 5, 2019 at 10:19:23 AM

Time View: By Hour (Total Volumes)

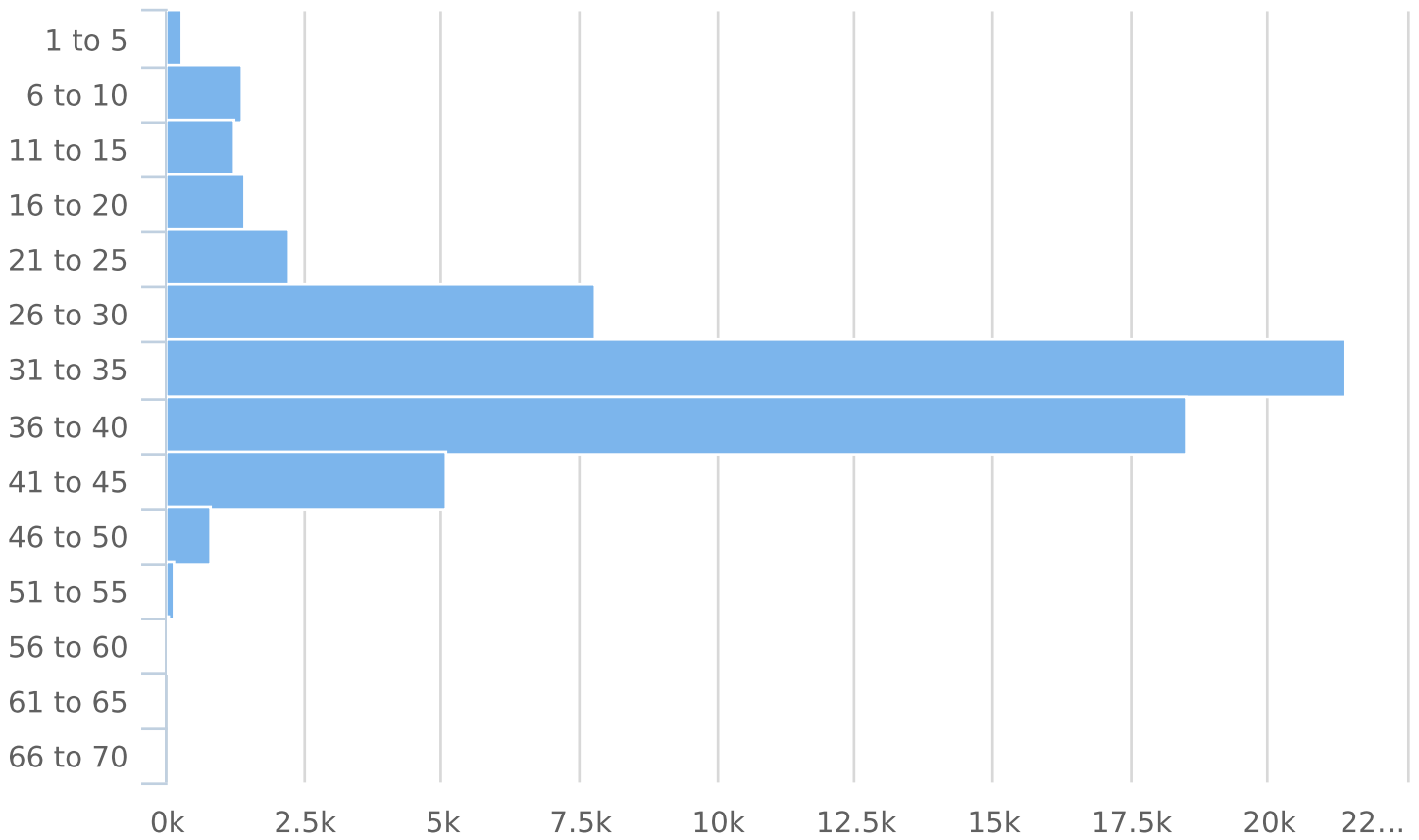
Speed Bins: Size 5, Range 1 to 70

Site: 1749 Mt. Vernon Rd, EB

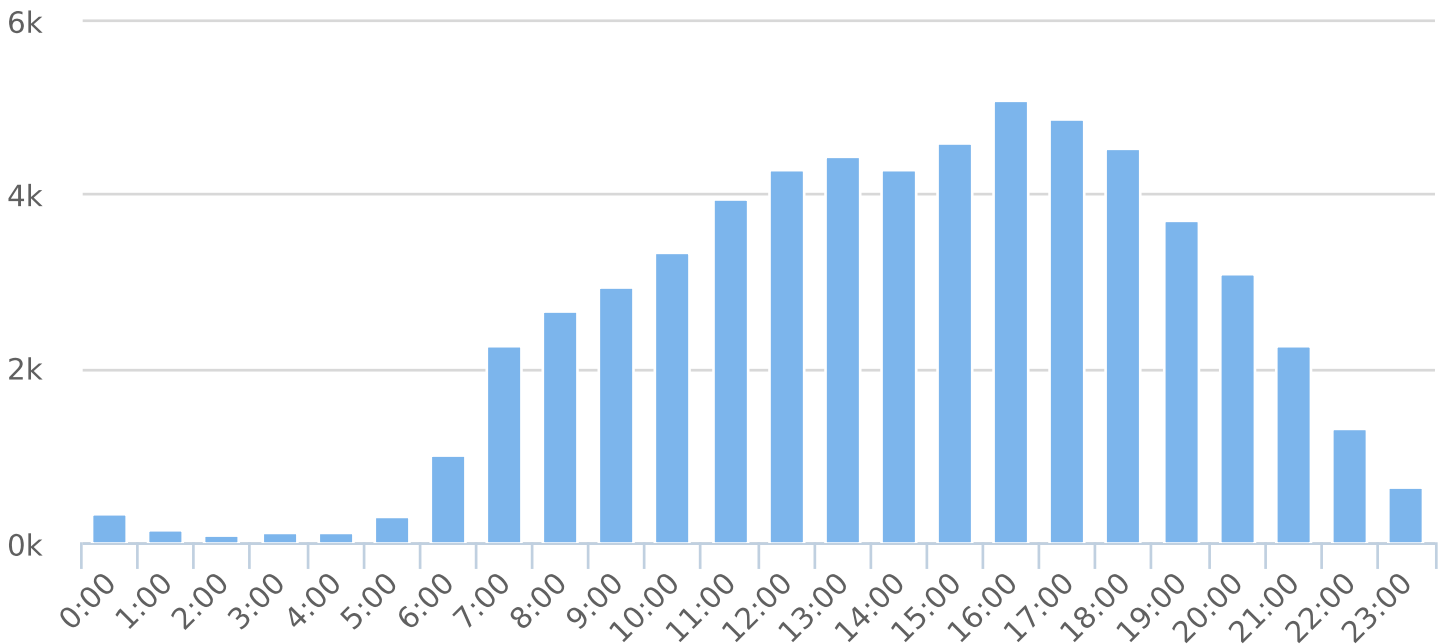
Time of Day: 0:00 to 23:59

Dates: 3/25/2019 to 4/4/2019

Total Vehicles by Speed Bin



Total Volume by Hour



Generated by Officer Irwin from City of Dunwoody on Apr 5, 2019 at 10:29:39 AM



Time View: By Week (Total Volumes)

Speed Bins: Size 5, Range 1 to 70

Site: 1749 Mt. Vernon Rd, EB

Time of Day: 0:00 to 23:59

Dates: 3/25/2019 to 4/4/2019

Week	Spd Lim	1 to 5	6 to 10	11 to 15	16 to 20	21 to 25	26 to 30	31 to 35	36 to 40	41 to 45	46 to 50	51 to 55	56 to 60	61 to 65	66 to 70	Avg Spd	Total #
3/24/2019	35	222	1012	982	1085	1602	4904	12249	9940	2642	430	78	11	6	3	33.7	35166
3/31/2019	35	60	345	261	326	626	2890	9163	8592	2438	392	75	17	6	1	34.5	25192
Total #		282	1357	1243	1411	2228	7794	21412	18532	5080	822	153	28	12	4	34.1	60358



Time View: By Week (Total Volumes)

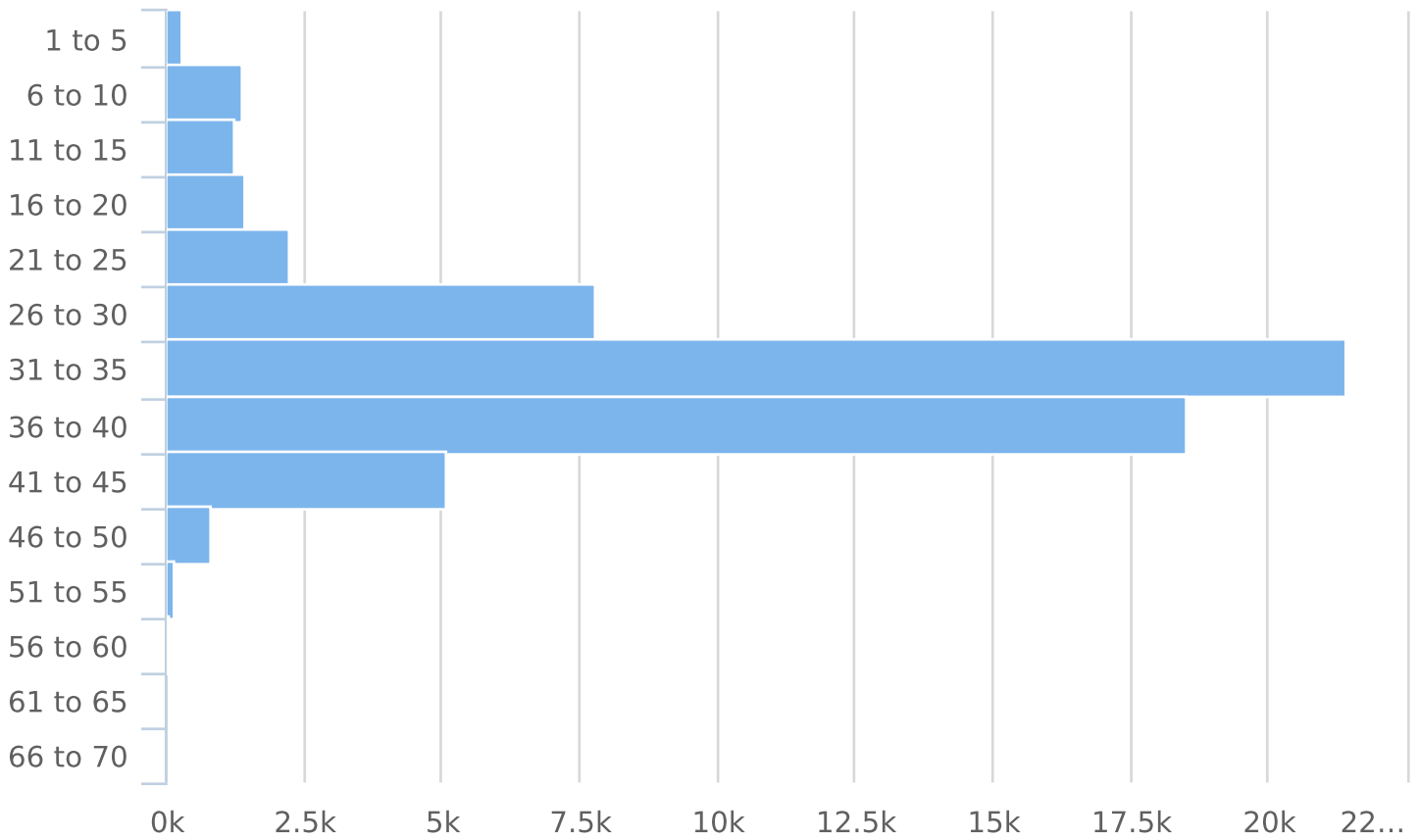
Speed Bins: Size 5, Range 1 to 70

Site: 1749 Mt. Vernon Rd, EB

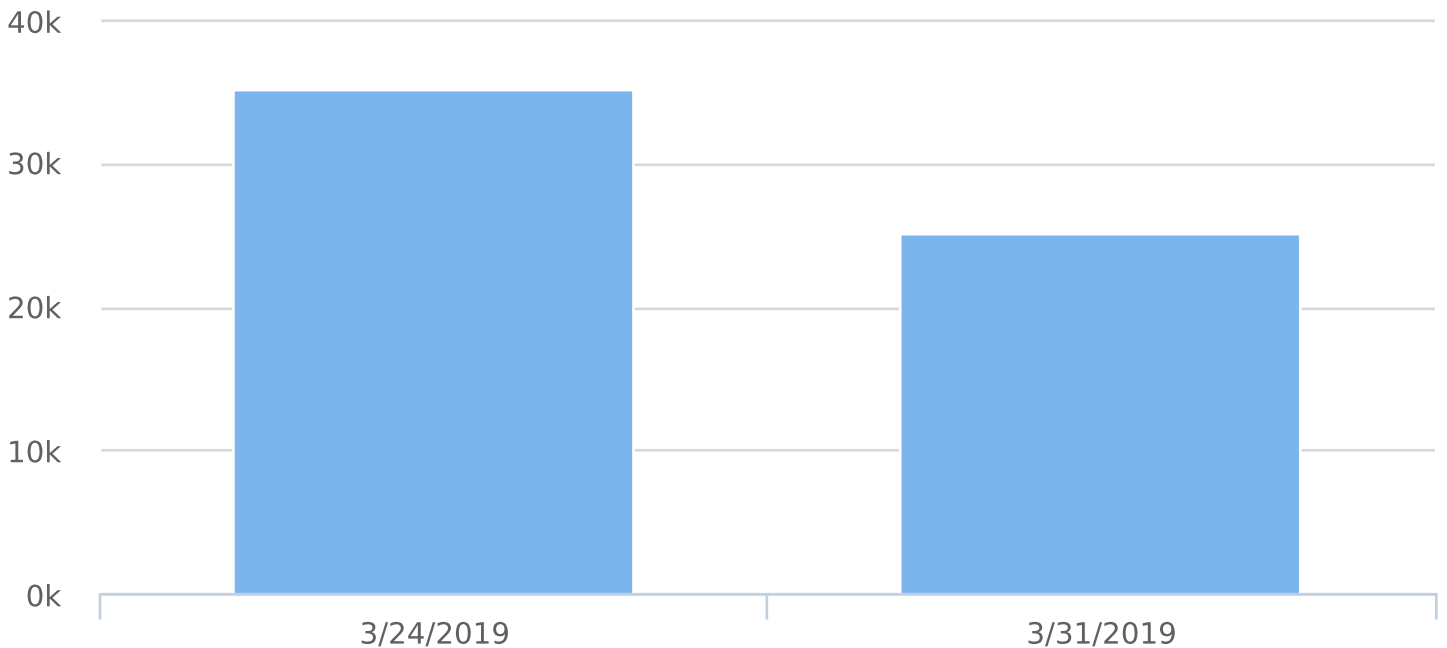
Time of Day: 0:00 to 23:59

Dates: 3/25/2019 to 4/4/2019

Total Vehicles by Speed Bin



Total Volume by Week





Volume By Time Report

Generated by Officer Irwin from City of Dunwoody on Apr 5, 2019 at 10:31:28 AM

Time View: By Day of Week (Avg Volumes)

Speed Bins: Size 5, Range 1 to 70

Site: 1749 Mt. Vernon Rd, EB

Time of Day: 0:00 to 23:59

Dates: 3/25/2019 to 4/4/2019

Day of Week	00:00	01:00	02:00	03:00	04:00	05:00	06:00	07:00	08:00	09:00	10:00	11:00	12:00	13:00	14:00	15:00	16:00	17:00	18:00	19:00	20:00	21:00	22:00	23:00	Total
Sun	55	24	14	31	15	7	97	73	110	178	273	294	345	378	372	345	324	321	314	273	213	136	82	42	4316
Mon	25	8	6	11	8	31	95	213	257	253	312	363	392	396	393	421	479	437	396	314	277	184	104	47	5416
Tue	21	7	8	6	13	33	86	223	243	256	293	345	386	392	377	433	486	485	457	341	271	197	94	33	5480
Wed	21	11	7	7	12	29	103	212	257	267	308	376	400	418	380	433	481	465	448	393	314	225	120	58	5739
Thu	25	10	7	6	14	34	92	237	274	276	290	354	377	409	397	414	498	473	436	357	298	218	139	65	5694
Fri	38	24	10	9	11	34	112	310	260	327	319	383	407	433	437	491	510	501	424	321	290	270	155	85	6161
Sat	53	28	14	16	12	17	38	100	217	330	348	398	434	398	393	355	355	329	309	315	280	211	154	120	5224
Avg #	34	16	9	12	12	26	89	195	231	270	306	359	392	403	393	413	448	430	398	331	278	206	121	64	5433



Generated by Officer Irwin from City of Dunwoody on Apr 5, 2019 at 10:31:28 AM

Time View: By Day of Week (Avg Volumes)

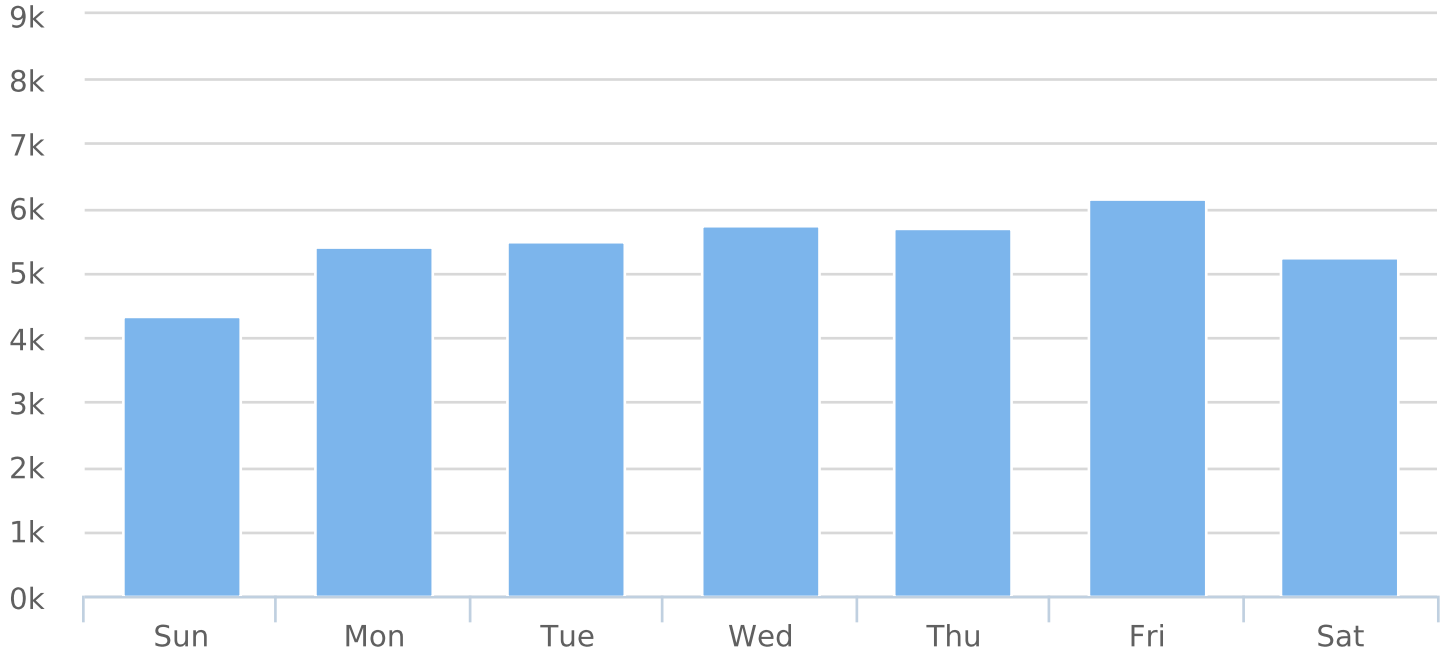
Speed Bins: Size 5, Range 1 to 70

Site: 1749 Mt. Vernon Rd, EB

Time of Day: 0:00 to 23:59

Dates: 3/25/2019 to 4/4/2019

Volume by Day





Volume By Time Report

Generated by Officer Irwin from City of Dunwoody on Apr 5, 2019 at 10:37:41 AM

Time View: By Week (Total Volumes)

Speed Bins: Size 5, Range 1 to 70

Site: 1749 Mt. Vernon Rd, EB

Time of Day: 0:00 to 23:59

Dates: 3/25/2019 to 4/4/2019

Week	00:00	01:00	02:00	03:00	04:00	05:00	06:00	07:00	08:00	09:00	10:00	11:00	12:00	13:00	14:00	15:00	16:00	17:00	18:00	19:00	20:00	21:00	22:00	23:00	Total
3/24/2019	190	88	54	55	66	179	587	1553	1561	1784	1896	2242	2442	2503	2477	2575	2974	2808	2667	2102	1835	1358	759	411	35166
3/31/2019	140	58	39	60	63	131	410	699	1087	1152	1448	1706	1852	1933	1816	2015	2101	2061	1852	1615	1265	905	544	240	25192
Total #	330	146	93	115	129	310	997	2252	2648	2936	3344	3948	4294	4436	4293	4590	5075	4869	4519	3717	3100	2263	1303	651	60358

Generated by Officer Irwin from City of Dunwoody on Apr 5, 2019 at 10:37:41 AM



Time View: By Week (Total Volumes)

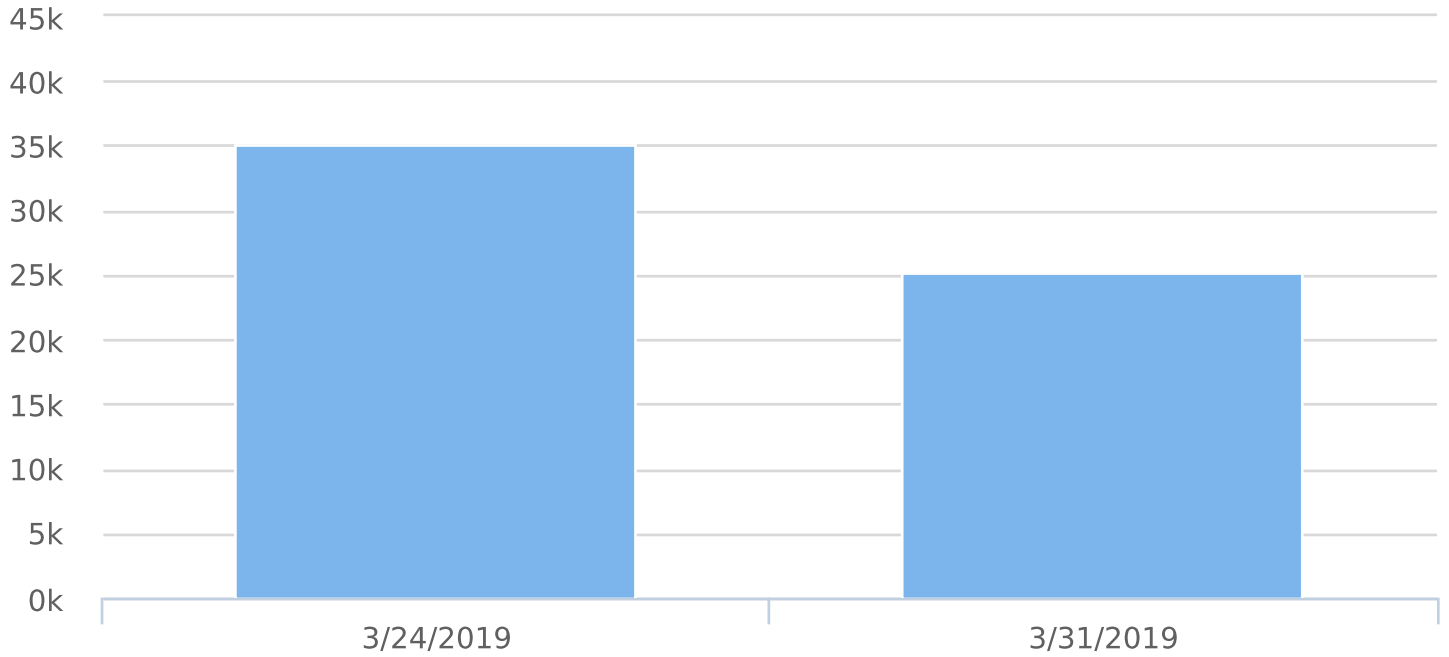
Speed Bins: Size 5, Range 1 to 70

Site: 1749 Mt. Vernon Rd, EB

Time of Day: 0:00 to 23:59

Dates: 3/25/2019 to 4/4/2019

Volume by Week



Generated by Officer Irwin from City of Dunwoody on Apr 5, 2019 at 10:34:57 AM



Time View: By Date (Total Volumes)

Speed Bins: Size 5, Range 1 to 70

Site: 1749 Mt. Vernon Rd, EB

Time of Day: 0:00 to 23:59

Dates: 3/25/2019 to 4/4/2019

Date	00:00	01:00	02:00	03:00	04:00	05:00	06:00	07:00	08:00	09:00	10:00	11:00	12:00	13:00	14:00	15:00	16:00	17:00	18:00	19:00	20:00	21:00	22:00	23:00	Total
3/25/2019	30	4	8	10	9	23	112	272	253	279	324	377	397	404	414	438	531	452	425	316	289	186	100	49	5702
3/26/2019	23	10	9	9	14	36	98	278	261	269	289	353	397	400	411	429	529	483	496	351	288	201	87	38	5759
3/27/2019	19	14	7	4	9	31	120	283	281	281	330	388	411	429	400	433	502	521	504	420	362	260	121	54	6184
3/28/2019	27	8	6	7	11	38	107	310	289	298	286	343	396	439	422	429	547	522	509	379	326	230	142	65	6136
3/29/2019	38	24	10	9	11	34	112	310	260	327	319	383	407	433	437	491	510	501	424	321	290	270	155	85	6161
3/30/2019	53	28	14	16	12	17	38	100	217	330	348	398	434	398	393	355	355	329	309	315	280	211	154	120	5224
3/31/2019	55	24	14	31	15	7	97	73	110	178	273	294	345	378	372	345	324	321	314	273	213	136	82	42	4316
4/1/2019	20	11	4	12	7	38	78	154	261	226	299	348	386	387	372	403	426	422	367	311	264	181	108	44	5129
4/2/2019	19	4	6	3	11	30	73	167	225	242	297	336	374	383	342	437	443	486	417	331	253	193	101	28	5201
4/3/2019	23	7	7	10	14	26	86	141	233	253	286	363	389	406	359	432	459	409	391	365	265	190	118	62	5294
4/4/2019	23	12	8	4	16	30	76	164	258	253	293	365	358	379	371	398	449	423	363	335	270	205	135	64	5252
Total #	330	146	93	115	129	310	997	2252	2648	2936	3344	3948	4294	4436	4293	4590	5075	4869	4519	3717	3100	2263	1303	651	60358



Generated by Officer Irwin from City of Dunwoody on Apr 5, 2019 at 10:34:57 AM

Time View: By Date (Total Volumes)

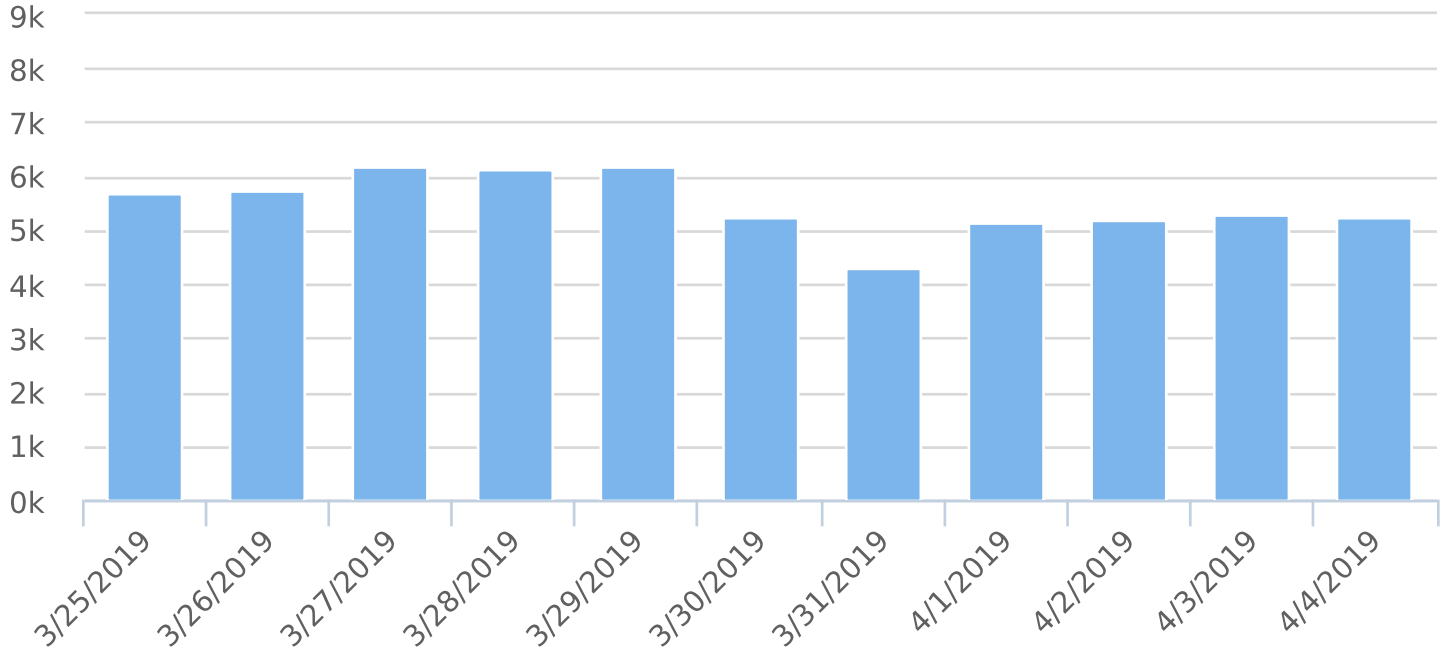
Speed Bins: Size 5, Range 1 to 70

Site: 1749 Mt. Vernon Rd, EB

Time of Day: 0:00 to 23:59

Dates: 3/25/2019 to 4/4/2019

Volume by Date



Generated by Chris Irwin from City of Dunwoody on Apr 5, 2019 at 9:49:20 AM



Time of Day: 0:00 to 23:59
Dates: 3/25/2019 to 4/4/2019

Site: 1749 Mt. Vernon Rd, EB

Overall Summary

Total Days of Data: 11
Speed Limit: 35
Average Speed: 34.1
50th Percentile Speed: 34.61
85th Percentile Speed: 39.33
Pace Speed Range: 30.0-40.0

Minimum Speed: 5.0
Maximum Speed: 67.0
Display Status: Speed Display
Average Volume per Day: 5487.1
Total Volume: 60358.0