

Generated by Jason Dove from City of Dunwoody on Feb 4, 2019 at 1:7:6 PM



Time View: By Hour (Avg Volumes)
Speed Bins: Size 5, Range 1 to 70
Site: Tilly Mill Rd Spring Mill CV, NB

Time of Day: 0:00 to 23:59
Dates: 1/16/2019 to 2/3/2019

Hour	Spd Lim	1 to 5	6 to 10	11 to 15	16 to 20	21 to 25	26 to 30	31 to 35	36 to 40	41 to 45	46 to 50	51 to 55	56 to 60	61 to 65	66 to 70	Avg Spd	Avg #
0:00	35	0	0	0	0	0	2	10	8	3	1	0	0	0	0	36.2	25
1:00	35	0	0	0	0	0	1	5	3	1	1	0	0	0	0	36.3	12
2:00	35	0	0	0	0	0	1	3	2	1	0	0	0	0	0	34.3	7
3:00	35	0	0	0	0	0	1	3	2	1	0	0	0	0	0	35.1	8
4:00	35	0	0	0	0	0	2	6	5	2	1	0	0	0	0	35.8	18
5:00	35	0	2	0	1	1	8	26	16	7	2	1	0	0	0	34.2	64
6:00	35	0	2	1	1	4	28	82	40	13	2	0	0	0	0	33.9	171
7:00	35	0	2	1	1	7	57	131	57	14	3	1	0	0	0	33.4	273
8:00	35	0	4	2	3	14	76	178	82	21	4	1	0	0	0	33.2	385
9:00	35	2	11	5	7	17	69	160	97	23	4	1	0	0	0	32.9	395
10:00	35	1	5	2	2	4	25	115	101	32	6	1	0	0	0	34.8	295
11:00	35	0	4	1	1	4	28	122	110	33	7	1	0	0	0	35.3	311
12:00	35	1	4	2	2	4	29	134	111	32	6	1	0	0	0	35.1	326
13:00	35	0	3	2	1	5	29	122	102	30	5	1	0	0	0	35.2	300
14:00	35	0	4	2	1	5	31	118	104	31	6	1	0	0	0	34.9	302
15:00	35	1	4	2	1	6	30	120	107	32	5	1	0	0	0	35.1	310
16:00	35	1	7	2	3	5	33	135	118	32	4	0	0	0	0	34.5	341
17:00	35	3	8	2	1	5	39	159	115	28	4	1	0	0	0	34.1	365
18:00	35	2	9	2	2	5	42	132	78	15	3	0	0	0	0	33.3	290
19:00	35	1	3	1	1	3	28	90	49	10	2	1	0	0	0	33.6	188
20:00	35	0	1	1	1	3	15	66	38	11	2	1	0	0	0	34.3	140
21:00	35	0	1	1	1	2	11	47	29	8	2	0	0	0	0	34.3	103
22:00	35	0	1	1	1	1	7	32	22	7	1	0	0	0	0	34.5	72
23:00	35	0	0	0	0	1	4	17	13	5	1	1	0	0	0	35.6	42
Avg #		1	3	1	1	4	25	84	59	16	3	1	0	0	0	34.6	198

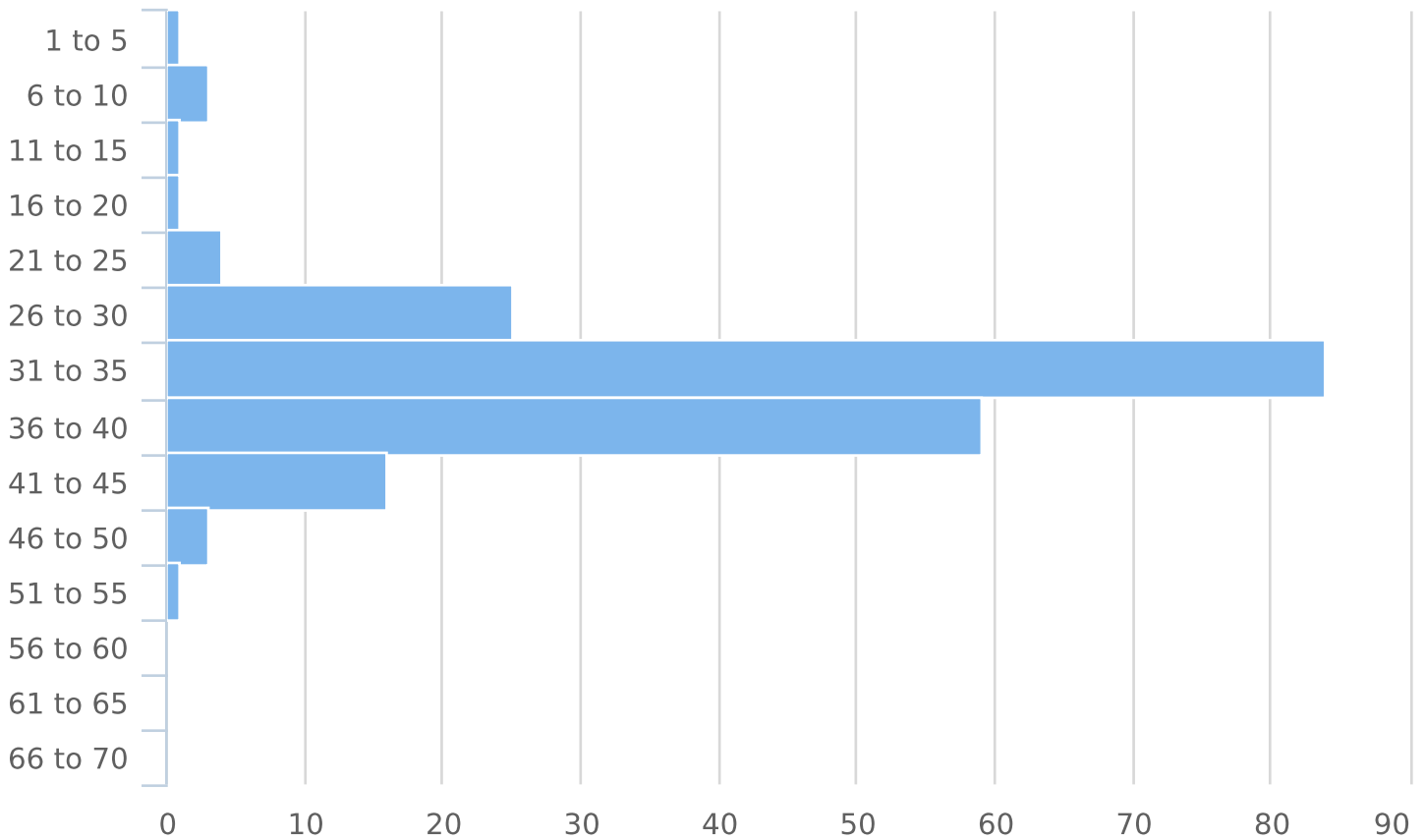
Generated by Jason Dove from City of Dunwoody on Feb 4, 2019 at 1:7:6 PM



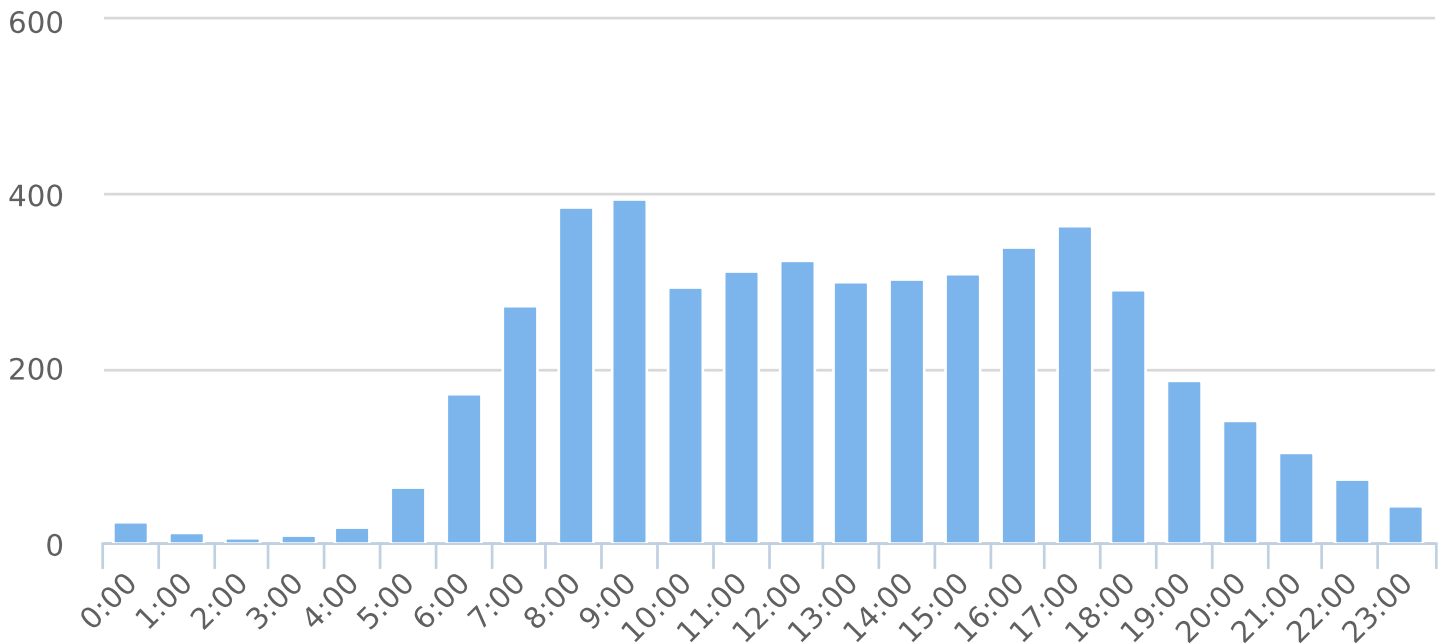
Time of Day: 0:00 to 23:59
 Dates: 1/16/2019 to 2/3/2019

Time View: By Hour (Avg Volumes)
 Speed Bins: Size 5, Range 1 to 70
 Site: Tilly Mill Rd Spring Mill CV, NB

Average Vehicles by Speed Bin



Average Volume by Hour



Generated by Jason Dove from City of Dunwoody on Feb 4, 2019 at 1:12:43 PM



Time View: By Day of Week (Avg Volumes)

Speed Bins: Size 5, Range 1 to 70

Site: Tilly Mill Rd Spring Mill CV, NB

Time of Day: 0:00 to 23:59

Dates: 1/16/2019 to 2/3/2019

Day of Week	Spd Lim	1 to 5	6 to 10	11 to 15	16 to 20	21 to 25	26 to 30	31 to 35	36 to 40	41 to 45	46 to 50	51 to 55	56 to 60	61 to 65	66 to 70	Avg Spd	Avg #
Sun	35	7	44	20	20	35	251	1238	1171	387	80	13	3	2	0	35.3	3273
Mon	35	9	44	22	33	88	555	1981	1560	466	79	11	3	0	0	35.1	4849
Tue	35	9	44	25	27	93	538	1893	1276	382	80	10	3	0	0	35.0	4378
Wed	35	9	75	40	49	150	893	2571	1519	367	67	12	2	0	0	34.1	5752
Thu	35	10	60	35	45	162	970	2598	1459	345	69	10	4	0	0	33.9	5767
Fri	35	5	49	23	26	85	593	2246	1587	411	82	14	2	0	0	34.8	5123
Sat	35	47	192	30	15	56	342	1508	1294	399	68	14	3	1	0	34.2	3967
Avg #		14	73	28	31	96	592	2005	1409	394	75	12	3	0	0	34.6	4730



Time View: By Day of Week (Avg Volumes)

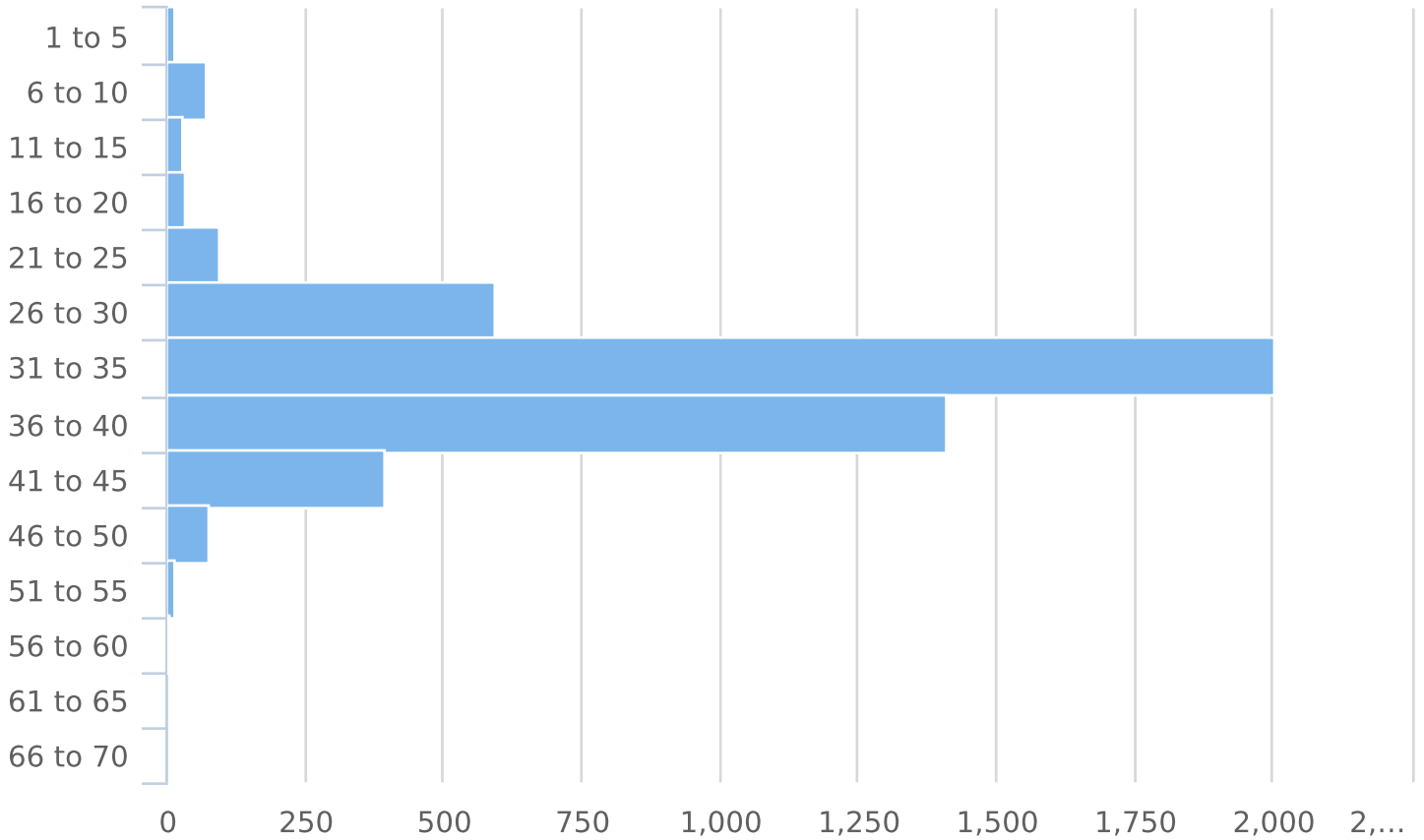
Speed Bins: Size 5, Range 1 to 70

Site: Tilly Mill Rd Spring Mill CV, NB

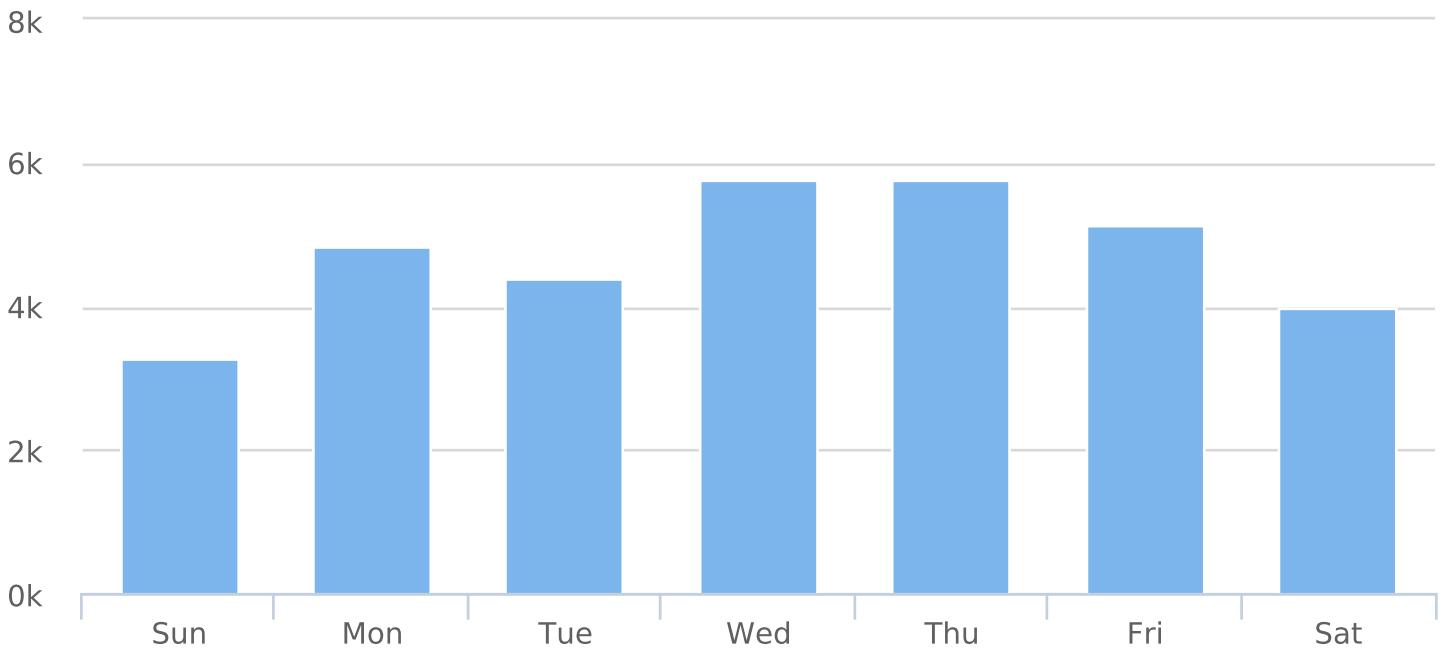
Time of Day: 0:00 to 23:59

Dates: 1/16/2019 to 2/3/2019

Average Vehicles by Speed Bin



Average Volume by Day of Week





Generated by Jason Dove from City of Dunwoody on Feb 4, 2019 at 1:17:38 PM

Time View: By Day of Week (Avg Volumes)

Speed Bins: Size 5, Range 1 to 70

Site: Tilly Mill Rd Spring Mill CV, NB

Time of Day: 0:00 to 23:59

Dates: 1/16/2019 to 2/3/2019

Day of Week	00:00	01:00	02:00	03:00	04:00	05:00	06:00	07:00	08:00	09:00	10:00	11:00	12:00	13:00	14:00	15:00	16:00	17:00	18:00	19:00	20:00	21:00	22:00	23:00	Total
Sun	38	27	11	10	8	20	46	91	150	215	243	239	312	240	253	248	251	259	181	128	106	90	77	31	3273
Mon	18	8	7	4	20	70	198	288	393	410	300	332	323	326	297	305	325	405	296	197	154	91	61	26	4849
Tue	17	7	5	4	16	82	181	275	376	376	291	286	259	254	284	275	319	337	271	184	123	81	52	26	4378
Wed	22	6	4	7	21	90	255	389	520	556	349	374	370	342	356	358	385	433	338	231	149	104	64	28	5752
Thu	20	8	9	10	28	80	247	397	539	532	326	345	381	329	354	366	410	448	367	213	148	107	61	42	5767
Fri	19	7	5	9	18	87	214	345	475	397	274	300	314	322	298	338	380	387	314	193	160	123	85	60	5123
Sat	37	17	9	12	12	26	71	132	244	278	281	299	297	279	268	267	307	288	256	174	140	114	92	68	3967
Avg #	24	11	7	8	18	65	173	274	385	395	295	311	322	299	301	308	340	365	289	189	140	101	70	40	4730



Generated by Jason Dove from City of Dunwoody on Feb 4, 2019 at 1:17:38 PM

Time View: By Day of Week (Avg Volumes)

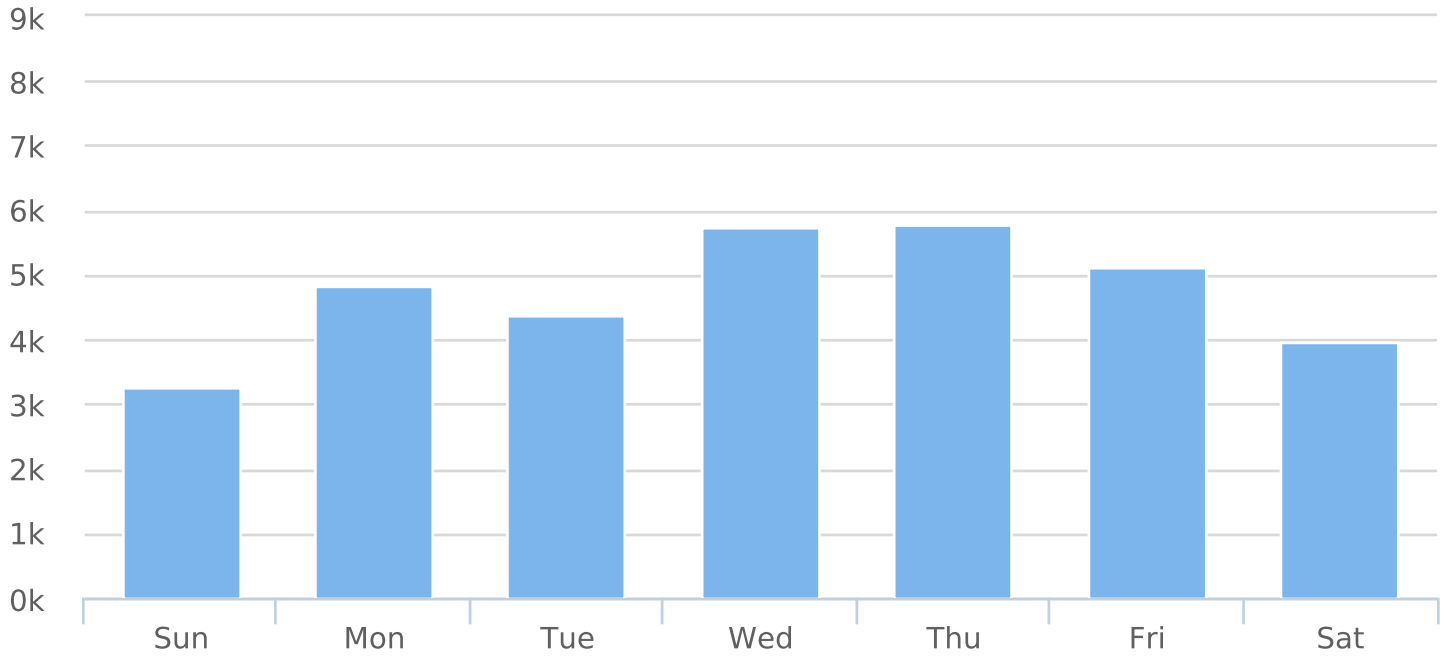
Speed Bins: Size 5, Range 1 to 70

Site: Tilly Mill Rd Spring Mill CV, NB

Time of Day: 0:00 to 23:59

Dates: 1/16/2019 to 2/3/2019

Volume by Day





Generated by Jason Dove from City of Dunwoody on Feb 4, 2019 at 1:5:20 PM

Time of Day: 0:00 to 23:59
Dates: 1/16/2019 to 2/3/2019

Site: Tilly Mill Rd Spring Mill CV, NB

Overall Summary

Total Days of Data: 19
Speed Limit: 35
Average Speed: 34.57
50th Percentile Speed: 34.63
85th Percentile Speed: 39.4
Pace Speed Range: 30.0-40.0

Minimum Speed: 5.0
Maximum Speed: 70.0
Display Status: Speed Display
Average Volume per Day: 4742.1
Total Volume: 90100.0

Generated by Jason Dove from City of Dunwoody on Feb 4, 2019 at 1:14:54 PM



Time View: By Date (Total Volumes)
Speed Bins: Size 5, Range 1 to 70
Site: Tilly Mill Rd Spring Mill CV, NB

Time of Day: 0:00 to 23:59
Dates: 1/16/2019 to 2/3/2019

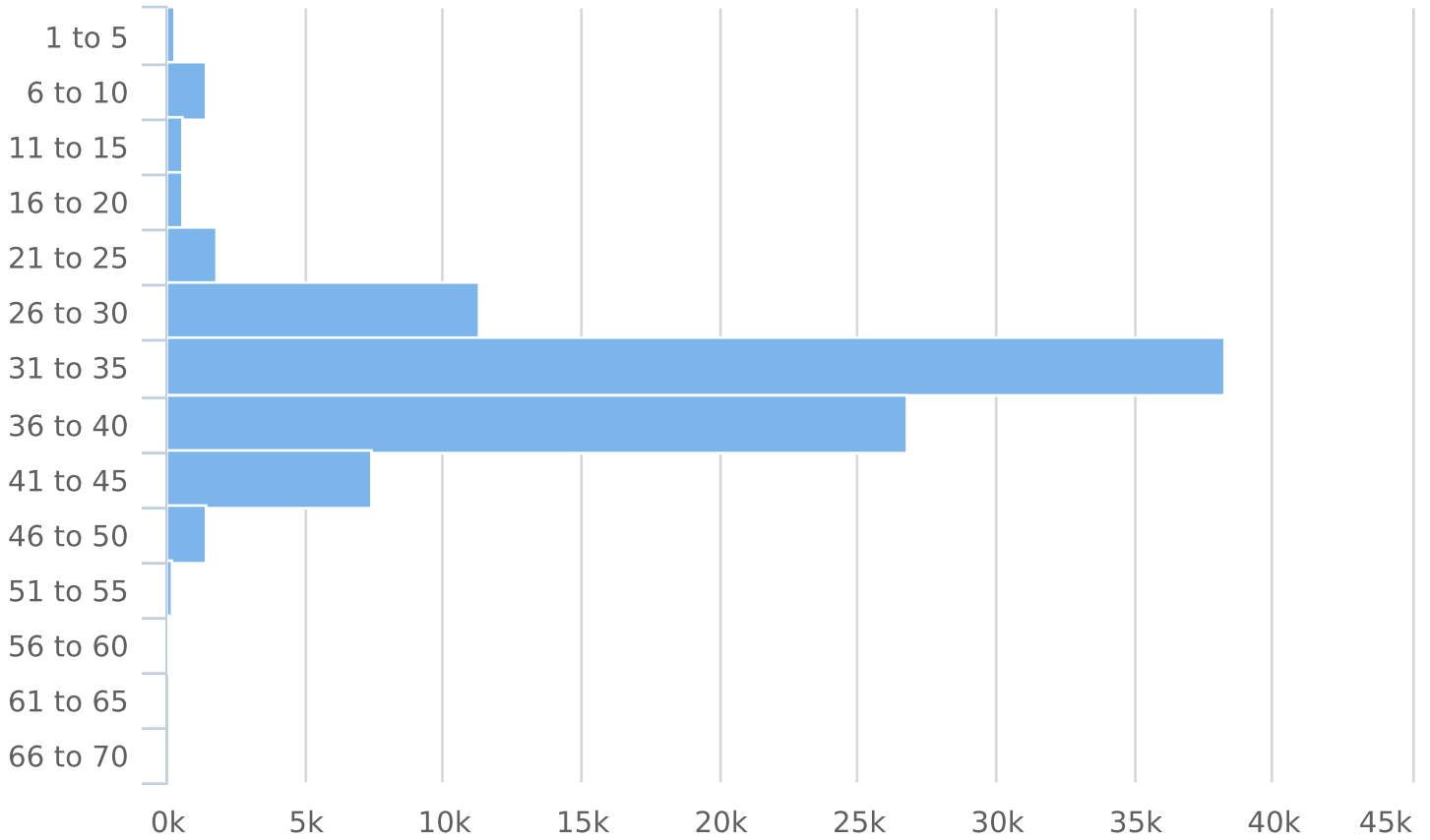
Date	Spd Lim	1 to 5	6 to 10	11 to 15	16 to 20	21 to 25	26 to 30	31 to 35	36 to 40	41 to 45	46 to 50	51 to 55	56 to 60	61 to 65	66 to 70	Avg Spd	Total #
1/16/2019	35	13	88	47	53	165	903	2622	1568	379	72	17	3	0	0	34.0	5930
1/17/2019	35	13	81	44	55	190	1078	2666	1305	369	65	10	5	0	0	33.5	5881
1/18/2019	35	4	54	21	28	105	671	2348	1441	362	74	16	2	0	0	34.6	5126
1/19/2019	35	108	407	51	19	68	380	1459	1137	319	68	11	1	0	0	32.2	4028
1/20/2019	35	7	44	22	20	36	206	1199	1089	400	68	13	2	4	1	34.9	3111
1/21/2019	35	7	34	11	18	37	269	1427	1368	490	95	14	3	0	0	35.5	3773
1/22/2019	35	15	62	36	41	156	881	2668	1516	377	87	12	3	0	0	34.4	5854
1/23/2019	35	10	97	44	55	166	959	2503	1349	320	65	11	1	0	0	33.8	5580
1/24/2019	35	10	64	42	50	133	868	2567	1561	343	83	9	5	0	0	34.4	5735
1/25/2019	35	5	37	18	17	72	542	2210	1635	397	74	14	4	1	0	34.8	5026
1/26/2019	35	17	101	20	16	62	309	1591	1368	405	59	10	4	1	0	35.0	3963
1/27/2019	35	7	36	17	19	44	318	1317	1151	360	82	11	5	1	0	35.5	3368
1/28/2019	35	11	53	33	47	139	841	2534	1752	442	62	8	2	0	0	34.6	5924
1/29/2019	35	2	26	14	13	29	194	1117	1036	387	72	8	3	0	0	35.7	2901
1/30/2019	35	3	40	28	38	118	816	2587	1640	403	63	9	1	1	0	34.5	5747
1/31/2019	35	6	34	19	30	164	963	2562	1512	324	59	10	3	0	0	33.7	5686
2/1/2019	35	7	57	29	34	77	565	2179	1684	474	98	13	1	0	0	34.8	5218
2/2/2019	35	15	67	18	10	38	336	1474	1378	474	76	20	3	1	0	35.3	3910
2/3/2019	35	7	51	21	21	26	230	1198	1273	402	90	16	3	1	0	35.5	3339
Total #		267	1433	535	584	1825	11329	38228	26763	7427	1412	232	54	10	1	34.6	90100



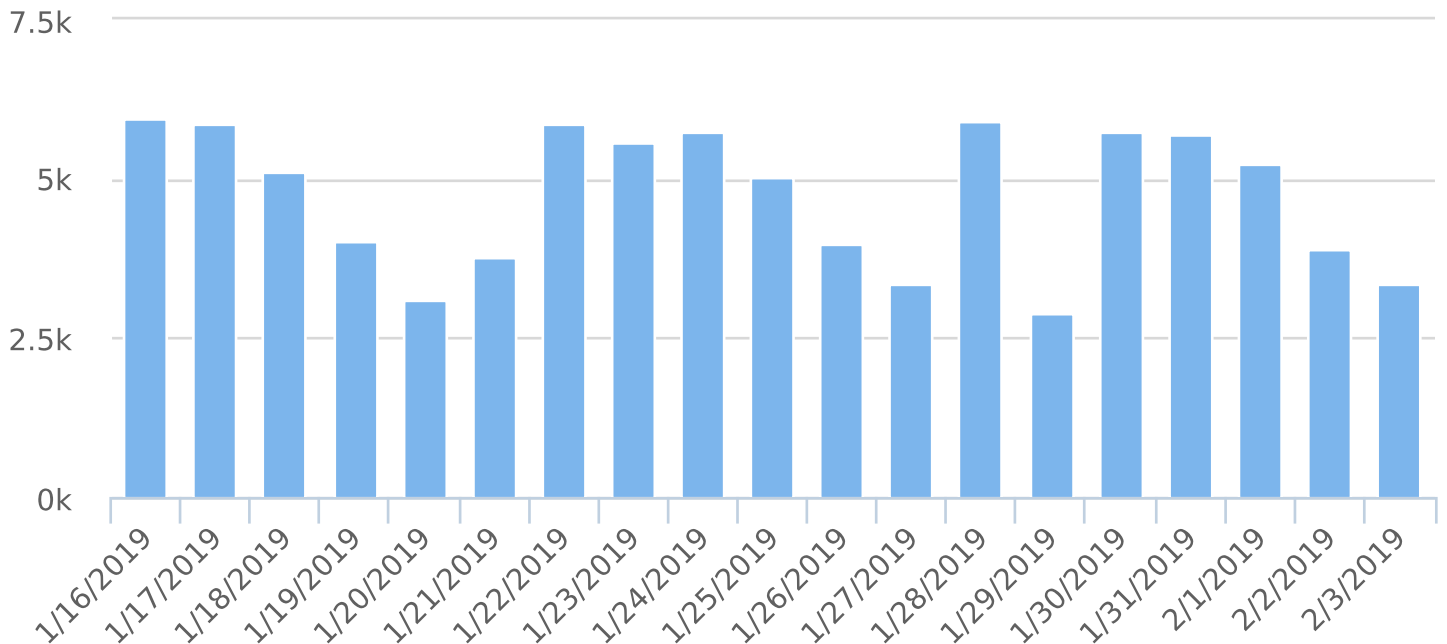
Time View: By Date (Total Volumes)
 Speed Bins: Size 5, Range 1 to 70
 Site: Tilly Mill Rd Spring Mill CV, NB

Time of Day: 0:00 to 23:59
 Dates: 1/16/2019 to 2/3/2019

Total Vehicles by Speed Bin



Total Volume by Date



Generated by Jason Dove from City of Dunwoody on Feb 4, 2019 at 1:10:6 PM

Time View: By Hour (Total Volumes)
Speed Bins: Size 5, Range 1 to 70
Site: Tilly Mill Rd Spring Mill CV, NB

Time of Day: 0:00 to 23:59
Dates: 1/16/2019 to 2/3/2019



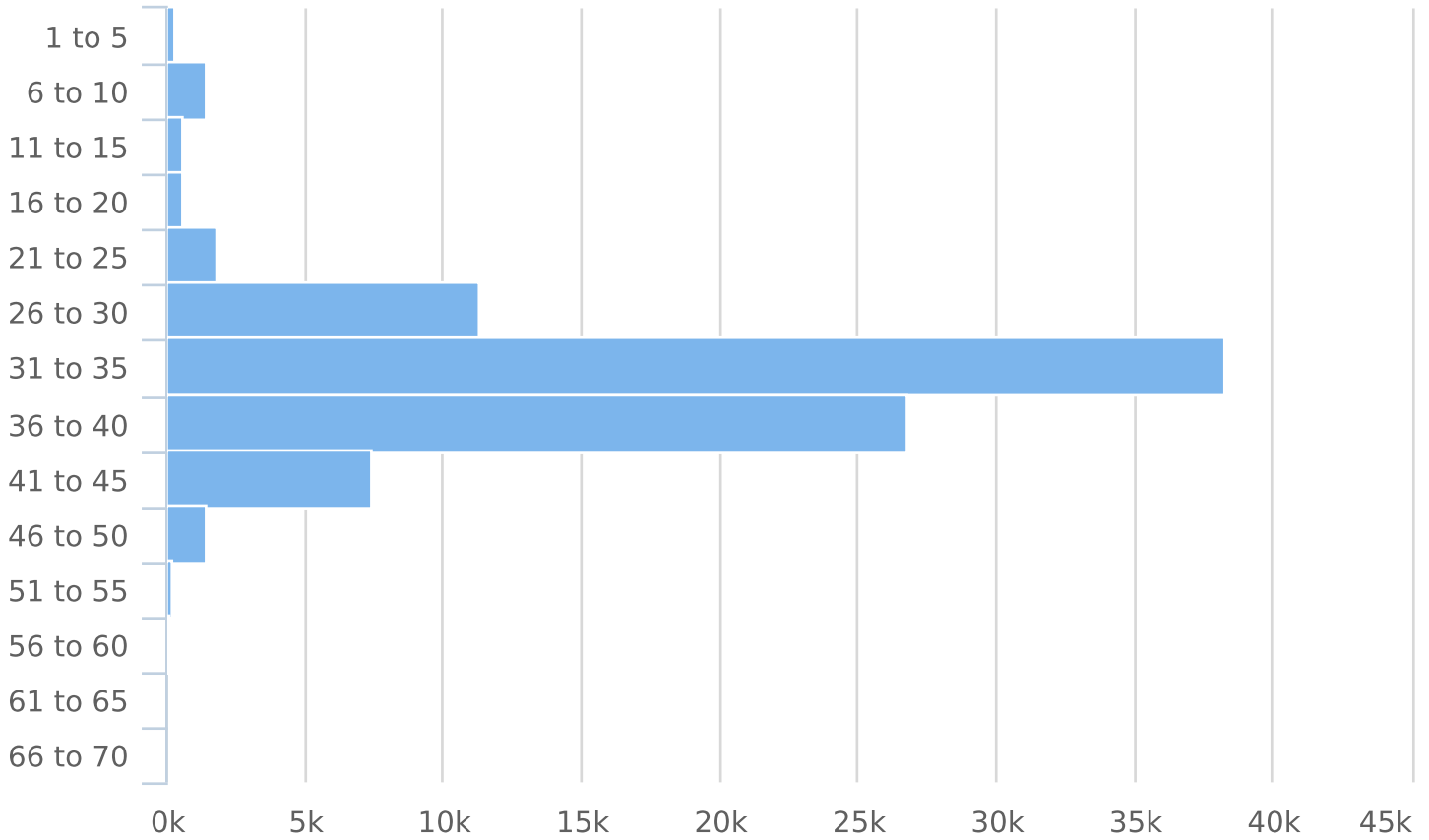
Hour	Spd Lim	1 to 5	6 to 10	11 to 15	16 to 20	21 to 25	26 to 30	31 to 35	36 to 40	41 to 45	46 to 50	51 to 55	56 to 60	61 to 65	66 to 70	Avg Spd	Total #
0:00	35	0	3	1	2	4	41	195	147	48	27	4	3	2	0	36.2	477
1:00	35	0	3	2	1	2	23	87	64	27	12	3	0	0	0	36.3	224
2:00	35	1	5	1	0	3	14	59	38	13	1	2	0	0	0	34.3	137
3:00	35	1	4	1	1	1	15	63	39	23	6	3	0	0	0	35.1	157
4:00	35	2	5	0	4	6	36	109	100	41	22	4	4	0	0	35.8	333
5:00	35	7	32	7	12	15	144	492	310	135	46	11	3	0	0	34.2	1214
6:00	35	2	32	12	12	72	529	1551	758	239	38	9	2	1	1	33.9	3258
7:00	35	8	36	14	12	141	1086	2483	1075	260	58	10	2	0	0	33.4	5185
8:00	35	9	76	44	58	261	1453	3378	1552	391	78	15	3	1	0	33.2	7319
9:00	35	46	201	104	126	324	1318	3040	1837	431	71	12	1	0	0	32.9	7511
10:00	35	14	93	43	46	78	479	2188	1913	601	123	15	4	2	0	34.8	5599
11:00	35	8	67	21	19	73	533	2309	2092	633	126	16	7	1	0	35.3	5905
12:00	35	12	73	35	30	83	555	2547	2116	607	107	18	2	0	0	35.1	6185
13:00	35	4	57	32	23	86	547	2323	1937	571	100	11	4	0	0	35.2	5695
14:00	35	7	74	33	25	94	585	2240	1974	593	108	10	2	0	0	34.9	5745
15:00	35	11	79	32	27	108	576	2282	2040	614	104	13	5	0	0	35.1	5891
16:00	35	23	140	34	49	104	619	2568	2245	607	84	9	2	0	0	34.5	6484
17:00	35	48	156	32	26	98	749	3022	2177	528	75	14	1	0	0	34.1	6926
18:00	35	41	176	30	33	100	790	2501	1477	293	54	7	0	0	0	33.3	5502
19:00	35	12	49	11	26	60	533	1706	934	193	42	10	2	0	0	33.6	3578
20:00	35	1	28	18	19	55	293	1260	724	200	47	12	3	0	0	34.3	2660
21:00	35	7	19	16	18	31	212	897	557	150	41	8	1	1	0	34.3	1958
22:00	35	2	21	10	12	13	128	604	412	137	21	4	2	0	0	34.5	1366
23:00	35	1	4	2	3	13	71	324	245	92	21	12	1	2	0	35.6	791
Total #		267	1433	535	584	1825	11329	38228	26763	7427	1412	232	54	10	1	34.6	90100



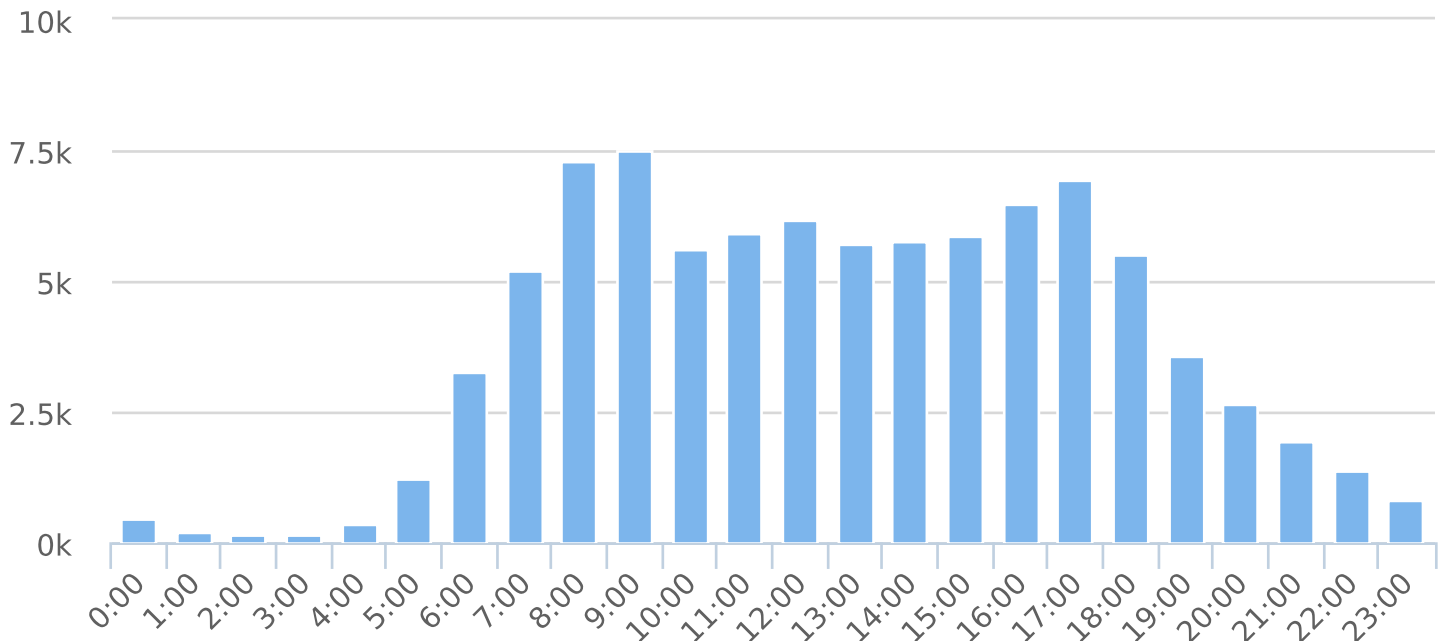
Time View: By Hour (Total Volumes)
 Speed Bins: Size 5, Range 1 to 70
 Site: Tilly Mill Rd Spring Mill CV, NB

Time of Day: 0:00 to 23:59
 Dates: 1/16/2019 to 2/3/2019

Total Vehicles by Speed Bin



Total Volume by Hour



Generated by Jason Dove from City of Dunwoody on Feb 4, 2019 at 1:16:15 PM



Time View: By Week (Total Volumes)
 Speed Bins: Size 5, Range 1 to 70
 Site: Tilly Mill Rd Spring Mill CV, NB

Time of Day: 0:00 to 23:59
 Dates: 1/16/2019 to 2/3/2019

Week	Spd Lim	1 to 5	6 to 10	11 to 15	16 to 20	21 to 25	26 to 30	31 to 35	36 to 40	41 to 45	46 to 50	51 to 55	56 to 60	61 to 65	66 to 70	Avg Spd	Total #
1/13/2019	35	138	630	163	155	528	3032	9095	5451	1429	279	54	11	0	0	33.6	20965
1/20/2019	35	71	439	193	217	662	4034	14165	9886	2732	531	83	22	6	1	34.7	33042
1/27/2019	35	51	313	158	191	609	4033	13770	10153	2864	512	79	18	3	0	34.9	32754
2/3/2019	35	7	51	21	21	26	230	1198	1273	402	90	16	3	1	0	35.5	3339
Total #		267	1433	535	584	1825	11329	38228	26763	7427	1412	232	54	10	1	34.7	90100

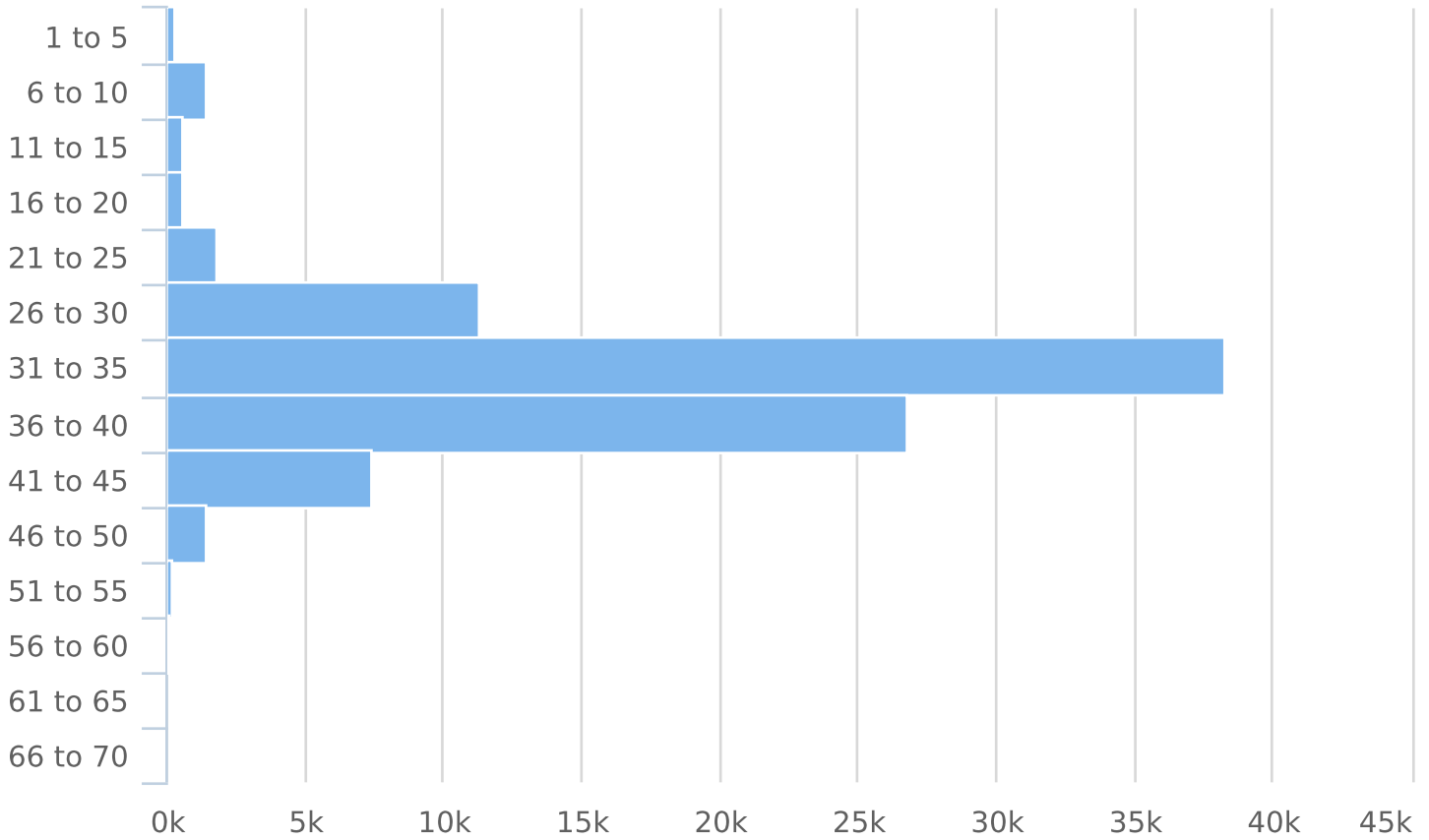
Generated by Jason Dove from City of Dunwoody on Feb 4, 2019 at 1:16:15 PM



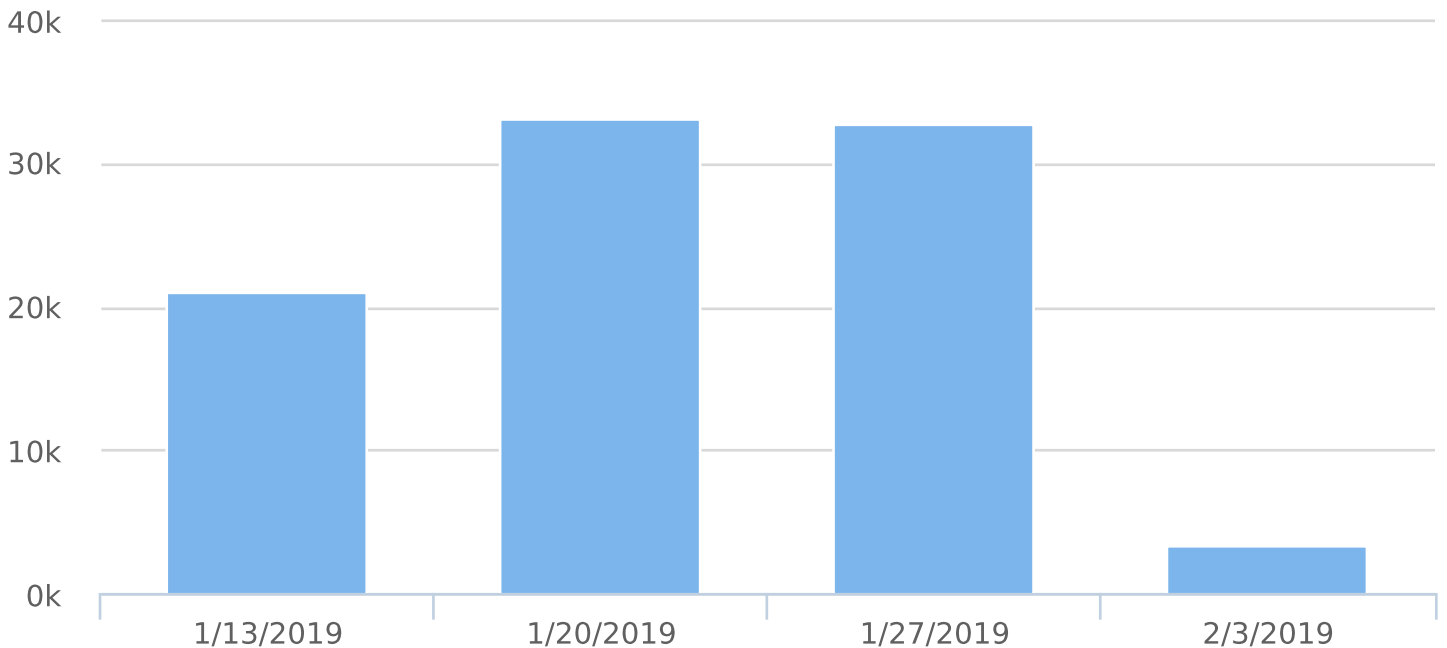
Time of Day: 0:00 to 23:59
 Dates: 1/16/2019 to 2/3/2019

Time View: By Week (Total Volumes)
 Speed Bins: Size 5, Range 1 to 70
 Site: Tilly Mill Rd Spring Mill CV, NB

Total Vehicles by Speed Bin



Total Volume by Week





Generated by Jason Dove from City of Dunwoody on Feb 4, 2019 at 1:19:15 PM

Time View: By Date (Total Volumes)

Speed Bins: Size 5, Range 1 to 70

Site: Tilly Mill Rd Spring Mill CV, NB

Time of Day: 0:00 to 23:59

Dates: 1/16/2019 to 2/3/2019

Date	00:00	01:00	02:00	03:00	04:00	05:00	06:00	07:00	08:00	09:00	10:00	11:00	12:00	13:00	14:00	15:00	16:00	17:00	18:00	19:00	20:00	21:00	22:00	23:00	Total
1/16/2019	17	3	4	8	29	92	274	390	516	576	367	417	391	344	370	363	398	428	354	242	155	95	70	27	5930
1/17/2019	15	10	4	5	24	84	257	407	551	495	313	346	390	338	376	414	451	449	382	196	149	128	52	45	5881
1/18/2019	24	4	4	7	11	89	205	362	491	411	258	297	319	317	307	334	372	391	313	190	157	111	93	59	5126
1/19/2019	33	22	10	15	12	22	69	117	241	265	281	291	324	245	245	274	355	320	339	182	116	100	85	65	4028
1/20/2019	36	28	9	9	8	21	45	86	129	196	242	233	286	205	219	225	243	239	167	158	121	104	62	40	3111
1/21/2019	24	9	7	4	16	54	137	170	225	261	241	270	252	289	250	266	283	335	229	169	140	76	46	20	3773
1/22/2019	10	3	7	3	17	95	244	392	557	572	391	387	353	335	368	378	408	419	353	236	143	102	53	28	5854
1/23/2019	25	6	4	9	19	81	251	389	497	550	337	331	363	344	338	336	364	440	343	217	149	106	56	25	5580
1/24/2019	30	7	13	22	42	78	249	376	553	562	346	337	377	316	353	339	390	439	332	218	142	102	65	47	5735
1/25/2019	15	6	6	7	27	84	215	350	453	365	293	283	305	318	298	329	350	374	331	199	154	122	76	66	5026
1/26/2019	47	15	8	9	7	29	71	134	252	266	283	299	285	308	283	255	277	283	214	182	169	117	100	70	3963
1/27/2019	35	25	6	9	9	17	48	96	154	230	230	231	331	261	298	287	266	255	185	137	102	84	56	16	3368
1/28/2019	12	6	7	4	23	86	258	405	561	559	358	393	393	363	343	343	367	474	363	225	168	106	76	31	5924
1/29/2019	23	11	3	5	15	69	117	157	194	180	190	185	165	172	200	172	229	255	189	132	103	60	51	24	2901
1/30/2019	25	10	3	4	15	98	241	389	547	543	343	373	356	337	360	375	394	430	317	235	142	110	67	33	5747
1/31/2019	16	7	11	3	19	77	236	408	513	540	319	351	377	333	332	346	388	455	387	224	153	91	67	33	5686
2/1/2019	17	10	5	12	17	89	223	322	480	416	271	321	318	332	288	351	417	396	299	190	169	135	85	55	5218
2/2/2019	30	15	9	11	17	28	73	144	238	304	278	308	281	285	275	271	289	262	214	157	134	126	92	69	3910
2/3/2019	43	27	17	11	6	21	45	91	167	220	258	252	319	253	242	233	243	282	191	89	94	83	114	38	3339
Total #	477	224	137	157	333	1214	3258	5185	7319	7511	5599	5905	6185	5695	5745	5891	6484	6926	5502	3578	2660	1958	1366	791	90100



Generated by Jason Dove from City of Dunwoody on Feb 4, 2019 at 1:19:15 PM

Time View: By Date (Total Volumes)

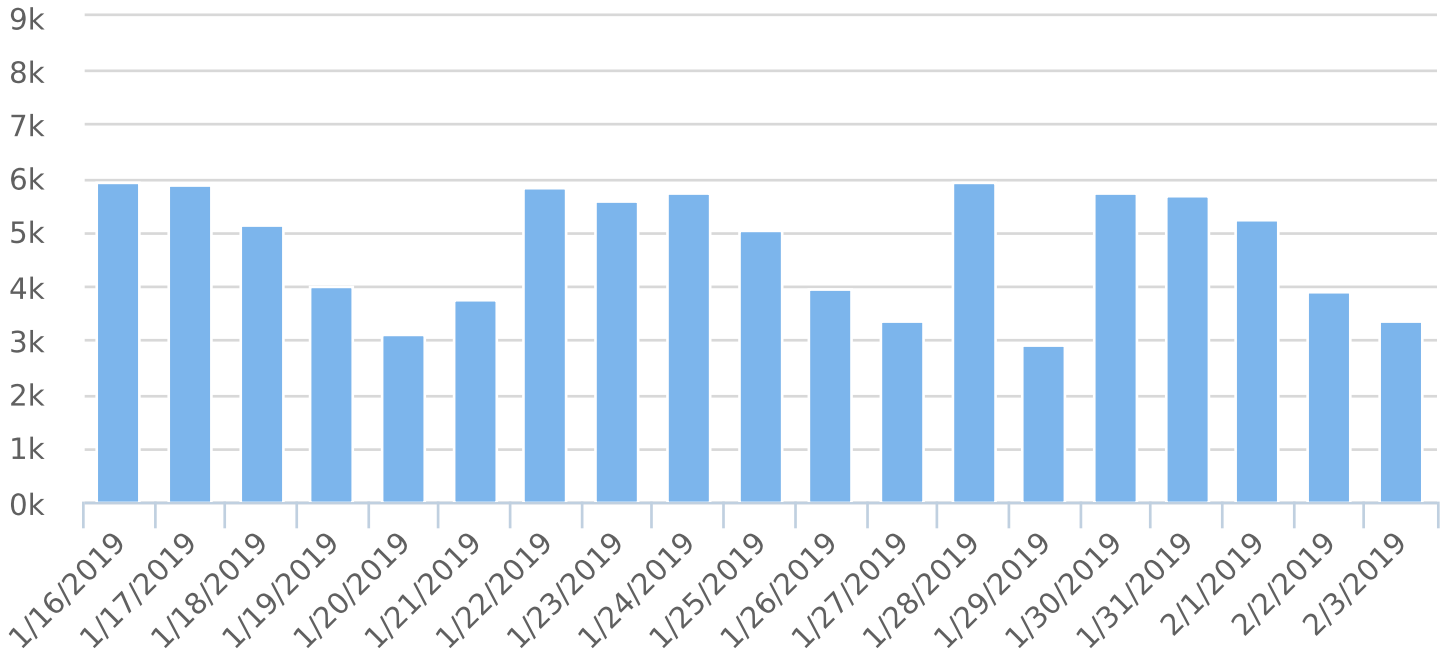
Speed Bins: Size 5, Range 1 to 70

Site: Tilly Mill Rd Spring Mill CV, NB

Time of Day: 0:00 to 23:59

Dates: 1/16/2019 to 2/3/2019

Volume by Date





Generated by Jason Dove from City of Dunwoody on Feb 4, 2019 at 1:20:18 PM

Time View: By Week (Total Volumes)

Speed Bins: Size 5, Range 1 to 70

Site: Tilly Mill Rd Spring Mill CV, NB

Time of Day: 0:00 to 23:59

Dates: 1/16/2019 to 2/3/2019

Week	00:00	01:00	02:00	03:00	04:00	05:00	06:00	07:00	08:00	09:00	10:00	11:00	12:00	13:00	14:00	15:00	16:00	17:00	18:00	19:00	20:00	21:00	22:00	23:00	Total
1/13/2019	89	39	22	35	76	287	805	1276	1799	1747	1219	1351	1424	1244	1298	1385	1576	1588	1388	810	577	434	300	196	20965
1/20/2019	187	74	54	63	136	442	1212	1897	2666	2772	2133	2140	2221	2115	2109	2128	2315	2529	1969	1379	1018	729	458	296	33042
1/27/2019	158	84	44	48	115	464	1196	1921	2687	2772	1989	2162	2221	2083	2096	2145	2350	2527	1954	1300	971	712	494	261	32754
2/3/2019	43	27	17	11	6	21	45	91	167	220	258	252	319	253	242	233	243	282	191	89	94	83	114	38	3339
Total #	477	224	137	157	333	1214	3258	5185	7319	7511	5599	5905	6185	5695	5745	5891	6484	6926	5502	3578	2660	1958	1366	791	90100

Generated by Jason Dove from City of Dunwoody on Feb 4, 2019 at 1:20:18 PM



Time of Day: 0:00 to 23:59
Dates: 1/16/2019 to 2/3/2019

Time View: By Week (Total Volumes)
Speed Bins: Size 5, Range 1 to 70
Site: Tilly Mill Rd Spring Mill CV, NB

Volume by Week

