



Volume By Time Report

Generated by Christopher Irwin from City of Dunwoody (GA) on Jul 17, 2020 at 6:45:45 AM

Time View: By Week (Total Volumes)

Speed Bins: Size 5, Range 1 to 100

Site: 1630 Manasset Dr , EB

Time of Day: 0:00 to 23:59

Dates: 7/10/2020 to 7/16/2020

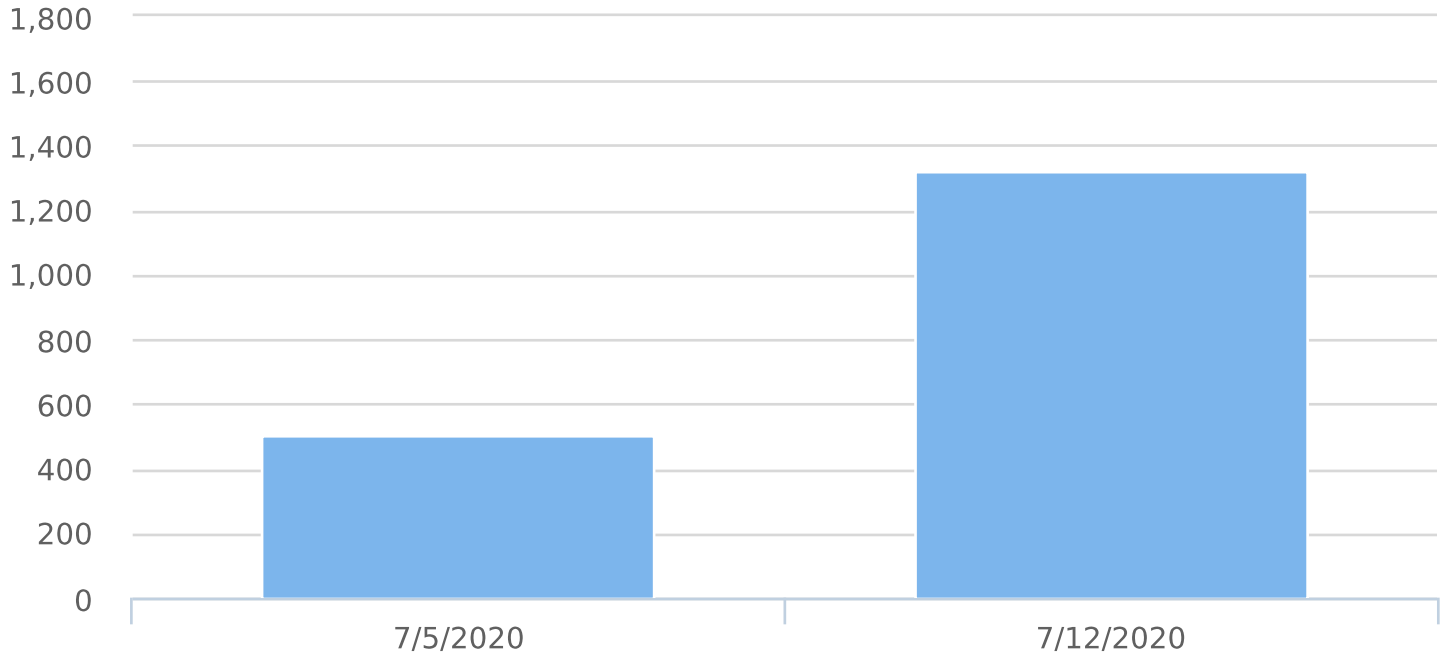
| Week | 00:00 | 01:00 | 02:00 | 03:00 | 04:00 | 05:00 | 06:00 | 07:00 | 08:00 | 09:00 | 10:00 | 11:00 | 12:00 | 13:00 | 14:00 | 15:00 | 16:00 | 17:00 | 18:00 | 19:00 | 20:00 | 21:00 | 22:00 | 23:00 | Total |
|----------------|-----------|----------|----------|----------|----------|----------|-----------|-----------|-----------|------------|------------|------------|------------|------------|------------|------------|------------|------------|------------|-----------|-----------|-----------|-----------|-----------|-------------|
| 7/5/2020 | 6 | 4 | 1 | 2 | 0 | 1 | 5 | 13 | 16 | 41 | 24 | 29 | 36 | 42 | 28 | 41 | 55 | 31 | 42 | 24 | 28 | 15 | 9 | 11 | 504 |
| 7/12/2020 | 7 | 1 | 3 | 2 | 5 | 4 | 12 | 33 | 47 | 83 | 94 | 95 | 109 | 87 | 90 | 113 | 114 | 104 | 104 | 56 | 64 | 43 | 34 | 17 | 1321 |
| Total # | 13 | 5 | 4 | 4 | 5 | 5 | 17 | 46 | 63 | 124 | 118 | 124 | 145 | 129 | 118 | 154 | 169 | 135 | 146 | 80 | 92 | 58 | 43 | 28 | 1825 |



Time of Day: 0:00 to 23:59
Dates: 7/10/2020 to 7/16/2020

Time View: By Week (Total Volumes)
Speed Bins: Size 5, Range 1 to 100
Site: 1630 Manasset Dr , EB

Volume by Week





Generated by Christopher Irwin from City of Dunwoody (GA) on Jul 17, 2020 at 6:46:39 AM

Time View: By Day of Week (Avg Volumes)

Speed Bins: Size 5, Range 1 to 100

Site: 1630 Manasset Dr , EB

Time of Day: 0:00 to 23:59

Dates: 7/10/2020 to 7/16/2020

| Day of Week | 00:00 | 01:00 | 02:00 | 03:00 | 04:00 | 05:00 | 06:00 | 07:00 | 08:00 | 09:00 | 10:00 | 11:00 | 12:00 | 13:00 | 14:00 | 15:00 | 16:00 | 17:00 | 18:00 | 19:00 | 20:00 | 21:00 | 22:00 | 23:00 | Total |
|-------------|-------|-------|-------|-------|-------|-------|-------|-------|-------|-------|-------|-------|-------|-------|-------|-------|-------|-------|-------|-------|-------|-------|-------|-------|-------|
| Sun | 3 | 0 | 0 | 0 | 0 | 2 | 0 | 2 | 5 | 6 | 11 | 17 | 8 | 12 | 19 | 17 | 16 | 17 | 4 | 10 | 15 | 8 | 6 | 6 | 184 |
| Mon | 0 | 0 | 0 | 0 | 1 | 0 | 0 | 16 | 13 | 21 | 19 | 11 | 26 | 21 | 12 | 18 | 25 | 27 | 29 | 16 | 13 | 13 | 7 | 5 | 293 |
| Tue | 2 | 0 | 1 | 2 | 1 | 1 | 8 | 5 | 12 | 20 | 25 | 26 | 24 | 18 | 27 | 15 | 20 | 17 | 31 | 7 | 13 | 9 | 7 | 2 | 293 |
| Wed | 1 | 0 | 2 | 0 | 1 | 1 | 1 | 9 | 9 | 15 | 25 | 18 | 30 | 10 | 20 | 36 | 23 | 14 | 14 | 14 | 9 | 6 | 8 | 4 | 270 |
| Thu | 1 | 1 | 0 | 0 | 2 | 0 | 3 | 1 | 8 | 21 | 14 | 23 | 21 | 26 | 12 | 27 | 30 | 29 | 26 | 9 | 14 | 7 | 6 | 0 | 281 |
| Fri | 4 | 0 | 0 | 2 | 0 | 1 | 4 | 6 | 11 | 15 | 15 | 15 | 20 | 24 | 12 | 15 | 23 | 19 | 27 | 8 | 16 | 6 | 3 | 4 | 250 |
| Sat | 2 | 4 | 1 | 0 | 0 | 0 | 1 | 7 | 5 | 26 | 9 | 14 | 16 | 18 | 16 | 26 | 32 | 12 | 15 | 16 | 12 | 9 | 6 | 7 | 254 |
| Avg # | 2 | 1 | 1 | 1 | 1 | 1 | 2 | 7 | 9 | 18 | 17 | 18 | 21 | 18 | 17 | 22 | 24 | 19 | 21 | 11 | 13 | 8 | 6 | 4 | 261 |



Generated by Christopher Irwin from City of Dunwoody (GA) on Jul 17, 2020 at 6:46:39 AM

Time View: By Day of Week (Avg Volumes)

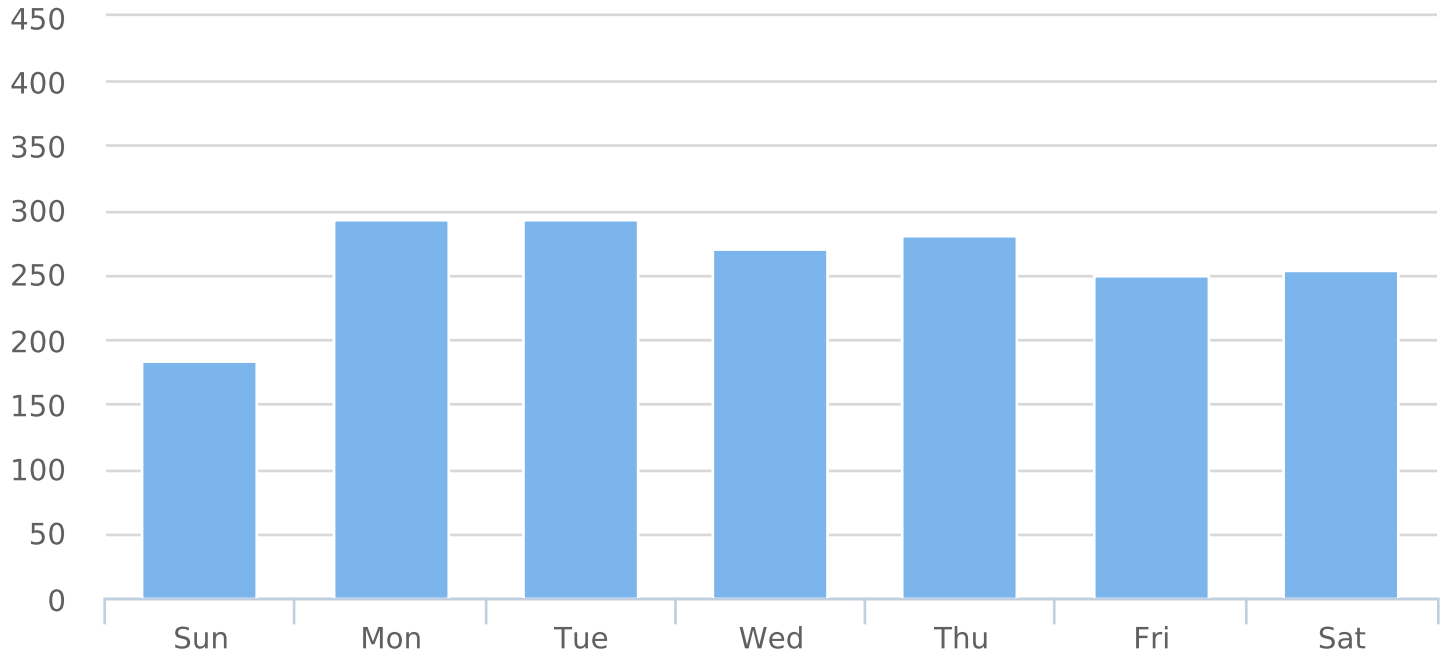
Speed Bins: Size 5, Range 1 to 100

Site: 1630 Manasset Dr , EB

Time of Day: 0:00 to 23:59

Dates: 7/10/2020 to 7/16/2020

Volume by Day





Generated by Christopher Irwin from City of Dunwoody (GA) on Jul 17, 2020 at 6:48:17 AM

Time View: By Date (Total Volumes)

Speed Bins: Size 5, Range 1 to 100

Site: 1630 Manasset Dr , EB

Time of Day: 0:00 to 23:59

Dates: 7/10/2020 to 7/16/2020

| Date | 00:00 | 01:00 | 02:00 | 03:00 | 04:00 | 05:00 | 06:00 | 07:00 | 08:00 | 09:00 | 10:00 | 11:00 | 12:00 | 13:00 | 14:00 | 15:00 | 16:00 | 17:00 | 18:00 | 19:00 | 20:00 | 21:00 | 22:00 | 23:00 | Total |
|----------------|-----------|----------|----------|----------|----------|----------|-----------|-----------|-----------|------------|------------|------------|------------|------------|------------|------------|------------|------------|------------|-----------|-----------|-----------|-----------|-----------|-------------|
| 7/10/2020 | 4 | 0 | 0 | 2 | 0 | 1 | 4 | 6 | 11 | 15 | 15 | 15 | 20 | 24 | 12 | 15 | 23 | 19 | 27 | 8 | 16 | 6 | 3 | 4 | 250 |
| 7/11/2020 | 2 | 4 | 1 | 0 | 0 | 0 | 1 | 7 | 5 | 26 | 9 | 14 | 16 | 18 | 16 | 26 | 32 | 12 | 15 | 16 | 12 | 9 | 6 | 7 | 254 |
| 7/12/2020 | 3 | 0 | 0 | 0 | 0 | 2 | 0 | 2 | 5 | 6 | 11 | 17 | 8 | 12 | 19 | 17 | 16 | 17 | 4 | 10 | 15 | 8 | 6 | 6 | 184 |
| 7/13/2020 | 0 | 0 | 0 | 0 | 1 | 0 | 0 | 16 | 13 | 21 | 19 | 11 | 26 | 21 | 12 | 18 | 25 | 27 | 29 | 16 | 13 | 13 | 7 | 5 | 293 |
| 7/14/2020 | 2 | 0 | 1 | 2 | 1 | 1 | 8 | 5 | 12 | 20 | 25 | 26 | 24 | 18 | 27 | 15 | 20 | 17 | 31 | 7 | 13 | 9 | 7 | 2 | 293 |
| 7/15/2020 | 1 | 0 | 2 | 0 | 1 | 1 | 1 | 9 | 9 | 15 | 25 | 18 | 30 | 10 | 20 | 36 | 23 | 14 | 14 | 14 | 9 | 6 | 8 | 4 | 270 |
| 7/16/2020 | 1 | 1 | 0 | 0 | 2 | 0 | 3 | 1 | 8 | 21 | 14 | 23 | 21 | 26 | 12 | 27 | 30 | 29 | 26 | 9 | 14 | 7 | 6 | 0 | 281 |
| Total # | 13 | 5 | 4 | 4 | 5 | 5 | 17 | 46 | 63 | 124 | 118 | 124 | 145 | 129 | 118 | 154 | 169 | 135 | 146 | 80 | 92 | 58 | 43 | 28 | 1825 |



Generated by Christopher Irwin from City of Dunwoody (GA) on Jul 17, 2020 at 6:48:17 AM

Time View: By Date (Total Volumes)

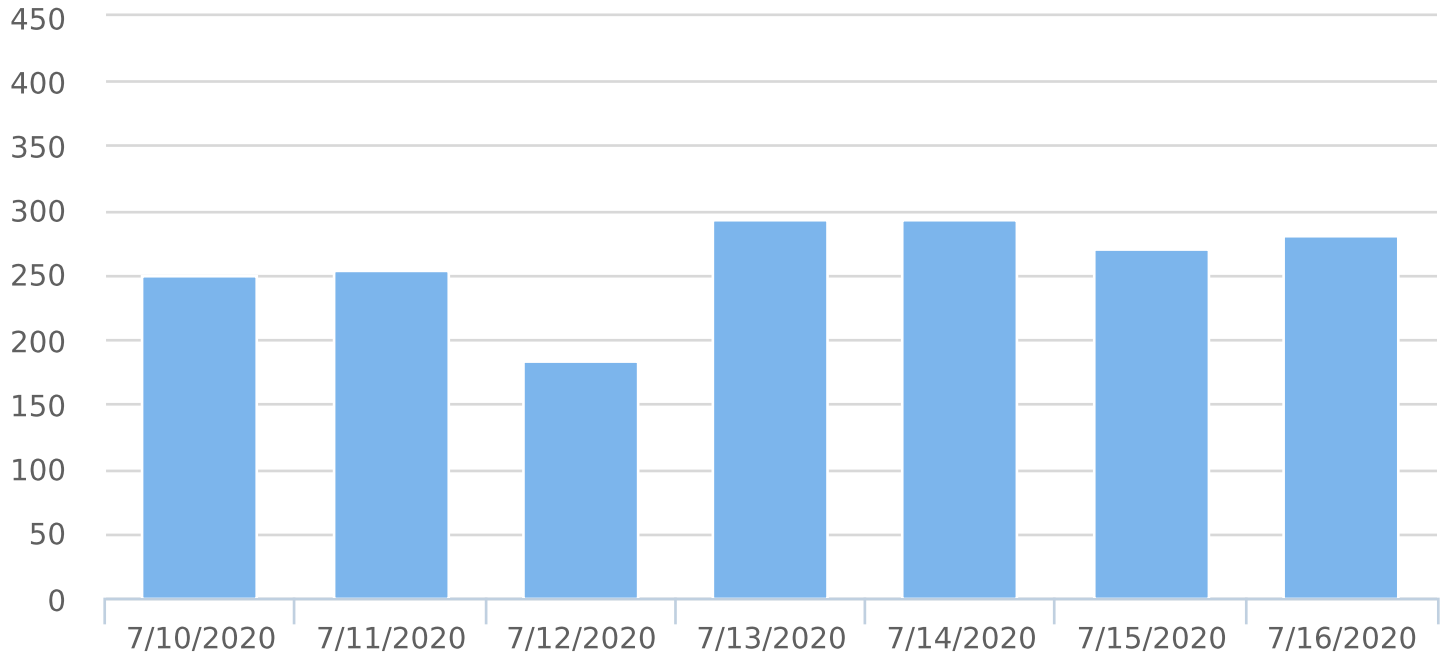
Speed Bins: Size 5, Range 1 to 100

Site: 1630 Manasset Dr , EB

Time of Day: 0:00 to 23:59

Dates: 7/10/2020 to 7/16/2020

Volume by Date

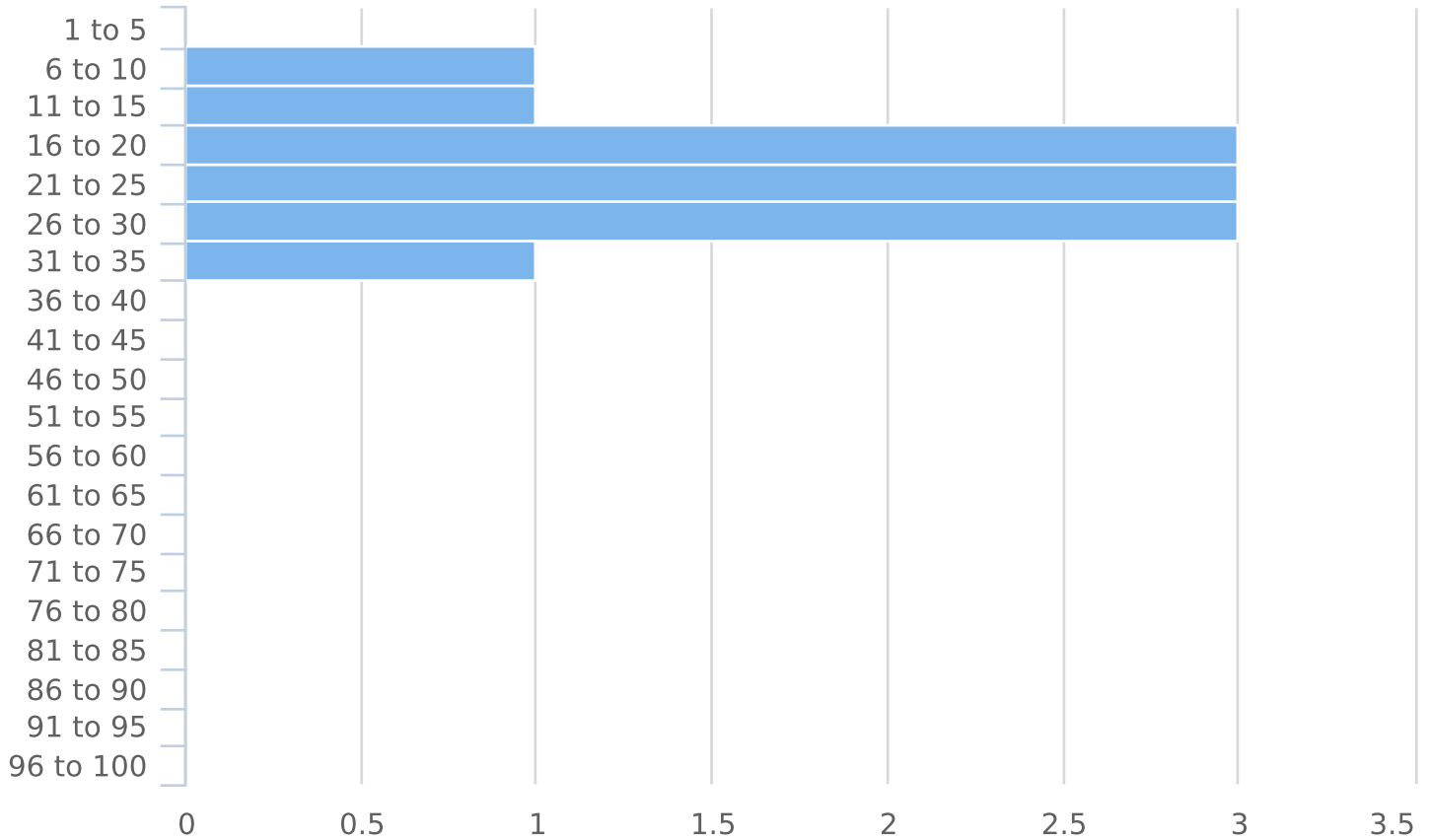




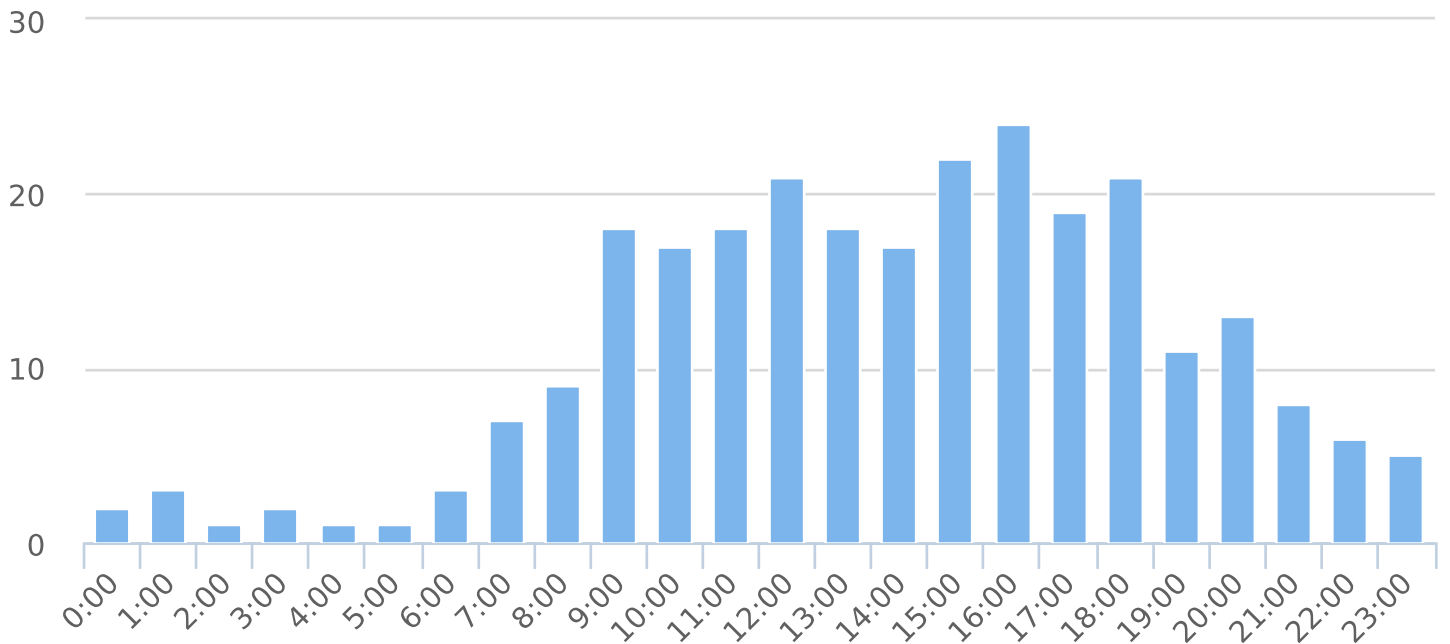
Time View: By Hour (Avg Volumes)
 Speed Bins: Size 5, Range 1 to 100
 Site: 1630 Manasset Dr , EB

Time of Day: 0:00 to 23:59
 Dates: 7/10/2020 to 7/16/2020

Average Vehicles by Speed Bin



Average Volume by Hour

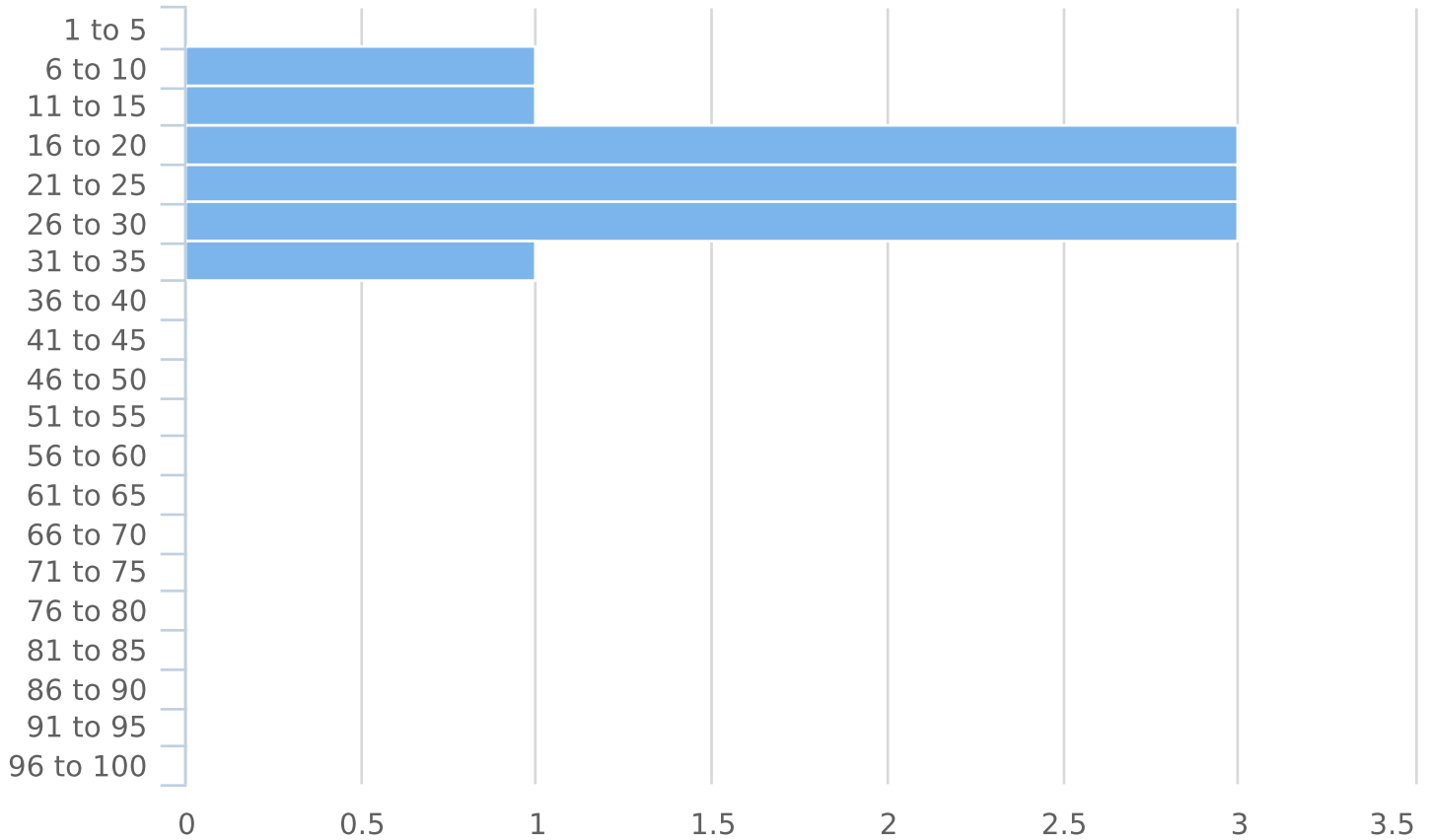




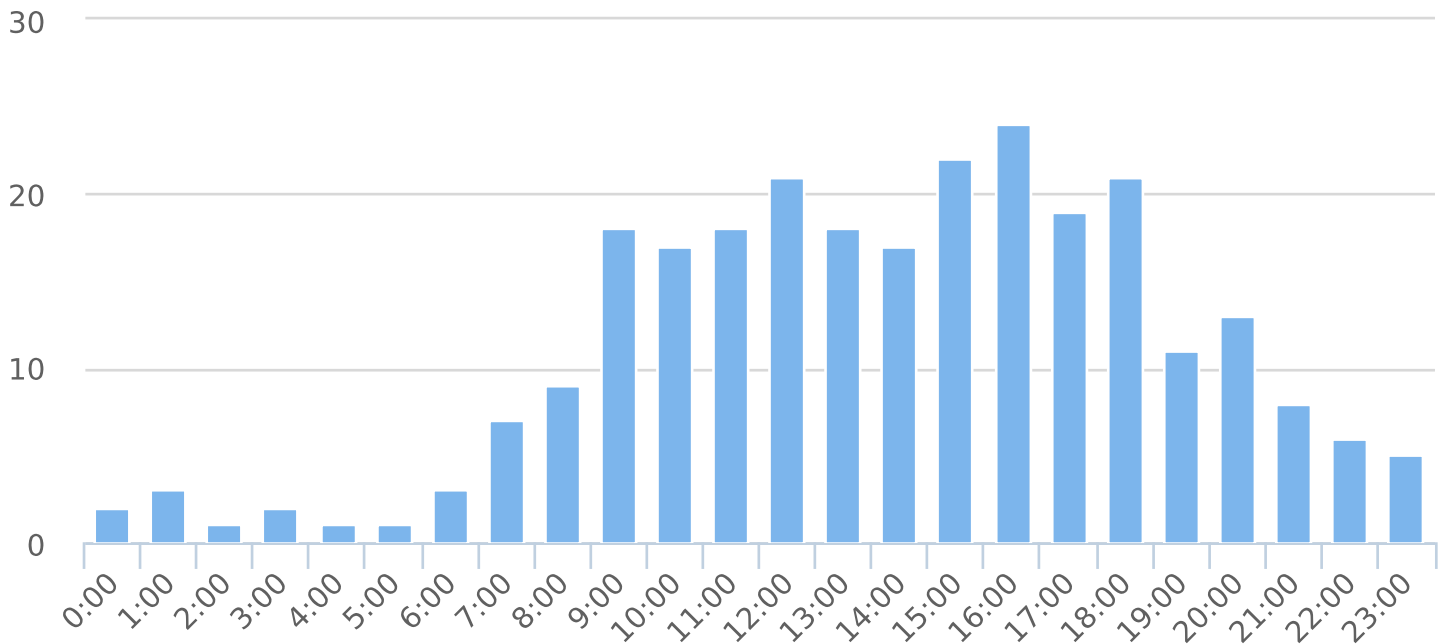
Time View: By Hour (Avg Volumes)
 Speed Bins: Size 5, Range 1 to 100
 Site: 1630 Manasset Dr , EB

Time of Day: 0:00 to 23:59
 Dates: 7/10/2020 to 7/16/2020

Average Vehicles by Speed Bin



Average Volume by Hour



Generated by Christopher Irwin from City of Dunwoody (GA) on Jul 17, 2020 at 6:41:53 AM



Time View: By Hour (Total Volumes)

Speed Bins: Size 5, Range 1 to 100

Site: 1630 Manasset Dr , EB

Time of Day: 0:00 to 23:59

Dates: 7/10/2020 to 7/16/2020

| Hour | Spd Lim | 1 to 5 | 6 to 10 | 11 to 15 | 16 to 20 | 21 to 25 | 26 to 30 | 31 to 35 | 36 to 40 | 41 to 45 | 46 to 50 | 51 to 55 | 56 to 60 | 61 to 65 | 66 to 70 | 71 to 75 | 76 to 80 | 81 to 85 | 86 to 90 | 91 to 95 | 96 to 100 | Avg Spd | Total # |
|----------------|---------|--------|---------|----------|----------|----------|----------|----------|----------|----------|----------|----------|----------|----------|----------|----------|----------|----------|----------|----------|-----------|---------|---------|
| 0:00 | 25 | 0 | 0 | 1 | 2 | 3 | 7 | 0 | 0 | 0 | 0 | 0 | 0 | 0 | 0 | 0 | 0 | 0 | 0 | 0 | 0 | 26.3 | 13 |
| 1:00 | 25 | 0 | 0 | 0 | 1 | 2 | 2 | 0 | 0 | 0 | 0 | 0 | 0 | 0 | 0 | 0 | 0 | 0 | 0 | 0 | 0 | 22.0 | 5 |
| 2:00 | 25 | 0 | 0 | 0 | 2 | 0 | 2 | 0 | 0 | 0 | 0 | 0 | 0 | 0 | 0 | 0 | 0 | 0 | 0 | 0 | 0 | 23.0 | 4 |
| 3:00 | 25 | 0 | 0 | 0 | 2 | 2 | 0 | 0 | 0 | 0 | 0 | 0 | 0 | 0 | 0 | 0 | 0 | 0 | 0 | 0 | 0 | 21.5 | 4 |
| 4:00 | 25 | 0 | 0 | 0 | 2 | 2 | 1 | 0 | 0 | 0 | 0 | 0 | 0 | 0 | 0 | 0 | 0 | 0 | 0 | 0 | 0 | 21.8 | 5 |
| 5:00 | 25 | 0 | 0 | 0 | 2 | 2 | 1 | 0 | 0 | 0 | 0 | 0 | 0 | 0 | 0 | 0 | 0 | 0 | 0 | 0 | 0 | 23.5 | 5 |
| 6:00 | 25 | 0 | 5 | 1 | 6 | 2 | 3 | 0 | 0 | 0 | 0 | 0 | 0 | 0 | 0 | 0 | 0 | 0 | 0 | 0 | 0 | 17.8 | 17 |
| 7:00 | 25 | 4 | 14 | 2 | 7 | 10 | 8 | 1 | 0 | 0 | 0 | 0 | 0 | 0 | 0 | 0 | 0 | 0 | 0 | 0 | 0 | 17.6 | 46 |
| 8:00 | 25 | 2 | 4 | 4 | 19 | 18 | 14 | 2 | 0 | 0 | 0 | 0 | 0 | 0 | 0 | 0 | 0 | 0 | 0 | 0 | 0 | 20.4 | 63 |
| 9:00 | 25 | 3 | 9 | 8 | 33 | 37 | 27 | 7 | 0 | 0 | 0 | 0 | 0 | 0 | 0 | 0 | 0 | 0 | 0 | 0 | 0 | 21.3 | 124 |
| 10:00 | 25 | 0 | 14 | 11 | 23 | 35 | 25 | 9 | 1 | 0 | 0 | 0 | 0 | 0 | 0 | 0 | 0 | 0 | 0 | 0 | 0 | 21.6 | 118 |
| 11:00 | 25 | 4 | 6 | 5 | 31 | 33 | 38 | 7 | 0 | 0 | 0 | 0 | 0 | 0 | 0 | 0 | 0 | 0 | 0 | 0 | 0 | 22.4 | 124 |
| 12:00 | 25 | 2 | 8 | 6 | 29 | 46 | 45 | 9 | 0 | 0 | 0 | 0 | 0 | 0 | 0 | 0 | 0 | 0 | 0 | 0 | 0 | 22.6 | 145 |
| 13:00 | 25 | 0 | 6 | 8 | 26 | 30 | 48 | 11 | 0 | 0 | 0 | 0 | 0 | 0 | 0 | 0 | 0 | 0 | 0 | 0 | 0 | 23.3 | 129 |
| 14:00 | 25 | 0 | 5 | 6 | 25 | 33 | 41 | 8 | 0 | 0 | 0 | 0 | 0 | 0 | 0 | 0 | 0 | 0 | 0 | 0 | 0 | 23.3 | 118 |
| 15:00 | 25 | 1 | 3 | 14 | 32 | 44 | 49 | 11 | 0 | 0 | 0 | 0 | 0 | 0 | 0 | 0 | 0 | 0 | 0 | 0 | 0 | 22.7 | 154 |
| 16:00 | 25 | 3 | 5 | 16 | 30 | 46 | 52 | 16 | 1 | 0 | 0 | 0 | 0 | 0 | 0 | 0 | 0 | 0 | 0 | 0 | 0 | 23.0 | 169 |
| 17:00 | 25 | 1 | 9 | 7 | 31 | 31 | 49 | 7 | 0 | 0 | 0 | 0 | 0 | 0 | 0 | 0 | 0 | 0 | 0 | 0 | 0 | 22.1 | 135 |
| 18:00 | 25 | 4 | 10 | 15 | 28 | 39 | 39 | 10 | 0 | 1 | 0 | 0 | 0 | 0 | 0 | 0 | 0 | 0 | 0 | 0 | 0 | 22.3 | 146 |
| 19:00 | 25 | 0 | 6 | 6 | 16 | 25 | 25 | 2 | 0 | 0 | 0 | 0 | 0 | 0 | 0 | 0 | 0 | 0 | 0 | 0 | 0 | 22.0 | 80 |
| 20:00 | 25 | 0 | 2 | 11 | 22 | 26 | 18 | 13 | 0 | 0 | 0 | 0 | 0 | 0 | 0 | 0 | 0 | 0 | 0 | 0 | 0 | 22.9 | 92 |
| 21:00 | 25 | 0 | 1 | 2 | 11 | 12 | 30 | 2 | 0 | 0 | 0 | 0 | 0 | 0 | 0 | 0 | 0 | 0 | 0 | 0 | 0 | 24.1 | 58 |
| 22:00 | 25 | 0 | 0 | 2 | 9 | 15 | 14 | 3 | 0 | 0 | 0 | 0 | 0 | 0 | 0 | 0 | 0 | 0 | 0 | 0 | 0 | 24.3 | 43 |
| 23:00 | 25 | 0 | 1 | 2 | 8 | 8 | 7 | 2 | 0 | 0 | 0 | 0 | 0 | 0 | 0 | 0 | 0 | 0 | 0 | 0 | 0 | 21.7 | 28 |
| Total # | | 24 | 108 | 127 | 397 | 501 | 545 | 120 | 2 | 1 | 0 | 0 | 0 | 0 | 0 | 0 | 0 | 0 | 0 | 0 | 0 | 22.2 | 1825 |



Time View: By Hour (Total Volumes)

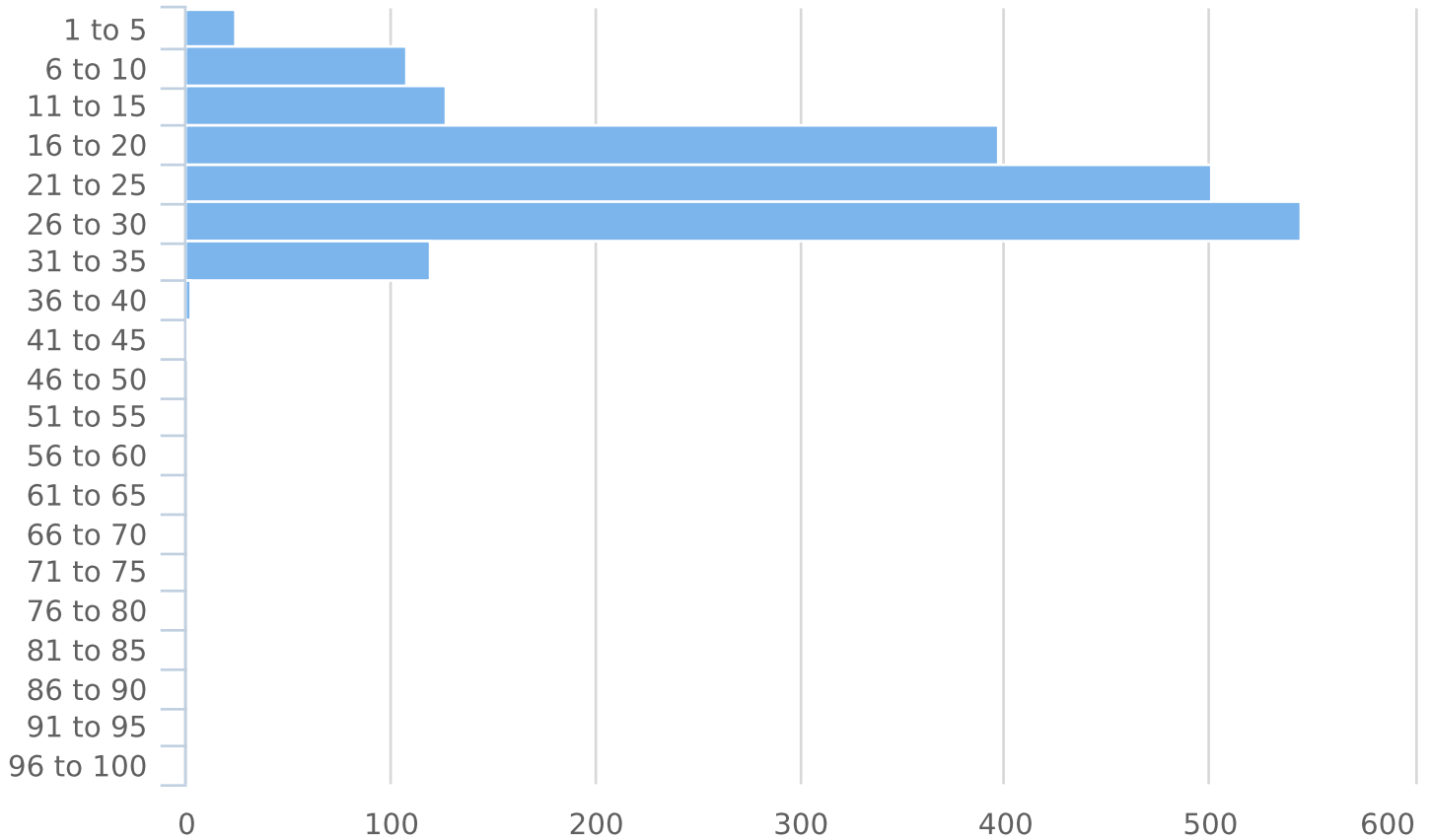
Speed Bins: Size 5, Range 1 to 100

Site: 1630 Manasset Dr , EB

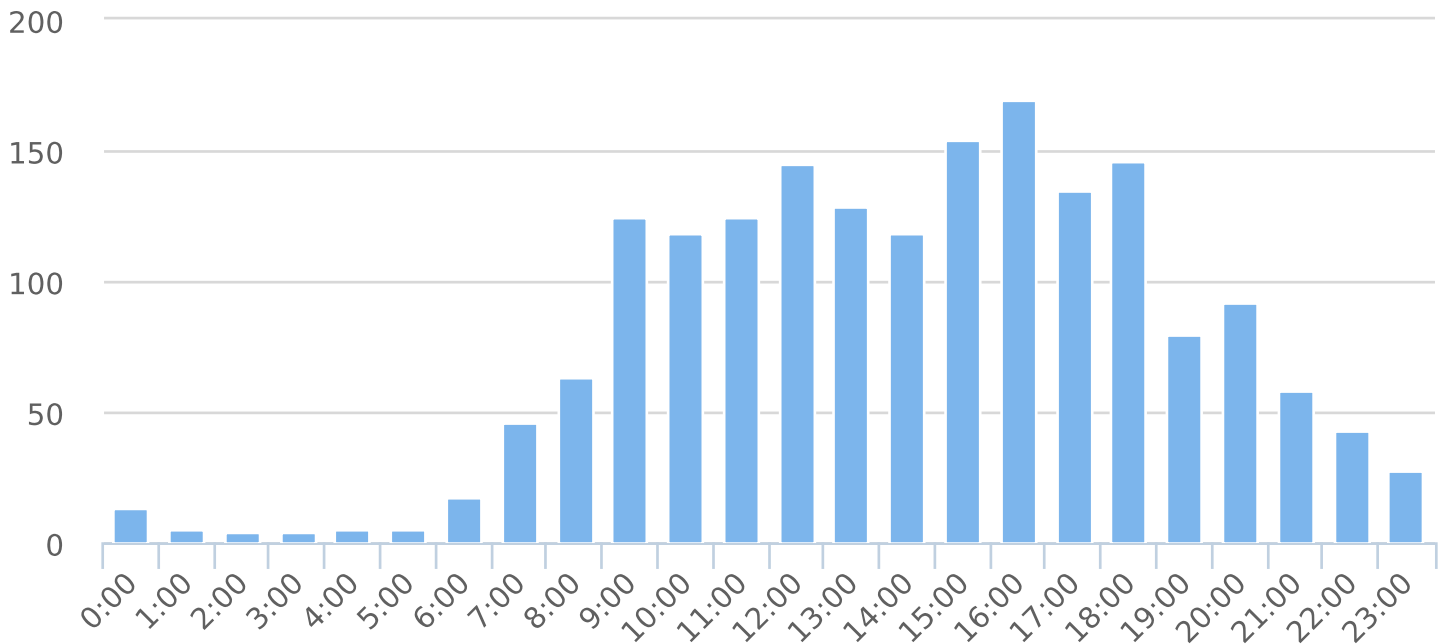
Time of Day: 0:00 to 23:59

Dates: 7/10/2020 to 7/16/2020

Total Vehicles by Speed Bin



Total Volume by Hour



Generated by Christopher Irwin from City of Dunwoody (GA) on Jul 17, 2020 at 6:43:44 AM



Time View: By Date (Total Volumes)
 Speed Bins: Size 5, Range 1 to 100
 Site: 1630 Manasset Dr , EB

Time of Day: 0:00 to 23:59
 Dates: 7/10/2020 to 7/16/2020

| Date | Spd Lim | 1 to 5 | 6 to 10 | 11 to 15 | 16 to 20 | 21 to 25 | 26 to 30 | 31 to 35 | 36 to 40 | 41 to 45 | 46 to 50 | 51 to 55 | 56 to 60 | 61 to 65 | 66 to 70 | 71 to 75 | 76 to 80 | 81 to 85 | 86 to 90 | 91 to 95 | 96 to 100 | Avg Spd | Total # |
|----------------|---------|--------|---------|----------|----------|----------|----------|----------|----------|----------|----------|----------|----------|----------|----------|----------|----------|----------|----------|----------|-----------|---------|---------|
| 7/10/2020 | 25 | 3 | 8 | 10 | 63 | 73 | 76 | 15 | 1 | 1 | 0 | 0 | 0 | 0 | 0 | 0 | 0 | 0 | 0 | 0 | 0 | 22.6 | 250 |
| 7/11/2020 | 25 | 3 | 24 | 24 | 48 | 67 | 78 | 10 | 0 | 0 | 0 | 0 | 0 | 0 | 0 | 0 | 0 | 0 | 0 | 0 | 0 | 21.1 | 254 |
| 7/12/2020 | 25 | 1 | 9 | 11 | 45 | 54 | 57 | 7 | 0 | 0 | 0 | 0 | 0 | 0 | 0 | 0 | 0 | 0 | 0 | 0 | 0 | 22.2 | 184 |
| 7/13/2020 | 25 | 6 | 19 | 26 | 62 | 81 | 80 | 19 | 0 | 0 | 0 | 0 | 0 | 0 | 0 | 0 | 0 | 0 | 0 | 0 | 0 | 21.7 | 293 |
| 7/14/2020 | 25 | 6 | 18 | 20 | 60 | 86 | 79 | 23 | 1 | 0 | 0 | 0 | 0 | 0 | 0 | 0 | 0 | 0 | 0 | 0 | 0 | 23.0 | 293 |
| 7/15/2020 | 25 | 4 | 16 | 15 | 54 | 66 | 91 | 24 | 0 | 0 | 0 | 0 | 0 | 0 | 0 | 0 | 0 | 0 | 0 | 0 | 0 | 22.7 | 270 |
| 7/16/2020 | 25 | 1 | 14 | 21 | 65 | 74 | 84 | 22 | 0 | 0 | 0 | 0 | 0 | 0 | 0 | 0 | 0 | 0 | 0 | 0 | 0 | 22.3 | 281 |
| Total # | | 24 | 108 | 127 | 397 | 501 | 545 | 120 | 2 | 1 | 0 | 0 | 0 | 0 | 0 | 0 | 0 | 0 | 0 | 0 | 0 | 22.2 | 1825 |



Time View: By Date (Total Volumes)

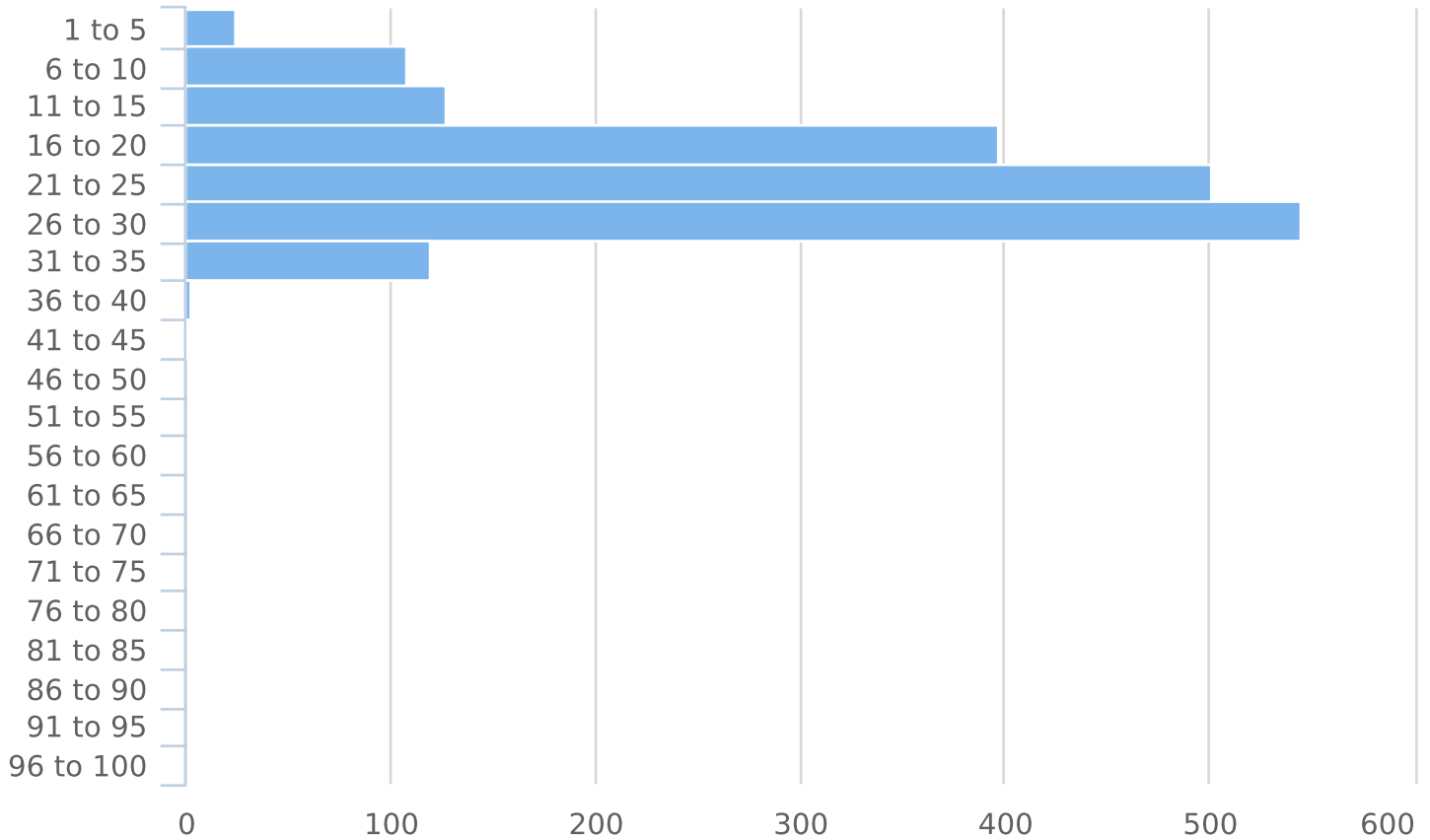
Speed Bins: Size 5, Range 1 to 100

Site: 1630 Manasset Dr , EB

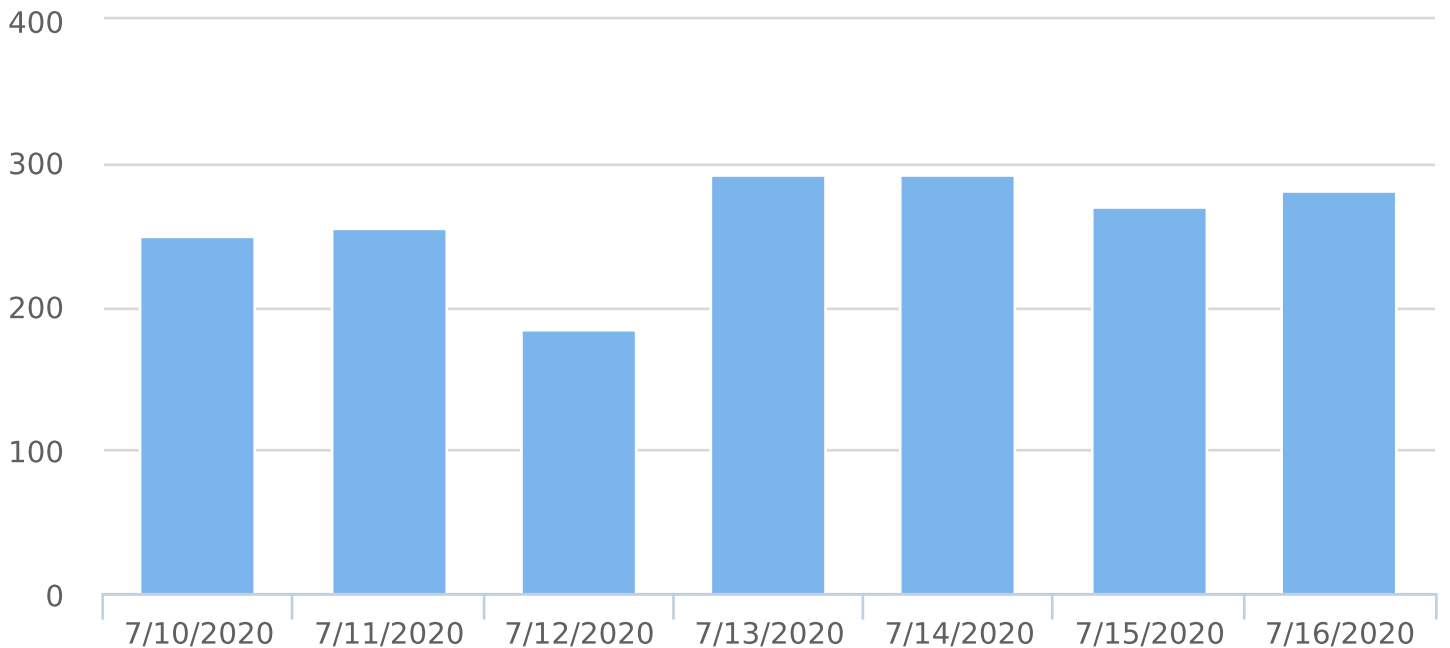
Time of Day: 0:00 to 23:59

Dates: 7/10/2020 to 7/16/2020

Total Vehicles by Speed Bin



Total Volume by Date



Generated by Christopher Irwin from City of Dunwoody (GA) on Jul 17, 2020 at 6:44:47 AM



Time View: By Week (Total Volumes)

Speed Bins: Size 5, Range 1 to 100

Site: 1630 Manasset Dr , EB

Time of Day: 0:00 to 23:59

Dates: 7/10/2020 to 7/16/2020

| Week | Spd Lim | 1 to 5 | 6 to 10 | 11 to 15 | 16 to 20 | 21 to 25 | 26 to 30 | 31 to 35 | 36 to 40 | 41 to 45 | 46 to 50 | 51 to 55 | 56 to 60 | 61 to 65 | 66 to 70 | 71 to 75 | 76 to 80 | 81 to 85 | 86 to 90 | 91 to 95 | 96 to 100 | Avg Spd | Total # |
|----------------|---------|--------|---------|----------|----------|----------|----------|----------|----------|----------|----------|----------|----------|----------|----------|----------|----------|----------|----------|----------|-----------|---------|---------|
| 7/5/2020 | 25 | 6 | 32 | 34 | 111 | 140 | 154 | 25 | 1 | 1 | 0 | 0 | 0 | 0 | 0 | 0 | 0 | 0 | 0 | 0 | 0 | 21.9 | 504 |
| 7/12/2020 | 25 | 18 | 76 | 93 | 286 | 361 | 391 | 95 | 1 | 0 | 0 | 0 | 0 | 0 | 0 | 0 | 0 | 0 | 0 | 0 | 0 | 22.4 | 1321 |
| Total # | | 24 | 108 | 127 | 397 | 501 | 545 | 120 | 2 | 1 | 0 | 0 | 0 | 0 | 0 | 0 | 0 | 0 | 0 | 0 | 0 | 22.2 | 1825 |



Time View: By Week (Total Volumes)

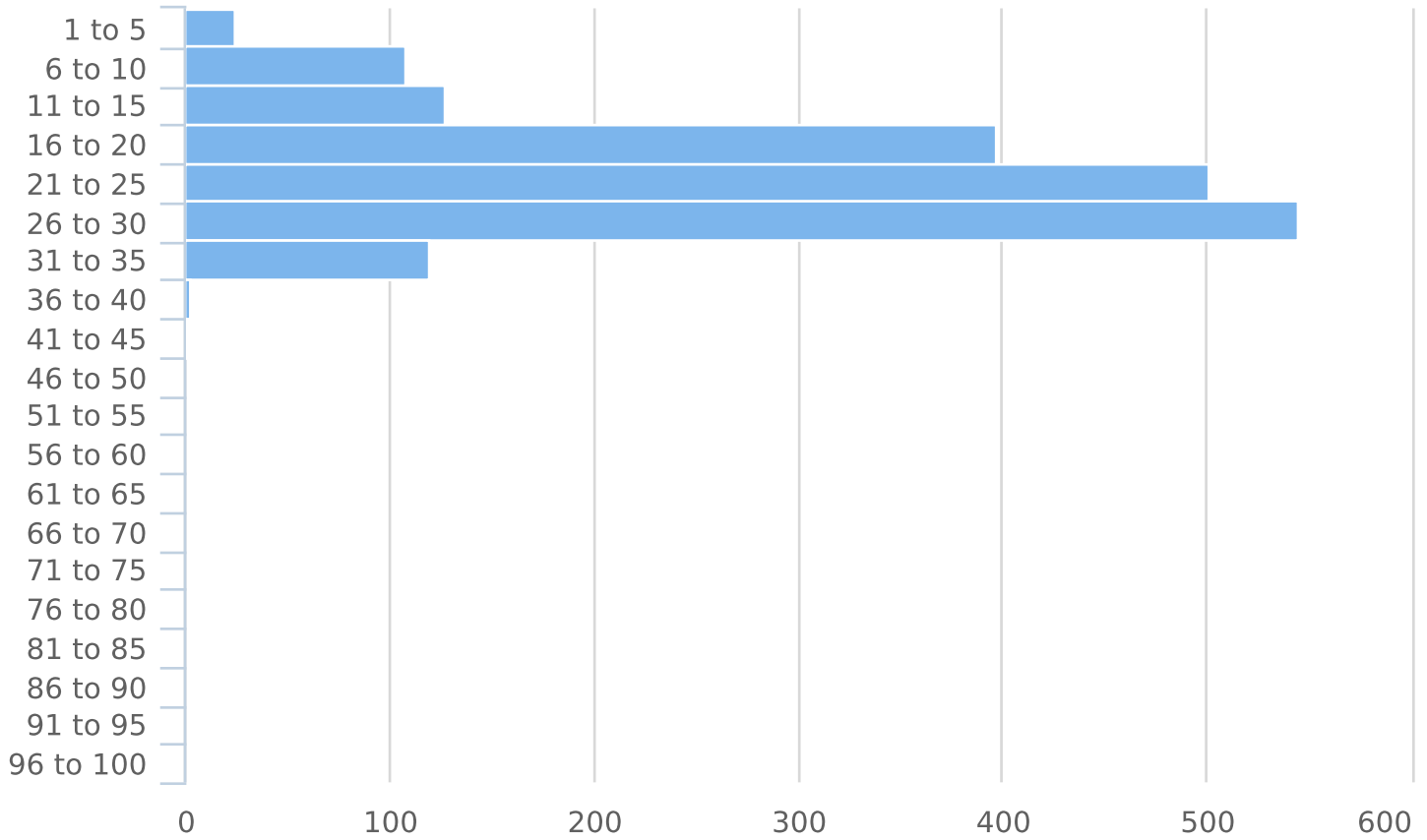
Speed Bins: Size 5, Range 1 to 100

Site: 1630 Manasset Dr , EB

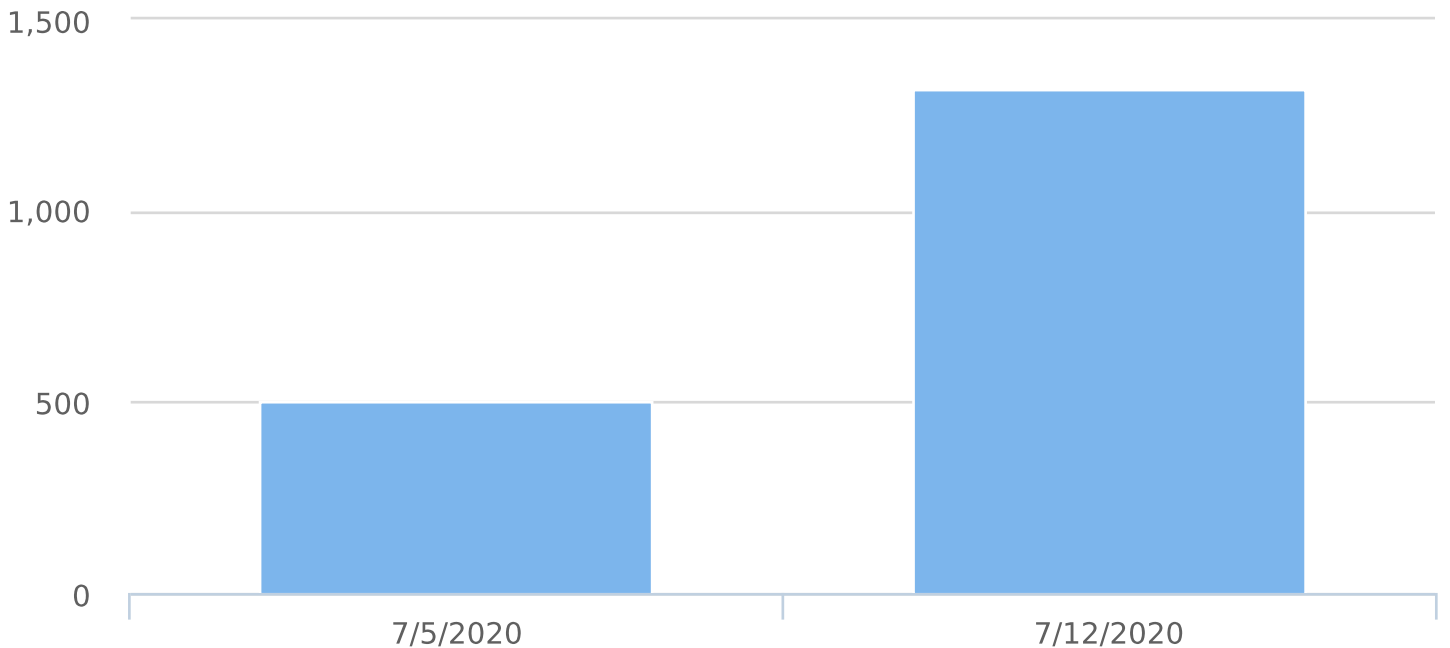
Time of Day: 0:00 to 23:59

Dates: 7/10/2020 to 7/16/2020

Total Vehicles by Speed Bin



Total Volume by Week





Generated by Christopher Irwin from City of Dunwoody (GA) on Jul 17, 2020 at 6:38:34 AM

Time of Day: 0:00 to 23:59

Site: 1630 Manasset Dr , EB

Dates: 7/10/2020 to 7/16/2020

Overall Summary

Total Days of Data: 7

Speed Limit: 25

Average Speed: 22.23

50th Percentile Speed: 22.09

85th Percentile Speed: 26.33

Pace Speed Range: 18.0-28.0

Minimum Speed: 5.0

Maximum Speed: 43.0

Display Status: Speed Display

Average Volume per Day: 260.7

Total Volume: 1825.0