



Generated by Christopher Irwin from City of Dunwoody on Mar 20, 2020 at 7:53:3 AM

Time of Day: 0:00 to 23:59  
Dates: 3/13/2020 to 3/19/2020

Site: Cambridge Dr/Courtleigh Dr,  
WB

## Overall Summary

Total Days of Data: 7  
Speed Limit: 25  
Average Speed: 21.17  
50th Percentile Speed: 20.62  
85th Percentile Speed: 26.34  
Pace Speed Range: 15.0-25.0

Minimum Speed: 5.0  
Maximum Speed: 44.0  
Display Status: Speed Display  
Average Volume per Day: 238.7  
Total Volume: 1671.0

Generated by Christopher Irwin from City of Dunwoody on Mar 20, 2020 at 7:58:12 AM



Time View: By Date (Total Volumes)

Speed Bins: Size 5, Range 1 to 100

Site: Cambridge Dr/Courtleigh Dr, WB

Time of Day: 0:00 to 23:59

Dates: 3/13/2020 to 3/19/2020

Date	Spd Lim	1 to 5	6 to 10	11 to 15	16 to 20	21 to 25	26 to 30	31 to 35	36 to 40	41 to 45	46 to 50	51 to 55	56 to 60	61 to 65	66 to 70	71 to 75	76 to 80	81 to 85	86 to 90	91 to 95	96 to 100	Avg Spd	Total #
3/13/2020	25	6	60	35	41	92	69	22	2	2	0	0	0	0	0	0	0	0	0	0	0	21.8	329
3/14/2020	25	14	73	33	47	41	52	11	2	1	0	0	0	0	0	0	0	0	0	0	0	21.8	274
3/15/2020	25	7	28	14	19	28	32	10	0	0	0	0	0	0	0	0	0	0	0	0	0	20.7	138
3/16/2020	25	16	50	35	32	37	46	11	1	0	0	0	0	0	0	0	0	0	0	0	0	18.2	228
3/17/2020	25	13	61	46	33	41	42	9	1	0	0	0	0	0	0	0	0	0	0	0	0	18.5	246
3/18/2020	25	27	113	61	62	65	26	10	1	0	0	0	0	0	0	0	0	0	0	0	0	18.4	365
3/19/2020	25	9	15	13	15	18	19	2	0	0	0	0	0	0	0	0	0	0	0	0	0	19.9	91
<b>Total #</b>		92	400	237	249	322	286	75	7	3	0	0	0	0	0	0	0	0	0	0	0	19.9	1671



Time View: By Date (Total Volumes)

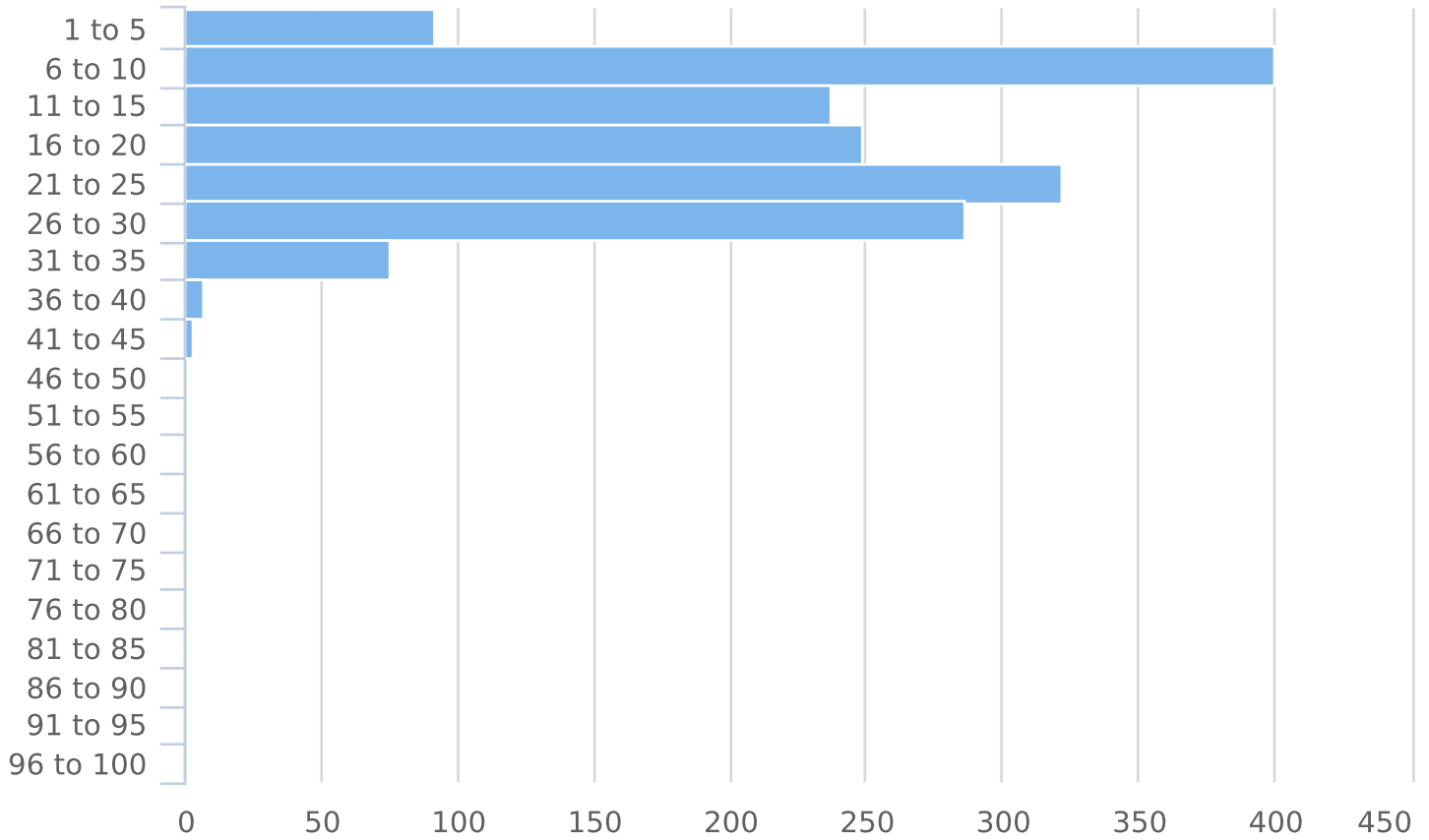
Speed Bins: Size 5, Range 1 to 100

Site: Cambridge Dr/Courtleigh Dr, WB

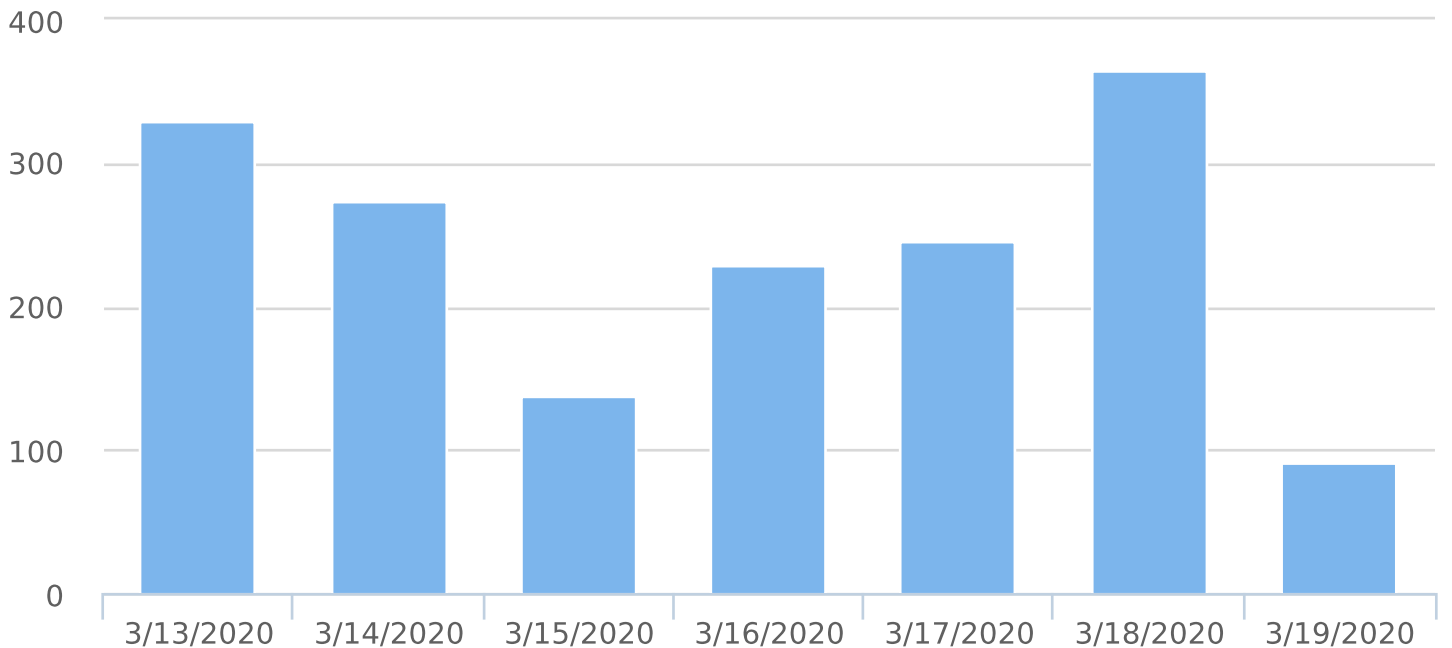
Time of Day: 0:00 to 23:59

Dates: 3/13/2020 to 3/19/2020

Total Vehicles by Speed Bin



Total Volume by Date



Generated by Christopher Irwin from City of Dunwoody on Mar 20, 2020 at 7:58:12 AM



Time View: By Date (Total Volumes)

Speed Bins: Size 5, Range 1 to 100

Site: Cambridge Dr/Courtleigh Dr, WB

Time of Day: 0:00 to 23:59

Dates: 3/13/2020 to 3/19/2020

Date	Spd Lim	1 to 5	6 to 10	11 to 15	16 to 20	21 to 25	26 to 30	31 to 35	36 to 40	41 to 45	46 to 50	51 to 55	56 to 60	61 to 65	66 to 70	71 to 75	76 to 80	81 to 85	86 to 90	91 to 95	96 to 100	Avg Spd	Total #
3/13/2020	25	6	60	35	41	92	69	22	2	2	0	0	0	0	0	0	0	0	0	0	0	21.8	329
3/14/2020	25	14	73	33	47	41	52	11	2	1	0	0	0	0	0	0	0	0	0	0	0	21.8	274
3/15/2020	25	7	28	14	19	28	32	10	0	0	0	0	0	0	0	0	0	0	0	0	0	20.7	138
3/16/2020	25	16	50	35	32	37	46	11	1	0	0	0	0	0	0	0	0	0	0	0	0	18.2	228
3/17/2020	25	13	61	46	33	41	42	9	1	0	0	0	0	0	0	0	0	0	0	0	0	18.5	246
3/18/2020	25	27	113	61	62	65	26	10	1	0	0	0	0	0	0	0	0	0	0	0	0	18.4	365
3/19/2020	25	9	15	13	15	18	19	2	0	0	0	0	0	0	0	0	0	0	0	0	0	19.9	91
<b>Total #</b>		92	400	237	249	322	286	75	7	3	0	0	0	0	0	0	0	0	0	0	0	19.9	1671



Time View: By Date (Total Volumes)

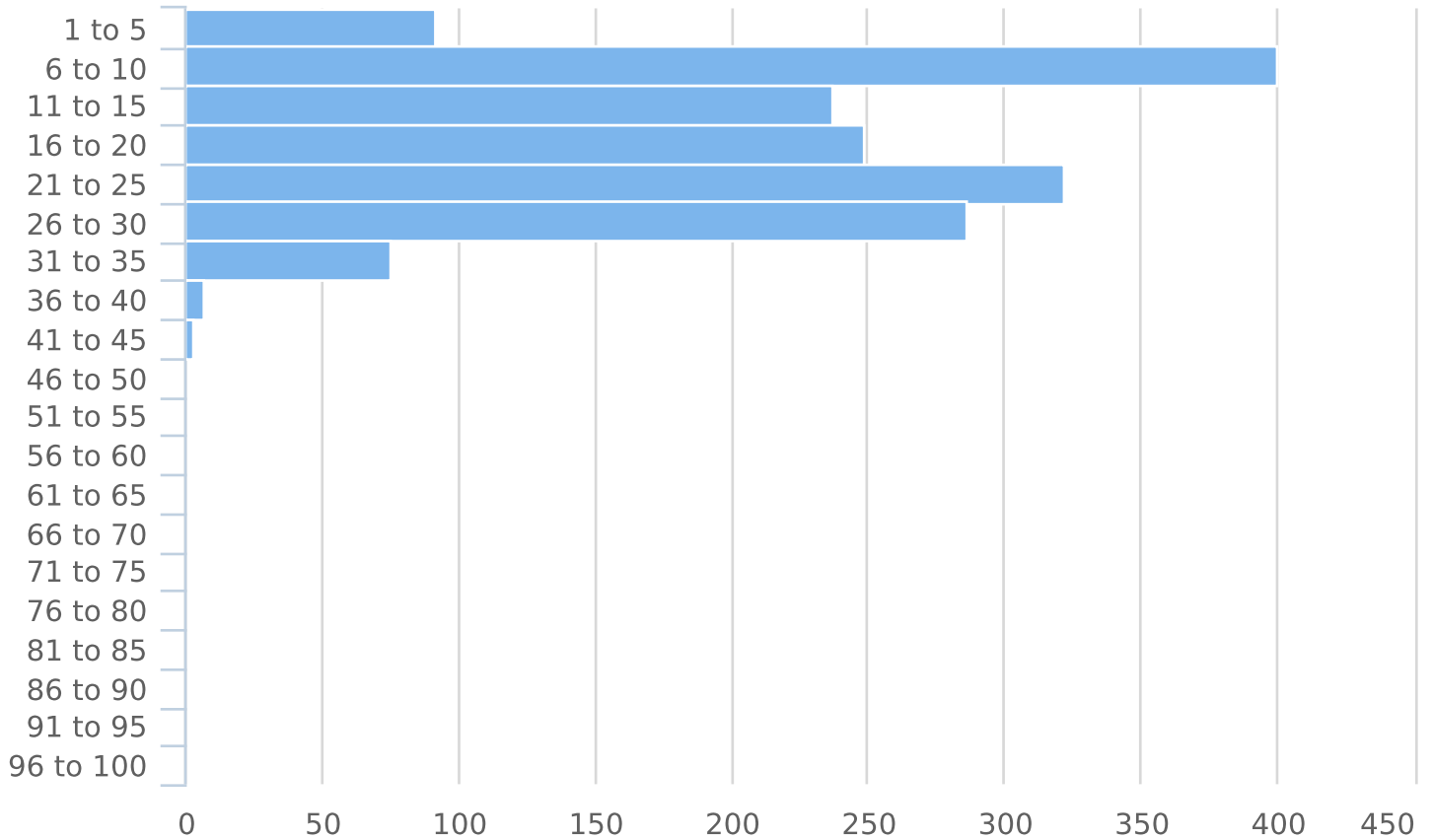
Speed Bins: Size 5, Range 1 to 100

Site: Cambridge Dr/Courtleigh Dr, WB

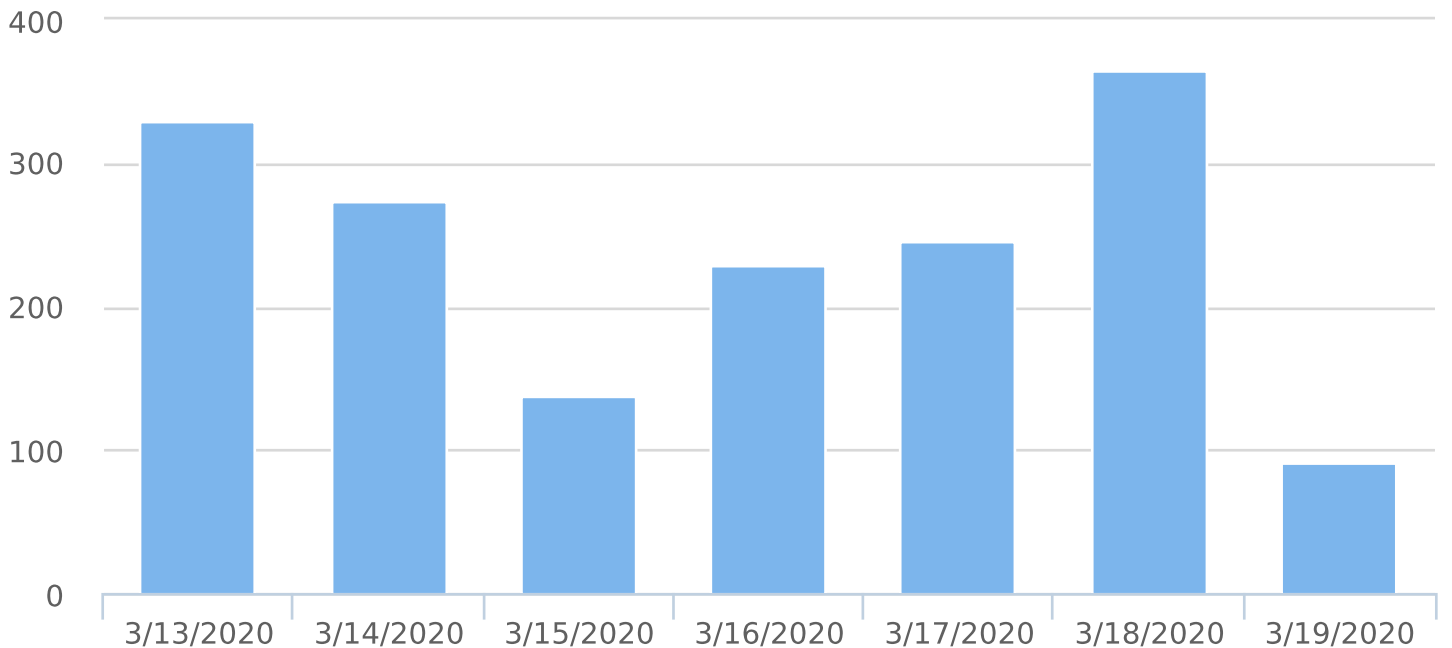
Time of Day: 0:00 to 23:59

Dates: 3/13/2020 to 3/19/2020

Total Vehicles by Speed Bin



Total Volume by Date



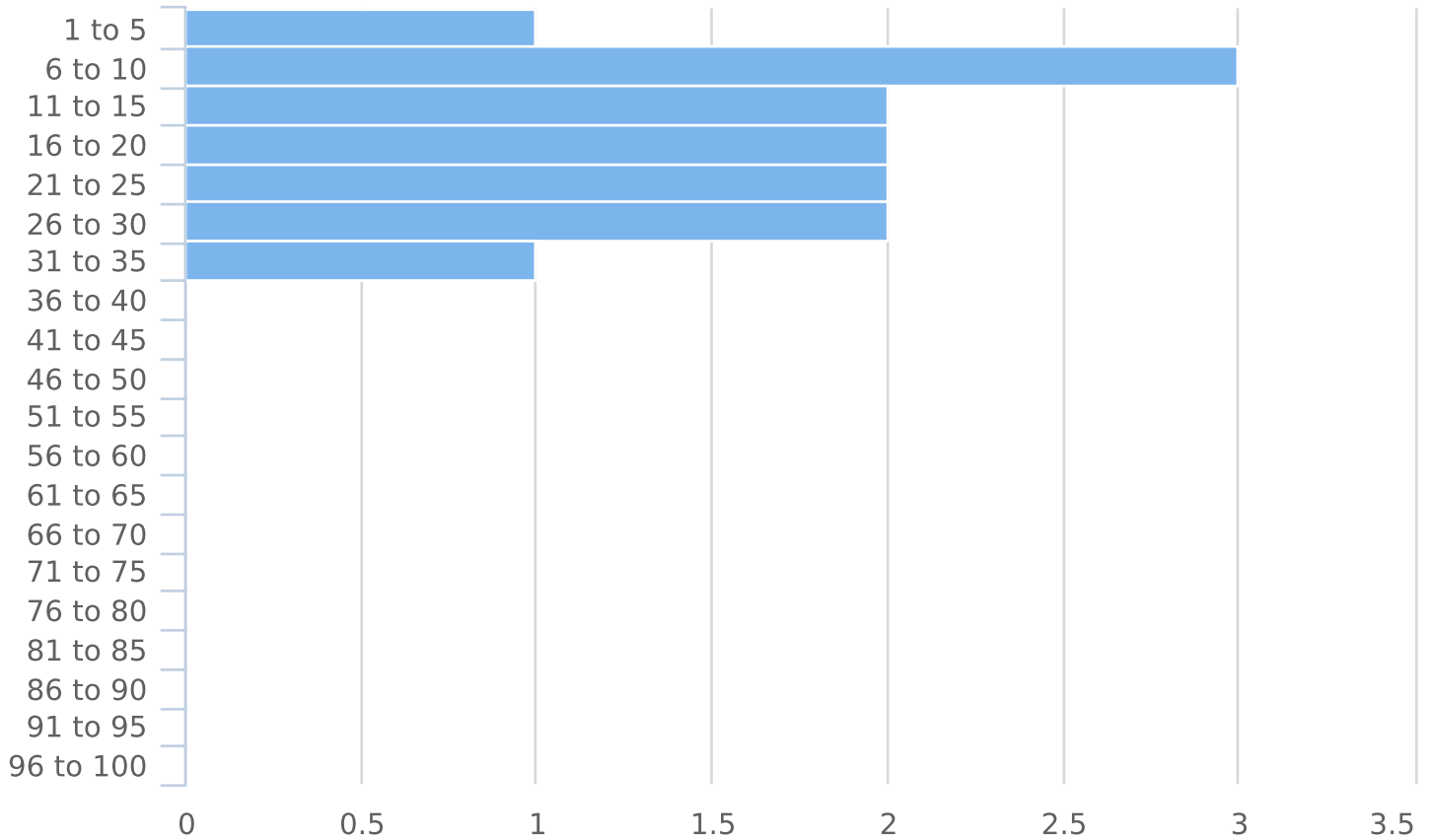




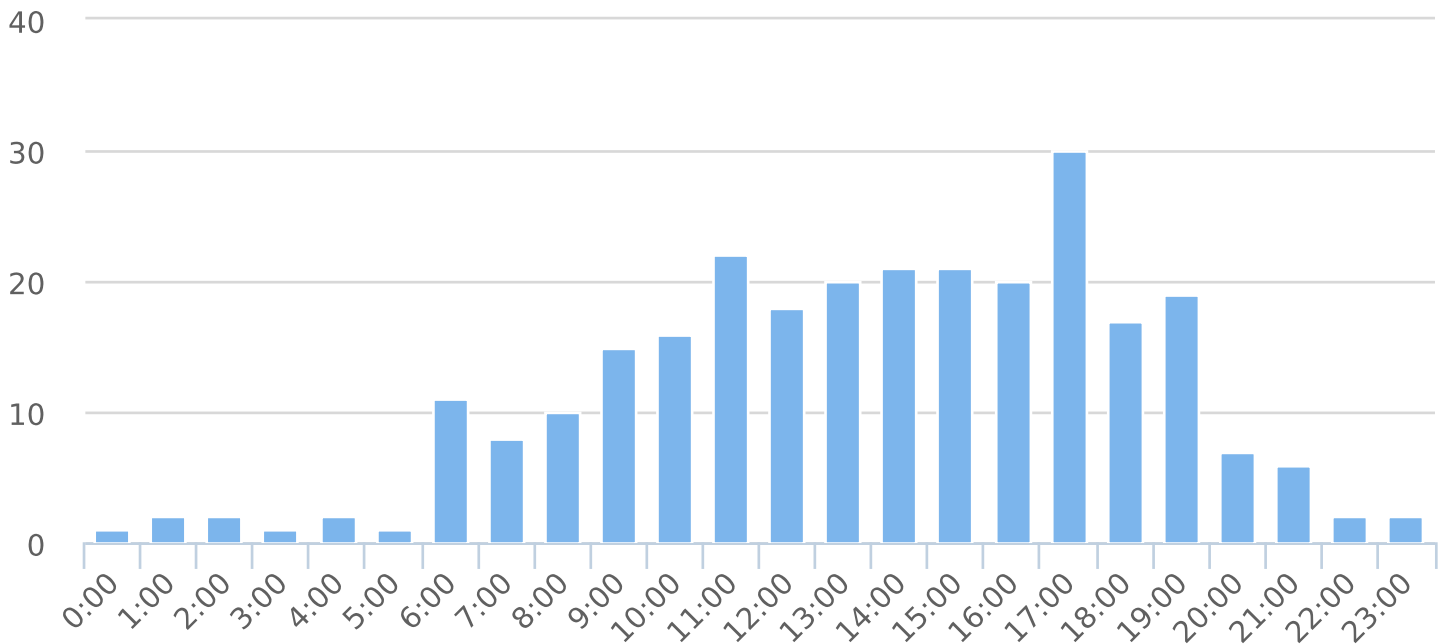
Time of Day: 0:00 to 23:59  
 Dates: 3/13/2020 to 3/19/2020

Time View: By Hour (Avg Volumes)  
 Speed Bins: Size 5, Range 1 to 100  
 Site: Cambridge Dr/Courtleigh Dr, WB

Average Vehicles by Speed Bin



Average Volume by Hour



Generated by Christopher Irwin from City of Dunwoody on Mar 20, 2020 at 8:0:16 AM



Time View: By Week (Total Volumes)

Speed Bins: Size 5, Range 1 to 100

Site: Cambridge Dr/Courtleigh Dr, WB

Time of Day: 0:00 to 23:59

Dates: 3/13/2020 to 3/19/2020

Week	Spd Lim	1 to 5	6 to 10	11 to 15	16 to 20	21 to 25	26 to 30	31 to 35	36 to 40	41 to 45	46 to 50	51 to 55	56 to 60	61 to 65	66 to 70	71 to 75	76 to 80	81 to 85	86 to 90	91 to 95	96 to 100	Avg Spd	Total #
3/8/2020	25	20	133	68	88	133	121	33	4	3	0	0	0	0	0	0	0	0	0	0	0	21.8	603
3/15/2020	25	72	267	169	161	189	165	42	3	0	0	0	0	0	0	0	0	0	0	0	0	19.0	1068
<b>Total #</b>		92	400	237	249	322	286	75	7	3	0	0	0	0	0	0	0	0	0	0	0	20.4	1671

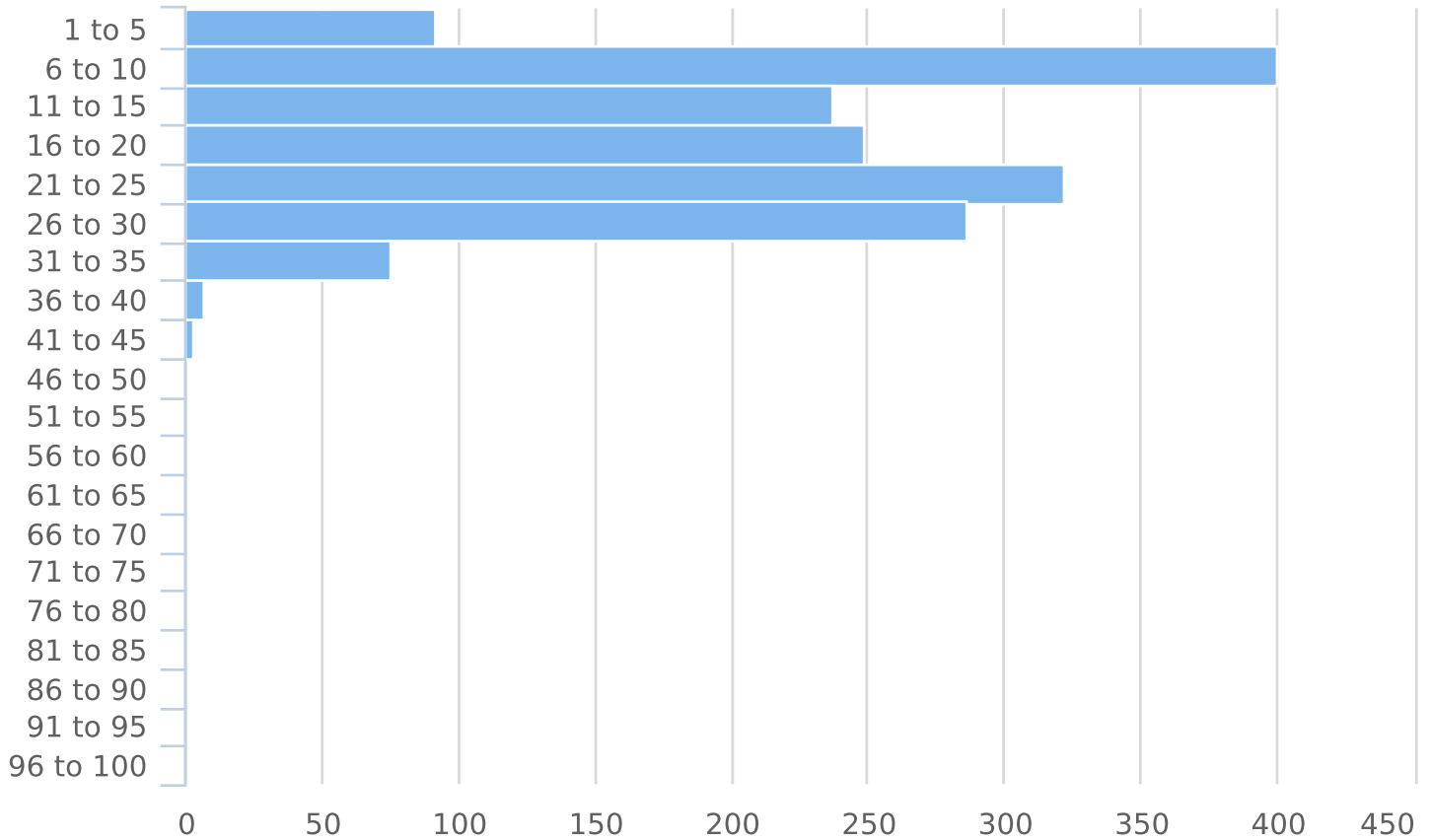




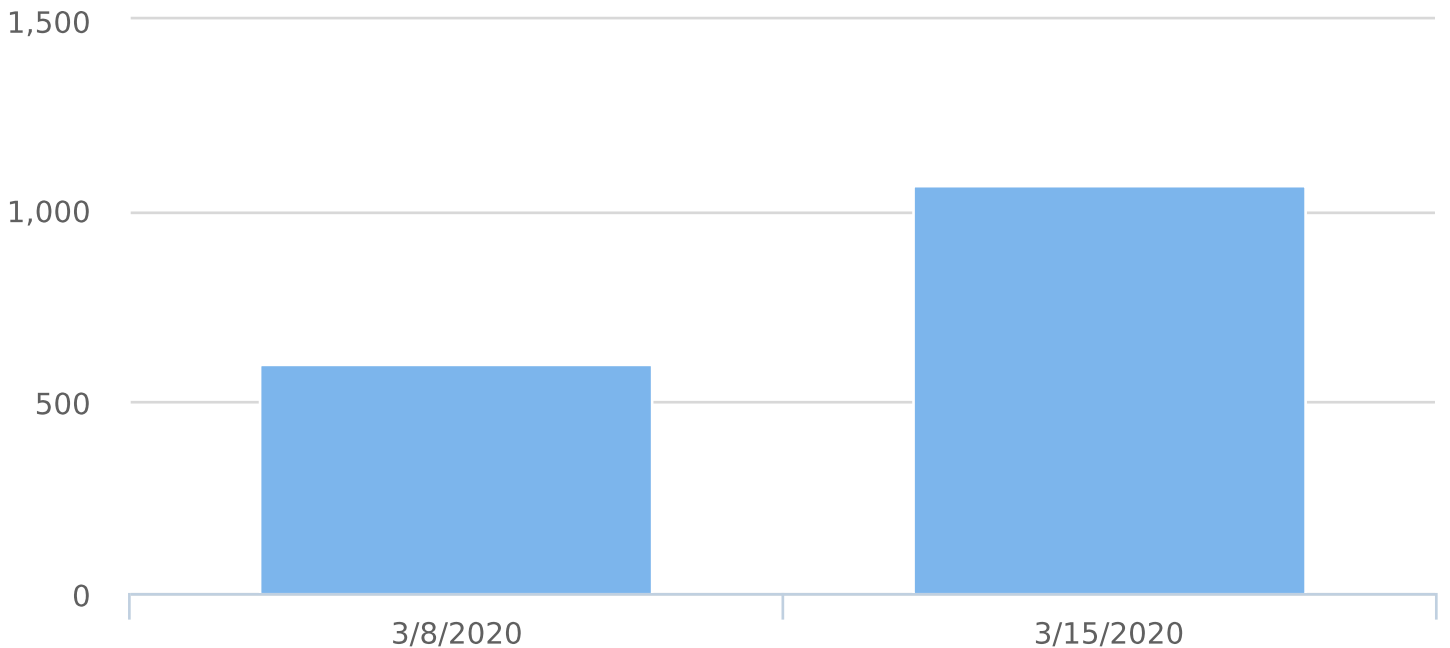
Time of Day: 0:00 to 23:59  
 Dates: 3/13/2020 to 3/19/2020

Time View: By Week (Total Volumes)  
 Speed Bins: Size 5, Range 1 to 100  
 Site: Cambridge Dr/Courtleigh Dr, WB

Total Vehicles by Speed Bin



Total Volume by Week



Generated by Christopher Irwin from City of Dunwoody on Mar 20, 2020 at 7:57:11 AM



Time View: By Day of Week (Avg Volumes)

Speed Bins: Size 5, Range 1 to 100

Site: Cambridge Dr/Courtleigh Dr, WB

Time of Day: 0:00 to 23:59

Dates: 3/13/2020 to 3/19/2020

Day of Week	Spd Lim	1 to 5	6 to 10	11 to 15	16 to 20	21 to 25	26 to 30	31 to 35	36 to 40	41 to 45	46 to 50	51 to 55	56 to 60	61 to 65	66 to 70	71 to 75	76 to 80	81 to 85	86 to 90	91 to 95	96 to 100	Avg Spd	Avg #	
Sun	25	7	28	14	19	28	32	10	0	0	0	0	0	0	0	0	0	0	0	0	0	0	20.7	138
Mon	25	16	50	35	32	37	46	11	1	0	0	0	0	0	0	0	0	0	0	0	0	0	18.2	228
Tue	25	13	61	46	33	41	42	9	1	0	0	0	0	0	0	0	0	0	0	0	0	0	18.5	246
Wed	25	27	113	61	62	65	26	10	1	0	0	0	0	0	0	0	0	0	0	0	0	0	18.4	365
Thu	25	9	15	13	15	18	19	2	0	0	0	0	0	0	0	0	0	0	0	0	0	0	19.9	91
Fri	25	6	60	35	41	92	69	22	2	2	0	0	0	0	0	0	0	0	0	0	0	0	21.8	329
Sat	25	14	73	33	47	41	52	11	2	1	0	0	0	0	0	0	0	0	0	0	0	0	21.8	274
<b>Avg #</b>		13	57	34	36	46	41	11	1	0	0	0	0	0	0	0	0	0	0	0	0	0	19.9	239



Time View: By Day of Week (Avg Volumes)

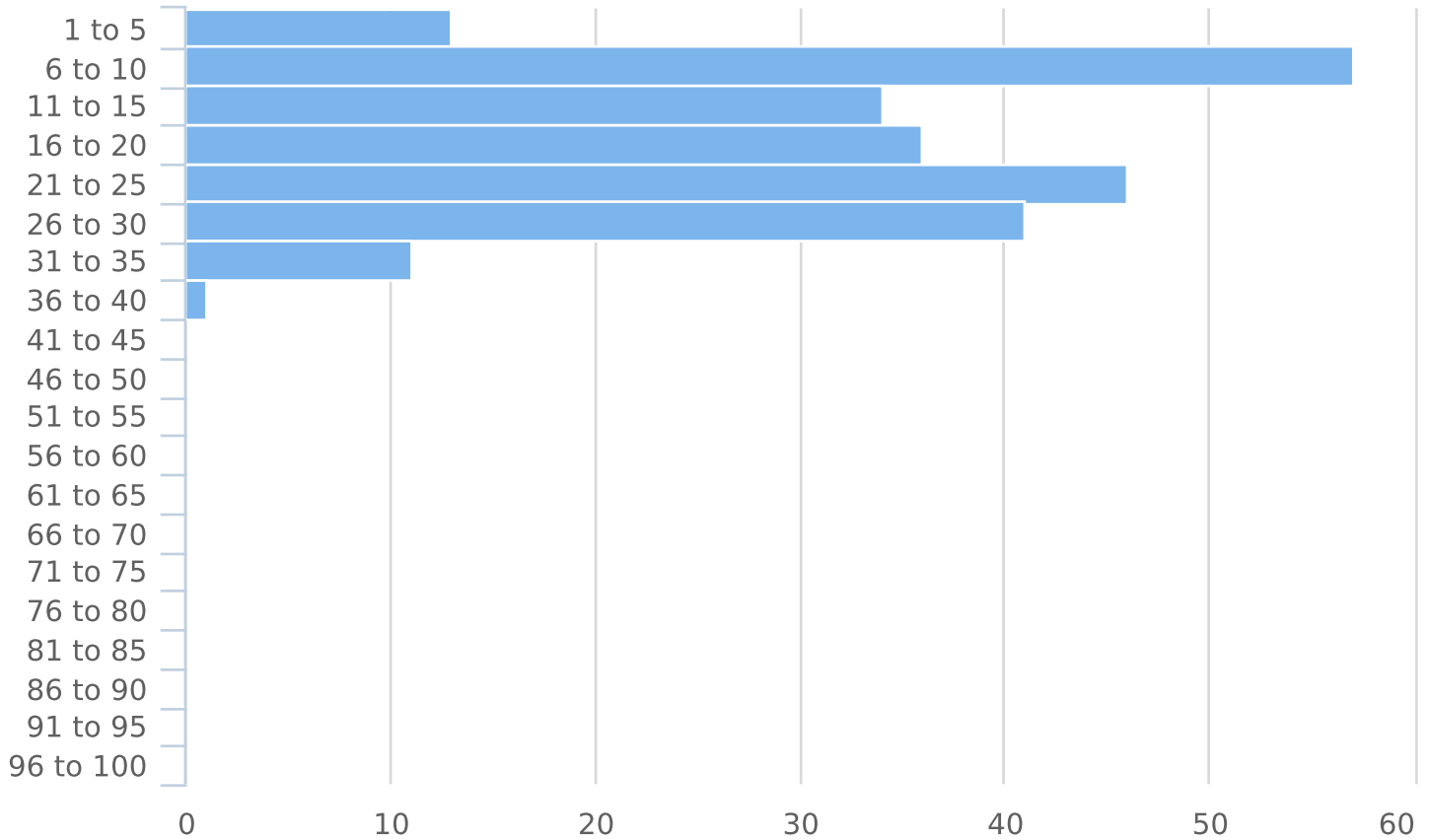
Speed Bins: Size 5, Range 1 to 100

Site: Cambridge Dr/Courtleigh Dr, WB

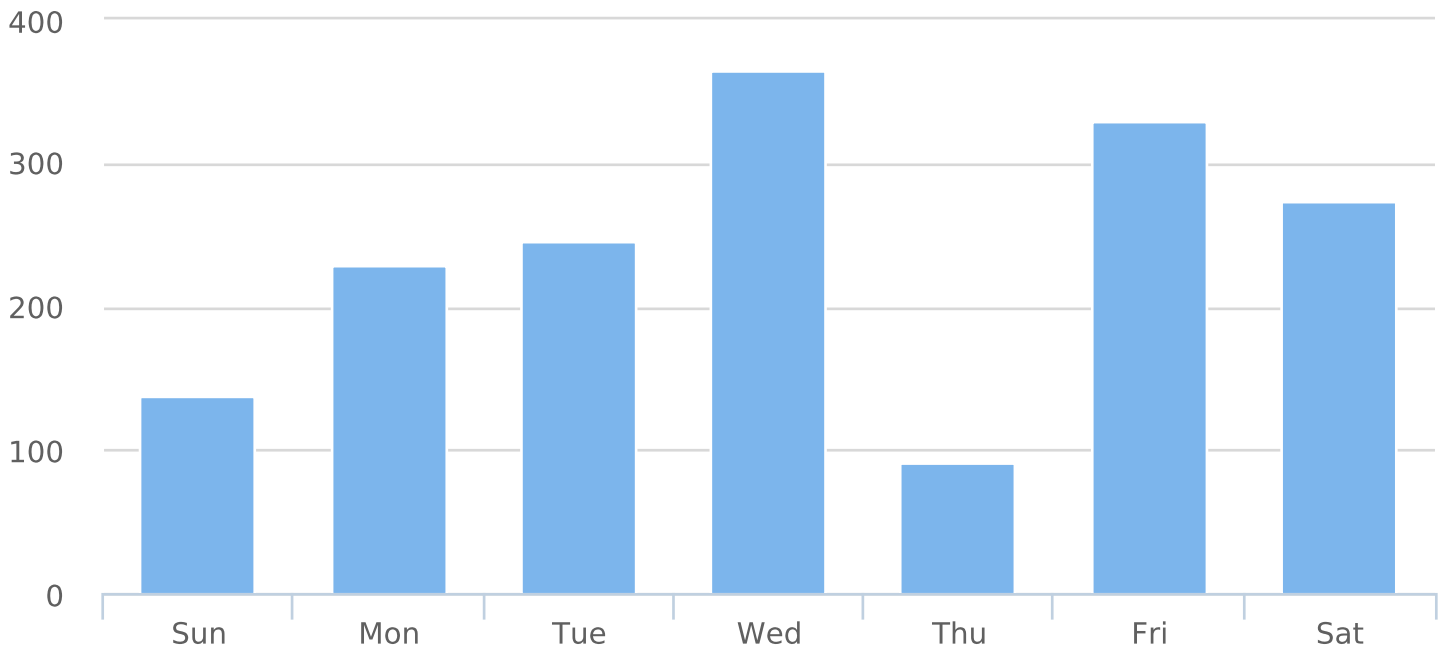
Time of Day: 0:00 to 23:59

Dates: 3/13/2020 to 3/19/2020

Average Vehicles by Speed Bin



Average Volume by Day of Week





Generated by Christopher Irwin from City of Dunwoody on Mar 20, 2020 at 8:3:1 AM

Time View: By Date (Total Volumes)  
Speed Bins: Size 5, Range 1 to 100  
Site: Cambridge Dr/Courtleigh Dr, WB

Time of Day: 0:00 to 23:59  
Dates: 3/13/2020 to 3/19/2020

Date	00:00	01:00	02:00	03:00	04:00	05:00	06:00	07:00	08:00	09:00	10:00	11:00	12:00	13:00	14:00	15:00	16:00	17:00	18:00	19:00	20:00	21:00	22:00	23:00	Total
3/13/2020	1	0	2	2	0	0	12	9	19	23	16	22	23	30	31	31	23	31	9	21	8	12	3	1	329
3/14/2020	1	2	1	0	0	0	3	2	4	16	20	51	25	18	31	21	15	19	14	8	6	11	2	4	274
3/15/2020	0	0	2	0	0	0	0	4	2	9	13	15	9	4	11	11	18	14	10	7	3	4	2	0	138
3/16/2020	0	0	0	1	0	1	15	7	5	24	14	14	11	29	8	16	16	28	15	15	4	3	0	2	228
3/17/2020	0	0	0	1	0	1	17	10	8	5	13	10	13	18	25	30	16	43	14	8	10	4	0	0	246
3/18/2020	1	0	0	0	1	1	8	17	17	19	20	18	25	23	17	17	29	47	39	53	10	2	1	0	365
3/19/2020	0	0	0	0	2	1	13	10	16	11	17	21	0	0	0	0	0	0	0	0	0	0	0	0	91
<b>Total #</b>	<b>3</b>	<b>2</b>	<b>5</b>	<b>4</b>	<b>3</b>	<b>4</b>	<b>68</b>	<b>59</b>	<b>71</b>	<b>107</b>	<b>113</b>	<b>151</b>	<b>106</b>	<b>122</b>	<b>123</b>	<b>126</b>	<b>117</b>	<b>182</b>	<b>101</b>	<b>112</b>	<b>41</b>	<b>36</b>	<b>8</b>	<b>7</b>	<b>1671</b>

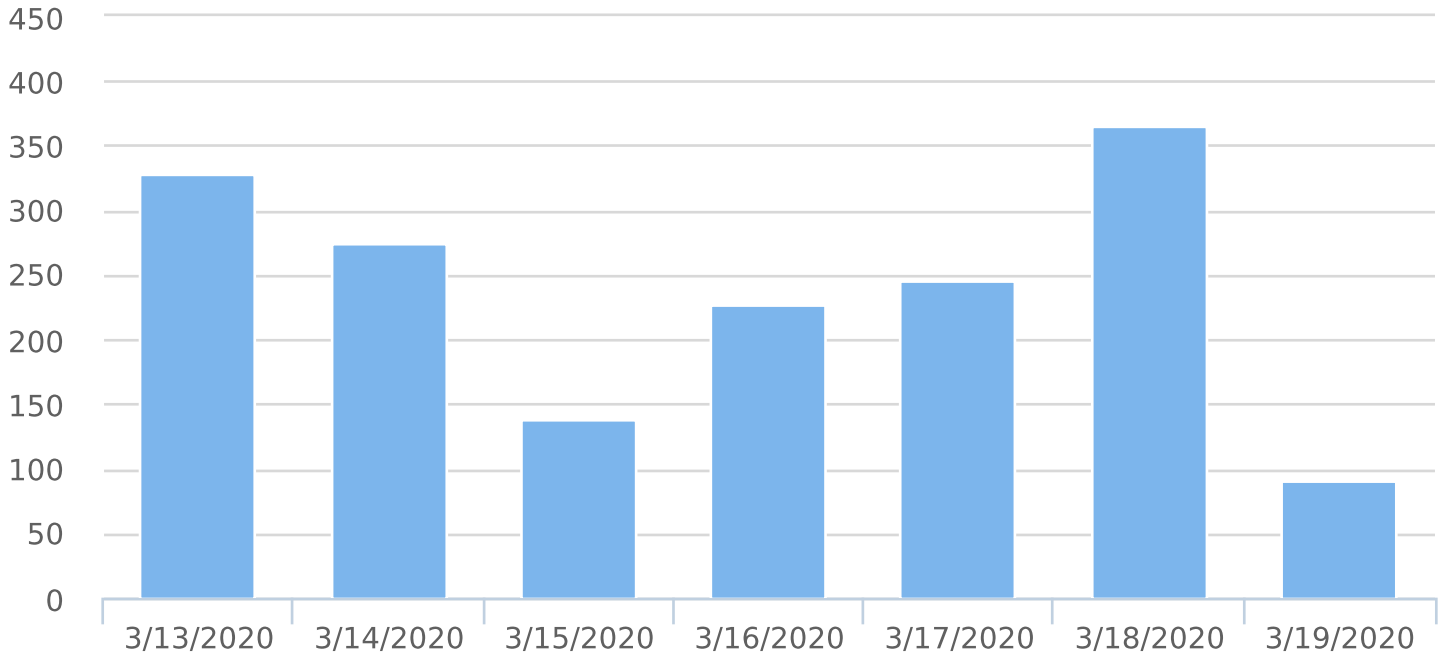


Generated by Christopher Irwin from City of Dunwoody on Mar 20, 2020 at 8:3:1 AM

Time of Day: 0:00 to 23:59  
Dates: 3/13/2020 to 3/19/2020

Time View: By Date (Total Volumes)  
Speed Bins: Size 5, Range 1 to 100  
Site: Cambridge Dr/Courtleigh Dr, WB

## Volume by Date





Generated by Christopher Irwin from City of Dunwoody on Mar 20, 2020 at 8:2:12 AM

Time View: By Day of Week (Avg Volumes)

Speed Bins: Size 5, Range 1 to 100

Site: Cambridge Dr/Courtleigh Dr, WB

Time of Day: 0:00 to 23:59

Dates: 3/13/2020 to 3/19/2020

Day of Week	00:00	01:00	02:00	03:00	04:00	05:00	06:00	07:00	08:00	09:00	10:00	11:00	12:00	13:00	14:00	15:00	16:00	17:00	18:00	19:00	20:00	21:00	22:00	23:00	Total
Sun	0	0	2	0	0	0	0	4	2	9	13	15	9	4	11	11	18	14	10	7	3	4	2	0	138
Mon	0	0	0	1	0	1	15	7	5	24	14	14	11	29	8	16	16	28	15	15	4	3	0	2	228
Tue	0	0	0	1	0	1	17	10	8	5	13	10	13	18	25	30	16	43	14	8	10	4	0	0	246
Wed	1	0	0	0	1	1	8	17	17	19	20	18	25	23	17	17	29	47	39	53	10	2	1	0	365
Thu	0	0	0	0	2	1	13	10	16	11	17	21	0	0	0	0	0	0	0	0	0	0	0	0	91
Fri	1	0	2	2	0	0	12	9	19	23	16	22	23	30	31	31	23	31	9	21	8	12	3	1	329
Sat	1	2	1	0	0	0	3	2	4	16	20	51	25	18	31	21	15	19	14	8	6	11	2	4	274
Avg #	0	0	1	1	0	1	10	8	10	15	16	22	15	17	18	18	17	26	14	16	6	5	1	1	239



Generated by Christopher Irwin from City of Dunwoody on Mar 20, 2020 at 8:2:12 AM

Time View: By Day of Week (Avg Volumes)

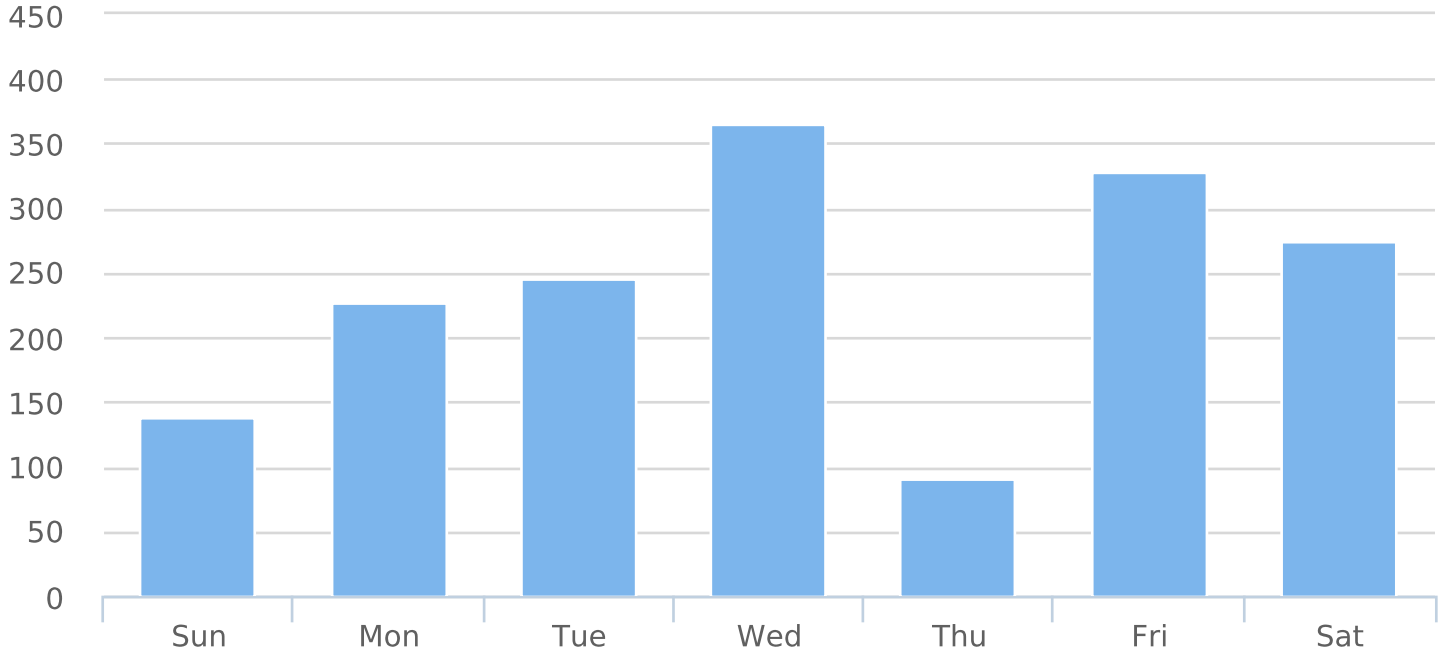
Speed Bins: Size 5, Range 1 to 100

Site: Cambridge Dr/Courtleigh Dr, WB

Time of Day: 0:00 to 23:59

Dates: 3/13/2020 to 3/19/2020

## Volume by Day





# Volume By Time Report

Generated by Christopher Irwin from City of Dunwoody on Mar 20, 2020 at 8:1:3 AM

Time View: By Week (Total Volumes)

Speed Bins: Size 5, Range 1 to 100

Site: Cambridge Dr/Courtleigh Dr, WB

Time of Day: 0:00 to 23:59

Dates: 3/13/2020 to 3/19/2020

Week	00:00	01:00	02:00	03:00	04:00	05:00	06:00	07:00	08:00	09:00	10:00	11:00	12:00	13:00	14:00	15:00	16:00	17:00	18:00	19:00	20:00	21:00	22:00	23:00	Total
3/8/2020	2	2	3	2	0	0	15	11	23	39	36	73	48	48	62	52	38	50	23	29	14	23	5	5	603
3/15/2020	1	0	2	2	3	4	53	48	48	68	77	78	58	74	61	74	79	132	78	83	27	13	3	2	1068
<b>Total #</b>	<b>3</b>	<b>2</b>	<b>5</b>	<b>4</b>	<b>3</b>	<b>4</b>	<b>68</b>	<b>59</b>	<b>71</b>	<b>107</b>	<b>113</b>	<b>151</b>	<b>106</b>	<b>122</b>	<b>123</b>	<b>126</b>	<b>117</b>	<b>182</b>	<b>101</b>	<b>112</b>	<b>41</b>	<b>36</b>	<b>8</b>	<b>7</b>	<b>1671</b>



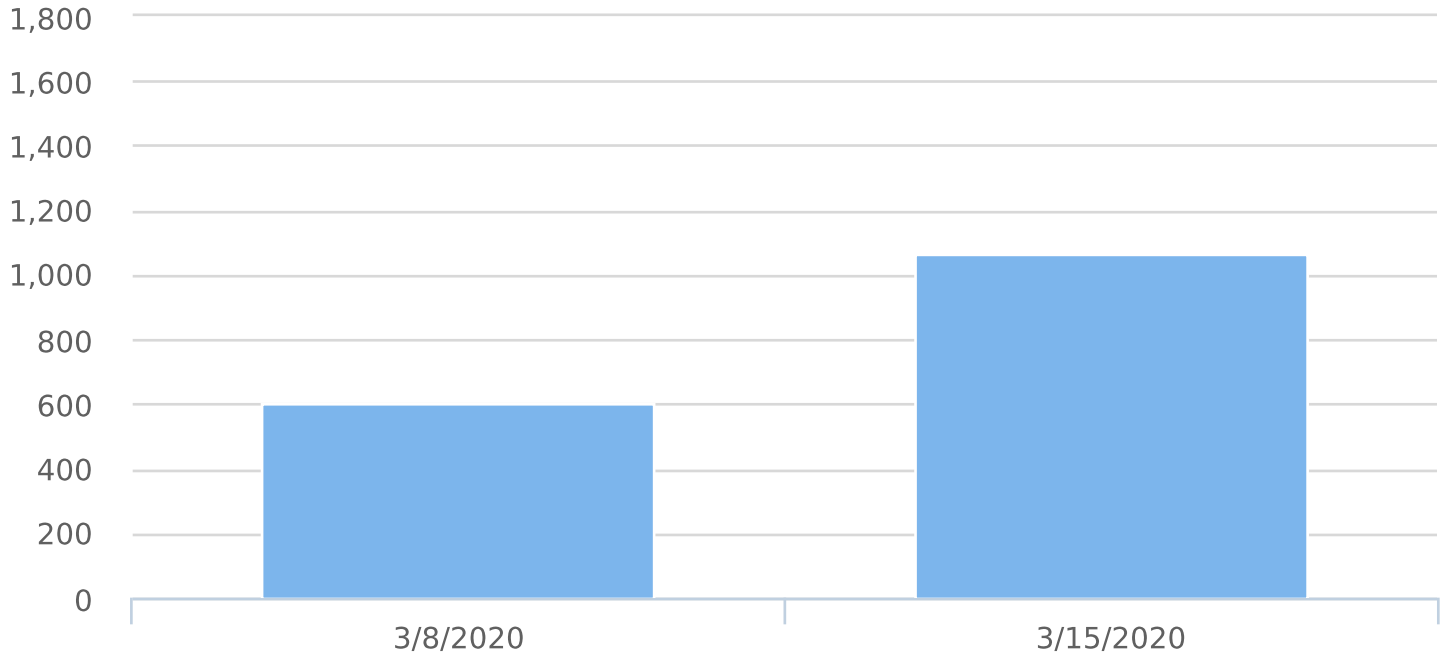
Generated by Christopher Irwin from City of Dunwoody on Mar 20, 2020 at 8:1:3 AM



Time of Day: 0:00 to 23:59  
Dates: 3/13/2020 to 3/19/2020

Time View: By Week (Total Volumes)  
Speed Bins: Size 5, Range 1 to 100  
Site: Cambridge Dr/Courtleigh Dr, WB

## Volume by Week



Generated by Christopher Irwin from City of Dunwoody on Mar 20, 2020 at 7:56:5 AM



Time View: By Hour (Total Volumes)

Speed Bins: Size 5, Range 1 to 100

Site: Cambridge Dr/Courtleigh Dr, WB

Time of Day: 0:00 to 23:59

Dates: 3/13/2020 to 3/19/2020

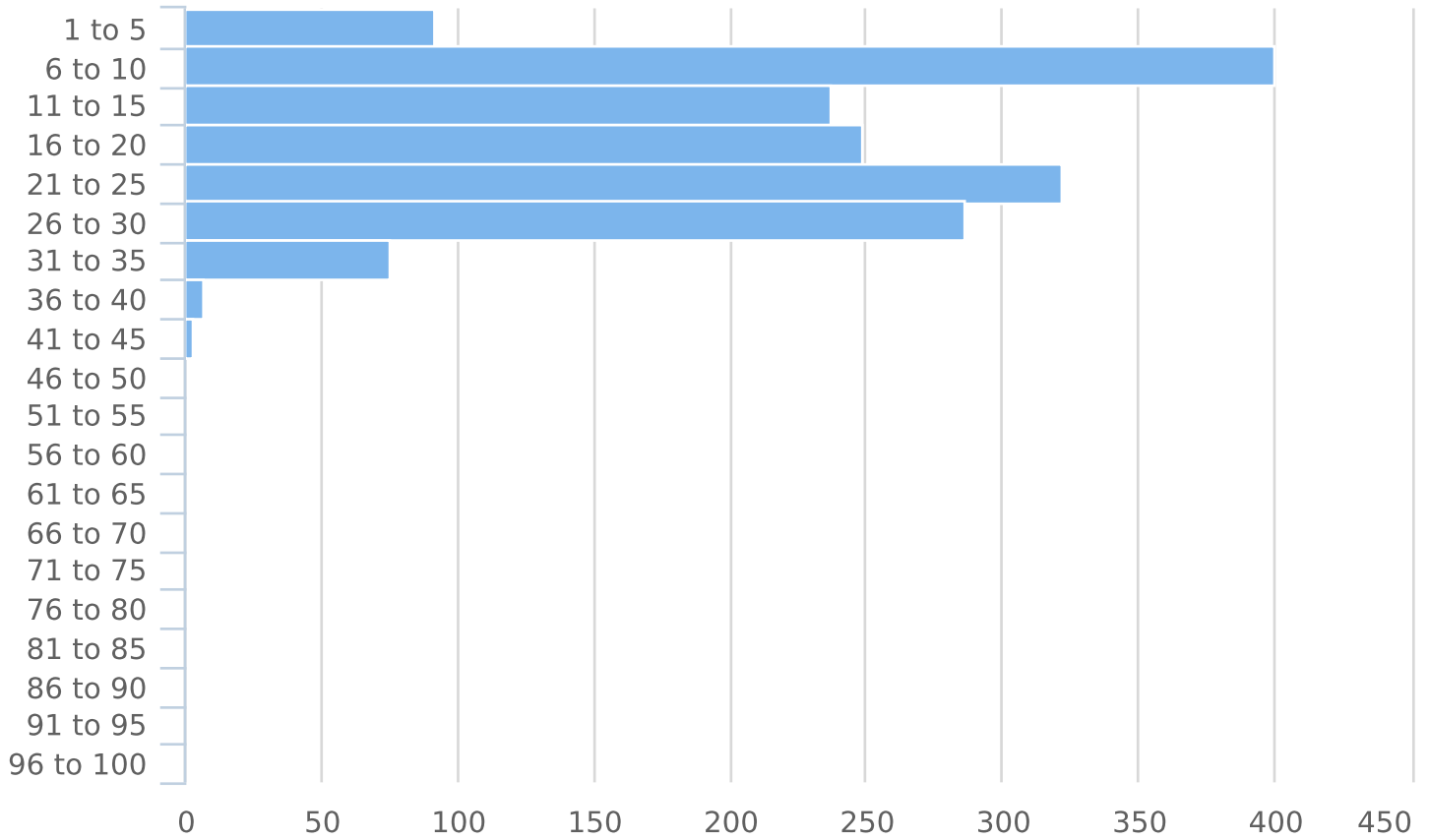
Hour	Spd Lim	1 to 5	6 to 10	11 to 15	16 to 20	21 to 25	26 to 30	31 to 35	36 to 40	41 to 45	46 to 50	51 to 55	56 to 60	61 to 65	66 to 70	71 to 75	76 to 80	81 to 85	86 to 90	91 to 95	96 to 100	Avg Spd	Total #
0:00	25	0	0	0	0	1	1	1	0	0	0	0	0	0	0	0	0	0	0	0	0	29.3	3
1:00	25	0	0	0	0	0	0	2	0	0	0	0	0	0	0	0	0	0	0	0	0	33.0	2
2:00	25	0	0	1	0	1	3	0	0	0	0	0	0	0	0	0	0	0	0	0	0	23.7	5
3:00	25	0	0	1	0	1	2	0	0	0	0	0	0	0	0	0	0	0	0	0	0	24.3	4
4:00	25	0	0	0	0	1	2	0	0	0	0	0	0	0	0	0	0	0	0	0	0	25.5	3
5:00	25	0	1	0	0	1	2	0	0	0	0	0	0	0	0	0	0	0	0	0	0	21.3	4
6:00	25	3	18	4	7	15	16	5	0	0	0	0	0	0	0	0	0	0	0	0	0	19.0	68
7:00	25	2	7	1	6	25	15	3	0	0	0	0	0	0	0	0	0	0	0	0	0	22.9	59
8:00	25	3	9	8	10	14	21	5	1	0	0	0	0	0	0	0	0	0	0	0	0	22.6	71
9:00	25	4	21	21	14	24	21	2	0	0	0	0	0	0	0	0	0	0	0	0	0	17.9	107
10:00	25	7	27	13	22	18	20	6	0	0	0	0	0	0	0	0	0	0	0	0	0	17.7	113
11:00	25	10	34	23	25	26	25	8	0	0	0	0	0	0	0	0	0	0	0	0	0	18.6	151
12:00	25	5	28	17	14	23	19	0	0	0	0	0	0	0	0	0	0	0	0	0	0	17.3	106
13:00	25	12	33	22	16	19	14	6	0	0	0	0	0	0	0	0	0	0	0	0	0	17.0	122
14:00	25	7	36	18	23	17	15	6	0	1	0	0	0	0	0	0	0	0	0	0	0	16.3	123
15:00	25	3	22	14	20	32	21	10	3	1	0	0	0	0	0	0	0	0	0	0	0	20.0	126
16:00	25	4	28	15	16	25	24	4	1	0	0	0	0	0	0	0	0	0	0	0	0	18.2	117
17:00	25	16	55	32	30	25	21	3	0	0	0	0	0	0	0	0	0	0	0	0	0	15.5	182
18:00	25	8	31	19	11	16	14	2	0	0	0	0	0	0	0	0	0	0	0	0	0	17.0	101
19:00	25	5	35	20	21	18	9	4	0	0	0	0	0	0	0	0	0	0	0	0	0	16.5	112
20:00	25	3	7	5	6	10	9	0	1	0	0	0	0	0	0	0	0	0	0	0	0	20.2	41
21:00	25	0	6	3	6	8	8	4	0	1	0	0	0	0	0	0	0	0	0	0	0	21.0	36
22:00	25	0	1	0	0	2	2	2	1	0	0	0	0	0	0	0	0	0	0	0	0	28.0	8
23:00	25	0	1	0	2	0	2	2	0	0	0	0	0	0	0	0	0	0	0	0	0	25.3	7
<b>Total #</b>		92	400	237	249	322	286	75	7	3	0	0	0	0	0	0	0	0	0	0	0	21.2	1671



Time of Day: 0:00 to 23:59  
 Dates: 3/13/2020 to 3/19/2020

Time View: By Hour (Total Volumes)  
 Speed Bins: Size 5, Range 1 to 100  
 Site: Cambridge Dr/Courtleigh Dr, WB

Total Vehicles by Speed Bin



Total Volume by Hour

