



2023 CITATIONS REPORT

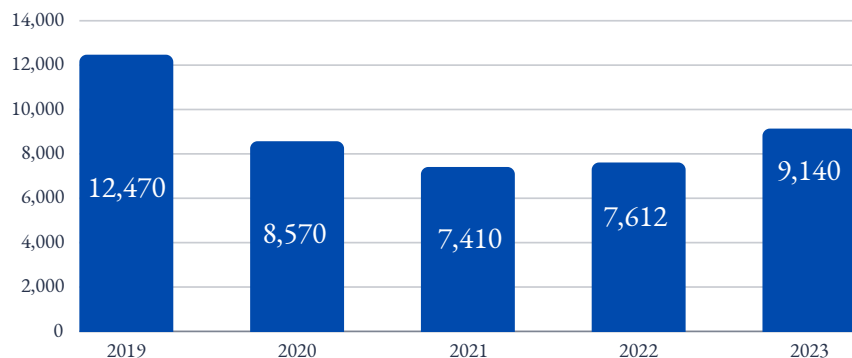
CITY OF DUNWOODY POLICE DEPARTMENT

2023 CITATIONS

DUNWOODY POLICE



FIGURE 1: CITATIONS BY YEAR

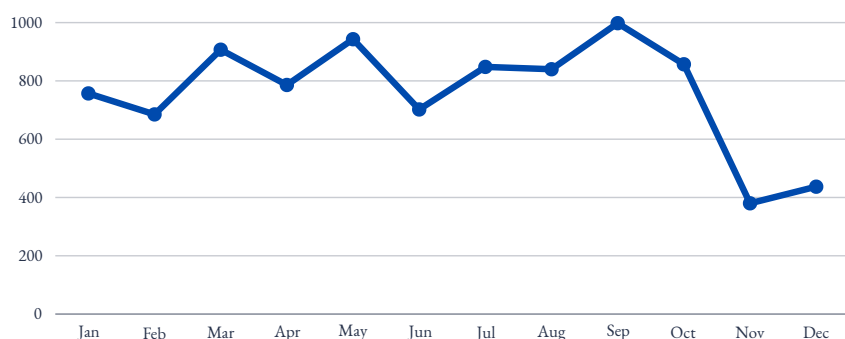


CITATIONS REPORT

The City of Dunwoody wrote 9,140 citations in 2023, a 20% increase from 2022. Between 2019 and 2023, the number of citations written decreased by 27%. Data can be seen in Figure 1.

Figures 2-4 break down the number of citations written by month, day of week, and hour of day.

FIGURE 2: CITATIONS BY MONTH



Citations begin increasing after 0500hrs and begin decreasing after 0800hrs, which is recorded as the peak hour for citations as shown in Figure 4. When combined day of week and hour of day, Wednesdays 0900-1000hrs had the most written citations in 2023.

FIGURE 3: CITATIONS BY DAY OF WEEK

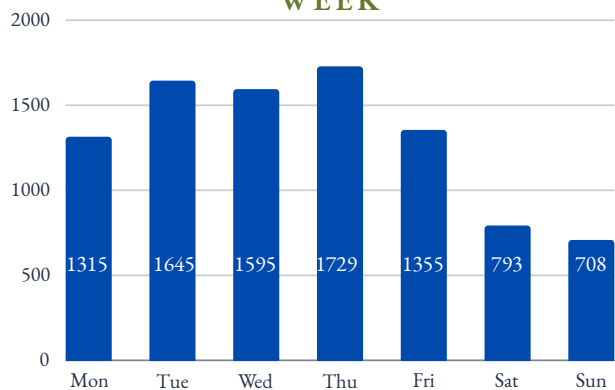
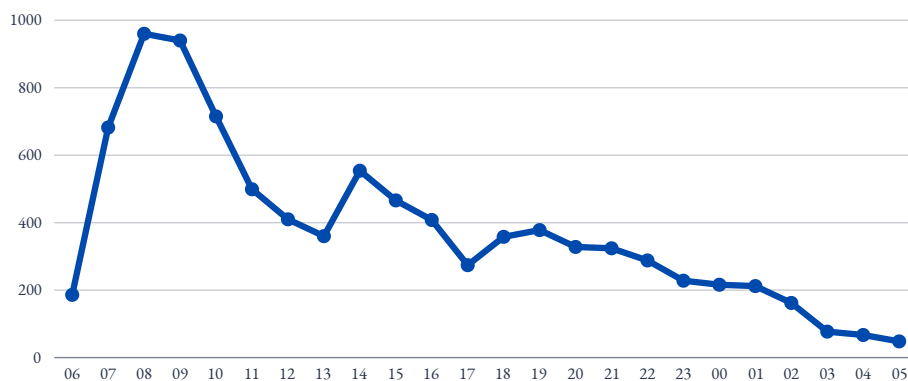


FIGURE 4: CITATIONS BY HOUR OF DAY



PAGE 1

9,140
2023

7,612
2022

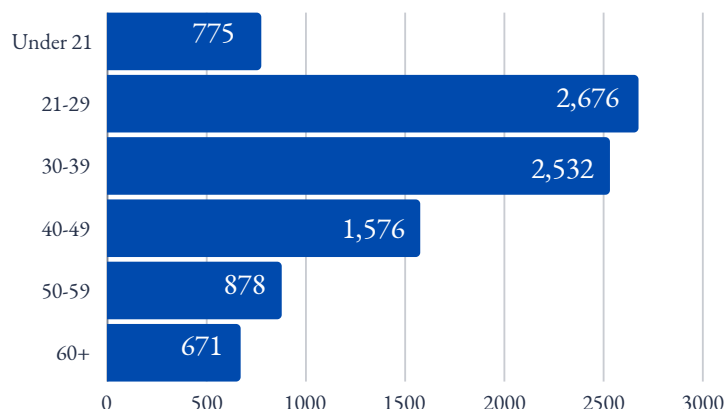
↑ 20%

2023 CITATIONS

DUNWOODY POLICE



FIGURE 5: CITATIONS BY AGE GROUP



CITATION DEMOGRAPHICS

The figures on this page highlight age, gender, and race of persons who received citations in 2023. The age group 21-29 received the highest number of citations, comprising 29% of all citations.

A breakdown of gender can be found in the pie chart to the left. 5,369 citations were written to males, and 3,713 citations were written to females.

FIGURE 6: CITATIONS BY RACE

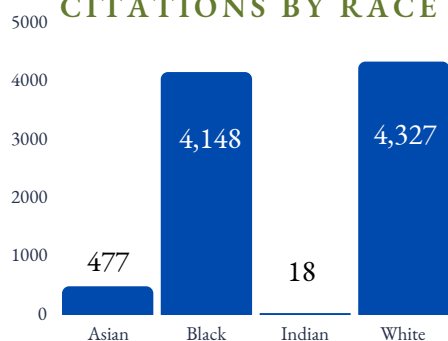
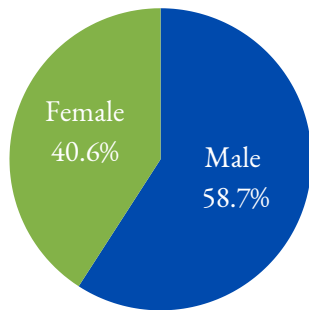


FIGURE 7: CITATIONS BY GENDER



A breakdown of race can be found in the bar chart to the left. The majority of citations were written to Black and White persons. Black persons accounted for 45.4% of all citations written, and White persons accounted for 47.3%.

The top charges and location of citations can be found on pages 3-4.

TABLE 1: CITATIONS BY AGE, GENDER, AND RACE

	White		Black		Asian		Indian		Unknown	
	Male	Female	Male	Female	Male	Female	Male	Female	Male	Female
Under 21	313	204	116	112	15	9	0	0	4	1
21-29	675	361	809	687	78	31	3	0	18	7
30-39	604	417	757	547	100	55	8	1	18	17
40-49	464	341	374	265	70	35	0	4	14	6
50-59	307	176	199	106	33	23	0	2	20	6
60+	254	207	96	78	17	11	0	0	3	4

*The figures on this page do not contain all 9,140 citations due to missing data in one or more fields.

9,140
2023

7,612
2022

↑ 20%

2023 CITATIONS

DUNWOODY POLICE



TABLE 2: TOP 20 LOCATION OF CITATIONS

LOCATION	COUNT	%
285WB/ASHFORD DUNWOODY RD	424	4.64
ASHFORD DUNWOODY RD/PERIMETER CTR E	371	4.06
285WB/CHAMBLEE DUNWOODY RD	358	3.92
WOMACK RD/MILL STREAM CT	303	3.32
ASHFORD DUNWOODY RD/HAMMOND DR	274	3.00
285EB/CHAMBLEE DUNWOODY RD	226	2.47
4400 ASHFORD DUNWOODY RD	220	2.41
285EB/ASHFORD DUNWOODY RD	195	2.13
ASHFORD DUNWOODY RD/PERIMETER CTR W	193	2.11
285WB/N PEACHTREE RD	172	1.88
MEADOW LANE RD/PERIMETER CTR PL	169	1.85
CHAMBLEE DUNWOODY RD/COTILLION DR	156	1.71
CHAMBLEE DUNWOODY RD/MOUNT VERNON RD	152	1.66
4755 N PEACHTREE RD	144	1.58
CHAMBLEE DUNWOODY RD/BOXWOOD PL	141	1.54
WINTERS CHAPEL RD/PEACHTREE INDUSTRIAL BLVD	137	1.50
ASHFORD DUNWOODY RD/MEADOW LANE RD	132	1.44
PEELER RD/WINDWOOD DR	111	1.21
ASHFORD DUNWOODY RD/RAVINIA PKWY	103	1.13
TILLY MILL RD/W MADISON DR	98	1.07
TOTAL	4,079	44.63

PAGE 3

9,140
2023

7,612
2022

↑ 20%

2023 CITATIONS

DUNWOODY POLICE



TABLE 3: TOP 20 TYPES OF CITATIONS

TOP 20 CHARGES	CODE	COUNT	%
SPEEDING	40-6-181	1,520	16.63
OBEDIENCE TO TRAFFIC-CONTROL DEVICES	40-6-20	746	8.16
EXPIRED TAG	40-2-8	672	7.35
FOLLOWING TOO CLOSE	40-6-49	625	6.84
NO INSURANCE	40-6-10	473	5.18
DRIVER TO USE DUE CARE, USE OF PHONE OR RADIO	40-6-241	451	4.93
IMPROPER LANE USAGE	40-6-48	384	4.20
DRIVING WHILE LICENSE SUSPENDED/REVOKED	40-5-121	292	3.19
SUSPENDED REGISTRATION	40-6-15	271	2.96
DRIVING WHILE UNLICENSED	40-5-20	265	2.90
SHOPLIFTING	16-8-14	236	2.58
WINDOW TINT VIOLATION	40-8-73.1	234	2.56
DRUG: MARIJUANA-POSSESS LESS THAN 1 OZ- MISD (CITATION ONLY)	16-13-2B	205	2.24
CHANGE NAME/ADDRESS WITHIN 60 DAYS	40-5-33	141	1.54
DISORDERLY CONDUCT	16-11-39, 24-1, 5311	141	1.54
PROHIBITED PARKING	B-4-6	121	1.32
EXPIRED OR NO LICENSE PLATES OR DECAL	40-2-20	115	1.26
FAIL TO YIELD TURNING LEFT	40-6-71	109	1.19
STOP SIGN OR YIELD SIGNS	40-6-72	103	1.13
UNSAFE TURN / LANE CHANGE	40-6-123(A)	86	0.94
TOTAL		7,190	78.67

PAGE 4

9,140
2023

7,612
2022

↑ 20%