



CITY OF DUNWOODY Quarterly Department Report

City of
Dunwoody
Georgia

Q3 2023

3Q Accolades

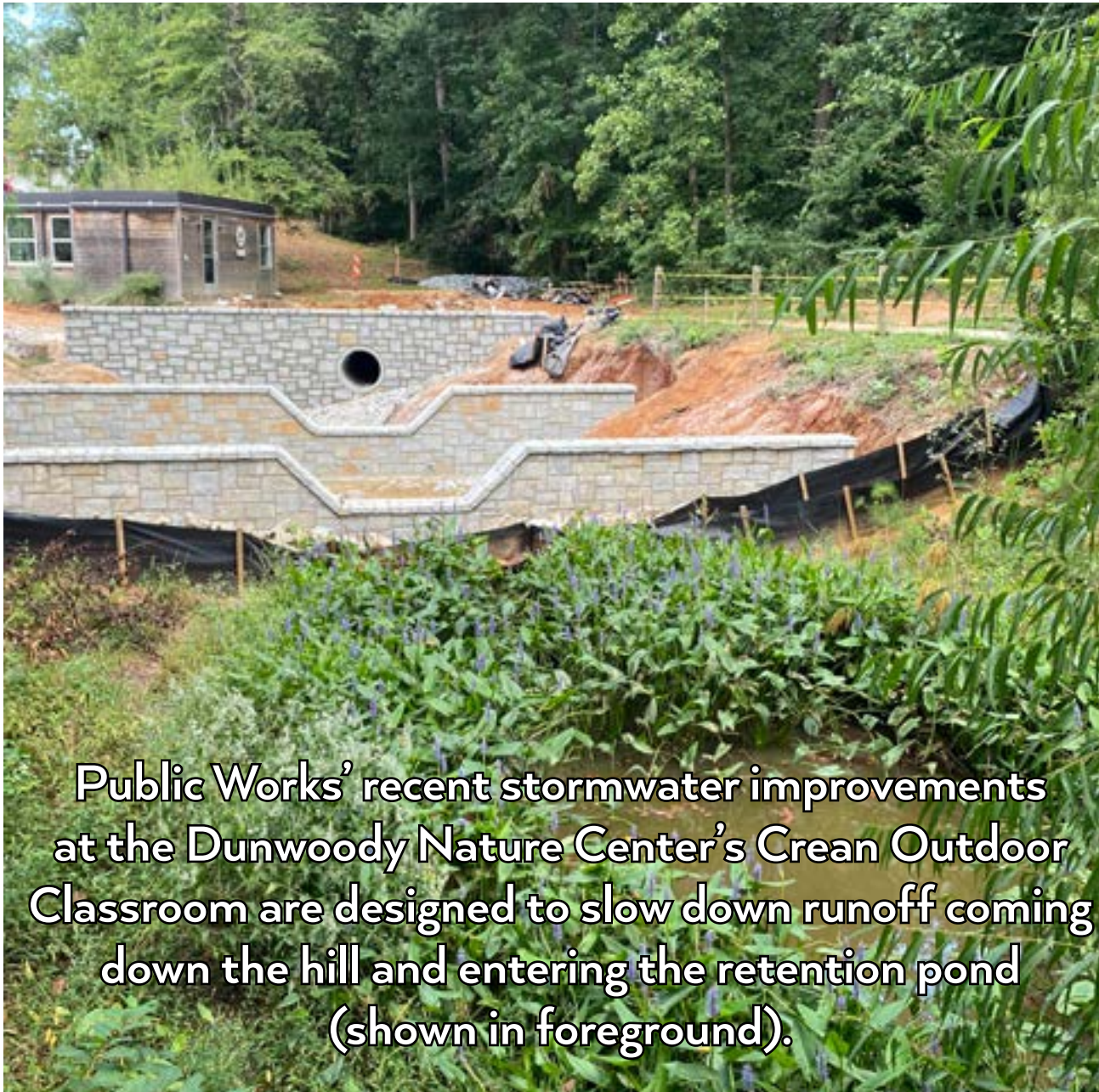
Technology Director Ginger LePage received the Spirit of GMIS award from Georgia GMIS (Government Management Information Sciences) in May and the Rising Star award from GMIS International in August.



Awards from Georgia Recreation and Park Association District 6 Banquet: Kate Borden received the **Recreation Programming Network Award**; Rachel Waldron received the **Distinguished Professional Award**; and the department received the **Outstanding Special Event Award** for our hard work on the annual Holiday Lights event; and finally, the **Agency of the Year Award**, for the third year in a row.



Dunwoody Police Chief Billy Grogan was named Outstanding Chief of the year by the Georgia Association of Chiefs of Police in July 2023.



Public Works' recent stormwater improvements at the Dunwoody Nature Center's Crean Outdoor Classroom are designed to slow down runoff coming down the hill and entering the retention pond (shown in foreground).

Projects Started This Quarter

- Ashford Dunwoody Path Phase 1 Construction
- Gateway Signs Construction

Ongoing Projects This Quarter

- Dunwoody Nature Center Eco-Classroom Stormwater Improvements
- Citywide Pavement Condition Assessment
- Georgetown Gateway
- Chamblee Dunwoody at Womack Intersection Improvement
- Dunwoody Road Sidewalk

Finished Projects This Quarter:

- Vermack Road Path at Dunwoody High School Phase 1
- 2023 Pavement Resurfacing
- Vanderlyn Drive Sidewalk Extension

Upcoming Dates

- November 4 - Great Dunwoody Cleanup

PUBLIC WORKS

Item	Miles of road paved/ repaved.														
Year	2010	2011	2012	2013	2014	2015	2016	2017	2018	2019	2020	2021	2022	2023	
Annual	5	19	16	24	6	16	25	31	17	21	17	18	15	16	
Total	5	24	39	63	69	85	111	142	159	179	197	215	230	245	
Percent	2%	8%	13%	21%	23%	28%	36%	47%	52%	59%	65%	71%	76%	81%	

Item	Feet of sidewalks built.														
Year	2011	2012	2013	2014	2015	2016	2017	2018	2019	2020	2021	2022	2023		
Annual	3,100	7,530	14,182	9,885	7,525	11,715	2,220	2,470	4,880	300	10,600	975	2,075		
Total	3,100	10,630	24,812	34,697	42,222	53,937	56,157	58,627	63,507	63,807	74,407	75,382	77,457		



Item	Number of service requests.															
Mon.	Jan	Feb	Mar	YTD	Apr	May	June	YTD	Jul	Aug	Sept	YTD	Oct	Nov	Dec	Year
2017	25	46	57	128	17	53	99	297	69	62	53	481	10	20	18	529
2018	60	70	54	184	49	82	80	395	48	75	80	598	49	47	43	737
2019	32	27	34	93	55	60	47	255	39	70	73	437	65	29	41	572
2020	65	50	92	207	56	50	60	373	62	93	51	579	84	62	31	756
2021	56	54	50	160	76	57	60	353	74	67	80	574	47	56	39	716
2022	43	44	43	130	59	54	53	296	65	69	59	489	53	43	49	634
2023	74	66	57	197	65	83	52	397	60	57	92	606				

Item	Number of storm water service requests.															
Mon.	Jan	Feb	Mar	YTD	Apr	May	Jun	YTD	Jul	Aug	Sept	YTD	Oct	Nov	Dec	Year
2017	15	6	4	25	9	6	11	51	14	8	6	79	15	12	2	108
2018	0	7	10	17	7	6	3	33	7	10	10	60	8	6	6	80
2019	8	1	3	12	6	6	10	34	5	4	4	47	6	7	4	64
2020	20	11	16	47	15	11	14	87	24	79	34	224	22	11	5	262
2021	12	6	17	35	19	18	10	82	13	8	23	126	6	7	8	147
2022	8	6	16	30	11	7	10	58	5	13	4	80	7	7	10	104
2023	12	9	6	27	8	7	9	51	14	7	14	86				



Projects Started This Quarter

- “Après Ski” Holiday Lights proposal received and approved for December’s display. The light display will be held at Brook Run Park, December 1 - 31. A “Dunwoody” and “15” will be included in the display entrance at the playground to honor the City’s 15th year anniversary. This annual event was deemed District 6 Outstanding Special Event of the year by the Georgia Recreation and Parks Association.

Ongoing Projects This Quarter

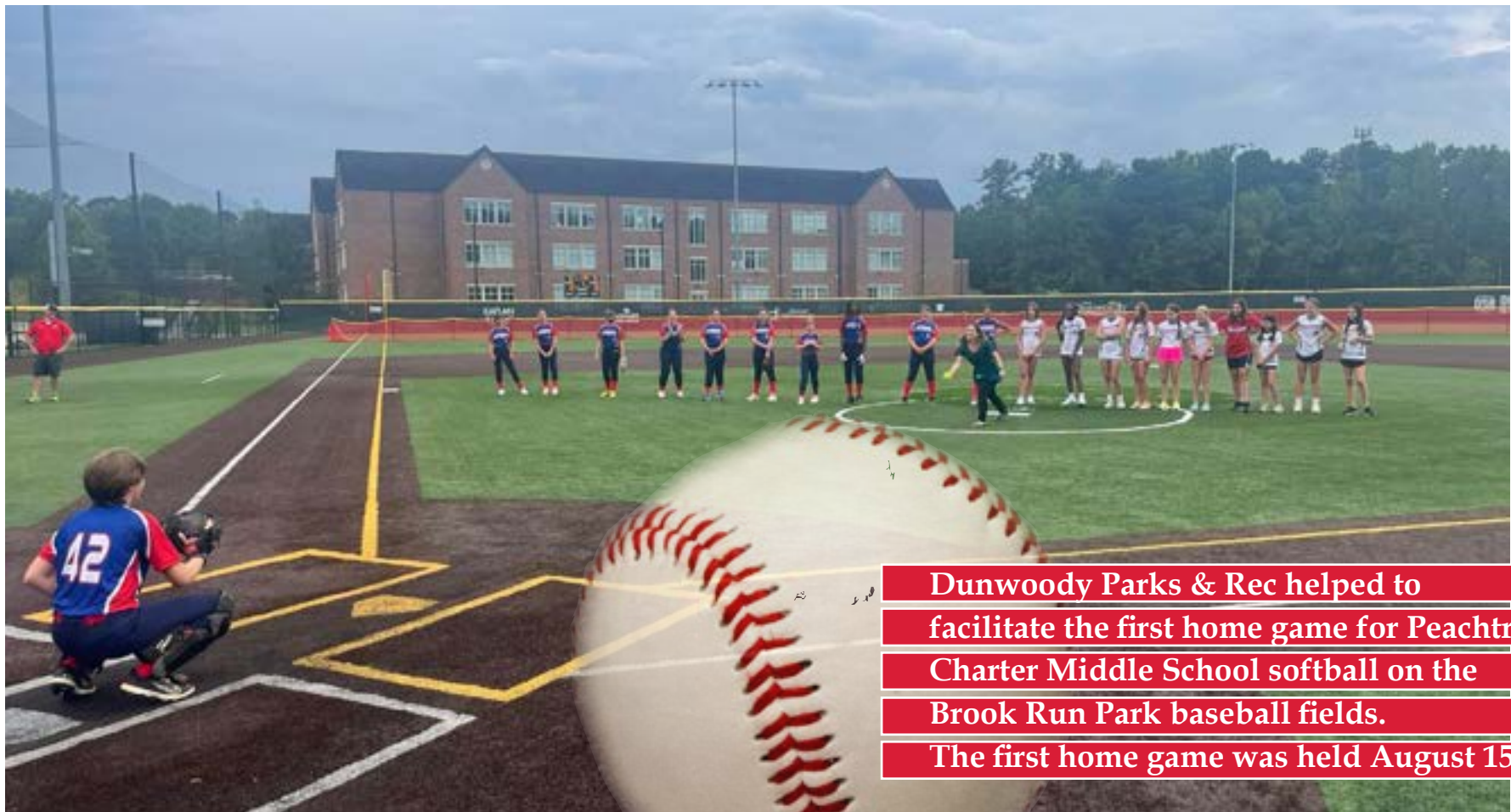
- The sister sculpture to Grounded Growth at Brook Run Park is in the final stages. The 15-foot sculpture features seating for 16 along flower petal benches, plus a single artistic flower. The ribbon cutting is scheduled for October 19 before Dunwoody Food Truck Thursday.
- The Vietnam Veterans Memorial groundbreaking was held September 12th, in partnership with Vietnamese American Community of Georgia and the Atlanta Vietnam Veterans Business Association. The memorial at Brook Run Park features an American Infantry soldier and a soldier from the former Republic of South Vietnam standing side by side.

Finished Projects This Quarter

- The L.E.A.F. Parks and Rec Guide for Fall/Winter '23 was released the week of September 4. The seasonal guide includes all events and programming, a new therapeutic recreation program; youth basketball league through a partnership with Dunwoody Baptist Church; a Youth Athletic Conditioning session at Homecoming Park; Dunwoody Arts & Culture Month; and Diwali in Dunwoody.
- The sponsors and candy vendors are secured for Truck or Treat on October 26. The event marks the close of the Dunwoody Food Truck Thursday season and includes food trucks, live music, and table vendors. The event is produced by Dunwoody Parks and Recreation, Dunwoody Homeowner’s Association, and Dunwoody Police Department.

Item	Number of Park - related night and weekend events (Started Tracking in 2019)															
Mon.	Jan	Feb	Mar	YTD	Apr	May	Jun	YTD	Jul	Aug	Sept	YTD	Oct	Nov	Dec	Year
2019	NA	NA	NA	0	NA	NA	NA	0	2	3	2	7	3	1	1	12
2020	1	3	0	4	0	0	0	4	0	0	0	4	1	1	1	7
2021	1	0	0	1	0	2	1	4	2	2	1	9	0	2	1	12
2022	0	3	1	4	1	3	2	10	2	3	1	16	3	1	1	21
2023	1	2	1	4	1	3	2	10	3	2	3	18				

Item	Number of Park service requests.															
Mon.	Jan	Feb	Mar	YTD	Apr	May	Jun	YTD	Jul	Aug	Sept	YTD	Oct	Nov	Dec	Year
2020	2	0	0	2	4	6	2	14	5	4	7	30	7	7	4	48
2021	25	37	42	104	24	26	19	173	25	32	28	258	8	5	6	277
2022	1	2	12	15	10	17	5	47	7	11	5	70	11	7	3	91
2023	4	5	3	12	3	9	5	29	9	3	9	53				



Dunwoody Parks & Rec helped to facilitate the first home game for Peachtree Charter Middle School softball on the Brook Run Park baseball fields. The first home game was held August 15.



click to watch VIDEO



The Vietnam Veterans Memorial groundbreaking was held September 12, in partnership with Vietnamese American Community of Georgia and the Atlanta Vietnam Veterans Business Association. The memorial at Brook Run Park features an American Infantry soldier and a soldier from the former Republic of South Vietnam standing side by side. More than 150 guests attended the groundbreaking ceremony.



click to
READ ONLINE



July 2023

Parks & Recreation Month programming engaged with MORE than 2,500 members of the community with events including Pics in the Park, Groovin' on the Green, B at the Movies events, and a National Ice Cream Day pop-up.



Projects Started This Quarter

- On August 15, the department started its 13th “Citizens’ Police Academy” course. Over twenty residents are enrolled in this important class. Graduation is scheduled for October 30 at the City Council Meeting.

Finished Projects This Quarter

- The department conducted several Distracted Driving details this quarter, issuing 49 citations, including 20 citations for hands-free violations. Multiple arrests were made.
- Officers participated in the annual July Fourth Parade, which is one of the largest Independence Day parades in the entire State of Georgia.
- On July 17, the department hosted a “Coffee with a Cop” community event at Crema Espresso Gourmet, where police officers and staff casually interacted with the public.
- Between July 17 - August 11, the department conducted a “Pack a Police Car” charity campaign to collect backpacks and new school supplies for local students. Storage bins full of supplies were hand delivered to each and every school inside the City of Dunwoody.
- On July 18-19, the department hosted GBI’s “Crime Analyst Training” for local law enforcement agencies at No. Shallowford Annex. Our own Crime Analyst participated in the training.
- On August 21, the department hosted Chamblee Police Department’s “Auto Theft Trends” course offered to all Metro Atlanta government personnel at North Shallowford Annex. Several of the department’s detectives participated in this valuable training and networking opportunity. Seats filled fast, and there was a waiting list. The department will host another course like this in the near future.
- On September 1, the department hosted Spike’s School’s “K-9 Medical Training” course at North Shallowford Annex for multiple first responder agencies. This live-action training is hands-on and prepares handlers to provide life-saving medical care to their K-9’s in the event of an emergency. K-9 Ranger, K-9 Hank and their handlers each attended this crucial training.

Item	Number of calls.															
Mon.	Jan	Feb	Mar	YTD	Apr	May	Jun	YTD	Jul	Aug	Sept	YTD	Oct	Nov	Dec	Year
2017	5,116	4,858	5,468	15,442	5,004	4,763	5,145	30,354	4,680	5,740	5,501	46,275	5,811	5,340	4,515	61,941
2018	4,536	4,115	5,367	14,018	5,020	5,097	5,206	29,341	5,220	5,259	4,822	44,642	5,034	4,855	4,972	59,503
2019	5,865	5,622	5,917	17,404	5,220	5,456	5,241	33,321	5,493	5,386	4,305	48,505	5,814	5,933	5,264	65,516
2020	5,777	5,659	5,171	16,607	3,168	3,875	4,350	28,000	4,778	5,683	4,747	43,208	5,388	4,092	4,529	57,217
2021	4,369	4,225	4,182	12,776	3,838	3,661	3,784	24,059	3,846	3,783	3,455	35,143	3,518	3,645	3,844	46,150
2022	3,782	3,167	3,380	10,329	3,281	3,461	3,468	20,539	3,439	3,563	3,465	31,006	3,422	3,380	3,430	41,238
2023	3,476	3,036	3,777	10,289	3,205	3,718	3,573	20,785	3,327	3,435	3,639	31,186				

Item	Number of Priority 1 calls (Calls that require immediate response)															
Mon.	Jan	Feb	Mar	YTD	Apr	May	Jun	YTD	Jul	Aug	Sept	YTD	Oct	Nov	Dec	Year
2017	28	36	34	98	37	39	36	210	28	34	41	313	39	40	42	434
2018	54	41	31	126	38	36	39	239	41	49	52	381	45	46	51	523
2019	37	31	51	119	56	56	58	289	52	60	57	458	68	41	60	627
2020	50	43	42	135	-	2	29	166	41	43	49	299	41	44	43	427
2021	54	50	53	157	45	34	44	280	40	35	33	388	38	43	37	506
2022	26	29	35	90	29	43	30	192	36	26	53	307	32	36	52	427
2023	39	33	36	108	35	51	48	242	50	53	48	393				



- On September 7-8, the department partnered with certified trainers to conduct a “Science of Suicide Prevention & Mental Health Resilience Training” for local first responders at North Shallowford Annex. This course provides cognitive and behavioral tools necessary to sustain a first responder’s mental health, build emotional resilience, and reduce the risk of suicide before a crisis point.
- On September 12, Officers conducted a “Teen Driving” education class at North Shallowford Annex for students aged 15-21. Content included basic Road Rules, Laws involving restricted driver’s licenses, DUI’s, and Traffic Stops. (academic only, no hands-on driving)
- National Night Out was held on September 14 at Brook Run Park. Vehicle and safety equipment demos were provided.
- On September 17, Officers attended Dunwoody’s Hispanic Heritage Celebration at The Lawn at Ashford Lane.




NATIONAL NIGHT OUT

- On September 18, the department conducted a free “Child Safety Seat Check” event in partnership with the Chamblee, Brookhaven Police Departments, and the National Highway Traffic Safety Administration at Brook Run Park. There were certified technicians on hand to check for proper car seat installation and provide safety instruction for parents/caregivers to keep children safe while traveling.
- On September 26, the department partnered with District Attorney Sherry Boston and her office staff in “National Store Walk Month”. The department took a walk through many of the major retail stores to unite against retail theft and crime.

Item	Number of alarm calls.															
Mon.	Jan	Feb	Mar	YTD	Apr	May	Jun	YTD	Jul	Aug	Sept	YTD	Oct	Nov	Dec	Year
2017	274	213	374	861	218	247	261	1,587	281	234	205	2,307	201	240	235	2,983
2018	245	268	297	810	293	301	301	1,705	322	277	287	2,591	270	274	273	3,408
2019	198	218	245	661	226	261	224	1,372	193	192	136	1,893	240	258	235	2,626
2020	205	205	154	564	130	128	162	984	160	167	163	1,474	197	182	195	2,048
2021	172	173	159	504	185	230	222	1,141	150	146	169	1,606	180	222	236	2,244
2022	229	155	190	574	178	176	198	1,126	167	202	204	1,699	180	183	267	2,329
2023	207	160	173	540	182	183	140	1,045	184	176	135	1,540				

Item	Number of Officer - initiated incidents.															
Mon.	Jan	Feb	Mar	YTD	Apr	May	Jun	YTD	Jul	Aug	Sept	YTD	Oct	Nov	Dec	Year
2017	3,040	2,825	3,159	9,024	3,765	2,612	3,069	18,470	2,467	3,652	3,464	28,053	3,869	3,438	2,501	37,861
2018	2,742	2,550	3,556	8,848	3,350	3,196	3,356	18,750	3,293	3,417	3,135	28,595	3,283	3,092	3,106	38,076
2019	4,249	3,998	4,184	12,431	3,431	3,519	3,446	22,827	3,984	3,903	2,852	33,566	3,879	4,015	3,258	44,718
2020	4,015	3,976	3,693	11,684	2,061	2,513	3,015	19,273	3,376	4,250	3,260	30,159	3,755	2,512	2,797	39,223
2021	2,772	2,789	2,526	8,087	2,184	1,934	1,933	14,138	2,066	1,986	1,762	19,952	1,765	1,895	1,982	25,594
2022	1,978	1,560	1,652	5,190	1,582	1,550	1,665	9,987	1,529	1,651	1,592	14,759	1,607	1,709	1,510	19,585
2023	1,649	1,448	1,903	5,000	1,475	1,721	1,634	9,830	1,580	1,412	1,813	14,635				

DPD hosted Spike's School's "K-9 Medical Training" course at North Shallowford Annex for multiple first responder agencies.



Officers conducted a "Teen Driving" education class at North Shallowford Annex for students aged 15-21.

Item	Number of Part 1 violent crimes.															
Mon.	Jan	Feb	Mar	YTD	Apr	May	Jun	YTD	Jul	Aug	Sept	YTD	Oct	Nov	Dec	Year
2017	4	9	3	16	3	4	3	26	7	6	2	41	6	6	8	61
2018	8	3	5	16	2	4	7	29	6	11	11	57	8	4	9	78
2019	4	3	3	10	8	9	4	31	5	3	10	49	5	3	10	67
2020	5	2	6	13	5	5	10	33	6	7	11	57	5	9	6	77
2021	5	4	8	17	7	9	11	44	8	9	11	72	5	9	7	93
2022	10	8	10	28	8	13	5	54	9	8	11	82	4	10	8	104
2023	7	7	6	20	11	7	5	43	11	8	5	67				

Item	Number of Part 1 property crimes.															
Mon.	Jan	Feb	Mar	YTD	Apr	May	Jun	YTD	Jul	Aug	Sept	YTD	Oct	Nov	Dec	Year
2017	161	147	137	445	136	166	124	871	166	200	193	1,430	173	216	200	2,019
2018	168	142	172	482	154	178	180	994	182	184	156	1,516	180	155	208	2,059
2019	167	170	157	494	153	134	176	957	163	161	150	1,431	179	154	211	1,975
2020	172	126	116	414	42	83	84	623	101	97	103	924	139	147	181	1,391
2021	148	132	128	408	109	101	122	740	116	109	107	1,072	99	120	139	1,430
2022	131	94	119	344	140	113	126	723	147	112	130	1,112	123	122	128	1,485
2023	121	117	166	404	136	187	173	900	157	166	143	1,366				



Projects Started This Quarter

- Work has started building out the new online system for permits, planning cases, code cases, and business licenses. The estimated completion is by Q3 2024.
- The Marcus Jewish Community Center has started construction on its campus-wide renovation project. The work has started on the pool area and is about to kick off for the pickleball courts.
- The Community Development Department has started accepting applications for the 2023 front yard tree planting program.
- The Planning and Zoning Division has started work on two text amendments. The first is requiring special land use permits for new drive-through facilities, while the second exempts fences from stream buffer requirements. Both amendments will be presented to the City Council on October 16.
- The renewal season for alcohol licenses has started and applications are due by November 30.

Ongoing Projects This Quarter

- Work on the Road Safety Action Plan is continuing. A draft report is expected to be released in November.
- Construction at High Street is progressing with all buildings topped out and phased opening likely to start in Q1 of 2024.
- The construction is progressing at the Campus 244 development. The vertical construction is proceeding for the Element Hotel while the parking deck is topped out.

Finished Projects This Quarter

- The first quick-build transportation safety project was implemented. A new sidewalk segment connects the existing sidewalk on Vanderlyn Drive with a pedestrian bridge leading to Lakesprings Drive.
- The City Council adopted an ordinance allowing medical cannabis dispensaries to operate in Dunwoody.
- The City Council has approved the rezoning and associated special land use permit for a storage facility at 4470 Chamblee Dunwoody Rd. The property owner has subsequently submitted a land disturbance permit application.

Item	Number of plans received for review.															
Mon.	Jan	Feb	Mar	YTD	Apr	May	Jun	YTD	Jul	Aug	Sept	YTD	Oct	Nov	Dec	Year
2017	80	110	184	374	162	136	240	912	187	238	132	1,469	176	149	101	1,895
2018	148	162	247	557	109	115	115	896	158	148	94	1,296	126	144	85	1,651
2019	132	102	117	351	58	71	75	555	137	128	114	934	91	58	55	1,138
2020	202	247	298	747	227	172	310	1,456	249	201	276	2,182	104	70	94	2,450
2021	165	149	224	538	162	138	147	985	157	202	145	1,489	151	130	122	1,892
2022	139	145	191	475	141	187	202	1,005	120	173	129	1,427	117	115	107	1,766
2023	119	123	154	396	120	154	147	817	163	166	143	1,289				

Item	Number of inspections requested.															
Mon.	Jan	Feb	Mar	YTD	Apr	May	Jun	YTD	Jul	Aug	Sept	YTD	Oct	Nov	Dec	Year
2017	223	351	468	1,042	151	363	291	1,847	309	315	391	2,862	359	373	283	3,877
2018	282	337	334	953	465	428	385	2,231	369	445	345	3,390	353	340	325	4,408
2019	166	158	170	494	562	497	357	1,910	188	189	170	2,457	348	353	397	3,555
2020	359	345	320	1,024	355	301	327	2,007	339	330	316	2,992	183	231	155	3,561
2021	444	631	561	1,636	583	511	563	3,293	560	496	512	4,861	543	488	448	6,340
2022	441	526	695	1,662	622	630	639	3,553	611	597	523	5,284	574	604	407	6,869
2023	417	464	469	1,350	515	421	474	2,760	423	498	439	4,120				



All patrons leaving this establishment with an alcoholic beverage do hereby take full responsibility to only consume an alcoholic beverage in the immediate entertainment district and any individual that leaves the permitted area with an alcoholic beverage is in violation of City Code and may be subject to a citation and/or fine.

Dunwoody





TREES ATLANTA

Front Yard Tree Planting Program

COMMUNITY DEVELOPMENT

Item	Number of permits issued.															
Mon.	Jan	Feb	Mar	YTD	Apr	May	Jun	YTD	Jul	Aug	Sept	YTD	Oct	Nov	Dec	Year
2017	92	74	83	249	100	125	121	595	129	129	110	963	106	101	75	1,245
2018	120	104	140	364	111	107	85	667	143	126	70	1,006	117	94	48	1,265
2019	114	106	103	323	89	136	92	640	112	128	117	997	115	70	58	1,240
2020	104	110	120	334	109	109	125	677	114	131	99	1,021	116	91	104	1,332
2021	99	135	190	424	130	107	123	784	114	153	95	1,146	153	92	84	1,475
2022	108	113	139	360	116	147	149	772	113	139	108	1,132	96	98	85	1,411
2023	97	72	134	303	100	104	120	627	117	148	117	1,009				

Item	Number of new code compliance complaints.															
Mon.	Jan	Feb	Mar	YTD	Apr	May	Jun	YTD	Jul	Aug	Sept	YTD	Oct	Nov	Dec	Year
2017	9	5	15	29	17	28	21	95	48	68	9	220	41	45	33	339
2018	19	23	16	58	29	29	31	89	38	42	22	102	18	15	50	185
2019	15	57	29	101	35	58	54	248	43	35	33	359	49	11	10	429
2020	17	24	54	95	57	92	112	356	60	80	38	534	46	9	24	613
2021	11	11	47	69	44	32	41	186	20	30	30	266	25	35	35	361
2022	46	38	30	114	60	57	80	311	64	78	51	504	35	29	24	592
2023	55	22	43	120	44	46	51	261	56	42	43	402				



Projects Started This Quarter

- Installed placemaking banners along the Winters Chapel Trail
- Designed Womack Mosaic banner
- Designed banners and restaurant maps for GCCMA conference
- Designed Dunwoody map for hotel guests and Perimeter workforce.
- Promoted Front Yard Trees, Hispanic Heritage Month Celebration, Electronics Recycling
- Vietnam Memorial Groundbreaking – Ceremony video, social video, press release

Ongoing Projects This Quarter

- Dunwoody Digest: The department distributed Summer edition in July, produced Fall edition
- Continued distribution of new resident welcome packets
- Created 30 graphics: July 4th parade, 285 merge, public art Inside Dunwoody, Back-to-school, National Dog Day, Vanderlyn sidewalk map, Womack crosswalk pilot project, Ballot Questions Open House, Nandina Lane closing, Spruill topping out, Patriot Day, Leash up Dunwoody, Dunwoody Digest “All for Fall” series, and more
- Print ads: Monthly calendar ads for Dunwoody Crier and Dunwoody Reporter
- Videos: Created 14 videos with 54K total views; 6 Council meetings with 1680 views on Facebook
 - Come on in! (Business ribbon-cutting videos): Grana, Aleman Vein Center
 - Winters Chapel Path Phase 1 ribbon cutting, Good Vibes unveiling, Vietnam War Memorial groundbreaking, High Street hard hat tour, Groovin’ on the Green, Dunwoody High School path, Leone Purcell’s 100th birthday, July 4th Parade, Dunwoody fire drill video
- Created 19 newsletters: D-news, Dunwoody Ambassadors, Inside Dunwoody
- Top posts: (Facebook) I-285 lanes reopening, (Twitter) Braving the rain July 4th Parade video, (Instagram) New Dunwoody High School path opening, (Linkedin) Front Yard Trees program



Display ad with placements in Atlanta Business Chronicle and Atlanta Magazine Central Perimeter focus

Finished Projects This Quarter

- Promoted Winters Chapel Trail ribbon-cutting: press release, video
- July 4th Tent
- Designed new webpage for Arts & Culture Month

Coming up

- Ribbon cuttings: Womack Intersection, Message in a Bottle restaurant
- Promotions: Veterans Day Ceremony, Holiday Lights, #GreatDunwoodyCleanup
- Atlanta Magazine Perimeter Focus - December

Item	Number of public engagement opportunities, community meetings, and events.														
Mon.	Jan	Feb	Mar	YTD	Apr	May	Jun	YTD	Jul	Aug	Sept	YTD	Nov	Dec	Year
2017	2	1	2	5	2	3	2	12	3	1	4	20	4	4	28
2018	2	6	3	11	3	5	2	21	2	3	3	29	4	3	36
2019	2	4	3	9	4	4	1	18	4	5	5	32	4	3	39
2020	7	7	2	16	4	6	4	30	3	6	6	45	2	3	50
2021	3	4	4	11	1	9	8	29	4	4	4	41	7	5	53
2022	2	9	7	18	6	6	5	35	9	8	8	60	11	6	77
2023	3	9	9	21	7	6	5	39	6	7	5	57			



GROWING DUNWOODY'S PUBLIC ART

WOMACK MOSAIC
Coming in 2024

Follow the progress:



July Highlights

- 1 Free First Saturday
Dunwoody Nature Center | 11 a.m.
- 4 Fourth of July Parade
Mt. Vernon Rd. to Dunwoody Village | 9 a.m.
City Hall closed
- 5 Art Commission Meeting
City Hall | 7:30 a.m.
- 6 Zoning Board of Appeals Meeting
City Hall | 6 p.m.
- 7 Pics in the Park: Wonder Woman (PG-13)
Pennywash Park | dusk
- 8 Master Gardener Talk: Organic Pest Control
Dunwoody Community Garden & Orchard Greenhouse | 11 a.m.
- 10 Groovin' on the Green: Corporate Therapy & Dunwoody Music Showcase
Brook Run Park Amphitheater | 6 p.m.
- 10 Dunwoody City Council Meeting
City Hall | 6 p.m.
- 10 Millage Rate Hearing III
City Hall | 6 p.m.
- 11 Planning Commission Meeting
City Hall | 6 p.m.
- 13 Sustainability Committee Meeting
City Hall | 8 a.m.
- 15 History Alive: "Marietta National Cemetery"
Donaldson-Bannister Farm | 9:30 a.m.
- 16 Monthly Community Bike Ride
Village Burger | 3:45 p.m.
- 17 Game Night
Dunwoody Preservation Trust | N. Shallowford Annex | 5 - 10 p.m.
- 20 Dunwoody Development Authority Meeting
City Hall | 5 p.m.
- 24 Dunwoody City Council Meeting
City Hall | 6 p.m.
- Georgia's largest Fourth of July Parade
Presented by the Dunwoody Homeowners Association
- Dunwoody Farmers Market
Every Saturday | 9 a.m. - noon
Brook Run Park
- Food Truck Thursdays
Every week
Brook Run Park | 5 - 8 p.m.

August Highlights

- 1 Art Commission Meeting
City Hall | 7:30 a.m.
- 3 National Night Out
Brook Run Park | 5 p.m.
- 3 Zoning Board of Appeals Meeting
City Hall | 6 p.m.
- 4 Pics in the Park: Ready Player One (PG-13)
Village Burger | dusk
- 5 Free First Saturday
Dunwoody Nature Center | 11 a.m.
- 8 Planning Commission Meeting
City Hall | 6 p.m.
- 10 Sustainability Committee Meeting
City Hall | 8 a.m.
- 12 Master Gardener Talk: Good Berries and Bad Berries
Dunwoody Community Garden & Orchard Greenhouse | 11 a.m.
- 12 Groovin' on the Green: Back to School Bash with Deep Velvet
Brook Run Park Amphitheater | 6 p.m.
- 14 Dunwoody Audit Committee Meeting
City Hall | 3:30 p.m.
- 14 Dunwoody City Council Meeting
City Hall | 6 p.m.
- 19 Game Night
Dunwoody Preservation Trust | N. Shallowford Annex | 5 - 10 p.m.
- 20 Monthly Community Bike Ride
Village Burger | 3:45 p.m.
- 28 Dunwoody City Council Meeting
City Hall | 6 p.m.
- Dunwoody Farmers Market
Every Saturday | 9 a.m. - noon
Brook Run Park
- Food Truck Thursdays
Every week
Brook Run Park | 5 - 8 p.m.

September Highlights

- 4 Labor Day
City Hall closed
- 5 Art Commission Meeting
City Hall | 7:30 a.m.
- 7 MJCCA Night at Dunwoody Food Trucks
Brook Run Park | 5 p.m.
- 7 Zoning Board of Appeals Meeting
City Hall | 6 p.m.
- 8 Butterflies & Brews
Dunwoody Nature Center
- 9 Groovin' on the Green: Singer Songwriter Showcase
Brook Run Park Amphitheater | 6 p.m.
- 9-10 Butterfly Experience
Dunwoody Nature Center
- 11 Budget Committee Meeting
City Hall | 1 p.m.
- 11 Dunwoody City Council Meeting
City Hall | 6 p.m.
- 12 Budget Committee Meeting
City Hall | 6 p.m.
- Council / Planning Commission / Development Authority Joint Meeting
City Hall | 6 p.m.
- 14 Sustainability Committee Meeting
City Hall | 8 a.m.
- 14 National Night Out
Brook Run Park | 5 p.m.
- 17 Latino-Hispanic Heritage Cultural Celebration
Ashford Lane | 1 - 4 p.m.
- 17 Community Bike Ride
Village Burger | 3:45 p.m.
- 18-23 Back to Spruill Week
Spruill Center for the Arts
- 21 Development Authority Meeting
City Hall | 5 p.m.
- 26 Dunwoody City Council Meeting (Tuesday)
City Hall | 6 p.m.
- 29 Opening Night
Stage Door Theatre's 50th Season: Tuesday with Monie
- 30 Farm-to-Table Dinner
Dunwoody Preservation Trust | Donaldson-Bannister Farm
- Dunwoody Farmers Market
Every Saturday | 9 a.m. - noon
Brook Run Park
- Food Truck Thursdays
Every week
Brook Run Park | 5 - 8 p.m.

Calendar display ads run monthly in the Reporter and Crier newspapers

Item	Number of unique visitors to Dunwoody's website.														
Mon.	Jan	Feb	Mar	YTD	Apr	May	Jun	YTD	Jul	Aug	Sept	YTD	Nov	Dec	Year
2017	12,719	12,432	13,163	38,314	13,472	14,794	15,973	82,553	13,748	15,673	11,203	123,177	10,827	8,624	142,628
2018	12,247	14,077	16,083	42,407	12,848	13,530	12,346	81,131	11,935	13,741	12,888	119,695	11,914	9,912	141,521
2019	10,908	11,104	11,401	33,413	16,401	17,028	16,197	83,039	24,001	23,105	27,050	157,195	20,299	15,101	192,595
2020	16,622	15,855	27,056	59,533	20,759	21,660	23,556	125,508	23,329	21,183	20,887	190,907	15,491	19,204	225,602
2021	13,015	12,066	14,682	39,763	12,664	14,243	20,909	87,579	15,720	18,123	16,525	137,947	13,990	20,386	187,581
2022	15,960	11,845	14,939	42,744	17,705	17,086	16,247	93,782	14,473	15,628	14,866	138,749	12,437	13,856	165,042
2023	13,676	14,878	14,901	43,455	17,947	20,753	18,402	100,557	17,789	17,016	20,756	156,118			

Item	Number of engagements (Reactions, Comments, Shares, etc.) on Facebook.														
Mon.	Jan	Feb	Mar	YTD	Apr	May	Jun	YTD	Jul	Aug	Sept	YTD	Nov	Dec	Year
2020	3,614	5,442	6,232	15,288	6,807	11,849	5,155	39,099	5,710	4,226	4,242	53,277	2,207	2,489	57,973
2021	7,214	7,214	7,214	7,214	2,507	5,126	4,648	19,495	4,361	3,379	2,769	30,004	2,723	2,303	38,076
2022	2,207	2,608	2,541	7,356	3,334	2,265	1,716	14,671	3,267	2,958	2,048	22,944	2,537	2,655	28,136
2023	1,678	2,528	2,415	6,621	2,250	2,255	1,432	12,558	1,514	1,733	927	16,732			

Item	Number of engagements (Likes, Retweets, Replies, etc.) on Twitter.														
Mon.	Jan	Feb	Mar	YTD	Apr	May	Jun	YTD	Jul	Aug	Sept	YTD	Nov	Dec	Year
2020	294	233	446	973	326	230	273	1,802	278	232	363	2,675	216	151	3,042
2021	142	121	213	476	174	173	233	1,056	184	125	222	1,587	111	92	1,957
2022	186	100	84	370	84	77	91	622	132	117	101	972	52	79	1,103
2023	160	135	158	453	77	109	74	713	134	113	99	1,059			

C'mon in videos

NEW BUSINESS WELCOMES



7 PROMOTIONAL VIDEOS AND SHORTS including



Vietnam Memorial Groundbreaking



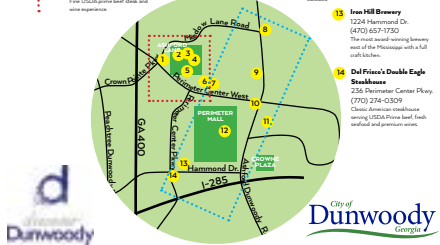
Unveiling of Good Vibes mural



Grand opening of Winters Chapel Trail

WHERE TO DINE WHILE IN DUNWOODY

- 1. Jay D's Old-Form**
1015 Crown Distiller Parkway
(770) 512-7043
A mix of popular New Orleans and NYC dishes like succulent Cajun-style beef sandwiches, traditional gumbo and great local steaks. Its bar has features more than 600 brands of spirits.
- 2. Grana ATL**
1220 Ashford Crossing
(770) 933-8000
Using a farm-to-table approach to cooking, we'll feed you fresh-to-you, handmade pasta and traditional Italian specialties. Come hang "Grana" around our dining room or grab a quick drink. Its bar has features more than 600 brands of spirits.
- 3. Superior Dunwoody**
1220 Ashford Crossing
(770) 627-0269
Top floor outdoor with a casual and lively atmosphere illuminated by Hunter Road Park's trees.
- 4. Hunker Aline Street Food**
1230 Ashford Crossing
(404) 988-0958
Serving Asian street eats, craft cocktails, and great wine from Hunker Road Farm and Vietnam.
- 5. HOBBINS Neighborhood Tavern**
1221 Ashford Crossing
(478) 395-7924
Refreshment bar featuring one of the largest collections of bourbon and whiskey in the Southeast.
- 6. Flamingo**
4501 Oldie Distiller Way
(770) 498-8112
Five USDA prime beef steaks and more.
- 7. Bar Paul**
40 Distiller Center Place
(404) 267-5910
Patched above Distiller Center's duplex, Bar Paul's rooftop lounge is a scene from the city.
- 8. Fogo de Chão**
4571 Ashford Dunwoody Rd
(678) 497-7288
Inside 90 cubic foot stainless steel oven that specializes in all-you-can-eat steaks, steaks, ribs and more.
- 9. North Hills**
4600 Ashford Dunwoody Rd
(770) 804-6403
Only pizza and fresh made from scratch pasta, the best of both worlds.
- 10. Lay Dog**
4532 Ashford Dunwoody Rd
(770) 518-0111
Local, farm-to-table American food and drink with seasonal ingredients.
- 11. McKeel's Steak House**
4505 Ashford Dunwoody Rd
(770) 512-8888
Contemporary restaurant featuring prime aged beef, chops, steaks and more.
- 12. 26 Thai Kitchen and Bar**
4400 Ashford Dunwoody Rd
(404) 557-7752
Tastes and flavors of Thailand with a modern twist. From fresh seafood, organic and custom craft cocktails.
- 13. Iron Hill Brewery**
1224 Hammond Dr.
(478) 657-7730
The first craft brewery in the Southeast with a full craft kitchen.
- 14. Del Fina's Double Eagle Steakhouse**
230 Distiller Center Pkwy
(770) 234-0309
Classic American restaurant serving USDA Prime beef, fresh seafood and premium wines.



D-news' Talk Back weekly poll elicits 100 - 175 participant answers each issue.

***The national average open rate for on-line newsletters is 22%. According to Campaign Monitor, an open rate is between 17 - 28 % is considered successful.**

INSIDE DUNWOODY

3 monthly issues in
3Q2023
Average open rate
***73.3%**



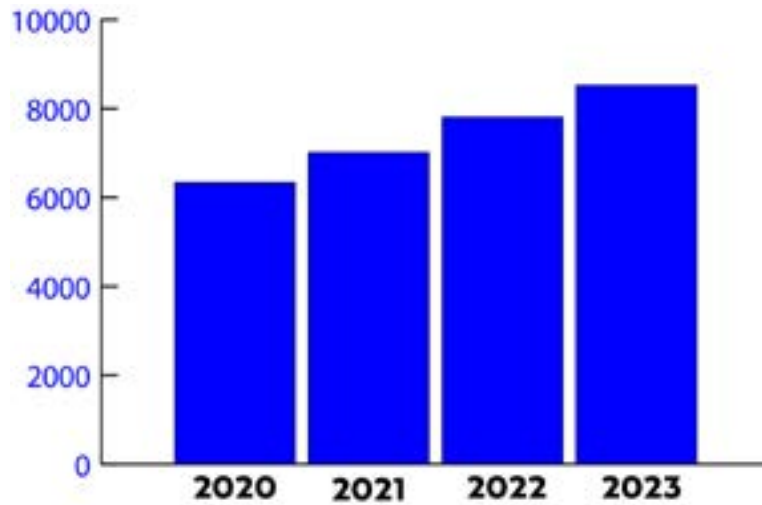
D-NEWS

13 weekly issues in
3Q2023
Average open rate
***53.1%**




AMBASSADORS

3 monthly issues in
3Q2023
Average open rate
***66.7%**



Facebook followers



X (Twitter) followers



Projects Started This Quarter

Dunwoody MARTA Station Transit Oriented Development (TOD) Study.

Ongoing Projects This Quarter

- The department conducted 239 business retention and expansion meetings.
- The department conducted 58 business recruitment meetings.
- The staff managed operations of the Dunwoody Development Authority, Urban Redevelopment Agency, and Dunwoody Art Commission.
- The Urban Redevelopment Agency is negotiating a Purchase and Sale Agreement for the 2.5 Acre Commercial Site in Georgetown. This is the final parcel associated with Project Renaissance and is planned for an expansion of the existing Georgetown Park and two restaurants.

Finished Projects This Quarter

- The staff hosted ribbon cuttings for Aqua Tots, CAMP, Visionworks, Good Vibes Mural, Grana Restaurant, and Country Dog Market.
- The department approved 4 Public Art Submissions.
- The staff hosted the Latino-Hispanic Heritage Celebration at Ashford Lane.
- The staff held the Dunwoody Business Exchange networking reception in partnership with Discover Dunwoody, Perimeter Chamber and Perimeter Community Improvement Districts (PCID).
- The staff held a joint meeting of the City Council, Development Authority and Planning Commission to discuss future development in Dunwoody.
- The department hosted a Hard Hat Tour of High Street with City Council, Development Authority and Planning Commission.
- The department hosted a third meeting with the Dunwoody Village Businesses and Property Owners.

Upcoming Dates

- November 7, Dunwoody Art Commission Board Meeting

Item	Number of jobs reported.															
Mon.	Jan	Feb	Mar	YTD	Apr	May	Jun	YTD	Jul	Aug	Sept	YTD	Oct	Nov	Dec	Year
2017	-	-	100	100	100	25	-	125	-	-	-	-	-	-	-	225
2018	15	-	-	15	-	190	75	280	600	-	100	980	-	-	-	1,020
2019	35	15	105	155	-	-	-	155	-	215	565	935	225	40	15	1,215
2020	-	-	1,000	1,000	-	20	10	1,030	340	75	42	1,487	300	-	-	1,787
2021	-	-	-	-	20	-	-	20	-	80	40	140	347	200	-	687
2022	3,660	160	-	3,820	20	-	20	3,860	-	90	-	3,950	20	-	10	3,980
2023	-	200	24	224	90	-	80	394	-	40	10	444				

Item	Amount of investment (millions)															
Mon.	Jan	Feb	Mar	YTD	Apr	May	Jun	YTD	Jul	Aug	Sept	YTD	Oct	Nov	Dec	Year
2017	\$ -	\$ -	\$ 1.0	\$ 1.0	\$ 5.0	\$ 2.0	\$ -	\$ 8.0	\$ -	\$ -	\$ -	\$ 8.0	\$ -	\$ -	\$ -	\$ 9.0
2018	\$ 9.0	\$ -	\$ -	\$ 9.0	\$ -	\$ 12.0	\$ 18.0	\$ 39.0	\$ 10.0	\$ -	\$ 5.0	\$ 54.0	\$ -	\$ -	\$ 3.0	\$ 57.0
2019	\$ 3.5	\$ 3.0	\$ 7.5	\$ 14.0	\$ -	\$ -	\$ -	\$ 14.0	\$ -	\$ 3.5	\$ 15.0	\$ 32.5	\$ 7.6	\$ 3.0	\$ 1.5	\$ 44.6
2020	\$ -	\$ -	\$ 130.0	\$ 130.0	\$ -	\$ 0.6	\$ 0.3	\$ 130.9	\$ 9.9	\$ 3.8	\$ 40.0	\$ 184.6	\$ 12.0	\$ -	\$ -	\$ 196.6
2021	\$ -	\$ -	\$ -	\$ -	\$ 1.6	\$ -	\$ -	\$ 1.6	\$ -	\$ 1.5	\$ 38.0	\$ 41.1	\$ 8.0	\$ 5.0	\$ -	\$ 54.1
2022	\$ 37.8	\$ 3.1	\$ -	\$ 40.9	\$ 1.3	\$ -	\$ 0.7	\$ 42.9	\$ 21.3	\$ 8.3	\$ -	\$ 72.5	\$ 0.1	\$ -	\$ 0.3	\$ 72.9
2023	\$ 1.5	\$ 2.5	\$ 1.5	\$ 5.5	\$ 1.9	\$ -	\$ 9.4	\$ 16.8	\$ -	\$ 0.5	\$ 0.1	\$ 17.4				





The Good Vibes mural in Dunwoody Village joins Dunwoody's growing collection of public murals.

[click to see more](#)
↓



Technology



Highlights

- PSR Secure Area – Completed.
- Rave – Completed.
- Digital Cities Survey –Completed.
- Zero Trust Rollout – Completed.
- E-Agent Failover – Completed.
- Cyber Resiliency Review – Completed.
- Access Control Updates – Installation completed, ready to roll out.
- Comcast upgrade to fiber installed – Upgrade on hold for Network Refresh.
- SIEM/SOC project – Next stage on hold for Network Refresh.
- Sharepoint Configuration, project in progress.
- Network Refresh – On hold for Networking (Request for Proposals) RFP
- Backup solution – RFP drafted.
- Park Internet – Reviewing submittals.
- Intune – Hybrid pushed out.
- Additional Security Assessment and updates – Projects in progress.
- External Dependencies Management Assessment – Scheduled.
- Hyland Strategic Workshop – Awaiting report.
- CID Applications – In progress.
- AP Automation – In progress, estimation on going live 2023.
- Central Square for Community Development – In progress, estimated to go live, Sept 2024.

Item	Number of help desk tickets.															
Mon.	Jan	Feb	Mar	YTD	Apr	May	Jun	YTD	Jul	Aug	Sept	YTD	Oct	Nov	Dec	Year
2017	171	140	111	422	101	109	124	756	91	112	95	1,054	98	70	101	1,323
2018	187	140	141	468	181	102	117	868	105	92	100	1,165	100	75	99	1,439
2019	115	183	178	476	152	150	170	948	175	55	103	1,281	109	98	94	1,582
2020	210	192	153	555	199	284	407	1,445	386	430	401	2,662	441	373	163	3,639
2021	229	149	248	626	259	208	246	1,339	316	273	275	2,203	335	248	237	3,023
2022	271	309	252	832	205	211	252	1,500	339	605	3,083	5,527	956	562	708	7,753
2023	627	469	299	1,395	390	323	320	2,428	354	602	179	3,563				

SUPPORT UNITS/ADMINISTRATION



Item	Number of help desk tickets resolved successfully.															
Mon.	Jan	Feb	Mar	YTD	Apr	May	Jun	YTD	Jul	Aug	Sept	YTD	Oct	Nov	Dec	Year
2017	171	139	111	421	87	116	124	748	91	106	89	1,034	98	65	90	1,287
2018	171	139	141	451	144	102	111	808	98	92	97	1,095	97	67	81	1,340
2019	107	201	135	443	146	145	184	918	150	44	121	1,233	141	93	66	1,533
2020	202	163	116	481	211	297	452	1,441	395	441	374	2,651	455	383	218	3,707
2021	219	146	221	586	273	203	237	1,299	323	271	292	2,185	332	241	250	3,008
2022	260	252	219	731	251	205	265	1,452	278	585	2,952	5,267	369	1,082	941	7,659
2023	621	445	352	1,418	372	340	309	2,439	350	597	173	3,559				

Item	Number of Trainings Held by I.T.															
Mon.	Jan	Feb	Mar	YTD	Apr	May	Jun	YTD	Jul	Aug	Sept	YTD	Oct	Nov	Dec	Year
2023	0	1	4	5	5	2	21	33	0	7	2	42				

Item	Number of Users, Devices, Projects, and Applications Managed					
Year	2023					
Quarter	Q3					
Users	153					
Devices	475					
Apps	79					
Projects	55					



City Clerk

Highlights

- The qualifying for November 7, 2023, General Election was held August 21-23, 2023. A total of 6 candidates qualified to have their names on the ballot.
- Worked with the City Manager’s office and City Attorney’s office to ensure that all advertising was published timely and correctly for the call of the election on November 7, 2023.
- The staff proofed and approved the sample ballot for November 7, 2023, General Election.

Item	Number of open records requests.															
Mon.	Jan	Feb	Mar	YTD	Apr	May	Jun	YTD	Jul	Aug	Sept	YTD	Oct	Nov	Dec	Year
2017	280	253	309	842	265	302	282	1691	265	302	282	2540	287	300	219	3,346
2018	328	236	281	845	255	288	333	1721	309	344	295	2669	351	322	329	3,671
2019	308	386	293	987	345	361	350	2043	380	444	400	3267	439	385	340	4,431
2020	504	405	328	1237	205	244	276	1962	285	246	324	2817	321	281	350	3,769
2021	349	352	398	1099	304	311	405	2119	378	361	434	3292	436	409	360	4,497
2022	362	351	352	1065	397	353	422	2237	372	426	471	3506	446	391	471	4,814
2023																




Human Resources

Highlights

- The city filled the Deputy Public Works Director position and two Police Officer positions.
- Human Resources administered a salary and benefits survey to ensure a competitive position for recruitment and retention purposes.
- Human Resources and the Finance Department administered City-wide pay increases that went into effect on August 1st.
- Human Resources provided annual training for all employees on the City's Equal Employment Opportunities (EEO) and No Harassment Policy.
- Human Resources worked with the City's benefits broker regarding benefits renewals in preparation for Open Enrollment.
- Human Resources worked with the City's Human Resources Information Systems (HRIS) vendor to prepare for Open Enrollment.
- Human Resources and the Wellness Committee sponsored a healthy smoothie social event, biometric screenings, a flu vaccine clinic, and an employee education session.

Item	Number of applications received.															
Mon.	Jan	Feb	Mar	YTD	Apr	May	Jun	YTD	Jul	Aug	Sept	YTD	Oct	Nov	Dec	Year
2017	19	19	21	59	41	31	13	144	9	35	25	213	19	16	42	290
2018	76	36	30	142	25	34	17	218	13	13	25	269	6	11	24	310
2019	37	37	56	130	72	45	11	258	39	15	0	312	NA	9	20	341
2020	49	1	NA	50	NA	7	16	73	14	NA	2	89	32	28	15	164
2021	14	25	15	54	10	32	28	124	26	44	26	220	11	31	16	278
2022	16	26	45	87	55	48	40	230	53	27	27	337	19	22	18	396
2023	24	19	60	103	98	99	50	350	49	54	60	513				

Item	Number of positions filled. (NA = No open positions that month.)															
Mon.	Jan	Feb	Mar	YTD	Apr	May	Jun	YTD	Jul	Aug	Sept	YTD	Oct	Nov	Dec	Year
2017	2	2	0	4	0	4	1	9	1	0	1	11	2	0	0	13
2018	0	3	1	4	1	1	3	9	1	2	0	12	2	2	0	16
2019	0	0	4	4	4	3	2	13	0	1	1	15	NA	0	1	16
2020	2	1	NA	3	NA	1	0	4	2	1	NA	7	0	2	1	10
2021	1	1	1	3	0	1	0	4	1	1	4	10	1	3	1	15
2022	2	1	2	5	0	2	7	14	4	1	3	22	0	1	2	25
2023	1	3	0	4	0	1	1	6	1	0	2	9				



Municipal Court

Highlights

- The department held 15 bond forfeiture hearings.
- A total of \$12,000 worth of bonds forfeited.

Item	Number of citations filed.															
Mon.	Jan	Feb	Mar	YTD	Apr	May	Jun	YTD	Jul	Aug	Sept	YTD	Oct	Nov	Dec	Year
2017	794	801	890	2,485	679	935	844	4,943	700	1,213	857	7,713	935	796	589	10,033
2018	489	591	804	1,884	902	802	742	4,330	717	1,001	851	6,899	735	589	672	8,895
2019	706	1,009	1,168	2,883	934	1,199	1,149	6,165	1,260	1,351	1,031	9,807	1,105	1,227	913	13,052
2020	1,414	1,520	692	3,626	100	410	443	4,579	785	1,031	908	7,303	1,103	785	773	9,964
2021	688	615	754	2,057	548	652	728	3,985	672	803	630	6,090	668	612	805	8,175
2022	791	542	603	1,936	575	688	696	3,895	646	700	785	6,026	588	823	551	7,988
2023	827	709	938	2,474	827	972	756	5,029	897	890	1,028	7,844				

Item	Number of cases heard at trial.															
Mon.	Jan	Feb	Mar	YTD	Apr	May	Jun	YTD	Jul	Aug	Sept	YTD	Oct	Nov	Dec	Year
2017	8	6	6	20	6	5	2	33	6	5	5	49	8	-	-	57
2018	7	-	6	13	6	1	4	24	5	7	8	44	5	4	6	59
2019	4	2	-	6	3	2	-	11	-	3	5	19	6	8	6	39
2020	6	8	-	14	-	-	-	14	-	-	9	23	4	6	-	33
2021	7	3	-	10	2	3	3	18	2	4	2	26	-	4	4	34
2022	6	-	12	18	2	6	2	28	4	5	5	42	4	6	-	52
2023	6	4	3	13	4	3	2	22	4	3	4	33				

Item	Number of cases disposed.															
Mon.	Jan	Feb	Mar	YTD	Apr	May	Jun	YTD	Jul	Aug	Sept	YTD	Oct	Nov	Dec	Year
2017	690	628	882	2,200	692	819	674	4,385	613	809	575	6,382	788	756	314	8,240
2018	603	696	625	1,924	801	989	793	4,507	644	870	704	6,725	895	746	486	8,852
2019	770	803	872	2,445	850	1,064	727	5,086	940	1,030	844	7,900	1,192	729	838	10,659
2020	1,099	994	726	2,819	336	397	481	4,033	833	793	1,003	6,662	1,079	854	609	9,204
2021	819	797	1,001	2,617	870	633	590	4,710	535	644	560	6,449	661	505	471	8,086
2022	494	701	831	2,026	640	800	793	4,259	549	624	506	5,938	742	476	334	7,490
2023	641	722	852	2,215	655	897	817	4,584	563	981	728	6,856				

Item	Number of docket closures.															
Mon.	Jan	Feb	Mar	YTD	Apr	May	Jun	YTD	Jul	Aug	Sept	YTD	Oct	Nov	Dec	Year
2017	10	10	13	33	10	12	10	65	8	12	10	95	10	11	5	121
2018	9	11	10	30	10	13	10	63	8	12	10	93	12	9	7	121
2019	10	10	10	30	10	13	8	61	10	12	11	94	15	8	9	126
2020	12	12	6	30	-	-	12	42	24	24	26	116	26	15	9	166
2021	16	18	20	54	18	16	16	104	14	16	20	154	14	10	12	190
2022	8	16	20	44	14	16	14	88	10	13	11	122	12	8	7	149
2023	12	12	15	39	14	14	13	80	9	15	12	116				

Item	Number of failure to appear notices.															
Mon.	Jan	Feb	Mar	YTD	Apr	May	Jun	YTD	Jul	Aug	Sept	YTD	Oct	Nov	Dec	Year
2017	62	91	96	249	61	60	117	487	68	136	60	751	64	85	32	932
2018	64	75	37	176	99	156	91	522	68	100	58	748	95	65	50	958
2019	56	61	35	152	92	91	49	384	94	141	64	683	169	75	82	1,009
2020	126	110	15	251	-	-	71	322	242	92	131	787	229	183	84	1,283
2021	133	150	230	513	149	112	52	826	77	111	72	1,086	105	62	97	1,350
2022	51	124	153	328	61	94	74	557	86	92	96	831	65	73	57	1,026
2023	62	122	118	302	67	106	89	564	82	132	59	837				

Item	Number of computerized criminal histories.															
Mon.	Jan	Feb	Mar	YTD	Apr	May	Jun	YTD	Jul	Aug	Sept	YTD	Oct	Nov	Dec	Year
2017	101	130	144	375	104	205	159	843	153	235	198	1,429	205	169	128	1,931
2018	93	101	168	362	102	129	103	696	130	178	125	1,129	105	92	185	1,511
2019	165	111	180	456	192	201	189	1,038	193	397	236	1,864	269	211	189	2,533
2020	289	259	86	634	-	102	254	990	201	365	308	1,864	289	205	153	647
2021	189	121	150	460	126	205	182	973	205	103	98	1,379	159	92	79	1,709
2022	159	126	198	483	201	233	188	1,105	156	204	164	1,629	125	71	46	1,871
2023	123	152	143	418	156	203	234	1,011	256	185	265	1,717				

Finance



Projects Started This Quarter

- The FY2024 Proposed Operating & Capital Budget Book was published.
- The third Public Hearing regarding the 2023 millage rate and related vote to approve by City Council was held.
- Conducted not-for-profit verification audits to review spending related to ARPA funds.
- A budget amendment to update FY2023 General Fund revenue was presented to City Council.
- Two \$250,000 checks were cut as part of the City's funding of the Spruill Center for the Arts Expansion.
- The city is in the process of transitioning the management of business licenses to the Finance Department.
- The screening of candidates for the four Finance roles posted is in process.

Ongoing Projects and Projects Finished This Quarter

- The FY2024 Budget Department Review Meetings and Budget Committee Review Meetings were conducted.
- The Finance Department is working with the Information Technology Department on the IT internal audit.
- The Finance Department is updating Standard Operating Procedures to align with recently acquired financial software.
- The department issued a Notice of Intent to Award to Denyse Companies, Inc. for Invitation to Bid (ITB) 23-04 for Gateway Signs.
- The department issued a Notice of Intent to Award to Tri Scapes, Inc. for Request for Proposal (RFP) 23-04 for Parks, and Right of Way Maintenance. Received four responses for RFP 23-06 2023-2027 MS4 Inspections and Dryweather Screenings.
- The department issued a Notice of Intent to Award to Sweeping Corporation of America, LLC for ITB 23-06 for Street Sweeping and Debris Removal Services.
- An RFP 23-09 Managed Networking Service Provider for the Technology Department was posted. The department posted an RFP 23-10 for the Brook Run Skate Park Concessionaire.

- A Notice to Proceed was issued to Vanasse Hangen Brustlin for additional E. coli sampling and additional monitoring in the Crooked Creek Watershed under existing contracts.
- A Notice to Proceed was issued to LDDBlueline, Inc for Design Services Proposal Recreation-Community Center and Playing Fields Feasibility Study Georgia State University-Perimeter College Campus Dunwoody, Georgia.
- The department issued a Notice to Proceed to Lanier Plans, Inc. dba KorKat for Custom Shade Items Senior Baseball Field.
- The Finance Department is actively auctioning the city’s vehicle surplus.
- The department provided the Department of Administrative Services Customer Assessment on two of its Statewide Contracts, IT Software, and in-state Car Rentals.
- The City’s Safety and Workers Compensation Grant for \$20,000 was approved by Georgia Interlocal Risk Management Agency (GIRMA).
- The Finance Department is in the second phase of the application for the Department of Energy for the Energy Efficiency and Conservation Block Grant (EECBG) and working with the National Renewable Energy Laboratory (NREL) to finalize our submission.
- The city is currently addressing the recommendations following the conclusion of Presidio’s physical assessment.

Item	Number of invoices paid															
Mon.	Jan	Feb	Mar	YTD	Apr	May	June	YTD	July	Aug	Sept	YTD	Oct	Nov	Dec	Year
2021	319	199	341	859	307	316	301	1,783	391	316	254	2,744	396	299	295	3,734
2022	277	298	310	885	265	296	262	1,708	439	266	389	2,802	308	376	376	3,862
2023	365	367	348	1,080	411	417	500	2,408								

Item	Number of insurance claims received															
Mon.	Jan	Feb	Mar	YTD	Apr	May	June	YTD	July	Aug	Sept	YTD	Oct	Nov	Dec	Year
2021	1	1	3	5	3	1	1	10	1	2	6	19	1	-	1	21
2022	1	2	1	4	-	4	-	8	1	5	7	21	4	7	1	33
2023	5	3	1	9	1	2	2	14								