



CITY OF DUNWOODY Quarterly Department Report

City of
Dunwoody
Georgia

Q2 2023



All Dunwoody streets were laser scanned and assessed in 2Q 2023 for the city's 5-year street rating used to prioritize paving projects

Projects Started This Quarter

- Dunwoody Nature Center Eco-Classroom Stormwater Improvements
- Vermack Road Path at Dunwoody High School
- 2023 Pavement Resurfacing
- Citywide Pavement Condition Assessment

Ongoing Projects This Quarter

- Georgetown Gateway
- Chamblee Dunwoody at Womack Intersection Improvement
- Dunwoody Road Sidewalk

Finished Projects This Quarter

- Winters Chapel Road Path Phase I
- Stormwater ARPA-Funded Projects on Welton Place and Dunwoody Knoll

Upcoming Dates

- The Ashford Dunwoody Path Phase I Construction will begin in August 2023.



Item	Miles of road paved/ repaved.														
Year	2010	2011	2012	2013	2014	2015	2016	2017	2018	2019	2020	2021	2022	YTD	
Annual	5	19	16	24	6	16	25	31	17	21	17	18	15	0	
Total	5	24	39	63	69	85	111	142	159	179	197	215	230	230	
Percent	2%	8%	13%	21%	23%	28%	36%	47%	52%	59%	65%	71%	76%	76%	

Item	Feet of sidewalks built.														
Year	2011	2012	2013	2014	2015	2016	2017	2018	2019	2020	2021	2022	YTD		
Annual	3,100	7,530	14,182	9,885	7,525	11,715	2,220	2,470	4,880	300	10,600	975	225		
Total	3,100	10,630	24,812	34,697	42,222	53,937	56,157	58,627	63,507	63,807	74,407	75,382	75,607		

Item	Number of service requests.															
Mon.	Jan	Feb	Mar	YTD	Apr	May	June	YTD	Jul	Aug	Sept	YTD	Oct	Nov	Dec	Year
2017	25	46	57	128	17	53	99	297	69	62	53	481	10	20	18	529
2018	60	70	54	184	49	82	80	395	48	75	80	598	49	47	43	737
2019	32	27	34	93	55	60	47	255	39	70	73	437	65	29	41	572
2020	65	50	92	207	56	50	60	373	62	93	51	579	84	62	31	756
2021	56	54	50	160	76	57	60	353	74	67	80	574	47	56	39	716
2022	43	44	43	130	59	54	53	296	65	69	59	489	53	43	49	634
2023	74	66	57	197	65	83	52	397								

Item	Number of storm water service requests.															
Mon.	Jan	Feb	Mar	YTD	Apr	May	Jun	YTD	Jul	Aug	Sept	YTD	Oct	Nov	Dec	Year
2017	15	6	4	25	9	6	11	51	14	8	6	79	15	12	2	108
2018	0	7	10	17	7	6	3	33	7	10	10	60	8	6	6	80
2019	8	1	3	12	6	6	10	34	5	4	4	47	6	7	4	64
2020	20	11	16	47	15	11	14	87	24	79	34	224	22	11	5	262
2021	12	6	17	35	19	18	10	82	13	8	23	126	6	7	8	147
2022	8	6	16	30	11	7	10	58	5	13	4	80	7	7	10	104
2023	12	9	6	27	8	7	9	51								



**Phase 1 of the Winters Chapel Path nears completion
A ribbon-cutting ceremony is planned for August**

Dunwoody's Public Works Department has contracted with Blount Construction to complete 7.3 miles of street resurfacing on 33 Dunwoody streets in 2023. Your neighborhood street is on the list.

Work schedule plans will be updated throughout the year via the Dunwoody website. Check regularly to find when crews are in your neighborhood: dunwoodyga.gov/paving

Your street is on the '23 list

Postcards mailed to residents on streets scheduled for paving

City of Dunwoody Georgia



Projects Started This Quarter

- Planters constructed and sunflowers planted for Environment Program of Dunwoody Woman's Club 'Sunflower Project.' Interested parties include Dunwoody Garden Club, Dunwoody Nature Center, Spalding Garden Club, Dunwoody Cultural Arts Center partners, and Dunwoody Preservation Trust.
- Holiday Lights theme sent to Chitwood Studios for pricing and specs. Creative proposal due back to Rachel Waldron by end of July for August approval at Council Meeting. Display will open December 1 and run through the end of the year.

Ongoing Projects This Quarter

- Construction documents for the Dunwoody Veterans Memorial are complete and bids for construction have been received. A Vietnam War Memorial will also be built in addition to the existing Veterans Memorial at Brook Run Park. Concept drawings are still being reviewed and revised.
- New programs sourced for Fall/Winter '23, to include Little Medical School, a basketball partnership with First Baptist Church, and fundraiser with Peachtree Charter Middle School.

Finished Projects This Quarter

- Two Bridges Park completed, and Grand Opening held. Park is seeing lots of traffic, especially at the city's first splash pad.
- Park property at 5435 Roberts Drive named Wildcat Park at June 12 Council Meeting. Master Plan for the park includes amenities such as public art, nature trail, wildflower meadow and more.



The Dunwoody Preservation Trust unveiled a 19' diorama depicting the history of Dunwoody from 8,000 BC to present day. The relief sculpture is open to the public and on display at the Donaldson-Bannister Farm.



Item	Number of Park - related night and weekend events (Started Tracking in 2019)															
Mon.	Jan	Feb	Mar	YTD	Apr	May	Jun	YTD	Jul	Aug	Sept	YTD	Oct	Nov	Dec	Year
2019	NA	NA	NA	0	NA	NA	NA	0	2	3	2	7	3	1	1	12
2020	1	3	0	4	0	0	0	4	0	0	0	4	1	1	1	7
2021	1	0	0	1	0	2	1	4	2	2	1	9	0	2	1	12
2022	0	3	1	4	1	3	2	10	2	3	1	16	3	1	1	21
2023	1	2	1	4	1	3	2	10								

Item	Number of Park service requests.															
Mon.	Jan	Feb	Mar	YTD	Apr	May	Jun	YTD	Jul	Aug	Sept	YTD	Oct	Nov	Dec	Year
2020	2	0	0	2	4	6	2	14	5	4	7	30	7	7	4	48
2021	25	37	42	104	24	26	19	173	25	32	28	258	8	5	6	277
2022	1	2	12	15	10	17	5	47	7	11	5	70	11	7	3	91
2023	4	5	3	12	3	9	5	29								



**A record 350
people attended**

Dunwoody's 2023

Memorial Day

ceremony at

Brook Run Park



Pics in the Park



Average Attendance: 250

Kids to Parks Day



Average Attendance: 1000

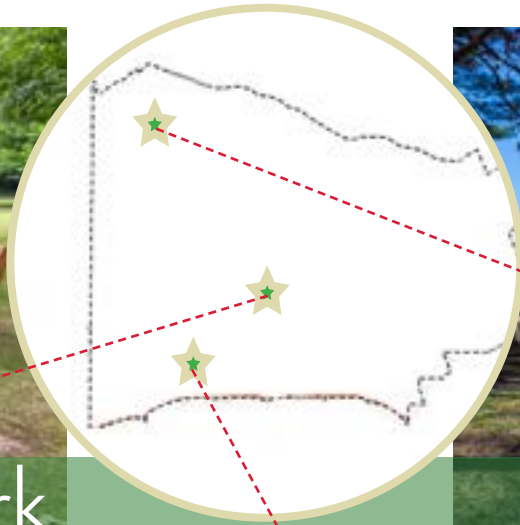
Groovin' on the Green



Average Attendance: 1200



Homecoming Park



Wildcat Park



NOW OPEN Two Bridges Park



RECRUITMENT BILLBOARD AT LAKE HEARN DRIVE

Projects Started This Quarter

- Started the implementation of Power DMS Police Training Officer (PTO) module.

Finished Projects This Quarter

- The department paid for a Recruitment Billboard on I-285 near Lake Hearn in both directions. The digital billboard will be up for one month.
- Members of the department participated in the Peachtree Middle School Career Day for 2023.
- Members of the department conducted semi-annual Firearms Qualification training during May.
- In April, the department participated in the National Prescription Drug Take Back initiative collecting over 200 lbs. of prescription drugs for disposal.
- The department conducted several distracted driving details this quarter, issuing 96 citations, including 64 citations for hands-free violations. Multiple arrests were made, and two kilos of cocaine were seized.
- Officers participated in the 10th Annual Ashford Chase Wiffle Ball Tournament, winning first place. Over \$3,000 was donated to the Dunwoody Police Foundation.
- Officer Irwin displayed his vehicle and K-9 Ranger at the Remember the Fallen Veterans Car Show.
- The department participated in the Governor's Office of Highway Safety Click-It or Ticket Campaign. Dunwoody Police Officers, plus department's partners, issued 87 citations, including 60 citations for hands-free violations and 10 seatbelt violations.
- Officers participated in the Cops on Donut Shops event at Dunkin Donuts on Mt. Vernon, raising funds for the athletes of Special Olympics Georgia. The generous citizens of Dunwoody donated \$5,000.
- The department restarted our Co-Responder program in partnership with the DeKalb County CSB.
- The department conducted three Civilian Response to Active Shooter Events (CRASE) training classes with 148 attendees.
- The department completed implementing Carfax for Police for our investigators.
- The department negotiated a no-cost implementation of Flock OS as the backbone of our crime-fighting efforts.
- Detective Robert Barrett and Officer Jared Bradley were both promoted to Sergeant.
- The department held its 3rd Annual Teen Police Academy, and fifteen teens successfully completed the program.



The DPD held semi-annual firearms qualifications in May

Item	Number of calls.															
Mon.	Jan	Feb	Mar	YTD	Apr	May	Jun	YTD	Jul	Aug	Sept	YTD	Oct	Nov	Dec	Year
2017	5,116	4,858	5,468	15,442	5,004	4,763	5,145	30,354	4,680	5,740	5,501	46,275	5,811	5,340	4,515	61,941
2018	4,536	4,115	5,367	14,018	5,020	5,097	5,206	29,341	5,220	5,259	4,822	44,642	5,034	4,855	4,972	59,503
2019	5,865	5,622	5,917	17,404	5,220	5,456	5,241	33,321	5,493	5,386	4,305	48,505	5,814	5,933	5,264	65,516
2020	5,777	5,659	5,171	16,607	3,168	3,875	4,350	28,000	4,778	5,683	4,747	43,208	5,388	4,092	4,529	57,217
2021	4,369	4,225	4,182	12,776	3,838	3,661	3,784	24,059	3,846	3,783	3,455	35,143	3,518	3,645	3,844	46,150
2022	3,782	3,167	3,380	10,329	3,281	3,461	3,468	20,539	3,439	3,563	3,465	31,006	3,422	3,380	3,430	41,238
2023	3,476	3,036	3,777	10,289	3,205	3,718	3,573	20,785								

Item	Number of Priority 1 calls (Calls that require immediate response)															
Mon.	Jan	Feb	Mar	YTD	Apr	May	Jun	YTD	Jul	Aug	Sept	YTD	Oct	Nov	Dec	Year
2017	28	36	34	98	37	39	36	210	28	34	41	313	39	40	42	434
2018	54	41	31	126	38	36	39	239	41	49	52	381	45	46	51	523
2019	37	31	51	119	56	56	58	289	52	60	57	458	68	41	60	627
2020	50	43	42	135	-	2	29	166	41	43	49	299	41	44	43	427
2021	54	50	53	157	45	34	44	280	40	35	33	388	38	43	37	506
2022	26	29	35	90	29	43	30	192	36	26	53	307	32	36	52	427
2023	39	33	36	108	35	51	48	242								

Item	Number of alarm calls.															
Mon.	Jan	Feb	Mar	YTD	Apr	May	Jun	YTD	Jul	Aug	Sept	YTD	Oct	Nov	Dec	Year
2017	274	213	374	861	218	247	261	1,587	281	234	205	2,307	201	240	235	2,983
2018	245	268	297	810	293	301	301	1,705	322	277	287	2,591	270	274	273	3,408
2019	198	218	245	661	226	261	224	1,372	193	192	136	1,893	240	258	235	2,626
2020	205	205	154	564	130	128	162	984	160	167	163	1,474	197	182	195	2,048
2021	172	173	159	504	185	230	222	1,141	150	146	169	1,606	180	222	236	2,244
2022	229	155	190	574	178	176	198	1,126	167	202	204	1,699	180	183	267	2,329
2023	207	160	173	540	182	183	140	1,045								

Item	Number of Officer - initiated incidents.															
Mon.	Jan	Feb	Mar	YTD	Apr	May	Jun	YTD	Jul	Aug	Sept	YTD	Oct	Nov	Dec	Year
2017	3,040	2,825	3,159	9,024	3,765	2,612	3,069	18,470	2,467	3,652	3,464	28,053	3,869	3,438	2,501	37,861
2018	2,742	2,550	3,556	8,848	3,350	3,196	3,356	18,750	3,293	3,417	3,135	28,595	3,283	3,092	3,106	38,076
2019	4,249	3,998	4,184	12,431	3,431	3,519	3,446	22,827	3,984	3,903	2,852	33,566	3,879	4,015	3,258	44,718
2020	4,015	3,976	3,693	11,684	2,061	2,513	3,015	19,273	3,376	4,250	3,260	30,159	3,755	2,512	2,797	39,223
2021	2,772	2,789	2,526	8,087	2,184	1,934	1,933	14,138	2,066	1,986	1,762	19,952	1,765	1,895	1,982	25,594
2022	1,978	1,560	1,652	5,190	1,582	1,550	1,665	9,987	1,529	1,651	1,592	14,759	1,607	1,709	1,510	19,585
2023	1,649	1,448	1,903	5,000	1,475	1,721	1,634	9,830								



MINNID




\$5,000 was collected for Special Olympics of Georgia from DPD's recent Cops on Donut Shops fundraiser



15 students graduated from Dunwoody's Teen Police Academy in June



148 participants took part in three sessions of C.R.A.S.E. in 2Q23



Seized drugs and firearms in 2Q23

Item	Number of Part 1 violent crimes.															
Mon.	Jan	Feb	Mar	YTD	Apr	May	Jun	YTD	Jul	Aug	Sept	YTD	Oct	Nov	Dec	Year
2017	4	9	3	16	3	4	3	26	7	6	2	41	6	6	8	61
2018	8	3	5	16	2	4	7	29	6	11	11	57	8	4	9	78
2019	4	3	3	10	8	9	4	31	5	3	10	49	5	3	10	67
2020	5	2	6	13	5	5	10	33	6	7	11	57	5	9	6	77
2021	5	4	8	17	7	9	11	44	8	9	11	72	5	9	7	93
2022	10	8	10	28	8	13	5	54	9	8	11	82	4	10	8	104
2023	7	7	6	20	11	7	5	43								

Item	Number of Part 1 property crimes.															
Mon.	Jan	Feb	Mar	YTD	Apr	May	Jun	YTD	Jul	Aug	Sept	YTD	Oct	Nov	Dec	Year
2017	161	147	137	445	136	166	124	871	166	200	193	1,430	173	216	200	2,019
2018	168	142	172	482	154	178	180	994	182	184	156	1,516	180	155	208	2,059
2019	167	170	157	494	153	134	176	957	163	161	150	1,431	179	154	211	1,975
2020	172	126	116	414	42	83	84	623	101	97	103	924	139	147	181	1,391
2021	148	132	128	408	109	101	122	740	116	109	107	1,072	99	120	139	1,430
2022	131	94	119	344	140	113	126	723	147	112	130	1,072	123	122	128	373
2023	121	117	166	404	136	187	173	900								

Projects Started This Quarter

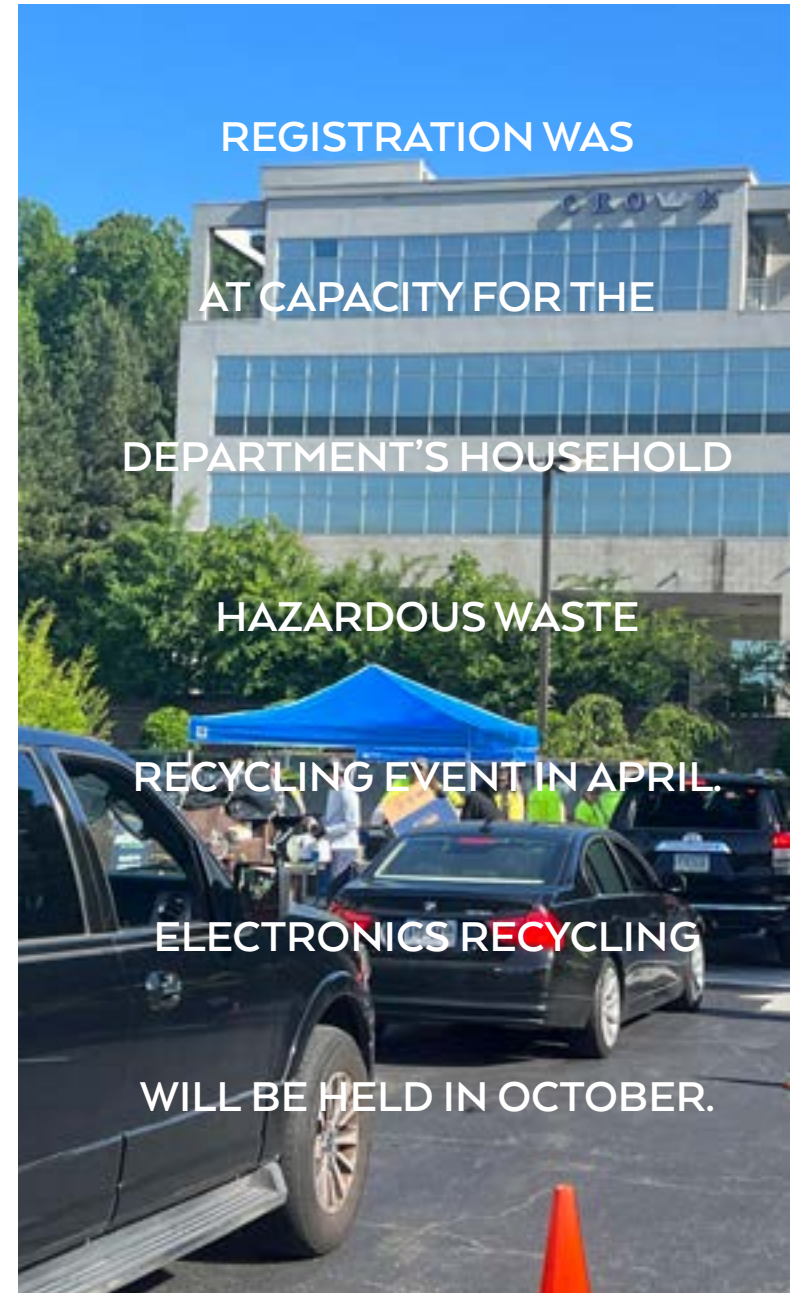
- The work on the Road Safety Action Plan has started. A draft version of the report is expected in late summer.
- The Planning & Zoning Division has drafted an ordinance to allow medical cannabis dispensaries to operate in Dunwoody. The final adoption by the City Council is expected in August.
- The Community Development department has started accepting applications for the second round of the front yard tree program.

Ongoing Projects This Quarter

- The city has received a \$100,000 grant award for the construction of a small bike/pedestrian connection between Eidson Road and Cherry Hill Lane. The Community Development department will formally accept the grant before moving into the design phase.
- The construction at High Street is progressing with all buildings topped out and phased opening will likely start in Q4 of 2023.
- The construction is progressing at the Campus 244 development. The work on the future Element hotel has begun, and on-going work on the parking deck, and office building.
- The Marcus Jewish Community Center has completed its special land use permit application and has submitted a permit application for its campus improvements.

Finished Projects This Quarter

- The Department has submitted the renewal for the Atlanta Regional Commission Green Communities certification. The results are expected in late summer.
- The Planning & Zoning Division has coordinated several text amendments that implement changes in state law and regional requirements, tighten parking requirements for home occupations, and update standards for non-conforming uses. These were adopted by the City Council.
- The Trail Master Plan work has been completed. The City Council adopted the plan drafted by the PATH Foundation in May.



Item	Number of plans received for review.															
Mon.	Jan	Feb	Mar	YTD	Apr	May	Jun	YTD	Jul	Aug	Sept	YTD	Oct	Nov	Dec	Year
2017	80	110	184	374	162	136	240	912	187	238	132	1,469	176	149	101	1,895
2018	148	162	247	557	109	115	115	896	158	148	94	1,296	126	144	85	1,651
2019	132	102	117	351	58	71	75	555	137	128	114	934	91	58	55	1,138
2020	202	247	298	747	227	172	310	1,456	249	201	276	2,182	104	70	94	2,450
2021	165	149	224	538	162	138	147	985	157	202	145	1,489	151	130	122	1,892
2022	139	145	191	475	141	187	202	1,005	120	173	129	1,427	117	115	107	1,766
2023	119	123	154	396	120	154	147	817								

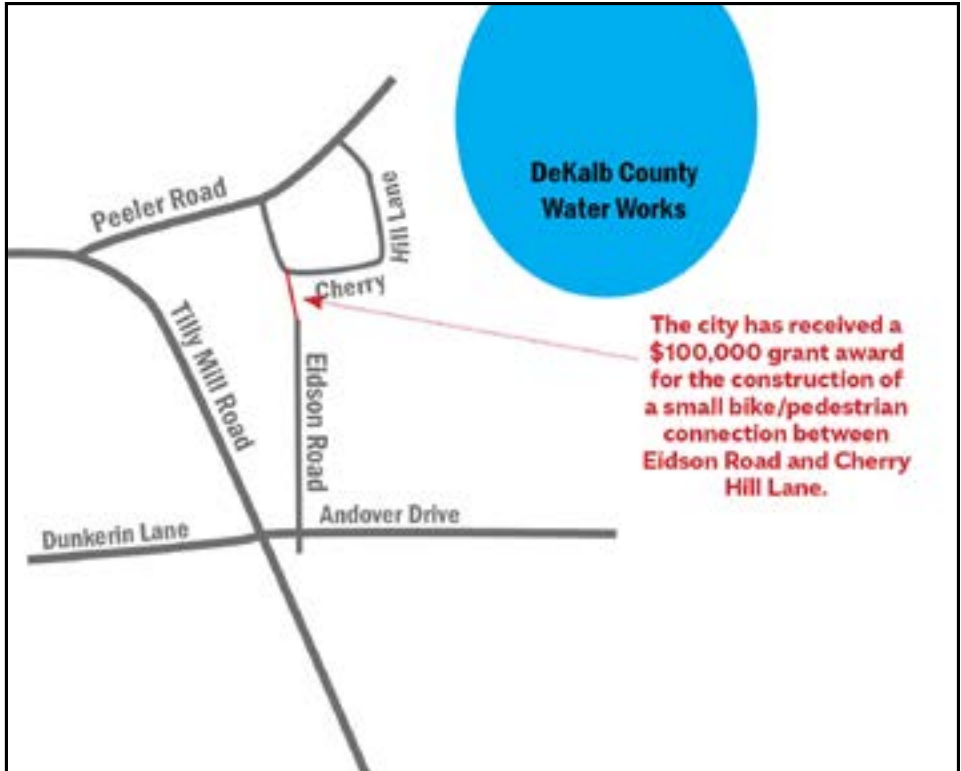
Item	Number of inspections requested.															
Mon.	Jan	Feb	Mar	YTD	Apr	May	Jun	YTD	Jul	Aug	Sept	YTD	Oct	Nov	Dec	Year
2017	223	351	468	1,042	151	363	291	1,847	309	315	391	2,862	359	373	283	3,877
2018	282	337	334	953	465	428	385	2,231	369	445	345	3,390	353	340	325	4,408
2019	166	158	170	494	562	497	357	1,910	188	189	170	2,457	348	353	397	3,555
2020	359	345	320	1,024	355	301	327	2,007	339	330	316	2,992	183	231	155	3,561
2021	444	631	561	1,636	583	511	563	3,293	560	496	512	4,861	543	488	448	6,340
2022	441	526	695	1,662	622	630	639	3,553	611	597	523	5,284	574	604	407	6,869
2023	417	464	469	1,350	515	421	474	2,760								



Community Outreach for Dunwoody's Safe Streets initiative at Lemonade Days and a Food Truck Thursday in June



Construction is progressing at the Campus 244 development. The work on the future Element Hotel has begun, and ongoing work on the parking deck, and office building.



Item	Number of permits issued.															
Mon.	Jan	Feb	Mar	YTD	Apr	May	Jun	YTD	Jul	Aug	Sept	YTD	Oct	Nov	Dec	Year
2017	92	74	83	249	100	125	121	595	129	129	110	963	106	101	75	1,245
2018	120	104	140	364	111	107	85	667	143	126	70	1,006	117	94	48	1,265
2019	114	106	103	323	89	136	92	640	112	128	117	997	115	70	58	1,240
2020	104	110	120	334	109	109	125	677	114	131	99	1,021	116	91	104	1,332
2021	99	135	190	424	130	107	123	784	114	153	95	1,146	153	92	84	1,475
2022	108	113	139	360	116	147	149	772	113	139	108	1,132	96	98	85	1,411
2023	97	72	134	303	100	104	120	627								

Item	Number of new code compliance complaints.															
Mon.	Jan	Feb	Mar	YTD	Apr	May	Jun	YTD	Jul	Aug	Sept	YTD	Oct	Nov	Dec	Year
2017	9	5	15	29	17	28	21	95	48	68	9	220	41	45	33	339
2018	19	23	16	58	29	29	31	89	38	42	22	102	18	15	50	185
2019	15	57	29	101	35	58	54	248	43	35	33	359	49	11	10	429
2020	17	24	54	95	57	92	112	356	60	80	38	534	46	9	24	613
2021	11	11	47	69	44	32	41	186	20	30	30	266	25	35	35	361
2022	46	38	30	114	60	57	80	311	64	78	51	504	35	29	24	592
2023	55	22	43	120	44	46	51	261								



Projects Started This Quarter:

- The department designed and installed placemaking banners in the Dunwoody Village.
- Happy Hollow improvements – mailers, yard signs, webpage, press release, social posts
- Lemonade Days tent + local roads safety plan engagement
- 2023 paving – mailers, yard signs, press release, webpage updates
- Created Kids' Activity Book for Georgia Cities Week, shared them with kids during the Mayor's library readings.

Ongoing Projects This Quarter:

- Dunwoody Digest: The department distributed the Spring edition in April and produced the summer edition.
- Communications for Dunwoody Road Safety Action Plan – Food Truck Thursday tent, social media, web updates
- The department continues the distribution of new resident welcome packets.
- Created 40 graphics: Homecoming Park, Wildcat Park, Bike to Lunch, Perimeter Center East sidewalk closed, Bond referendum, Talkback series, Trouble calls, Best of All, Employee kudos, Georgetown Gateway detour, Lemonade Days series, Dunwoody Digest series, What's new for businesses, and more!
- Print ads: Monthly calendar ads for Dunwoody Crier & Dunwoody Reporter
- Videos: Created 29 videos with 86K total views; 6 Council meetings with 2,151 views on Facebook
 - o Come on in! (Business ribbon-cutting videos): The Hall at Ashford Lane, CAMP, Visionworks, Aqua-Tots, Hawkers, Armistead Paint, Buffalo Wild Wings,
 - o Two Bridges Park opening, State Farm active shooter training video, Storefront Art unveiling, Ashford Lane mural unveiling, MARTA mural unveiling, Memorial Day ceremony, Dunwoody diorama, Campus 244 tour, Scan van, Teddy bear donation, High Street topping out, DHS 50th proclamation, Corners Outreach tour, AAPI Celebration, Teen Police Academy on day one and graduation day.
- Issued 20 press releases; Received 32 media inquiries.
- Created 19 newsletters: D-news, Dunwoody Ambassadors, Inside Dunwoody
- Top posts: (Facebook) Pitts Road Bridge closing, (Twitter) "Dunwoody is Thriving" opinion piece, (Instagram) Two Bridges Park opening video.



Finished Projects This Quarter

- 2023 Dunwoody Community Survey results released in April – press release, social media, Digest article.
- Designed Q1 2023 Quarterly Report
- Designed new webpages: bonds site and related project pages, helped design police transparency page.
- Coordinated with police and Doraville police on co-responder program – press release, social media.

Coming up

- July 4th City Tent
- Winters Chapel Trail ribbon cutting
- Promotions: Front Yard Tree program, Electronics Recycling, Hispanic Heritage Month celebration
- Developing Dunwoody map for hotel guests and Perimeter workforce

Item	Number of media inquiries.														
Mon.	Jan	Feb	Mar	YTD	Apr	May	Jun	YTD	Jul	Aug	Sept	YTD	Nov	Dec	Year
2017	24	25	18	67	17	25	15	124	17	15	14	170	19	19	208
2018	21	17	25	63	28	32	20	143	21	24	21	209	10	14	233
2019	7	9	12	28	7	4	10	49	8	10	15	82	12	6	100
2020	15	17	22	54	9	14	14	91	17	25	15	148	19	24	191
2021	10	9	18	37	23	22	32	114	18	15	24	171	11	8	190
2022	17	18	19	54	15	9	9	87	11	8	12	118	17	11	152
2023	17	8	9	34	11	10	11	66							

Item	Number of public engagement opportunities, community meetings, and events.															
Mon.	Jan	Feb	Mar	YTD	Apr	May	Jun	YTD	Jul	Aug	Sept	YTD	Oct	Nov	Dec	Year
2017	2	1	2	5	2	3	2	12	3	1	4	20	5	4	4	33
2018	2	6	3	11	3	5	2	21	2	3	3	29	6	4	3	42
2019	2	4	3	9	4	4	1	18	4	5	5	32	3	4	3	42
2020	7	7	2	16	4	6	4	30	3	6	6	45	9	2	3	59
2021	3	4	4	11	1	9	8	29	4	4	4	41	11	7	5	64
2022	2	9	7	18	6	6	5	35	9	8	8	60	12	11	6	89
2023	3	9	9	21	7	6	5	39								

Item	Number of unique visitors to Dunwoody's website.															
Mon.	Jan	Feb	Mar	YTD	Apr	May	Jun	YTD	Jul	Aug	Sept	YTD	Oct	Nov	Dec	Year
2017	12,719	12,432	13,163	38,314	13,472	14,794	15,973	82,553	13,748	15,673	11,203	123,177	12,397	10,827	8,624	155,025
2018	12,247	14,077	16,083	42,407	12,848	13,530	12,346	81,131	11,935	13,741	12,888	119,695	14,323	11,914	9,912	155,844
2019	10,908	11,104	11,401	33,413	16,401	17,028	16,197	83,039	24,001	23,105	27,050	157,195	20,362	20,299	15,101	212,957
2020	16,622	15,855	27,056	59,533	20,759	21,660	23,556	125,508	23,329	21,183	20,887	190,907	22,450	15,491	19,204	248,052
2021	13,015	12,066	14,682	39,763	12,664	14,243	20,909	87,579	15,720	18,123	16,525	137,947	15,258	13,990	20,386	187,581
2022	15,960	11,845	14,939	42,744	17,705	17,086	16,247	93,782	14,473	15,628	14,866	138,749	16,013	12,437	13,856	181,055
2023	13,676	14,878	14,901	43,455	17,947	20,753	18,402	100,557								

Item	Number of engagements (Reactions, Comments, Shares, etc.) on Facebook.															
Mon.	Jan	Feb	Mar	YTD	Apr	May	Jun	YTD	Jul	Aug	Sept	YTD	Oct	Nov	Dec	Year
2020	3,614	5,442	6,232	15,288	6,807	11,849	5,155	39,099	5,710	4,226	4,242	53,277	3,544	2,207	2,489	61,517
2021	7,214	7,214	7,214	7,214	2,507	5,126	4,648	19,495	4,361	3,379	2,769	30,004	3,046	2,723	2,303	38,076
2022	2,207	2,608	2,541	7,356	3,334	2,265	1,716	14,671	3,267	2,958	2,048	22,944	2,593	2,537	2,655	30,729
2023	1,678	2,528	2,415	6,621	2,250	2,255	1,432	12,558								

Item	Number of engagements (Likes, Retweets, Replies, etc.) on Twitter.															
Mon.	Jan	Feb	Mar	YTD	Apr	May	Jun	YTD	Jul	Aug	Sept	YTD	Oct	Nov	Dec	Year
2020	294	233	446	973	326	230	273	1,802	278	232	363	2,675	422	216	151	3,464
2021	142	121	213	476	174	173	233	1,056	184	125	222	1,587	167	111	92	1,957
2022	186	100	84	370	84	77	91	622	132	117	101	972	89	52	79	1,192
2023	160	135	158	453	77	109	74	713								

City of Dunwoody Georgia

Number of unique visitors to Dunwoody's website.

April Highlights

- 1-27 Pink Pop-Up exhibition Spruill Gallery
- 3-7 Spring Break: DeKalb County Schools
- 6 Zoning Board of Appeals Meeting City Hall | 6 p.m.
- 7 City Hall closed
- 10 Dunwoody City Council Meeting City Hall | 6 p.m.
- 11 Planning Commission Meeting City Hall | 6 p.m.
- 13 Dunwoody Sustainability Committee Meeting City Hall | 8 a.m.
- 19-23 Lemonade Days Brook Run Park Dunwoody Preservation Trust
- 22 Dad's Garage Comedy Show Stage Door Theatre
- 24 Dunwoody City Council Meeting City Hall | 6 p.m.
- 27 Food Truck Thursdays begin Brook Run Park
- 28-30 Dunwoody Community Garden Spring Plant Sale Brook Run Greenhouse
- 29 Household Hazardous Waste Recycling City Hall | 9 a.m. - 1 p.m.
- 30 Asian-American & Pacific Islander Heritage Celebration Ashford Lane | 1-4 p.m.

AAPI Celebration April 30

Lemonade Days April 19-23

Dunwoody Farmers Market Every Saturday Brook Run Park

Household Hazardous Waste Recycling April 29

City of Dunwoody Georgia | 4800 Ashford Dunwoody Rd., Dunwoody GA 30338 | 678.382.6700

City of Dunwoody Georgia

Number of unique visitors to Dunwoody's website.

May Highlights

- 2 Art Commission Meeting City Hall | 7:30 a.m.
- 4 Zoning Board of Appeals Meeting City Hall | 6 p.m.
- 4-7 Pottery, Jewelry & Art Sale Spruill Gallery
- 6 Grand Opening: Two Bridges Park 50 Perimeter Center East noon - 2 p.m.
- 7 Afternoon Tea Donaldson-Bannister Farm
- 8 Dunwoody City Council Meeting City Hall | 6 p.m.
- 9 Planning Commission Meeting City Hall | 6 p.m.
- 11 Sustainability Committee Meeting City Hall | 8 a.m.
- Bike to Lunch with Dunwoody City Council 11:45 a.m.
- 12-28 "Peter and the Starcatcher" Stage Door Theatre
- 13 Master Gardener Talk Dunwoody Community Garden & Orchard Greenhouse
- 13-14 Dunwoody Art Festival Dunwoody Village Parkway Spruill Gallery
- 18 Development Authority Meeting City Hall | 5 p.m.
- 20 Kids-to-Parks Day Brook Run Park | 10 a.m. - 2 p.m.
- 22 Dunwoody Audit Committee Meeting City Hall | 3:30 p.m.
- 22 Dunwoody City Council Meeting City Hall | 6 p.m.
- 29 Memorial Day Ceremony Brook Run Park Veterans Memorial | 10 a.m. (City Hall closed)

Happy Mother's Day May 14

Dunwoody Farmers Market Every Saturday | 9 a.m. - noon Brook Run Park

Food Truck Thursdays Every week Brook Run Park 5 - 9 p.m.

City of Dunwoody Georgia | 4800 Ashford Dunwoody Rd., Dunwoody GA 30338 | 678.382.6700

City of Dunwoody Georgia

Number of unique visitors to Dunwoody's website.

StoryWalk® celebrating Juneteenth

THROUGH JUNE: Stroll along paths at Brook Run Park and the Dunwoody Nature Center to read "A Flag for Juneteenth" by Kim Taylor

June Highlights

- 1 Zoning Board of Appeals Meeting City Hall | 6 p.m.
- 2 Pics in the Park: "Shang-Chi" Farmshah Park | dusk
- 3 Free First Saturday Dunwoody Nature Center | 11 a.m.
- 6 Art Commission Meeting City Hall | 7:30 a.m.
- 8 Sustainability Committee Meeting City Hall | 8 a.m.
- 10 Master Gardener Talk: Mushrooms Dunwoody Community Garden & Orchard Greenhouse | 11 a.m.
- Groovin' on the Green Satellite Blvd. Band Brook Run Park | 6 - 9 p.m.
- Dad's Garage Stage Door Theatre 2:30 p.m. Children's show 7:30 p.m. Adult show
- Dunwoody Farmers Market Every Saturday | 9 a.m. - noon Brook Run Park
- 12 Dunwoody City Council Meeting City Hall | 6 p.m.
- 13 Planning Commission Meeting City Hall | 6 p.m.
- 17 Game Night Dunwoody Preservation Trust N. Shallowford Annex | 5 - 10 p.m.
- 18 Monthly Community Bike Ride Village Banger | 3:45 p.m.
- 19 Juneteenth City Hall closed
- 23 Mead Tasting Dunwoody Nature Center

Summer Concerts Season Opener

Satellite Blvd Band June 10

Food Truck Thursdays Every week Brook Run Park 5 - 9 p.m.

City of Dunwoody Georgia | 4800 Ashford Dunwoody Rd., Dunwoody GA 30338 | 678.382.6700

New Water Conservation rules adopted

per Metropolitan North Georgia Water Planning District's 1610 Water Resource Management Plan

Dunwoody


Household Hazardous Waste Recycling

Saturday is drop-off day

C'mon in videos

NEW BUSINESS WELCOMES

10 PROMOTIONAL VIDEOS AND SHORTS including



Two Bridges Park Grand Opening




Storefront Art Presentation



Unveiling of the Dunwoody Diorama

Ashford Lane Mural



Item	Number of Facebook fans.											
Mon.	Jan	Feb	Mar	Apr	May	Jun	Jul	Apr	Sept	Oct	Nov	Dec
2020	5,472	5,547	5,759	5,844	5,968	6,058	6,166	6,222	6,336	6,405	6,444	6,477
2021	6,550	6,553	6,592	6,644	6,728	6,794	6,888	6,935	7,010	7,069	7,121	7,151
2022	7,184	7,228	7,256	7,308	7,342	7,437	7,540	7,672	7,805	7,903	7,956	8,001
2023	8,078	8,104	8,154	8,205	8,272	8,343						

Item	Number of Twitter followers.											
Mon.	Jan	Feb	Mar	Apr	May	Jun	Jul	Apr	Sept	Oct	Nov	Dec
2020	6,928	6,979	7,102	7,160	7,211	7,278	7,322	7,363	7,421	7,475	7,490	7,494
2021	7,432	7,452	7,467	7,475	7,423	7,425	7,460	7,492	7,537	7,535	7,544	7,568
2022	7,611	7,634	7,644	7,641	7,645	7,662	7,682	7,701	7,699	7,678	7,617	7,626
2023	7,652	7,675	7,680	7,675	7,658	7,656						



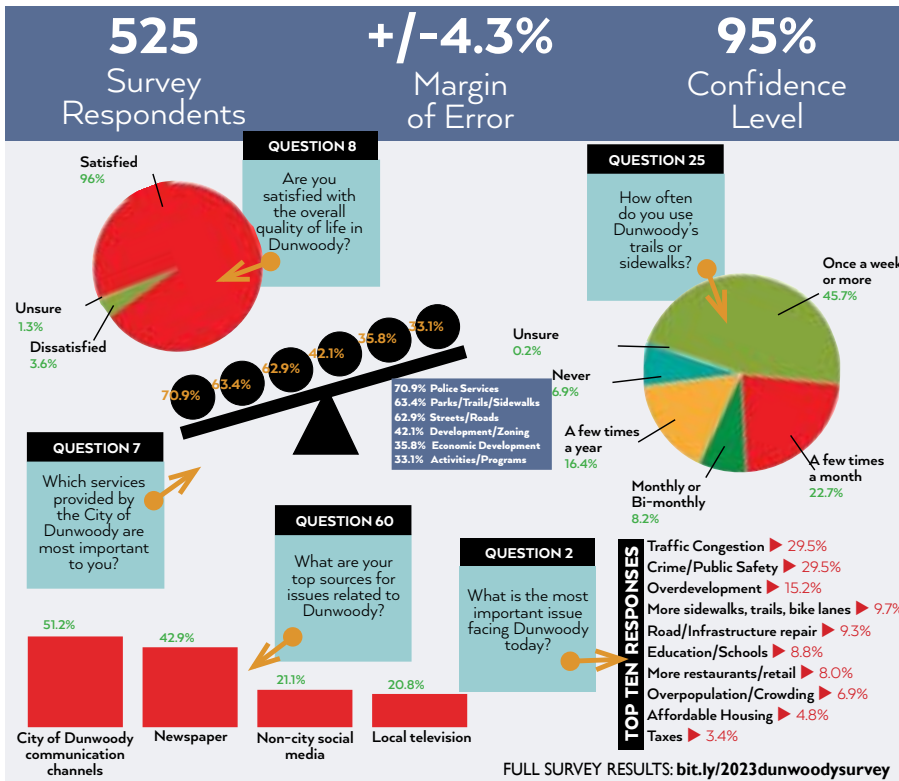
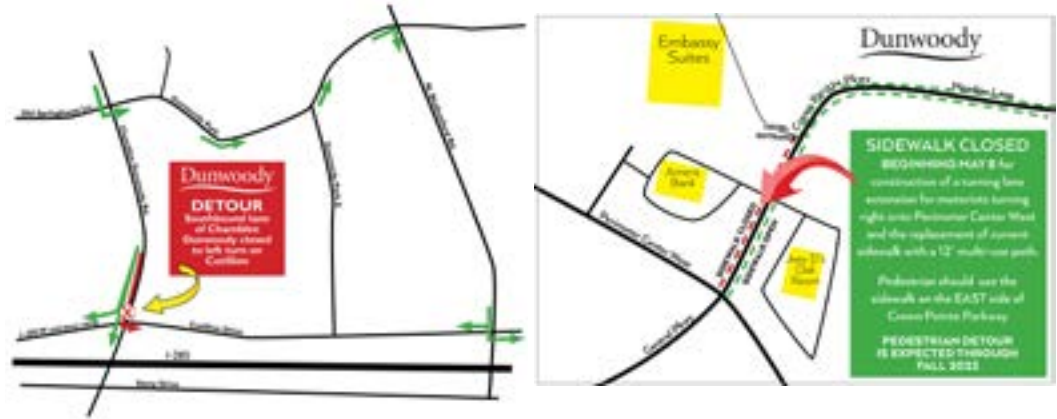
DUNWOODY

May is National Bike Month

From Dunwoody City Hall > Take on a Chamber Dunwoody Rd. | Click to learn more

Ride to Lunch with the Dunwoody City Council Thursday, May 11

CITY OF DUNWOODY 7 Nov 23 BOND REFERENDUM



Your Stormwater Utility at Work

City of Dunwoody Georgia

Stormwater Repair in Progress

Questions: **678-382-6850**





Projects Started This Quarter

- In the planning stages of expanding the Placemaking Plan utilizing Hotel Motel Tax.

Ongoing Projects This Quarter

- The department conducted 220 business retention and expansion meetings.
- The department conducted 51 business recruitment meetings.
- The staff continues to manage operations of the Dunwoody Development Authority, Urban Redevelopment Agency, and Dunwoody Art Commission.
- The Urban Redevelopment Agency has released an Invitation to Bid and Notice to Sell property for the 2.5-acre commercial site. This is the final parcel associated with Project Renaissance and is planned for a restaurant focused retail node.
 - The URA has negotiated a Letter of Intent with a developer who has proposed two restaurant concepts.

Finished Projects This Quarter

- The department hosted ribbon cuttings for Armistead Paint Supply, Buffalo Wild Wings, Hawkers Asian Street Food, Aqua Tots, CAMP and Visionworks.
- The staff approved 18 Public Art Submissions.
- The Storefront Art in Dunwoody Village has been installed.
- The staff hosted a second meeting with the Dunwoody Village Businesses and Property Owners.
- The Dunwoody MARTA Station Parking Deck Mural in coordination with Perimeter CID and MARTA has been unveiled.

Upcoming Dates

- July 20: Development Authority Board Meeting
- August 1: Dunwoody Art Commission Board Meeting
- August 19: TiE ACCESS Entrepreneur Pitch Competition
- September 5: Dunwoody Art Commission Board Meeting
- September 14: TiE Commerce Connect Entrepreneur Conference
- September 21: Development Authority Board Meeting

Item	Number of jobs reported.															
Mon.	Jan	Feb	Mar	YTD	Apr	May	Jun	YTD	Jul	Aug	Sept	YTD	Oct	Nov	Dec	Year
2017	-	-	100	100	100	25	-	125	-	-	-	-	-	-	-	225
2018	15	-	-	15	-	190	75	280	600	-	100	980	-	-	-	1,020
2019	35	15	105	155	-	-	-	155	-	215	565	935	225	40	15	1,215
2020	-	-	1,000	1,000	-	20	10	1,030	340	75	42	1,487	300	-	-	1,787
2021	-	-	-	-	20	-	-	20	-	80	40	140	347	200	-	687
2022	3,660	160	-	3,820	20	-	20	3,860	1,156	90	-	5,106	20	-	10	5,136
2023	-	200	24	224	90	-	80	394								

Item	Amount of investment (millions)															
Mon.	Jan	Feb	Mar	YTD	Apr	May	Jun	YTD	Jul	Aug	Sept	YTD	Oct	Nov	Dec	Year
2017	\$ -	\$ -	\$ 1.0	\$ 1.0	\$ 5.0	\$ 2.0	\$ -	\$ 8.0	\$ -	\$ -	\$ -	\$ 8.0	\$ -	\$ -	\$ -	\$ 9.0
2018	\$ 9.0	\$ -	\$ -	\$ 9.0	\$ -	\$ 12.0	\$ 18.0	\$ 39.0	\$ 10.0	\$ -	\$ 5.0	\$ 54.0	\$ -	\$ -	\$ 3.0	\$ 57.0
2019	\$ 3.5	\$ 3.0	\$ 7.5	\$ 14.0	\$ -	\$ -	\$ -	\$ 14.0	\$ -	\$ 3.5	\$ 15.0	\$ 32.5	\$ 7.6	\$ 3.0	\$ 1.5	\$ 44.6
2020	\$ -	\$ -	\$ 130.0	\$ 130.0	\$ -	\$ 0.6	\$ 0.3	\$ 130.9	\$ 9.9	\$ 3.8	\$ 40.0	\$ 184.6	\$ 12.0	\$ -	\$ -	\$ 196.6
2021	\$ -	\$ -	\$ -	\$ -	\$ 1.6	\$ -	\$ -	\$ 1.6	\$ -	\$ 1.5	\$ 38.0	\$ 41.1	\$ 8.0	\$ 5.0	\$ -	\$ 54.1
2022	\$ 37.8	\$ 3.1	\$ -	\$ 40.9	\$ 1.3	\$ -	\$ 0.7	\$ 42.9	\$ 21.3	\$ 8.3	\$ -	\$ 72.5	\$ 0.1	\$ -	\$ 0.3	\$ 72.9
2023	\$ 1.5	\$ 2.5	\$ 1.5	\$ 5.5	\$ 1.9	\$ -	\$ 9.4	\$ 16.8								





celebrating
**Asian American
&
Pacific Islander**
culture



in **DUNWOODY**

Produced by Dunwoody's Economic Development department
and held April 30 at Ashford Lane



Technology

Highlights

- Zero Trust Rollout – testing phase
- The Comcast upgrade to fiber installed, configuration in progress.
- SIEM/SOC project – In progress.
- Sharepoint Configuration – Project in progress
- OneDrive – Completed.
- MFA Rollout – Completed.
- Network Refresh – Equipment arriving.
- Backup solution – Request for Proposal (RFP) being written.
- Helpdesk – Completed.
- Park Internet – A Request for Proposal (RFP) has been posted, deadline extended.
- Intune – Testing in progress
- Rave – Rollout in progress
- Caseguard – Completed
- Bluebeam – In progress
- Central Square for Community Development – The estimated Start Date is March 2024.
- E-Agent Failover – Planning phase completed.
- Cyber Resiliency Review – Awaiting results.

**Congratulations to Technology Director
Ginger LePage on earning the Georgia GMIS
Spirit of GMIS Award!**



Item	Number of help desk tickets.															
Mon.	Jan	Feb	Mar	YTD	Apr	May	Jun	YTD	Jul	Aug	Sept	YTD	Oct	Nov	Dec	Year
2017	171	140	111	422	101	109	124	756	91	112	95	1,054	98	70	101	1,323
2018	187	140	141	468	181	102	117	868	105	92	100	1,165	100	75	99	1,439
2019	115	183	178	476	152	150	170	948	175	55	103	1,281	109	98	94	1,582
2020	210	192	153	555	199	284	407	1,445	386	430	401	2,662	441	373	163	3,639
2021	229	149	248	626	259	208	246	1,339	316	273	275	2,203	335	248	237	3,023
2022	271	309	252	832	205	211	252	1,500	339	605	3,083	5,527	956	562	708	7,753
2023	627	469	299	1,395	390	323	320	2,428								

Item	Number of help desk tickets resolved successfully.															
Mon.	Jan	Feb	Mar	YTD	Apr	May	Jun	YTD	Jul	Aug	Sept	YTD	Oct	Nov	Dec	Year
2017	171	139	111	421	87	116	124	748	91	106	89	1,034	98	65	90	1,287
2018	171	139	141	451	144	102	111	808	98	92	97	1,095	97	67	81	1,340
2019	107	201	135	443	146	145	184	918	150	44	121	1,233	141	93	66	1,533
2020	202	163	116	481	211	297	452	1,441	395	441	374	2,651	455	383	218	3,707
2021	219	146	221	586	273	203	237	1,299	323	271	292	2,185	332	241	250	3,008
2022	260	252	219	731	251	205	265	1,452	278	585	2,952	5,267	369	1,082	941	7,659
2023	621	445	352	1,418	372	340	309	2,439								



City Clerk

Highlights:

- Ongoing training of Deputy City Clerk, focusing on November 2023 General Election requirements and procedures.
- The department published the General Election Qualify Fee ad in the Crier on January 26, 2023.
- The staff is preparing for the City Council 2023 Strategic Planning Retreat.
- The staff attended the 2023 City Council annual retreat March 22 – 23, 2023.

Item	Number of open records requests.															
Mon.	Jan	Feb	Mar	YTD	Apr	May	Jun	YTD	Jul	Aug	Sept	YTD	Oct	Nov	Dec	Year
2017	280	253	309	842	265	302	282	1691	265	302	282	2540	287	300	219	3,346
2018	328	236	281	845	255	288	333	1721	309	344	295	2669	351	322	329	3,671
2019	308	386	293	987	345	361	350	2043	380	444	400	3267	439	385	340	4,431
2020	504	405	328	1237	205	244	276	1962	285	246	324	2817	321	281	350	3,769
2021	349	352	398	1099	304	311	405	2119	378	361	434	3292	436	409	360	4,497
2022	362	351	352	1065	397	353	422	2237	372	426	471	3506	446	391	471	4,814
2023	499	611	520	1,630	359	500	500	2989								

Human Resources

Item	Number of applications received.															
Mon.	Jan	Feb	Mar	YTD	Apr	May	Jun	YTD	Jul	Aug	Sept	YTD	Oct	Nov	Dec	Year
2017	19	19	21	59	41	31	13	144	9	35	25	213	19	16	42	290
2018	76	36	30	142	25	34	17	218	13	13	25	269	6	11	24	310
2019	37	37	56	130	72	45	11	258	39	15	0	312	NA	9	20	341
2020	49	1	NA	50	NA	7	16	73	14	NA	2	89	32	28	15	164
2021	14	25	15	54	10	32	28	124	26	44	26	220	11	31	16	278
2022	16	26	45	87	55	48	40	230	53	27	27	337	19	22	18	396
2023	24	19	60	103	98	99	50	350								

Item	Number of positions filled. (NA = No open positions that month.)															
Mon.	Jan	Feb	Mar	YTD	Apr	May	Jun	YTD	Jul	Aug	Sept	YTD	Oct	Nov	Dec	Year
2017	2	2	0	4	0	4	1	9	1	0	1	11	2	0	0	13
2018	0	3	1	4	1	1	3	9	1	2	0	12	2	2	0	16
2019	0	0	4	4	4	3	2	13	0	1	1	15	NA	0	1	16
2020	2	1	NA	3	NA	1	0	4	2	1	NA	7	0	2	1	10
2021	1	1	1	3	0	1	0	4	1	1	4	10	1	3	1	15
2022	2	1	2	5	0	2	7	14	4	1	3	22	0	1	2	25
2023	1	3	0	4	0	1	1	6								

Highlights:

- The City filled the Assistant Finance Director position, the Human Resources Generalist position, and two summer internships.
- Human Resources administered a salary and benefits survey to ensure a competitive position for recruitment and retention purposes.
- Human Resources and the City Manager’s office transitioned the City to a new benefits broker.
- Human Resources worked with the City’s new benefits broker regarding benefits renewals in preparation for Open Enrollment.
- Human Resources and the Wellness Committee sponsored dermatology screenings, hearing screenings, a healthy snack and social event, and an employee education session (suicide awareness and prevention).

MAY 12 is Fro-Yo Friday!



DUNWOODY'S WELLNESS COMMITTEE PRESENTS:

Fro-Yo Friday on Friday, May 12*

Free Frozen Yogurt and Social Time 11:30 am - 12:30 pm;
PLUS the afternoon off after 12:30!

All COD staff members are invited to enjoy cups of TCBY frozen yogurt plus an early release afternoon!



Municipal Court



Highlights:

- The department audited probation files and cleared warrant files in accordance with the Georgia Record Retention schedule to prepare for destruction.

Item	Number of citations filed.															
Mon.	Jan	Feb	Mar	YTD	Apr	May	Jun	YTD	Jul	Aug	Sept	YTD	Oct	Nov	Dec	Year
2017	794	801	890	2,485	679	935	844	4,943	700	1,213	857	7,713	935	796	589	10,033
2018	489	591	804	1,884	902	802	742	4,330	717	1,001	851	6,899	735	589	672	8,895
2019	706	1,009	1,168	2,883	934	1,199	1,149	6,165	1,260	1,351	1,031	9,807	1,105	1,227	913	13,052
2020	1,414	1,520	692	3,626	100	410	443	4,579	785	1,031	908	7,303	1,103	785	773	9,964
2021	688	615	754	2,057	548	652	728	3,985	672	803	630	6,090	668	612	805	8,175
2022	791	542	603	1,936	575	688	696	3,895	646	700	785	6,026	588	823	551	7,988
2023	827	709	938	2,474	827	972	756	5,029								

Item	Number of cases heard at trial.															
Mon.	Jan	Feb	Mar	YTD	Apr	May	Jun	YTD	Jul	Aug	Sept	YTD	Oct	Nov	Dec	Year
2017	8	6	6	20	6	5	2	33	6	5	5	49	8	-	-	57
2018	7	-	6	13	6	1	4	24	5	7	8	44	5	4	6	59
2019	4	2	-	6	3	2	-	11	-	3	5	19	6	8	6	39
2020	6	8	-	14	-	-	-	14	-	-	9	23	4	6	-	33
2021	7	3	-	10	2	3	3	18	2	4	2	26	-	4	4	34
2022	6	-	12	18	2	6	2	28	4	5	5	42	4	6	-	52
2023	6	4	3	13	4	3	2	22								

Item	Number of cases disposed.															
Mon.	Jan	Feb	Mar	YTD	Apr	May	Jun	YTD	Jul	Aug	Sept	YTD	Oct	Nov	Dec	Year
2017	690	628	882	2,200	692	819	674	4,385	613	809	575	6,382	788	756	314	8,240
2018	603	696	625	1,924	801	989	793	4,507	644	870	704	6,725	895	746	486	8,852
2019	770	803	872	2,445	850	1,064	727	5,086	940	1,030	844	7,900	1,192	729	838	10,659
2020	1,099	994	726	2,819	336	397	481	4,033	833	793	1,003	6,662	1,079	854	609	9,204
2021	819	797	1,001	2,617	870	633	590	4,710	535	644	560	6,449	661	505	471	8,086
2022	494	701	831	2,026	640	800	793	4,259	549	624	506	5,938	742	476	334	7,490
2023	641	722	852	2,215	655	897	817	4,584								

Item	Number of docket closures.															
Mon.	Jan	Feb	Mar	YTD	Apr	May	Jun	YTD	Jul	Aug	Sept	YTD	Oct	Nov	Dec	Year
2017	10	10	13	33	10	12	10	65	8	12	10	95	10	11	5	121
2018	9	11	10	30	10	13	10	63	8	12	10	93	12	9	7	121
2019	10	10	10	30	10	13	8	61	10	12	11	94	15	8	9	126
2020	12	12	6	30	-	-	12	42	24	24	26	116	26	15	9	166
2021	16	18	20	54	18	16	16	104	14	16	20	154	14	10	12	190
2022	8	16	20	44	14	16	14	88	10	13	11	122	12	8	7	149
2023	12	12	15	39	14	14	13	80								

Item	Number of failure to appear notices.															
Mon.	Jan	Feb	Mar	YTD	Apr	May	Jun	YTD	Jul	Aug	Sept	YTD	Oct	Nov	Dec	Year
2017	62	91	96	249	61	60	117	487	68	136	60	751	64	85	32	932
2018	64	75	37	176	99	156	91	522	68	100	58	748	95	65	50	958
2019	56	61	35	152	92	91	49	384	94	141	64	683	169	75	82	1,009
2020	126	110	15	251	-	-	71	322	242	92	131	787	229	183	84	1,283
2021	133	150	230	513	149	112	52	826	77	111	72	1,086	105	62	97	1,350
2022	51	124	153	328	61	94	74	557	86	92	96	831	65	73	57	1,026
2023	62	122	118	302	67	106	89	564								

Item	Number of computerized criminal histories.															
Mon.	Jan	Feb	Mar	YTD	Apr	May	Jun	YTD	Jul	Aug	Sept	YTD	Oct	Nov	Dec	Year
2017	101	130	144	375	104	205	159	843	153	235	198	1,429	205	169	128	1,931
2018	93	101	168	362	102	129	103	696	130	178	125	1,129	105	92	185	1,511
2019	165	111	180	456	192	201	189	1,038	193	397	236	1,864	269	211	189	2,533
2020	289	259	86	634	-	102	254	990	201	365	308	1,864	289	205	153	647
2021	189	121	150	460	126	205	182	973	205	103	98	1,379	159	92	79	1,709
2022	159	126	198	483	201	233	188	1,105	156	204	164	1,629	125	71	46	1,871
2023	123	152	143	418	156	203	234	1,011								



Finance



Projects Started This Quarter

- The Finance department continues working on the FY2022 end of the year audit. The external auditors began audit fieldwork on Monday, March 20.
- The department began conducting interviews for the vacant Assistant Finance Director position.
- The staff is working on updating Standard Operating Procedures as needed with new software and processes moving forward.

Ongoing Projects and Projects Finished This Quarter

- Finance completed the 2023 Operating and Capital Budget Book and applied to GFOA for the Distinguished Budget Presentation Award.
- Finance completed the Q4 2022 Project and Expenditure Report due to the Treasury Department related to ARPA funding. The report was due by January 31, 2023.
- The Georgia Crime Information Center (GCIC) conducts a pre-audit and an on-site audit at a minimum of once every two years to assess the City's Criminal Justice Information System (CJIS) to ensure compliance with applicable statutes, regulations, and policies. Finance staff completed the pre-audit, and the on-site audit was conducted on Tuesday, March 14. Finance staff received confirmation that the city passed the audit.
- The Finance department distributed American Rescue Plan Funding to seven Non-Profits. Additionally, all Q1 2023 reporting has been completed, and three audits were conducted.
- The Finance department filed 8 insurance claims during the first quarter of 2023.
- The Audit Committee meeting was held on Monday, February 13.
- The department presented the FY2022 Budget Amendments at the February 13 City Council meeting.
- The Georgia Power Franchise Fee for FY2022 was collected and deposited into the City's bank account.
- The Q1 2023 Safety Committee Meeting was held.
- A meeting was held on Friday, March 24 to review the FY2023 Property and Liability Insurance renewal with GIRMA. The city will see an approximately 10% increase in the premiums, similar to what other participating municipalities experienced.

Item	<i>Number of invoices paid</i>															
Mon.	Jan	Feb	Mar	YTD	Apr	May	June	YTD	July	Aug	Sept	YTD	Oct	Nov	Dec	Year
2021	319	199	341	859	307	316	301	1,783	391	316	254	2,744	396	299	295	3,734
2022	277	298	310	885	265	296	262	1,708	439	266	389	2,802	308	376	376	3,862
2023	365	367	348	1,080	411	417	500	2,408								

Item	<i>Number of insurance claims received</i>															
Mon.	Jan	Feb	Mar	YTD	Apri	May	June	YTD	July	Aug	Sept	YTD	Oct	Nov	Dec	Year
2021	1	1	3	5	3	1	1	10	1	2	6	19	1	-	1	21
2022	1	2	1	4	-	4	-	8	1	5	7	21	4	7	1	33
2023	5	3	1	9	1	2	2	14								