



CITY OF DUNWOODY Quarterly Department Report

City of
Dunwoody
Georgia

Q1 2023

Projects Started This Quarter

- Right of Way Acquisition for Vermack Road Path at Dunwoody High School
- Right of Way Acquisition for Olde Spring House Lane Path
- Jett Ferry Streetscape Standards

Ongoing Projects This Quarter

- Winters Chapel Road Path Phase I
- Georgetown Gateway
- Chamblee Dunwoody at Womack Intersection Improvement
- Dunwoody Road Sidewalk

Finished Projects This Quarter

- Spalding Drive Stormwater Pipe Upgrade
- Stormwater ARPA-Funded Projects on Redcliff Way, Tyndall Court, Vernon Oaks Drive, Vernon Springs Drive and Woodsong Trail

Upcoming Dates

- Happy Hollow Road Sidewalk Public Comment- June
- Advertise bids for Gateway Sign Installations



Intersection improvements at Womack and Chamblee Dunwoody Roads continue, with scheduled completion in Summer 2023

The project will add a left turn lane along Womack Road and will improve the sight distance for drivers turning right by re-grading the slope and reconfiguring the retaining wall.

Roadway drainage will be improved by adding a closed drainage network following the west side of Chamblee Dunwoody Road. The sidewalk along the west side of Chamblee Dunwoody Road will be upgraded to meet current ADA standards and will effectively match the recent sidewalk project on the east side.



2,279
storm drains
inspected

4,521
feet of pipe
repaired

118
maintenance work
orders completed

35
capital projects
completed

158
tons of debris from
roads and storm drains
removed

Item	Number of service requests.															
Mon.	Jan	Feb	Mar	YTD	Apr	May	June	YTD	Jul	Aug	Sept	YTD	Oct	Nov	Dec	Year
2017	25	46	57	128	17	53	99	297	69	62	53	481	10	20	18	529
2018	60	70	54	184	49	82	80	395	48	75	80	598	49	47	43	737
2019	32	27	34	93	55	60	47	255	39	70	73	437	65	29	41	572
2020	65	50	92	207	56	50	60	373	62	93	51	579	84	62	31	756
2021	56	54	50	160	76	57	60	353	74	67	80	574	47	56	39	716
2022	43	44	43	130	59	54	53	296	65	69	59	489	53	43	49	634
2023	74	66	57	197												

Item	Number of storm water service requests.															
Mon.	Jan	Feb	Mar	YTD	Apr	May	Jun	YTD	Jul	Aug	Sept	YTD	Oct	Nov	Dec	Year
2017	15	6	4	25	9	6	11	51	14	8	6	79	15	12	2	108
2018	0	7	10	17	7	6	3	33	7	10	10	60	8	6	6	80
2019	8	1	3	12	6	6	10	34	5	4	4	47	6	7	4	64
2020	20	11	16	47	15	11	14	87	24	79	34	224	22	11	5	262
2021	12	6	17	35	19	18	10	82	13	8	23	126	6	7	8	147
2022	8	6	16	30	11	7	10	58	5	13	4	80	7	7	10	104
2023	12	9	6	27												



The 7th Annual MLK Day of Service saw 500 volunteers involved in tree and daffodil planting, community garden cleanup, Spruill Arts Center cleanup, and invasive plant removal at the Dunwoody Nature Center.

Projects Started This Quarter

- A sculptural bench, designed by artist Huelani May Fogleman, will be installed across from the current 'Grounded Growth' art sculpture at Brook Run Park. The design concept was presented to the Dunwoody Arts Commission at the March 7 meeting.
- The department has three Event Sponsors secured for the 6th annual Kids to Parks Day event. Dunwoody Prep, Kaplan Orthodontics, and First Baptist Atlanta will be supporting the event at the highest sponsorship level. The event will be held at Brook Run Park on May 20 from 10 a.m. - 2 p.m.

Ongoing Projects This Quarter


- Two Bridges Park Grand Opening will be held May 6 from 12 - 2 p.m. The punch list is complete and awaiting final inspection from DeKalb County Board of Health.
- The construction documents for the Dunwoody Veterans Memorial are in process and staff anticipate bidding the rehabilitation this spring. The memorial will be in addition to the existing memorial at Brook Run Park. The concept drawings are still being reviewed and revised.

Finished Projects This Quarter

- The department has secured all the performers for Groovin' on the Green 2023 series. The series will be held on the second Saturday of each month, June through October, at the Brook Run Amphitheater from 6 - 9 p.m. A special local musician showcase by Dunwoody Music will open the July concert as part of the department's Parks and Recreation Celebration on July 8.

Item	Number of Park - related night and weekend events (Started Tracking in 2019)															
Mon.	Jan	Feb	Mar	YTD	Apr	May	Jun	YTD	Jul	Aug	Sept	YTD	Oct	Nov	Dec	Year
2019	NA	NA	NA	0	NA	NA	NA	0	2	3	2	7	3	1	1	12
2020	1	3	0	4	0	0	0	4	0	0	0	4	1	1	1	7
2021	1	0	0	1	0	2	1	4	2	2	1	9	0	2	1	12
2022	0	3	1	4	1	3	2	10	2	3	1	16	3	1	1	21
2023	1	2	1	4												

Item	Number of Park service requests.															
Mon.	Jan	Feb	Mar	YTD	Apr	May	Jun	YTD	Jul	Aug	Sept	YTD	Oct	Nov	Dec	Year
2020	2	0	0	2	4	6	2	14	5	4	7	30	7	7	4	48
2021	25	37	42	104	24	26	19	173	25	32	28	258	8	5	6	277
2022	1	2	12	15	10	17	5	47	7	11	5	70	11	7	3	91
2023	4	5	3	12												



The Brook Run Skate Park provides a terrific venue for local artists' commissioned murals. Displays for February celebrated Black History Month. March murals celebrated Women's History Month.



Construction completed on Two Bridges Park: Opening May 6



Princesses and their Princes enjoyed the Valentine's Princess Party held at the N. Shallowford Annex on February 9.



1Q
CROSSWALK DETAILS:
57
citations

1Q
DISTRACTED DRIVING DETAILS:
53
citations

Finished Projects This Quarter

- The 2022 Dunwoody Police Department Annual Report was completed and published online.
- The department partnered with State Farm and conducted a Multi-Jurisdictional Active Shooter Exercise on March 7.
- The department added additional Flock cameras throughout the city.
- The department deployed the Tru-Narc drug detection system to detect extremely dangerous and hazardous drugs safely. The device has been used to detect Fentanyl on multiple occasions.
- Members of the department participated in the 2023 Polar Plunge, benefiting the athletes of Special Olympics Georgia. We raised approximately \$5,000, while the entire event raised more than \$200,000.
- The department conducted multiple distracted driving details this quarter, issuing 53 citations.
- The department conducted several crosswalk details and issued 57 citations for various offenses, including violations of our VRU ordinance.
- Detective Robert Barrett and Officer Jared Bradley were both promoted to Sergeant.
- The department released a new officer recruitment video.

Item	Number of calls.															
Mon.	Jan	Feb	Mar	YTD	Apr	May	Jun	YTD	Jul	Aug	Sept	YTD	Oct	Nov	Dec	Year
2017	5,116	4,858	5,468	15,442	5,004	4,763	5,145	30,354	4,680	5,740	5,501	46,275	5,811	5,340	4,515	61,941
2018	4,536	4,115	5,367	14,018	5,020	5,097	5,206	29,341	5,220	5,259	4,822	44,642	5,034	4,855	4,972	59,503
2019	5,865	5,622	5,917	17,404	5,220	5,456	5,241	33,321	5,493	5,386	4,305	48,505	5,814	5,933	5,264	65,516
2020	5,777	5,659	5,171	16,607	3,168	3,875	4,350	28,000	4,778	5,683	4,747	43,208	5,388	4,092	4,529	57,217
2021	4,369	4,225	4,182	12,776	3,838	3,661	3,784	24,059	3,846	3,783	3,455	35,143	3,518	3,645	3,844	46,150
2022	3,782	3,167	3,380	10,329	3,281	3,461	3,468	20,539	3,439	3,563	3,465	31,006	3,422	3,380	3,430	41,238
2023	3,476	3,036	3,777	10,289												


Item	Number of Priority 1 calls (Calls that require immediate response)															
Mon.	Jan	Feb	Mar	YTD	Apr	May	Jun	YTD	Jul	Aug	Sept	YTD	Oct	Nov	Dec	Year
2017	28	36	34	98	37	39	36	210	28	34	41	313	39	40	42	434
2018	54	41	31	126	38	36	39	239	41	49	52	381	45	46	51	523
2019	37	31	51	119	56	56	58	289	52	60	57	458	68	41	60	627
2020	50	43	42	135	-	2	29	166	41	43	49	299	41	44	43	427
2021	54	50	53	157	45	34	44	280	40	35	33	388	38	43	37	506
2022	26	29	35	90	29	43	30	192	36	26	53	307	32	36	52	427
2023	39	33	36	108												

Item	Number of alarm calls.															
Mon.	Jan	Feb	Mar	YTD	Apr	May	Jun	YTD	Jul	Aug	Sept	YTD	Oct	Nov	Dec	Year
2017	274	213	374	861	218	247	261	1,587	281	234	205	2,307	201	240	235	2,983
2018	245	268	297	810	293	301	301	1,705	322	277	287	2,591	270	274	273	3,408
2019	198	218	245	661	226	261	224	1,372	193	192	136	1,893	240	258	235	2,626
2020	205	205	154	564	130	128	162	984	160	167	163	1,474	197	182	195	2,048
2021	172	173	159	504	185	230	222	1,141	150	146	169	1,606	180	222	236	2,244
2022	229	155	190	574	178	176	198	1,126	167	202	204	1,699	180	183	267	2,329
2023	207	160	173	540												



Sgt. Robert Barrett and Sgt. Jared Bradley: Two seasoned veterans from the Dunwoody Police Department were promoted to Sergeant.

JOIN OUR TEAM



Training is a top priority for the Dunwoody Police Department. It's important to anticipate and plan for the most difficult scenarios.

DPD is grateful for the support of State Farm, which partnered with the police on an active shooter exercise at the Park Center campus in Dunwoody. This may be hard to watch, but the lessons learned were critical.



**PARTICIPATING AGENCIES: Dunwoody Police • Sandy Springs Police
Sandy Springs Fire • DeKalb Police • DeKalb Fire & Rescue
Brookhaven Police • Doraville Police • Georgia State Patrol**


Item	Number of Officer - initiated incidents.															
Mon.	Jan	Feb	Mar	YTD	Apr	May	Jun	YTD	Jul	Aug	Sept	YTD	Oct	Nov	Dec	Year
2017	3,040	2,825	3,159	9,024	3,765	2,612	3,069	18,470	2,467	3,652	3,464	28,053	3,869	3,438	2,501	37,861
2018	2,742	2,550	3,556	8,848	3,350	3,196	3,356	18,750	3,293	3,417	3,135	28,595	3,283	3,092	3,106	38,076
2019	4,249	3,998	4,184	12,431	3,431	3,519	3,446	22,827	3,984	3,903	2,852	33,566	3,879	4,015	3,258	44,718
2020	4,015	3,976	3,693	11,684	2,061	2,513	3,015	19,273	3,376	4,250	3,260	30,159	3,755	2,512	2,797	39,223
2021	2,772	2,789	2,526	8,087	2,184	1,934	1,933	14,138	2,066	1,986	1,762	19,952	1,765	1,895	1,982	25,594
2022	1,978	1,560	1,652	5,190	1,582	1,550	1,665	9,987	1,529	1,651	1,592	14,759	1,607	1,709	1,510	19,585
2023	1,649	1,448	1,903	5,000												

Item	Number of Part 1 violent crimes.															
Mon.	Jan	Feb	Mar	YTD	Apr	May	Jun	YTD	Jul	Aug	Sept	YTD	Oct	Nov	Dec	Year
2017	4	9	3	16	3	4	3	26	7	6	2	41	6	6	8	61
2018	8	3	5	16	2	4	7	29	6	11	11	57	8	4	9	78
2019	4	3	3	10	8	9	4	31	5	3	10	49	5	3	10	67
2020	5	2	6	13	5	5	10	33	6	7	11	57	5	9	6	77
2021	5	4	8	17	7	9	11	44	8	9	11	72	5	9	7	93
2022	10	8	10	28	8	13	5	54	9	8	11	82	4	10	8	104
2023	7	7	6	20												



The Dunwoody Police Department raised approximately \$5,000 for Special Olympics Georgia at the annual Polar Plunge. Held in February, the entire event raised more than \$200,000.

Item	Number of Part 1 property crimes.															
Mon.	Jan	Feb	Mar	YTD	Apr	May	Jun	YTD	Jul	Aug	Sept	YTD	Oct	Nov	Dec	Year
2017	161	147	137	445	136	166	124	871	166	200	193	1,430	173	216	200	2,019
2018	168	142	172	482	154	178	180	994	182	184	156	1,516	180	155	208	2,059
2019	167	170	157	494	153	134	176	957	163	161	150	1,431	179	154	211	1,975
2020	172	126	116	414	42	83	84	623	101	97	103	924	139	147	181	1,391
2021	148	132	128	408	109	101	122	740	116	109	107	1,072	99	120	139	1,430
2022	131	94	119	344	140	113	126	723	147	112	130	1,112	123	122	128	1,485
2023	121	117	166	404												



[Read 2022 Annual Report here](#)

CORE VALUES:

Service | Integrity | Courage | Professionalism | Respect | Teamwork

Mission

To protect life and property by upholding the law through fair and impartial policing while being a trusted partner with our community in order to reduce crime and create a safer Dunwoody.

Vision

We aspire to be a leader in providing exceptional police services to our citizens while providing a work environment where our staff is valued, supported, and thrives.

Motto

Ready to Protect, Proud to Serve



Projects Started This Quarter

- The Department has started the renewal process for the Atlanta Regional Commission Green Communities certification.
- The Community Development Department has onboarded Jonathan DiGioia as the City's Safe Street Program Manager. Toole Design has also been selected as the consultant for the Local Road Safety Action Plan.
- The Planning & Zoning Division is forwarding several text amendments that implement changes in state law and regional requirements, tighten parking requirements for home occupations, and update standards for non-conforming uses.

Ongoing Projects This Quarter

- The Trail Master Plan is proceeding. The PATH Foundation has prepared a preliminary draft for staff review. The City Council will receive a presentation at the April 24 meeting.
- The construction is continuing at the hotel, parking deck, and associated site work at the Campus 244 development. The work on the existing office building is continuing and work on the cross-laminated timber addition has started.
- The construction at High Street is progressing with all buildings topped out. The phased opening will likely start in the first quarter of 2024.


Finished Projects This Quarter

- The construction on the remaining parcels of Perimeter Marketplace is largely completed. The Quik Trip gas station opened to the public in February.
- The major update to the sign code passed at the February 13 City Council meeting. The update fixes inconsistencies and technical issues and provides a pathway for additional flexibility in signage for campus-type developments.
- The City has executed contracts with providers for the 2023 household hazardous waste and household electronics recycling events. These contracts can be extended through 2024 and 2025.
- The city has been awarded the Tree City USA recognition for an 11th year in a row.

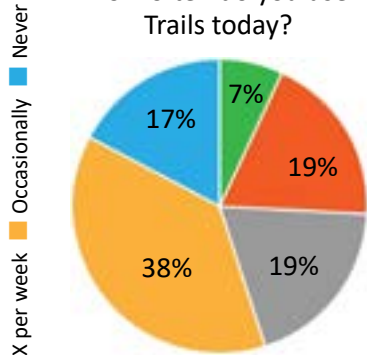
COMMUNITY DEVELOPMENT

Item	Number of plans received for review.															
Mon.	Jan	Feb	Mar	YTD	Apr	May	Jun	YTD	Jul	Aug	Sept	YTD	Oct	Nov	Dec	Year
2017	80	110	184	374	162	136	240	912	187	238	132	1,469	176	149	101	1,895
2018	148	162	247	557	109	115	115	896	158	148	94	1,296	126	144	85	1,651
2019	132	102	117	351	58	71	75	555	137	128	114	934	91	58	55	1,138
2020	202	247	298	747	227	172	310	1,456	249	201	276	2,182	104	70	94	2,450
2021	165	149	224	538	162	138	147	985	157	202	145	1,489	151	130	122	1,892
2022	139	145	191	475	141	187	202	1,005	120	173	129	1,427	117	115	107	1,766
2023	119	123	154	396												

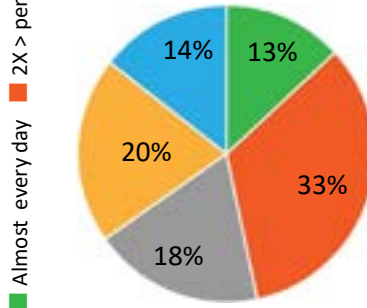
Item	Number of inspections requested.															
Mon.	Jan	Feb	Mar	YTD	Apr	May	Jun	YTD	Jul	Aug	Sept	YTD	Oct	Nov	Dec	Year
2017	223	351	468	1,042	151	363	291	1,847	309	315	391	2,862	359	373	283	3,877
2018	282	337	334	953	465	428	385	2,231	369	445	345	3,390	353	340	325	4,408
2019	166	158	170	494	562	497	357	1,910	188	189	170	2,457	348	353	397	3,555
2020	359	345	320	1,024	355	301	327	2,007	339	330	316	2,992	183	231	155	3,561
2021	444	631	561	1,636	583	511	563	3,293	560	496	512	4,861	543	488	448	6,340
2022	441	526	695	1,662	622	630	639	3,553	611	597	523	5,284	574	604	407	6,869
2023	417	464	469	1,350												



How often do you use Trails today?



How often would you use Trails if within a 10-minute walk?



Trail Types

The City of Dunwoody is partnering with the PATH Foundation Team to develop a city-wide trail master plan. This project will verify trail opportunities and feasibility, develop branding and design standards, and outline strategies for implementation.



Greenway



Sidepath



Buffered Cycle Track



Calm Street

Item	Number of permits issued.															
Mon.	Jan	Feb	Mar	YTD	Apr	May	Jun	YTD	Jul	Aug	Sept	YTD	Oct	Nov	Dec	Year
2017	92	74	83	249	100	125	121	595	129	129	110	963	106	101	75	1,245
2018	120	104	140	364	111	107	85	667	143	126	70	1,006	117	94	48	1,265
2019	114	106	103	323	89	136	92	640	112	128	117	997	115	70	58	1,240
2020	104	110	120	334	109	109	125	677	114	131	99	1,021	116	91	104	1,332
2021	99	135	190	424	130	107	123	784	114	153	95	1,146	153	92	84	1,475
2022	108	113	139	360	116	147	149	772	113	139	108	1,132	96	98	85	1,411
2023	97	72	134	303												

Item	Number of new code compliance complaints.															
Mon.	Jan	Feb	Mar	YTD	Apr	May	Jun	YTD	Jul	Aug	Sept	YTD	Oct	Nov	Dec	Year
2017	9	5	15	29	17	28	21	95	48	68	9	220	41	45	33	339
2018	19	23	16	58	29	29	31	89	38	42	22	102	18	15	50	185
2019	15	57	29	101	35	58	54	248	43	35	33	359	49	11	10	429
2020	17	24	54	95	57	92	112	356	60	80	38	534	46	9	24	613
2021	11	11	47	69	44	32	41	186	20	30	30	266	25	35	35	361
2022	46	38	30	114	60	57	80	311	64	78	51	504	35	29	24	592
2023	55	22	43	120												



Projects Started This Quarter

- Communications for Dunwoody Road Safety Action Plan – press release, social media, media coverage.
- Communications for HIRE Dunwoody – press release, video, social media, yard signs, ads.
- Coordinated Ashford Dunwoody Path groundbreaking – press release, video, social media.
- 2023 Dunwoody Community Survey – The results to be released in late April.
- Introduced “Talk-Back” section to D-news to increase engagement and incentivize reading to the end.
- Communications for Sustainability Hero Awards nominations – press release, website, social media.

Ongoing Projects This Quarter

- Dunwoody Digest: distributed Winter edition in January, produced Spring edition
- Trail Master Plan: The department promoted the public meeting with press release, yard signs, fliers, ad.
- The department redesigned the Perimeter Placemaking plan in coordination with Economic Development.
- The department continues the distribution of new resident welcome packets.
- Youth City Council at Dunwoody High School: Chief Grogan, Michael Starling, and Brent Walker presented; hosted students for dinner with City Council; recognized students during March 27 City Council meeting.
- Created 35 graphics: Trail logo, Quick-build public works projects, Kudos to A.J., Dunwoody Digest promo graphics, Talk-Back, Community Survey, Souper Bowl thank you, Stop Human Trafficking, Dunwoody Road detour, and more!
- Print ads: Monthly calendar ads for Dunwoody Crier & Dunwoody

New Talk Back section added to D-News to encourage feedback and reading to the end. Nearly 1,000 new subscribers were added in 2022. Readership averages 51% each week, well above the industry average.



Reporter

- Videos: Created 28 videos with 87K total views; 6 Council meetings with 1,649 views on Facebook
 - o Come on in! (Business ribbon-cutting videos): Super Chix, Louisiana Bistreaux, Bloom Holistic Dentistry, Business Owner's Emporium, Fifth Third Bank, P.F. Chang's, Superica, Halal Guys, 26 Thai
 - o MLK, Jr. Day of Service, MLK Preview, Developments along MARTA line, Adult Day of Dunwoody, Men in Black mural, Quick-build public works projects, Women's History Month murals, QT opens, Daffodils blooming, 100th Birthday, Georgia Arbor Day, Two Bridges playground, Atlanta Archery Club
- The department issued 11 press releases and received 34 media inquiries.
- Created 20 newsletters: D-news, Dunwoody Ambassadors, Inside Dunwoody, Neighborhood Watch
- Top posts: (Facebook) Transform 285/400 traffic shift, (Twitter) Perimeter Mall shooting, (Instagram) Developments along MARTA line video.

Finished Projects This Quarter

- Martin Luther King, Jr. Day of Service promotion
- The department promoted the release of Edge City 2.0 report.
- Tree City & Arbor Day - press release and video

Coming up

- Two Bridges Park Grand Opening: May 6
- Promote Local Road Safety Action Plan - website, engagement at Lemonade Days
- Lemonade Days city tent
- Promotions for Municipal Court Amnesty, AAPI celebration, Memorial Day Ceremony, Summer Concerts, Pics in the Park

Item	Number of media inquiries.															
Mon.	Jan	Feb	Mar	YTD	Apr	May	Jun	YTD	Jul	Aug	Sept	YTD	Oct	Nov	Dec	Year
2017	24	25	18	67	17	25	15	124	17	15	14	170	24	19	19	232
2018	21	17	25	63	28	32	20	143	21	24	21	209	5	10	14	238
2019	7	9	12	28	7	4	10	49	8	10	15	82	10	12	6	110
2020	15	17	22	54	9	14	14	91	17	25	15	148	12	19	24	203
2021	10	9	18	37	23	22	32	114	18	15	24	171	18	11	8	208
2022	17	18	19	54	15	9	9	87	11	8	12	118	6	17	11	152
2023	17	8	9	34												



[Jan 2023](#) | [Feb 2023](#) | [March 2023](#)



[Jan 2023](#) | [Feb 2023](#) | [March 2023](#)

The Dunwoody Digest is delivered via USMail to every home and business in Dunwoody.

Item	Number of public engagement opportunities, community meetings, and events.															
Mon.	Jan	Feb	Mar	YTD	Apr	May	Jun	YTD	Jul	Aug	Sept	YTD	Oct	Nov	Dec	Year
2017	2	1	2	5	2	3	2	12	3	1	4	20	5	4	4	33
2018	2	6	3	11	3	5	2	21	2	3	3	29	6	4	3	42
2019	2	4	3	9	4	4	1	18	4	5	5	32	3	4	3	42
2020	7	7	2	16	4	6	4	30	3	6	6	45	9	2	3	59
2021	3	4	4	11	1	9	8	29	4	4	4	41	11	7	5	64
2022	2	9	7	18	6	6	5	35	9	8	8	60	12	11	6	89
2023	3	9	9	21												

Item	Number of unique visitors to Dunwoody's website.															
Mon.	Jan	Feb	Mar	YTD	Apr	May	Jun	YTD	Jul	Aug	Sept	YTD	Oct	Nov	Dec	Year
2017	12,719	12,432	13,163	38,314	13,472	14,794	15,973	82,553	13,748	15,673	11,203	123,177	12,397	10,827	8,624	155,025
2018	12,247	14,077	16,083	42,407	12,848	13,530	12,346	81,131	11,935	13,741	12,888	119,695	14,323	11,914	9,912	155,844
2019	10,908	11,104	11,401	33,413	16,401	17,028	16,197	83,039	24,001	23,105	27,050	157,195	20,362	20,299	15,101	212,957
2020	16,622	15,855	27,056	59,533	20,759	21,660	23,556	125,508	23,329	21,183	20,887	190,907	22,450	15,491	19,204	248,052
2021	13,015	12,066	14,682	39,763	12,664	14,243	20,909	87,579	15,720	18,123	16,525	137,947	15,258	13,990	20,386	187,581
2022	15,960	11,845	14,939	42,744	17,705	17,086	16,247	93,782	14,473	15,628	14,866	138,749	16,013	12,437	13,856	181,055
2023	13,676	14,878	14,901	43,455												

Item	Number of engagements (Reactions, Comments, Shares, etc.) on Facebook.															
Mon.	Jan	Feb	Mar	YTD	Apr	May	Jun	YTD	Jul	Aug	Sept	YTD	Oct	Nov	Dec	Year
2020	3,614	5,442	6,232	15,288	6,807	11,849	5,155	39,099	5,710	4,226	4,242	53,277	3,544	2,207	2,489	61,517
2021	7,214	7,214	7,214	7,214	2,507	5,126	4,648	19,495	4,361	3,379	2,769	30,004	3,046	2,723	2,303	38,076
2022	2,207	2,608	2,541	7,356	3,334	2,265	1,716	14,671	3,267	2,958	2,048	22,944	2,593	2,537	2,655	30,729
2023	1,678	2,528	2,415	6,621												

City of Dunwoody Georgia
 dumwoodyga.gov | 4800 Ashford Dunwoody Rd., Dunwoody GA 30338 | 678.382.6700

Welcome to 2023!

January Highlights

- 2 City Hall closed
- 3 Dunwoody Art Commission Meeting
- 5 Zoning Board of Appeals Meeting
- 7 Free First Saturday
- 9 Dunwoody City Council Meeting
- 10 Planning Commission Meeting
- 12 Sustainability Committee Meeting
- 14 Free Master Gardening Talk: Monarch Butterflies
- 16 Martin Luther King, Jr. Day of Service
- 19 Dunwoody Development Authority Meeting
- 21 Dunwoody Senior Baseball Pitching Clinic
- 23 Dunwoody City Council Meeting
- 26 Gallery Exhibit Opening Reception

MLK JR. DAY OF SERVICE
 Souper Bowl of Caring Food Drive through Jan. 16 | MLK, Jr. Day of Service
 dumwoodyga.gov/mlkday

City of Dunwoody Georgia
 dumwoodyga.gov | 4800 Ashford Dunwoody Rd., Dunwoody GA 30338 | 678.382.6700

February Highlights

- 2 Zoning Board of Appeals Meeting
- 4 Valentine's Pet Portraits
- 5 Free First Saturday
- 7 Dunwoody Art Commission Meeting
- 8 Dunwoody Trail Master Plan Public Meeting
- 9 Sustainability Committee Meeting
- 11 Free Master Gardening Talk: Honey Bees
- 13 Dunwoody City Council Meeting
- 14 Planning Commission Meeting
- 18 Game Night
- 20 City Hall closed
- 27 Dunwoody City Council Meeting

February is Black History Month
 see Dunwoody's collection of artist murals at Brook Run Park Feb. 1 - 28

HAPPY Valentine's DAY

City of Dunwoody Georgia
 dumwoodyga.gov | 4800 Ashford Dunwoody Rd., Dunwoody GA 30338 | 678.382.6700

March Highlights

- 4 Free First Saturday
- 6 Sustainability Hero
- 7 Dunwoody Art Commission Meeting
- 9 Dunwoody Sustainability Committee Meeting
- 11 Free Master Gardening Talk: Seed Germination
- 13 Dunwoody City Council Meeting
- 14 Planning Commission Meeting
- 16 Dunwoody Development Authority Meeting
- 18 Concert in the Park
- History Alive "Georgia's Covered Bridges"
- 24 Artistic Affair
- 25 Snap!Dragon Garden Opening Reception
- 27 Dunwoody City Council Meeting

March is Women's History Month
 All new collection of artist murals at Brook Run Park

Dunwoody Farmers Market
 Every Saturday
 Brook Run Park

Spring forward
 DUNWOODY

Daylight Saving Time begins at 2 a.m. Sunday, March 12

How will you give back on Monday?

- FOOD DRIVE
-
-

Monthly calendar ads in Dunwoody Crier and Reporter Newspaper

Item	Number of engagements (Likes, Retweets, Replies, etc.) on Twitter.															
Mon.	Jan	Feb	Mar	YTD	Apr	May	Jun	YTD	Jul	Aug	Sept	YTD	Oct	Nov	Dec	Year
2020	294	233	446	973	326	230	273	1,802	278	232	363	2,675	422	216	151	3,464
2021	142	121	213	476	174	173	233	1,056	184	125	222	1,587	167	111	92	1,957
2022	186	100	84	370	84	77	91	622	132	117	101	972	89	52	79	1,192
2023	160	135	158	453												

Item	Number of Facebook fans.											
Mon.	Jan	Feb	Mar	Apr	May	Jun	Jul	Apr	Sept	Oct	Nov	Dec
2020	5,472	5,547	5,759	5,844	5,968	6,058	6,166	6,222	6,336	6,405	6,444	6,477
2021	6,550	6,553	6,592	6,644	6,728	6,794	6,888	6,935	7,010	7,069	7,121	7,151
2022	7,184	7,228	7,256	7,308	7,342	7,437	7,540	7,672	7,805	7,903	7,956	8,001
2023	8,078	8,104	8,154									

Item	Number of Twitter followers.											
Mon.	Jan	Feb	Mar	Apr	May	Jun	Jul	Apr	Sept	Oct	Nov	Dec
2020	6,928	6,979	7,102	7,160	7,211	7,278	7,322	7,363	7,421	7,475	7,490	7,494
2021	7,432	7,452	7,467	7,475	7,423	7,425	7,460	7,492	7,537	7,535	7,544	7,568
2022	7,611	7,634	7,644	7,641	7,645	7,662	7,682	7,701	7,699	7,678	7,617	7,626
2023	7,652	7,675	7,680									

C'mon in videos

NEW BUSINESS WELCOMES

P.F. Chang's



Business Owners Emporium Bloom Holistic Dentistry



Louisiana Bistreaux



Super Chix



Superica



Halal Guys



26 Thai Kitchen



13 PROMOTIONAL VIDEOS including Jack and Jill of America



MLK, Jr. Day of Service



Women's History Month Murals



HIREDunwoody



Join us for a presentation by the PATH Foundation for a look at a draft map and proposed design for a trail network in Dunwoody. Q&A will follow.

ALL ARE INVITED

Dunwoody Trail MASTER PLAN

Public Meeting February 8 6 - 7:30 pm Dunwoody City Hall

Your street is on the '23 list

Dunwoody's Public Works Department has contracted with Blount Construction to complete 7.3 miles of street resurfacing on 33 Dunwoody streets in 2023. Your neighborhood street is on the list.

Work schedule plans will be updated throughout the year via the Dunwoody website. Check regularly to find when crews will be in your neighborhood: dunwoodyga.gov/paving

Top-End 285 Trail GEORGETOWN SEGMENT

The Trail's Georgetown Segment is a 6-mile, 12-foot-wide concrete bikepath and walking path along the 1285 right-of-way connecting existing paths at Georgetown Square and Old Georgetown Trail.

BENEFITS

- Provides direct alternative transportation connections between the Georgetown area, Dunwoody MARTA station.
- Provides "last mile" connection for transit.
- Supports Dunwoody's trail system by more than 1 mile, connects gaps in existing trails.

PERIMETER Placemaking PLAN

PARKS - GREENSPACE

GATEWAY WAYFINDING SIGNAGE

PATHS - TRAILS - BIKE LANES

PUBLIC ART

Dunwoody

HIRE Dunwoody

CAREER EXPO

REGISTER TODAY

Thursday March 30

Dillard's wing Perimeter Mall

Workshops 10 - 11 am | Expo 11 am - 2 pm



47 employers applied to take part in the HIRE Dunwoody Career Expo coordinated with the Community Assistance Center, Discover Dunwoody, Perimeter Chamber, Perimeter Mall and WorkSource DeKalb

- > 91% were hiring for at least one full-time role
- > 83% offered positions paying \$18 or more
- > 83% offered healthcare benefits
- > 71% offered a retirement plan

Projects Started This Quarter

- Planning the Asian American & Pacific Islanders and Hispanic Heritage celebration.

Ongoing Projects This Quarter

- The department conducted 274 business retention and expansion meetings.
- The department conducted 60 business recruitment meetings.
- The department managed operations of the Dunwoody Development Authority, Urban Redevelopment Agency, and Dunwoody Art Commission.
- The Urban Redevelopment Agency has released an Invitation to Bid and Notice to Sell property for the 2.5 Acre Commercial Site. This is the final parcel associated with Project Renaissance and is planned for a restaurant focused retail node.
 - The URA has negotiated a Letter of Intent with a developer who has proposed two restaurant concepts.

Finished Projects This Quarter

- The department hosted ribbon cuttings for Fifth Third Bank, PF Chang's, Business Owners Emporium, Bloom Holistic Dentistry, Louisiana Bistreaux, Super Chix, Superica, Halal Guys, and Thai 26.
- The staff approved 16 Public Art Submissions.
- The staff hosted a meeting with the Dunwoody Village Businesses and Property Owners.
- The department worked with the Community Assistance Center and Discover Dunwoody to host the HIRE Dunwoody Job Fair.
- The department worked with Perimeter CID, MARTA, and the Dunwoody Art Commission to select a Muralist to install a large-scale Mural on the MARTA Parking Deck.

Upcoming Dates

- May 18: Development Authority Board Meeting
- June 6: Dunwoody Art Commission Board Meeting



New Business Ribbon-Cuttings

Item	Number of new jobs reported															
Mon.	Jan	Feb	Mar	YTD	Apr	May	Jun	YTD	Jul	Aug	Sept	YTD	Oct	Nov	Dec	Year
2017	-	-	100	100	100	25	-	125	-	-	-	-	-	-	-	225
2018	15	-	-	15	-	190	75	280	600	-	100	980	-	-	40	1,020
2019	35	15	105	155	-	-	-	155	-	215	565	935	225	40	15	1,215
2020	-	-	1,000	1,000	-	20	10	1,030	340	75	42	1,487	300	-	-	1,787
2021	-	-	-	-	20	-	-	20	-	80	40	140	347	200	-	687
2022	3,660	160	-	3,820	20	-	20	3,860	1,156	90	-	5,106	20	-	10	5,136
2023	-	200	24	224												

Item	Amount of investment (millions)															
Mon.	Jan	Feb	Mar	YTD	Apr	May	Jun	YTD	Jul	Aug	Sept	YTD	Oct	Nov	Dec	Year
2017	\$ -	\$ -	\$ 1.0	\$ 1.0	\$ 5.0	\$ 2.0	\$ -	\$ 8.0	\$ -	\$ -	\$ -	\$ 8.0	\$ -	\$ -	\$ -	\$ 9.0
2018	\$ 9.0	\$ -	\$ -	\$ 9.0	\$ -	\$ 12.0	\$ 18.0	\$ 39.0	\$ 10.0	\$ -	\$ 5.0	\$ 54.0	\$ -	\$ -	\$ 3.0	\$ 57.0
2019	\$ 3.5	\$ 3.0	\$ 7.5	\$ 14.0	\$ -	\$ -	\$ -	\$ 14.0	\$ -	\$ 3.5	\$ 15.0	\$ 32.5	\$ 7.6	\$ 3.0	\$ 1.5	\$ 44.6
2020	\$ -	\$ -	\$ 130.0	\$ 130.0	\$ -	\$ 0.6	\$ 0.3	\$ 130.9	\$ 9.9	\$ 3.8	\$ 40.0	\$ 184.6	\$ 12.0	\$ -	\$ -	\$ 196.6
2021	\$ -	\$ -	\$ -	\$ -	\$ 1.6	\$ -	\$ -	\$ 1.6	\$ -	\$ 1.5	\$ 38.0	\$ 41.1	\$ 8.0	\$ 5.0	\$ -	\$ 54.1
2022	\$ 37.8	\$ 3.1	\$ -	\$ 40.9	\$ 1.3	\$ -	\$ 0.7	\$ 42.9	\$ 21.3	\$ 8.3	\$ -	\$ 72.5	\$ 0.1	\$ -	\$ 0.3	\$ 72.9
2023	\$ 1.5	\$ 2.5	\$ 1.5	\$ 5.5												



March 6: First meeting of Dunwoody Village Businesses and Property Owners

Innovation & Entrepreneurship



The Economic Development Department is implementing a long-term strategy to support entrepreneurs and the innovation economy, and is working with Sandy Springs to expand this strategy to the entire Perimeter Market.



Technology

Highlights:

- Zero Trust Rollout project started.
- Netmotion project completed.
- Comcast upgrade to fiber installed, configuration in progress.
- SharePoint Configuration in progress.
- OneDrive Rollout in progress.
- Cyber Security ARPA initiatives in progress.
- MFA rollout in progress.
- New Helpdesk selected.
- Rave Mobile Panic Button project kick off started.
- Server Room clean up completed.
- Intune configuration in progress.

Item	Number of help desk tickets.															
Mon.	Jan	Feb	Mar	YTD	Apr	May	Jun	YTD	Jul	Aug	Sept	YTD	Oct	Nov	Dec	Year
2017	171	140	111	422	101	109	124	756	91	112	95	1,054	98	70	101	1,323
2018	187	140	141	468	181	102	117	868	105	92	100	1,165	100	75	99	1,439
2019	115	183	178	476	152	150	170	948	175	55	103	1,281	109	98	94	1,582
2020	210	192	153	555	199	284	407	1,445	386	430	401	2,662	441	373	163	3,639
2021	229	149	248	626	259	208	246	1,339	316	273	275	2,203	335	248	237	3,023
2022	271	309	252	832	205	211	252	1,500	339	605	3,083	5,527	956	562	708	7,753
2023	627	469	299	1,395												

Item	Number of help desk tickets resolved successfully.															
Mon.	Jan	Feb	Mar	YTD	Apr	May	Jun	YTD	Jul	Aug	Sept	YTD	Oct	Nov	Dec	Year
2017	171	139	111	421	87	116	124	748	91	106	89	1,034	98	65	90	1,287
2018	171	139	141	451	144	102	111	808	98	92	97	1,095	97	67	81	1,340
2019	107	201	135	443	146	145	184	918	150	44	121	1,233	141	93	66	1,533
2020	202	163	116	481	211	297	452	1,441	395	441	374	2,651	455	383	218	3,707
2021	219	146	221	586	273	203	237	1,299	323	271	292	2,185	332	241	250	3,008
2022	260	252	219	731	251	205	265	1,452	278	585	2,952	5,267	369	1,082	941	7,659
2023	621	445	352	1,418												



Monthly record: 611 ORRs processed in Feb 2023

City Clerk

Highlights:

- Preparing new Deputy City Clerk for November 2023 General Election requirements and procedures.
- The department published the General Election Qualify Fee ad in the Crier on January 26, 2023.
- The staff prepared for and attended the 2023 City Council annual retreat March 22 – March 23, 2023.

Item	Number of open records requests.															
Mon.	Jan	Feb	Mar	YTD	Apr	May	Jun	YTD	Jul	Aug	Sept	YTD	Oct	Nov	Dec	Year
2017	280	253	309	842	265	302	282	1691	265	302	282	2540	287	300	219	3,346
2018	328	236	281	845	255	288	333	1721	309	344	295	2669	351	322	329	3,671
2019	308	386	293	987	345	361	350	2043	380	444	400	3267	439	385	340	4,431
2020	504	405	328	1237	205	244	276	1962	285	246	324	2817	321	281	350	3,769
2021	349	352	398	1099	304	311	405	2119	378	361	434	3292	436	409	360	4,497
2022	362	351	352	1065	397	353	422	2237	372	426	471	3506	446	391	471	4,814
2023	499	611	520	1,630												

Human Resources

Highlights:

- The City filled three Police Officer positions.
- Human Resources prepared and published Total Compensation Statements for all City employees.
- Human Resources administered a salary and benefits survey to ensure a competitive position for recruitment and retention purposes.
- Human Resources coordinated with the Police Department on a Sergeant promotional process resulting in the promotion of two new Sergeants.
- Human Resources coordinated the annual performance evaluation process for all City employees.
- Human Resources published the 2023 annual update of the Employee Handbook to all City employees. Human Resources published pertinent policies to consultants.
- Human Resources worked with the City's Human Resources Information System (HRIS) vendor to implement a new Employee Onboarding module.
- Human Resources conducted an annual review of all City job descriptions.
- Human Resources and the Wellness Committee sponsored a wellness challenge and two employee education sessions (wills and estate planning; insulin resistance, pre-diabetes, and diabetes).



Item	Number of applications received.															
Mon.	Jan	Feb	Mar	YTD	Apr	May	Jun	YTD	Jul	Aug	Sept	YTD	Oct	Nov	Dec	Year
2017	19	19	21	59	41	31	13	144	9	35	25	213	19	16	42	290
2018	76	36	30	142	25	34	17	218	13	13	25	269	6	11	24	310
2019	37	37	56	130	72	45	11	258	39	15	0	312	NA	9	20	341
2020	49	1	NA	50	NA	7	16	73	14	NA	2	89	32	28	15	164
2021	14	25	15	54	10	32	28	124	26	44	26	220	11	31	16	278
2022	16	26	45	87	55	48	40	230	53	27	27	337	19	22	18	396
2023	24	19	60	103												

Item	Number of positions filled. (NA = No open positions that month.)															
Mon.	Jan	Feb	Mar	YTD	Apr	May	Jun	YTD	Jul	Aug	Sept	YTD	Oct	Nov	Dec	Year
2017	2	2	0	4	0	4	1	9	1	0	1	11	2	0	0	13
2018	0	3	1	4	1	1	3	9	1	2	0	12	2	2	0	16
2019	0	0	4	4	4	3	2	13	0	1	1	15	NA	0	1	16
2020	2	1	NA	3	NA	1	0	4	2	1	NA	7	0	2	1	10
2021	1	1	1	3	0	1	0	4	1	1	4	10	1	3	1	15
2022	2	1	2	5	0	2	7	14	4	1	3	22	0	1	2	25
2023	1	3	0	4												



Municipal Court

Highlights:

- The department audited probation files and cleared warrant files in accordance with the Georgia Record Retention schedule to prepare for destruction.

Item	Number of citations filed.															
Mon.	Jan	Feb	Mar	YTD	Apr	May	Jun	YTD	Jul	Aug	Sept	YTD	Oct	Nov	Dec	Year
2017	794	801	890	2,485	679	935	844	4,943	700	1,213	857	7,713	935	796	589	10,033
2018	489	591	804	1,884	902	802	742	4,330	717	1,001	851	6,899	735	589	672	8,895
2019	706	1,009	1,168	2,883	934	1,199	1,149	6,165	1,260	1,351	1,031	9,807	1,105	1,227	913	13,052
2020	1,414	1,520	692	3,626	100	410	443	4,579	785	1,031	908	7,303	1,103	785	773	9,964
2021	688	615	754	2,057	548	652	728	3,985	672	803	630	6,090	668	612	805	8,175
2022	791	542	603	1,936	575	688	696	3,895	646	700	785	6,026	588	823	551	7,988
2023	827	709	938	2,474												

Item	Number of cases heard at trial.															
Mon.	Jan	Feb	Mar	YTD	Apr	May	Jun	YTD	Jul	Aug	Sept	YTD	Oct	Nov	Dec	Year
2017	8	6	6	20	6	5	2	33	6	5	5	49	8	-	-	57
2018	7	-	6	13	6	1	4	24	5	7	8	44	5	4	6	59
2019	4	2	-	6	3	2	-	11	-	3	5	19	6	8	6	39
2020	6	8	-	14	-	-	-	14	-	-	9	23	4	6	-	33
2021	7	3	-	10	2	3	3	18	2	4	2	26	-	4	4	34
2022	6	-	12	18	2	6	2	28	4	5	5	42	4	6	-	52
2023	6	4	3	13												

Item	Number of cases disposed.															
Mon.	Jan	Feb	Mar	YTD	Apr	May	Jun	YTD	Jul	Aug	Sept	YTD	Oct	Nov	Dec	Year
2017	690	628	882	2,200	692	819	674	4,385	613	809	575	6,382	788	756	314	8,240
2018	603	696	625	1,924	801	989	793	4,507	644	870	704	6,725	895	746	486	8,852
2019	770	803	872	2,445	850	1,064	727	5,086	940	1,030	844	7,900	1,192	729	838	10,659
2020	1,099	994	726	2,819	336	397	481	4,033	833	793	1,003	6,662	1,079	854	609	9,204
2021	819	797	1,001	2,617	870	633	590	4,710	535	644	560	6,449	661	505	471	8,086
2022	494	701	831	2,026	640	800	793	4,259	549	624	506	5,938	742	476	334	7,490
2023	641	722	852	2,215												

Item	Number of docket closures.															
Mon.	Jan	Feb	Mar	YTD	Apr	May	Jun	YTD	Jul	Aug	Sept	YTD	Oct	Nov	Dec	Year
2017	10	10	13	33	10	12	10	65	8	12	10	95	10	11	5	121
2018	9	11	10	30	10	13	10	63	8	12	10	93	12	9	7	121
2019	10	10	10	30	10	13	8	61	10	12	11	94	15	8	9	126
2020	12	12	6	30	-	-	12	42	24	24	26	116	26	15	9	166
2021	16	18	20	54	18	16	16	104	14	16	20	154	14	10	12	190
2022	8	16	20	44	14	16	14	88	10	13	11	122	12	8	7	149
2023	12	12	15	39												

Item	Number of failure to appear notices.															
Mon.	Jan	Feb	Mar	YTD	Apr	May	Jun	YTD	Jul	Aug	Sept	YTD	Oct	Nov	Dec	Year
2017	62	91	96	249	61	60	117	487	68	136	60	751	64	85	32	932
2018	64	75	37	176	99	156	91	522	68	100	58	748	95	65	50	958
2019	56	61	35	152	92	91	49	384	94	141	64	683	169	75	82	1,009
2020	126	110	15	251	-	-	71	322	242	92	131	787	229	183	84	1,283
2021	133	150	230	513	149	112	52	826	77	111	72	1,086	105	62	97	1,350
2022	51	124	153	328	61	94	74	557	86	92	96	831	65	73	57	1,026
2023	62	122	118	302												

Item	Number of computerized criminal histories.															
Mon.	Jan	Feb	Mar	YTD	Apr	May	Jun	YTD	Jul	Aug	Sept	YTD	Oct	Nov	Dec	Year
2017	101	130	144	375	104	205	159	843	153	235	198	1,429	205	169	128	1,931
2018	93	101	168	362	102	129	103	696	130	178	125	1,129	105	92	185	1,511
2019	165	111	180	456	192	201	189	1,038	193	397	236	1,864	269	211	189	2,533
2020	289	259	86	634	-	102	254	990	201	365	308	1,864	289	205	153	647
2021	189	121	150	460	126	205	182	973	205	103	98	1,379	159	92	79	1,709
2022	159	126	198	483	201	233	188	1,105	156	204	164	1,629	125	71	46	1,871
2023	123	152	143	418												



Finance

Projects Started This Quarter

- The Finance department continues working on the FY2022 end of the year audit. The external auditors began audit fieldwork on Monday, March 20.
- The staff is working on updating Standard Operating Procedures as needed with new software and processes moving forward.

Ongoing Projects and Projects Finished This Quarter

- Finance completed the 2023 Operating and Capital Budget Book and applied to GFOA for the Distinguished Budget Presentation Award.
- Finance completed the Q4 2022 Project and Expenditure Report due to the Treasury Department related to ARPA funding. The report was due by Jan. 31, 2023.
- The Georgia Crime Information Center (GCIC) conducts a pre-audit and an on-site audit at a minimum of once every two years to assess the City's Criminal Justice Information System (CJIS) to ensure compliance with applicable statutes, regulations, and policies. Finance staff completed the pre-audit, and the on-site audit was conducted on Tuesday, March 14th. Finance staff received confirmation that the city passed the audit.
- The Finance department distributed American Rescue Plan Funding to seven Non-Profits. Additionally, all Q1 2023 reporting has been completed, and 3 audits were conducted.
- The Finance department filed 8 insurance claims during the first quarter of 2023.
- The Audit Committee meeting was held on Monday, February 13.
- The department presented the FY2022 Budget Amendments at the February 13 City Council meeting.
- The Georgia Power Franchise Fee for FY2022 was collected and deposited into the City's bank account.
- The Q1 2023 Safety Committee Meeting was held.
- A Notice to Proceed was issued to CHB Acquisition Services, LLC for Acquisition and Appraisal Cost for the Old Spring House Lane Project.
- A Notice to Proceed was issued to CHB Acquisition Services, LLC for Right of Way Appraisal for 1551 Dunwoody Village Parkway Project.
- A Notice of Intent to Award was issued to Pond and Company for Professional Transportation Design Services Fee Proposal.



SUPPORT UNITS | ADMINISTRATION

Item	Number of invoices paid															
Mon.	Jan	Feb	Mar	YTD	Apr	May	June	YTD	July	Aug	Sept	YTD	Oct	Nov	Dec	Year
2021	319	199	341	859	307	316	301	1,783	391	316	254	2,744	396	299	295	3,734
2022	277	298	310	885	265	296	262	1,708	439	266	389	2,802	308	376	376	3,862
2023	365	367	348	1,080												

Item	Number of insurance claims received															
Mon.	Jan	Feb	Mar	YTD	Apr	May	June	YTD	July	Aug	Sept	YTD	Oct	Nov	Dec	Year
2021	1	1	3	5	3	1	1	10	1	2	6	19	1	-	1	21
2022	1	2	1	4	-	4	-	8	1	5	7	21	4	7	1	33
2023	5	3	1	9												