



Start: 2023-04-24
End: 2023-05-09
Times: 0:00-23:59

Compliance & Risk Report

Meadow Lane Rd/Perimeter Center PI, WB

Medium Risk Threshold: Speed Limit + 10

High Risk Threshold: Speed Limit + 20

Speed Range: 1 to 150

Time View: By Hour (Total Volumes)

Time	Speed Limit	Mode	Compliant	Low Risk	Medium Risk	High Risk	Total Num Vehicles
7:00	25	Speed Display	22	12	2	0	36
Total			22	12	2	0	36




Compliance & Risk Report

Meadow Lane Rd/Perimeter Center PI, WB

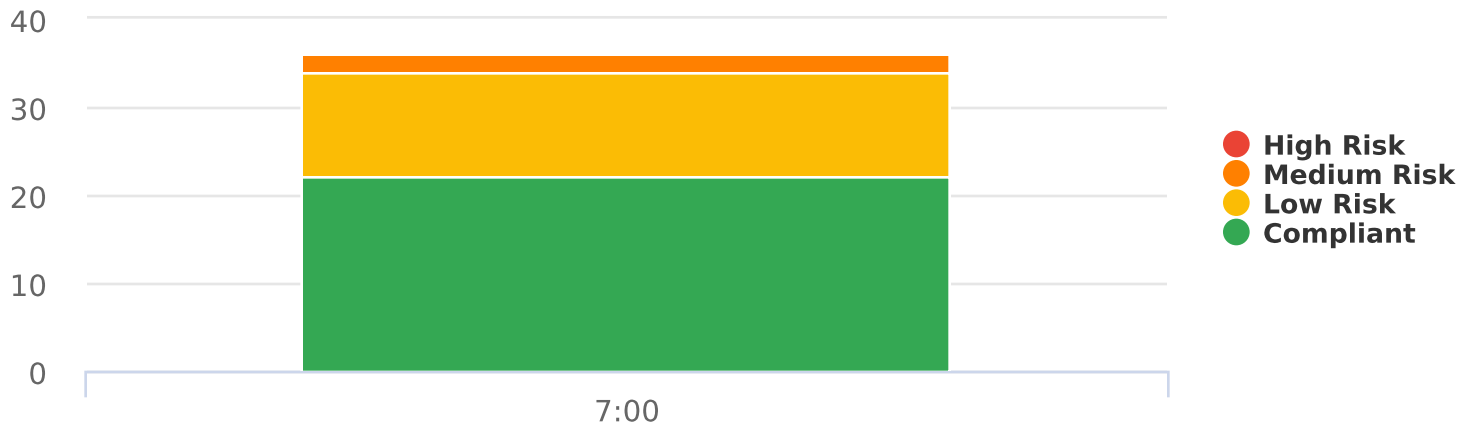
Start: 2023-04-24
 End: 2023-05-09
 Times: 0:00-23:59

Medium Risk Threshold: Speed Limit + 10
 High Risk Threshold: Speed Limit + 20
 Speed Range: 1 to 150
 Time View: By Hour (Total Volumes)

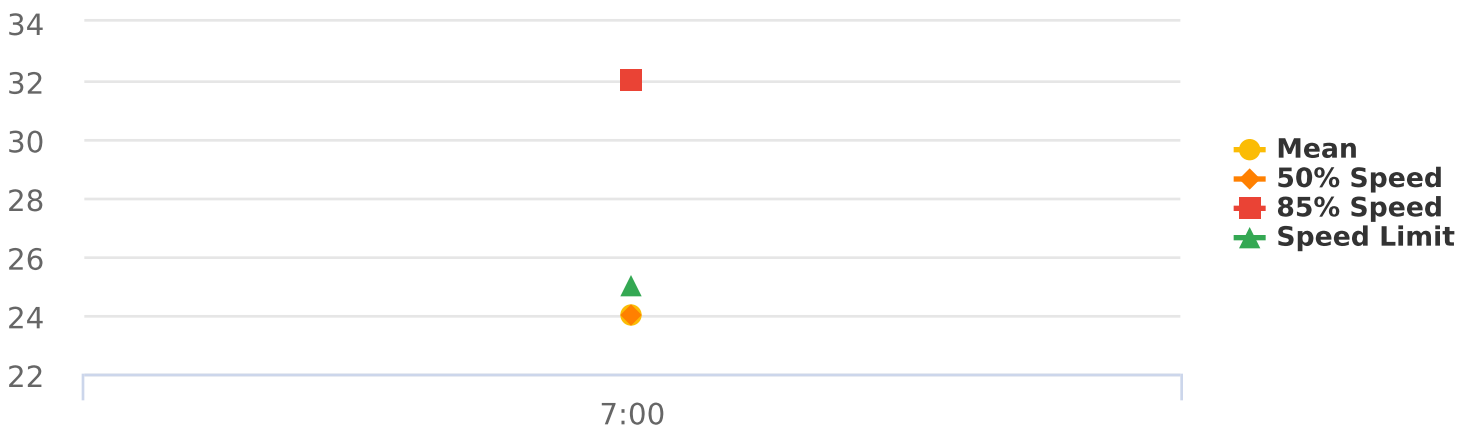
Compliance % by Hour (Totals)



Compliance by Hour (Totals)



Speeds





Start: 2023-04-24
End: 2023-05-09
Times: 0:00-23:59

Compliance & Risk Report

Meadow Lane Rd/Perimeter Center PI, WB

Medium Risk Threshold: Speed Limit + 10

High Risk Threshold: Speed Limit + 20

Speed Range: 1 to 150

Time View: By Hour (Avg Volumes)

Time	Speed Limit	Mode	Compliant	Low Risk	Medium Risk	High Risk	Total Num Vehicles
7:00	25	Speed Display	22	12	2	0	36
Average			22	12	2	0	36



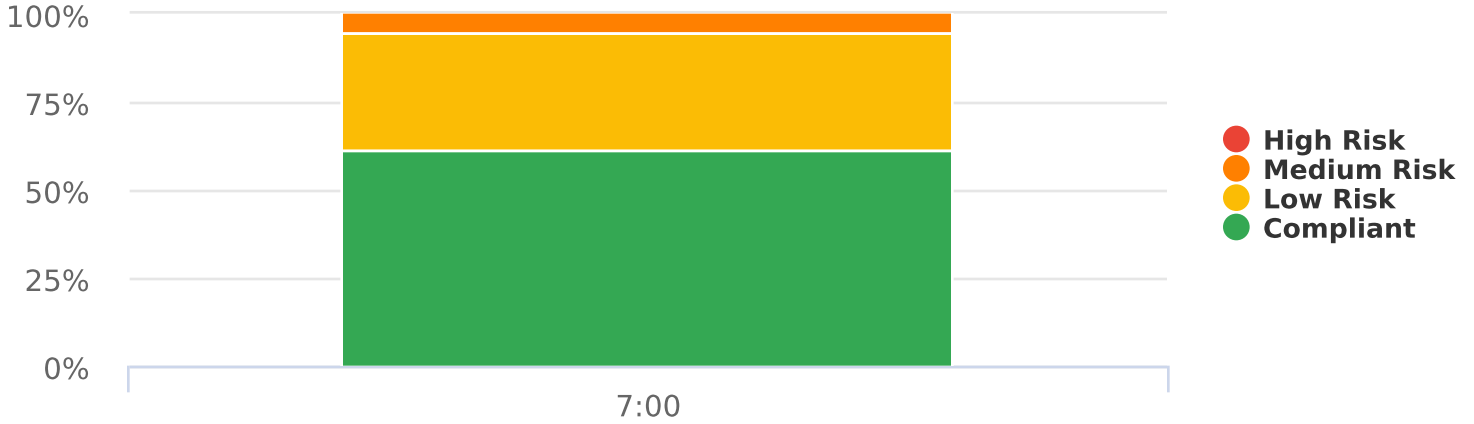
Compliance & Risk Report

Meadow Lane Rd/Perimeter Center PI, WB

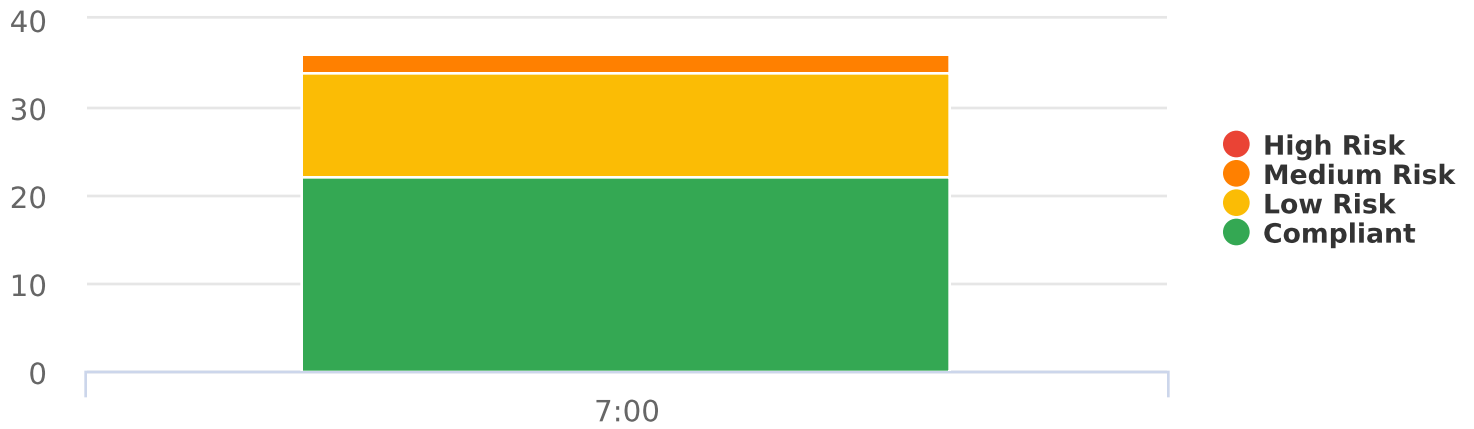
Start: 2023-04-24
 End: 2023-05-09
 Times: 0:00-23:59

Medium Risk Threshold: Speed Limit + 10
 High Risk Threshold: Speed Limit + 20
 Speed Range: 1 to 150
 Time View: By Hour (Avg Volumes)

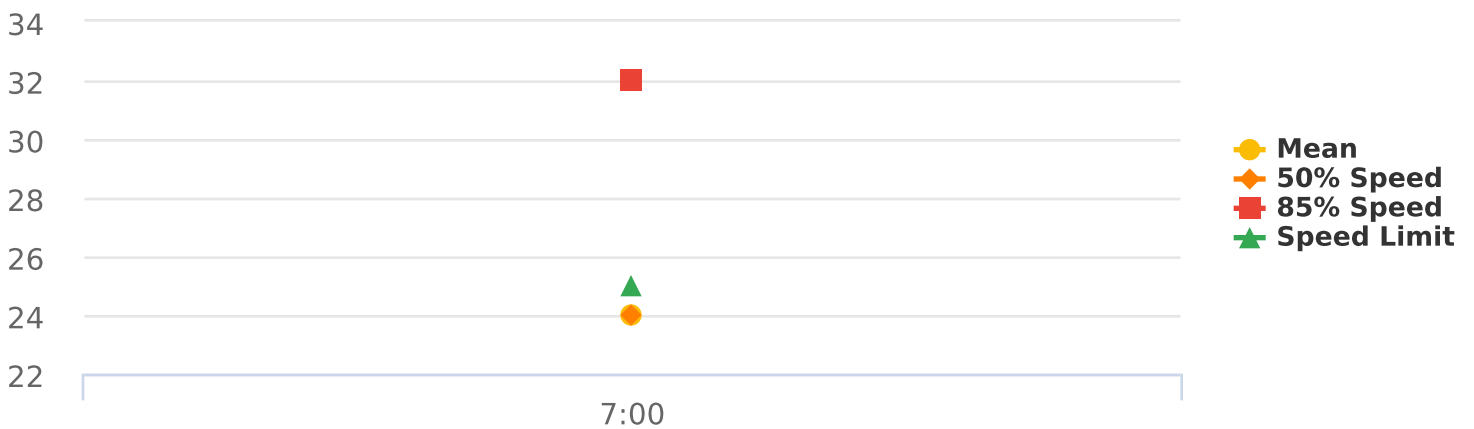
Compliance % by Hour (Avg)



Compliance by Hour (Avg)



Speeds





Enforcement Priorities Report

Meadow Lane Rd/Perimeter Center PI, WB

Start: 2023-04-24
End: 2023-05-09
Times: 0:00-23:59

Violation Threshold: Speed Limit +10
Speed Range: 1 to 150
Rank Results By: 85% Speed

#	Site	Day of Week	Time	Speed Limit	Average Speed	Average Violator Speed	85% Speed	Average # Vehicles	Average # Violators
1	Meadow Lane Rd/Perimeter Center PI, WB	Tue	7:00 - 8:00	25	24.0	36.0	32.0	36	2



Extended Speed Summary

Meadow Lane Rd/Perimeter Center PI, WB

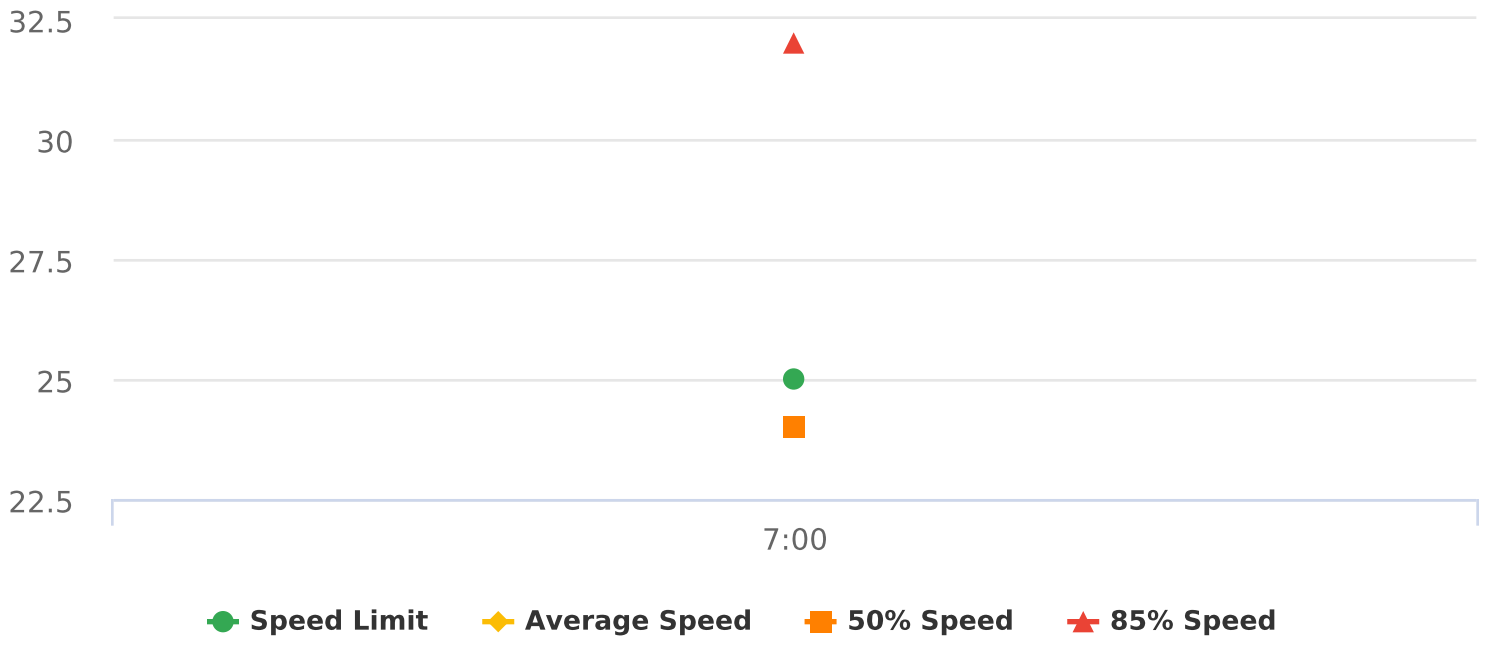
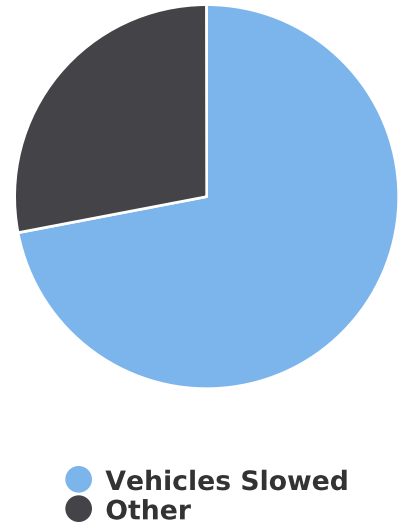
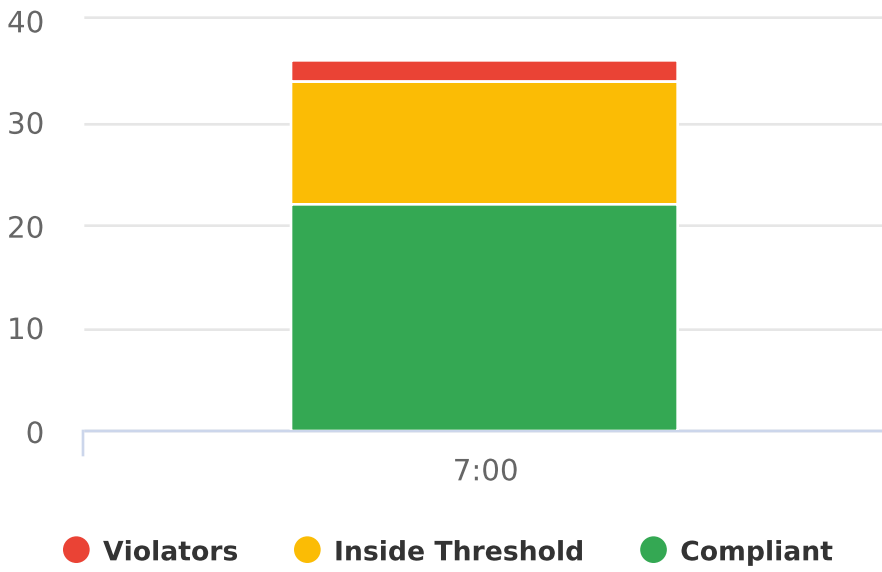
Start: 2023-04-24
 End: 2023-05-09
 Times: 0:00-23:59

Violation Threshold: Speed Limit + 10
 Speed Range: 1 to 150

Overall Summary

Total Days of Data: 1
 Speed Limit: 25
 Average Speed: 24.0
 50th Percentile Speed: 24.0
 85th Percentile Speed: 32.0
 Pace Speed Range: 19-29

Minimum Speed: 6
 Maximum Speed: 36
 Display Mode: Speed Display
 Average Volume per Day: 36.0
 Total Volume: 36





Extended Speed Summary

Meadow Lane Rd/Perimeter Center PI, WB

Start: 2023-04-24
End: 2023-05-09
Times: 0:00-23:59

Violation Threshold: Speed Limit + 10
Speed Range: 1 to 150

Time	Sign Mode	Speed Limit	Total # Vehicles	Total # Violator	% Violator	Avg # Vehicles	Avg # Violators	Min Speed	Max Speed	Avg Speed	50% Speed	85% Speed	Sign Effectiveness
7:00	Speed Display	25	36	2	5.6%	36.0	2.0	6	36	24.0	24.0	32.0	72.0%
Total Volumes/ Avg			36	2	5.6%	36.0	2.0	6	36	24.0	24.0	32.0	72.0%
Total/Avg w/o Feedback			0	0	0	0.0	0.0	n/a	n/a	n/a	n/a	n/a	n/a
Total/Avg w/ Feedback			36	2	5.6%	36.0	2.0	6	36	24.0	24.0	32.0	72.0%

Timestamp	Resolution	Total Volume	Max Speed	Min Speed	Mean Speed	85% Speed	Median Speed	Pace Speed
2023-05-09 07:00:00	60	36	36	6	24.0	32.0	24.0	24.0



Speed Effectiveness Report

Meadow Lane Rd/Perimeter Center PI, WB

Start: 2023-04-24
End: 2023-05-09
Times: 0:00-23:59

Medium Risk Threshold: Speed Limit + 10
High Risk Threshold: Speed Limit + 20
Speed Range: 1 to 150
Time View: By Hour (Avg Volumes)

Time	Speed Limit	Sign Mode	Compliant Avg Final Speed	Compliant Change in Speed	Low Risk Avg Final Speed	Low Risk Change in Speed	Medium Risk Avg Final Speed	Medium Risk Change in Speed	High Risk Avg Final Speed	High Risk Change in Speed	% of Vehicles Slowed
7:00	25	Speed Display	20.2	-3.5	29.7	-3.0	36.0	-2.0	n/a	n/a	72.0%



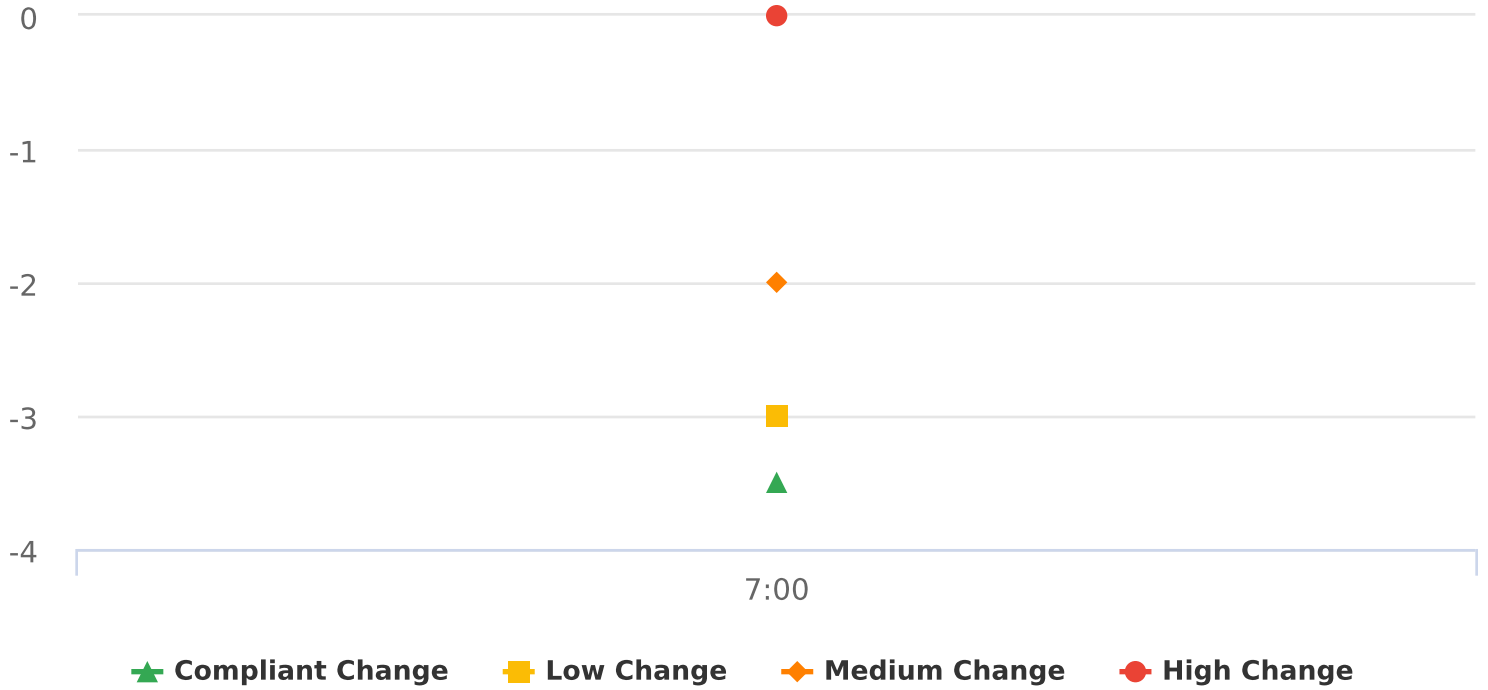
Speed Effectiveness Report

Meadow Lane Rd/Perimeter Center PI, WB

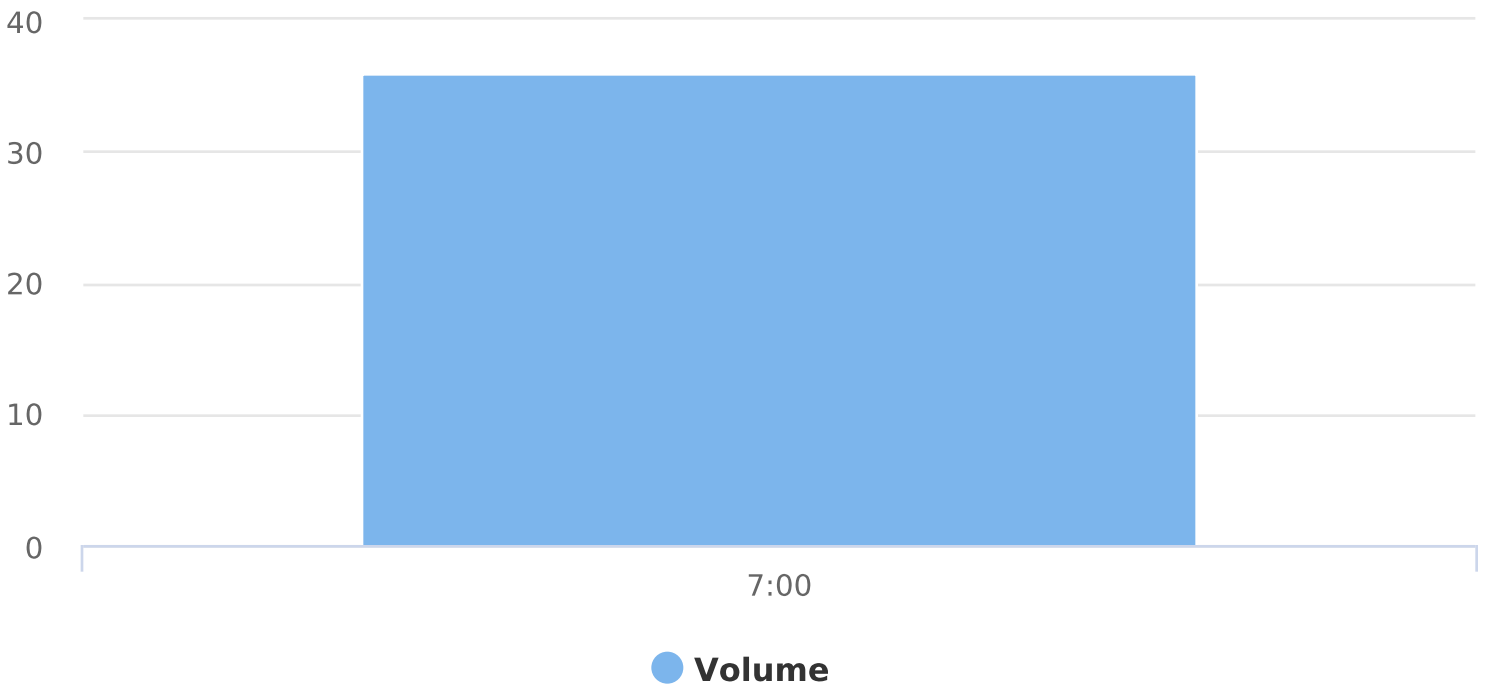
Start: 2023-04-24
End: 2023-05-09
Times: 0:00-23:59

Medium Risk Threshold: Speed Limit + 10
High Risk Threshold: Speed Limit + 20
Speed Range: 1 to 150
Time View: By Hour (Avg Volumes)

Changes in Speed by Risk Threshold



Volume by Time (Average)





Start: 2023-04-24

End: 2023-05-09

Times: 0:00-23:59

Volume by Speed

Meadow Lane Rd/Perimeter Center PI, WB

Speed Bins: Size 5, Range 1 to 150

Time View: By Hour (Total Volumes)

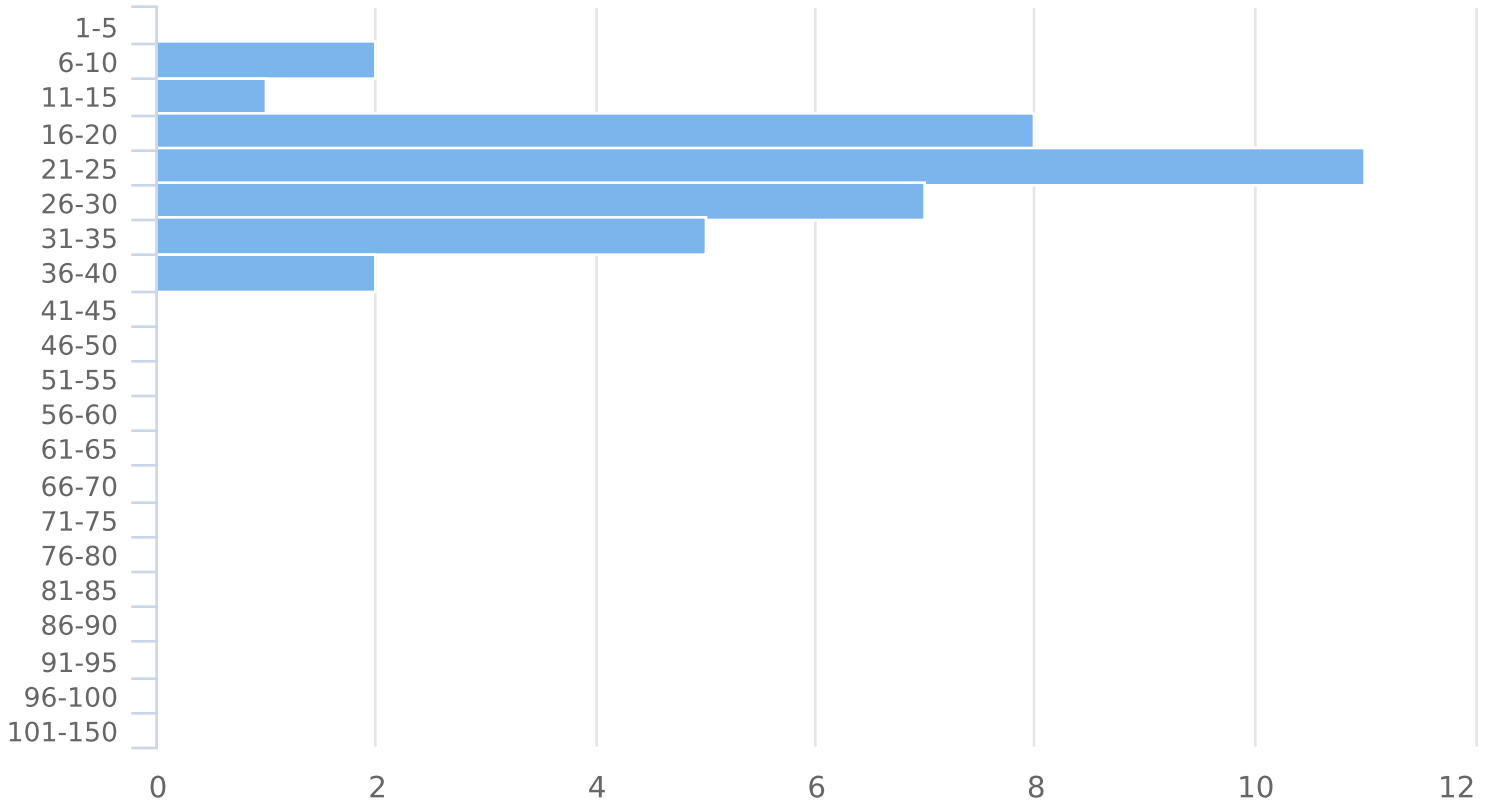
Time	1 to 5	6 to 10	11 to 15	16 to 20	21 to 25	26 to 30	31 to 35	36 to 40	41 to 45	46 to 50	51 to 55	56 to 60	61 to 65	66 to 70	71 to 75	76 to 80	81 to 85	86 to 90	91 to 95	96 to 100	101 to 150	Avg Speed	Total
7:00	0	2	1	8	11	7	5	2	0	0	0	0	0	0	0	0	0	0	0	0	0	24.2	36
Total	0	2	1	8	11	7	5	2	0	0	0	0	0	0	0	0	0	0	0	0	0	24.2	36




Start: 2023-04-24
End: 2023-05-09
Times: 0:00-23:59

Speed Bins: Size 5, Range 1 to 150
Time View: By Hour (Total Volumes)

Total Volume by Speed Distribution



Volume over Time





Start: 2023-04-24

End: 2023-05-09

Times: 0:00-23:59

Volume by Speed

Meadow Lane Rd/Perimeter Center PI, WB

Speed Bins: Size 5, Range 1 to 150

Time View: By Hour (Avg Volumes)

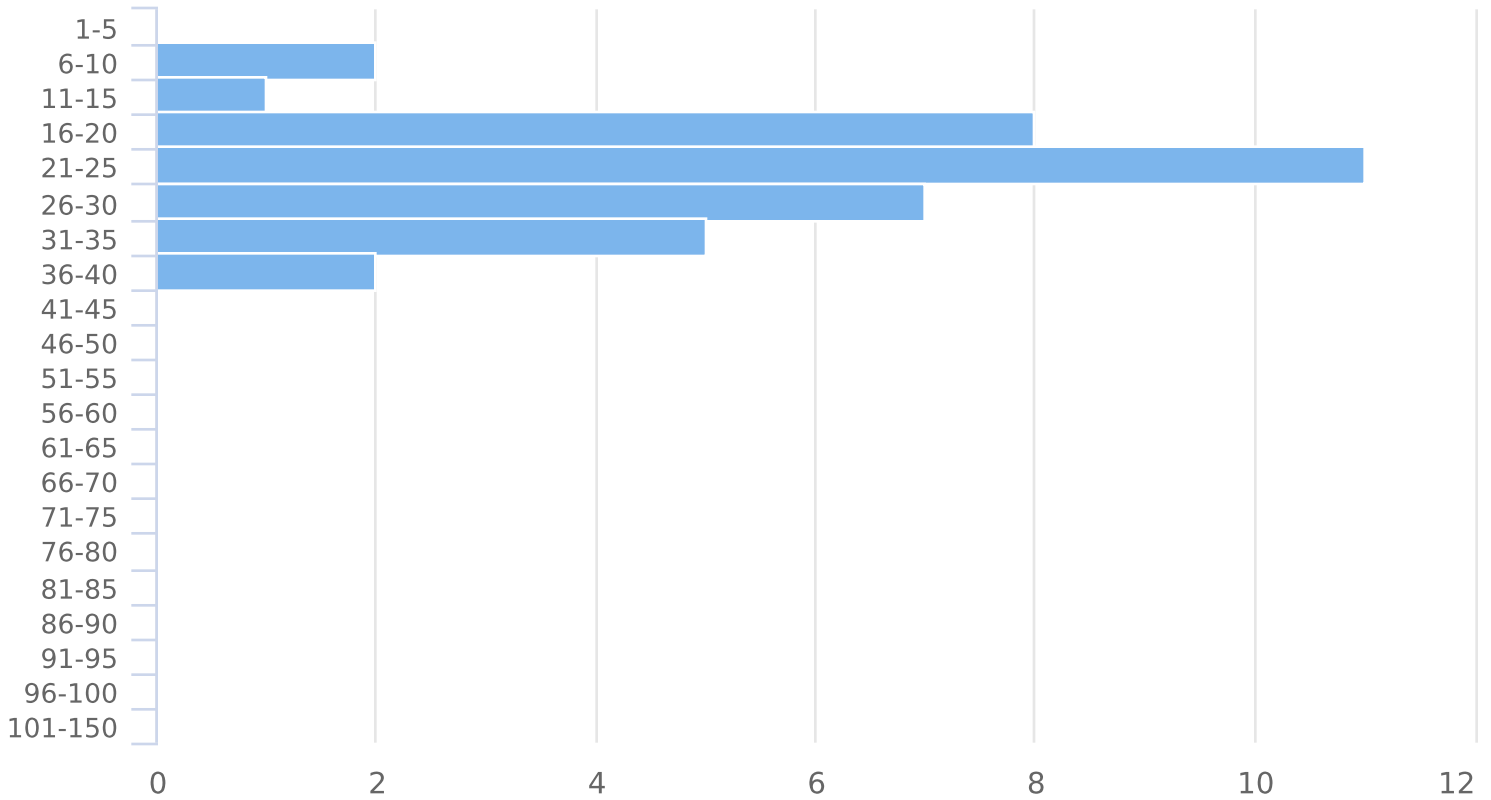
Time	1 to 5	6 to 10	11 to 15	16 to 20	21 to 25	26 to 30	31 to 35	36 to 40	41 to 45	46 to 50	51 to 55	56 to 60	61 to 65	66 to 70	71 to 75	76 to 80	81 to 85	86 to 90	91 to 95	96 to 100	101 to 150	Avg Speed	Avg Total	
7:00	0	2	1	8	11	7	5	2	0	0	0	0	0	0	0	0	0	0	0	0	0	0	24.2	36
Avg	0	2	1	8	11	7	5	2	0	0	0	0	0	0	0	0	0	0	0	0	0	0	24.2	36




Start: 2023-04-24
End: 2023-05-09
Times: 0:00-23:59

Speed Bins: Size 5, Range 1 to 150
Time View: By Hour (Avg Volumes)

Avg Volume by Speed Distribution



Average Volume over Time





Start: 2023-04-24

End: 2023-05-09

Times: 0:00-23:59

Volume by Time

Meadow Lane Rd/Perimeter Center PI, WB

Speed Bins: Size 10, Range 1 to 150

Time View: By Day (Total Volumes)

Date	00:00	01:00	02:00	03:00	04:00	05:00	06:00	07:00	08:00	09:00	10:00	11:00	12:00	13:00	14:00	15:00	16:00	17:00	18:00	19:00	20:00	21:00	22:00	23:00	Total
05-09	n/a	n/a	n/a	n/a	n/a	n/a	n/a	36	n/a	n/a	n/a	n/a	n/a	n/a	n/a	n/a	n/a	n/a	n/a	n/a	n/a	n/a	n/a	n/a	36
Total	n/a	n/a	n/a	n/a	n/a	n/a	n/a	36	n/a	n/a	n/a	n/a	n/a	n/a	n/a	n/a	n/a	n/a	n/a	n/a	n/a	n/a	n/a	n/a	36



Start: 2023-04-24
End: 2023-05-09
Times: 0:00-23:59

Speed Bins: Size 10, Range 1 to 150
Time View: By Day (Total Volumes)

Daily Total Volume

