



Start: 2023-04-05
End: 2023-04-24
Times: 0:00-23:59

Compliance & Risk Report

Mount Vernon Way/Meadowcreek Ct, SB

Medium Risk Threshold: Speed Limit + 10

High Risk Threshold: Speed Limit + 20

Speed Range: 1 to 150

Time View: By Hour (Total Volumes)

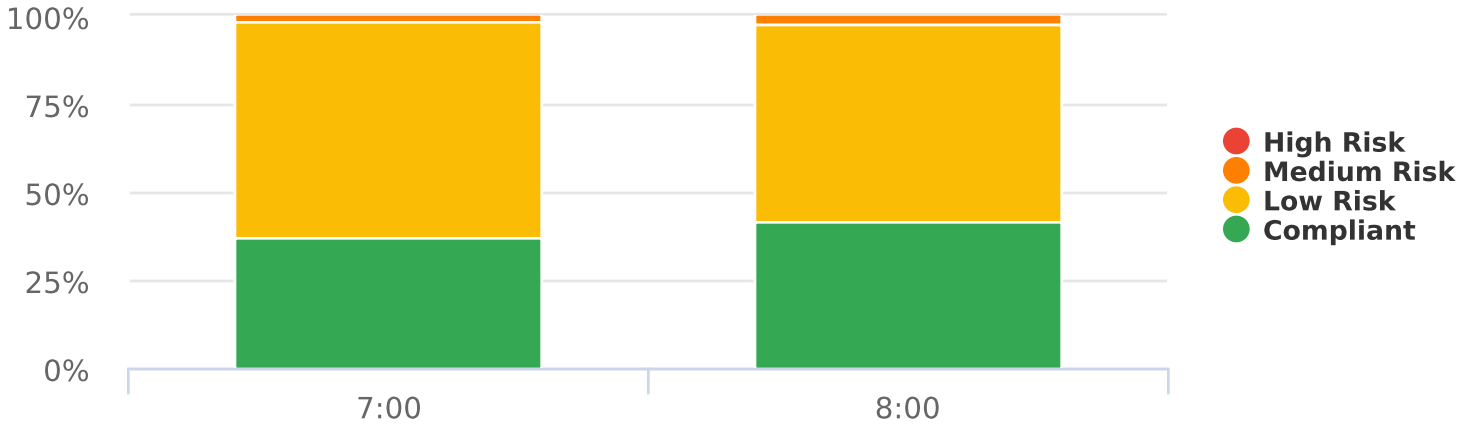
| Time | Speed Limit | Mode | Compliant | Low Risk | Medium Risk | High Risk | Total Num Vehicles |
|--------------|-------------|---------|------------|------------|-------------|-----------|--------------------|
| 7:00 | 25 | Unknown | 77 | 127 | 3 | 0 | 207 |
| 8:00 | 25 | Unknown | 59 | 79 | 3 | 0 | 141 |
| Total | | | 136 | 206 | 6 | 0 | 348 |



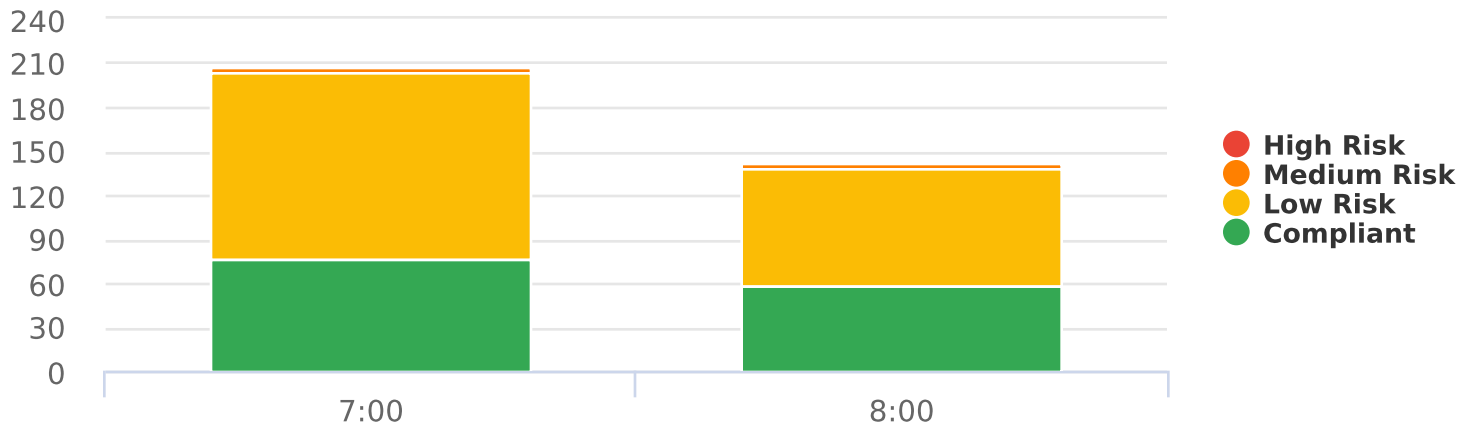
Start: 2023-04-05
 End: 2023-04-24
 Times: 0:00-23:59

Medium Risk Threshold: Speed Limit + 10
 High Risk Threshold: Speed Limit + 20
 Speed Range: 1 to 150
 Time View: By Hour (Total Volumes)

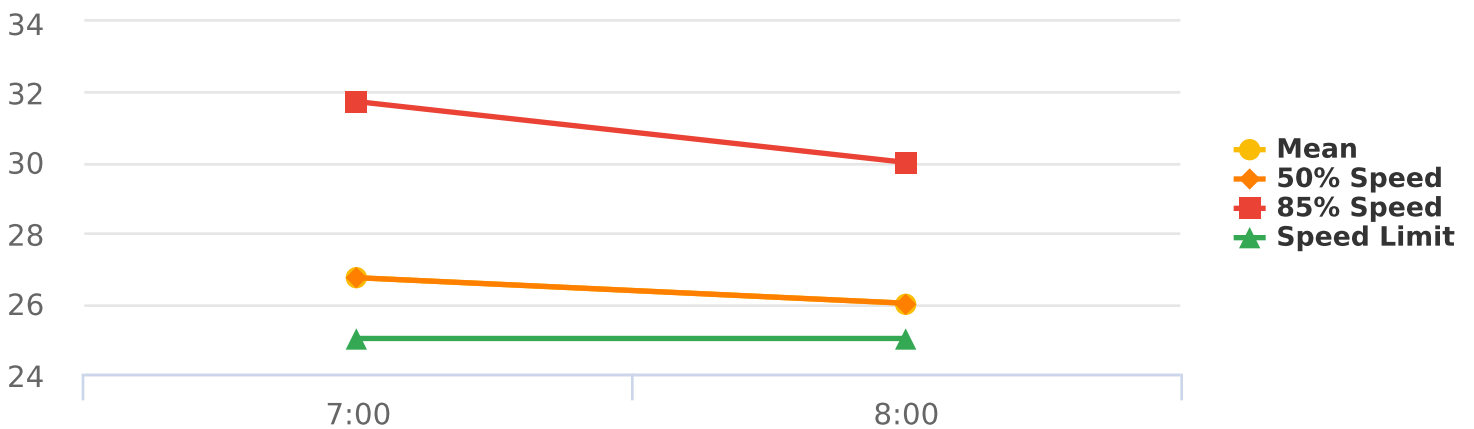
Compliance % by Hour (Totals)



Compliance by Hour (Totals)



Speeds





Start: 2023-04-05
End: 2023-04-24
Times: 0:00-23:59

Compliance & Risk Report

Mount Vernon Way/Meadowcreek Ct, SB

Medium Risk Threshold: Speed Limit + 10

High Risk Threshold: Speed Limit + 20

Speed Range: 1 to 150

Time View: By Hour (Avg Volumes)

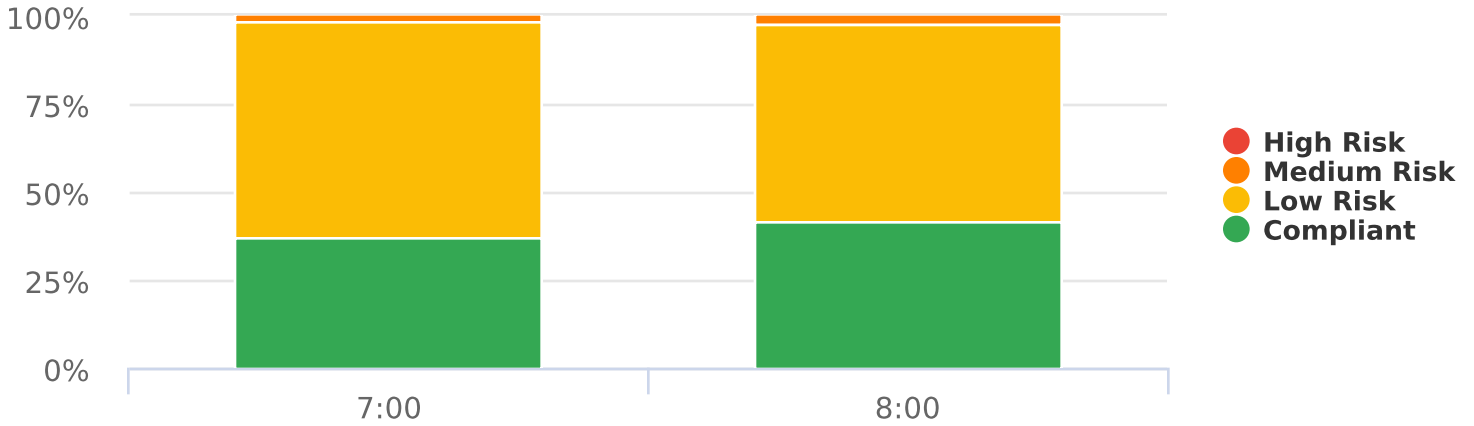
| Time | Speed Limit | Mode | Compliant | Low Risk | Medium Risk | High Risk | Total Num Vehicles |
|---------|-------------|---------|-----------|----------|-------------|-----------|--------------------|
| 7:00 | 25 | Unknown | 77 | 127 | 3 | 0 | 207 |
| 8:00 | 25 | Unknown | 59 | 79 | 3 | 0 | 141 |
| Average | | | 68 | 103 | 3 | 0 | 174 |



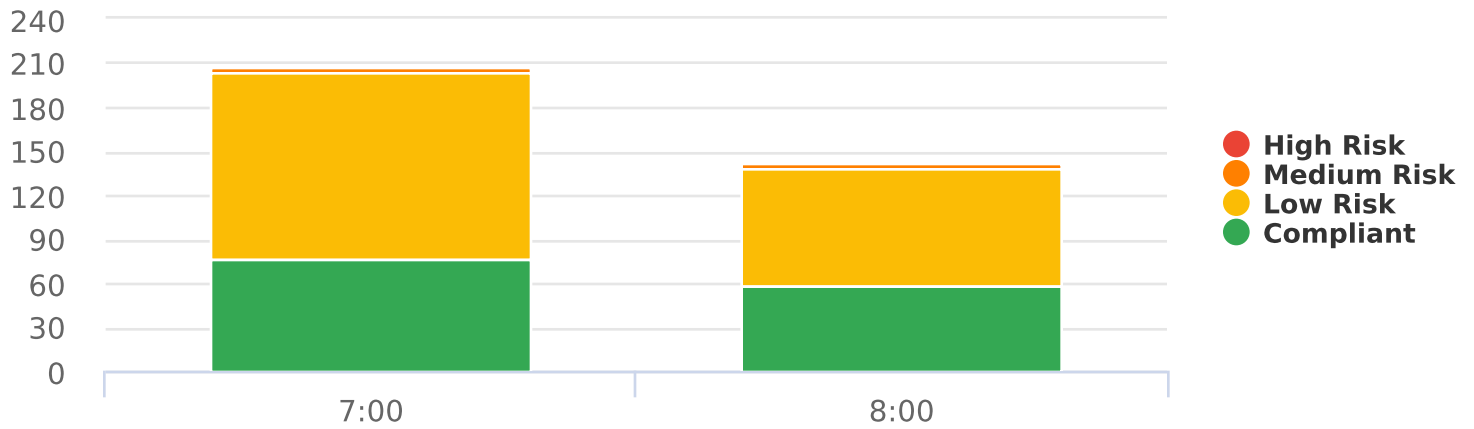
Start: 2023-04-05
 End: 2023-04-24
 Times: 0:00-23:59

Medium Risk Threshold: Speed Limit + 10
 High Risk Threshold: Speed Limit + 20
 Speed Range: 1 to 150
 Time View: By Hour (Avg Volumes)

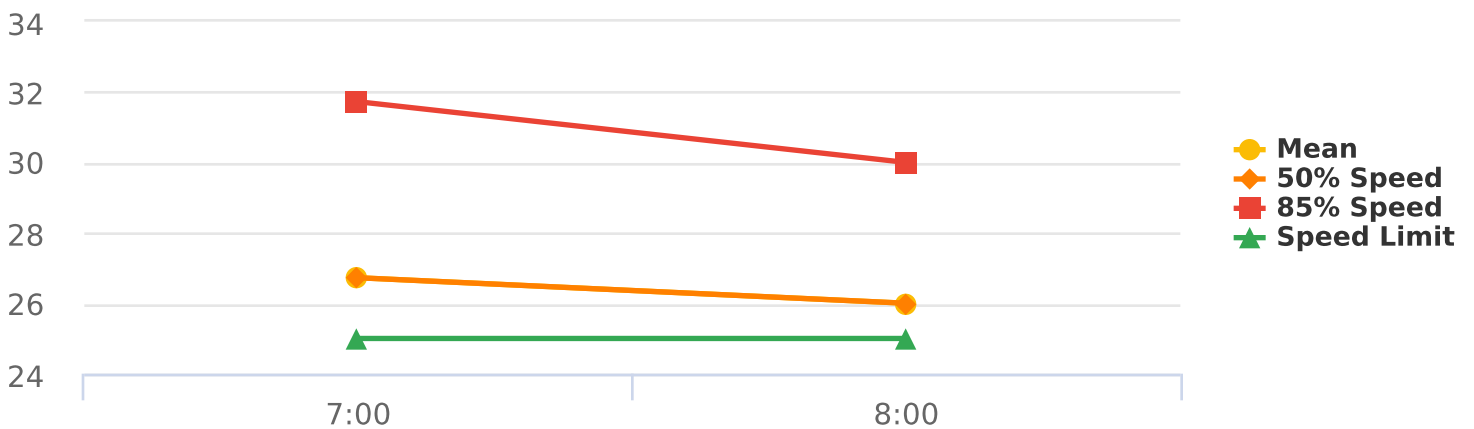
Compliance % by Hour (Avg)



Compliance by Hour (Avg)



Speeds





Enforcement Priorities Report

Mount Vernon Way/Meadowcreek Ct, SB

Start: 2023-04-05
End: 2023-04-24
Times: 0:00-23:59

Violation Threshold: Speed Limit +10
Speed Range: 1 to 150
Rank Results By: 85% Speed

| # | Site | Day of Week | Time | Speed Limit | Average Speed | Average Violator Speed | 85% Speed | Average # Vehicles | Average # Violators |
|---|-------------------------------------|-------------|-------------|-------------|---------------|------------------------|-----------|--------------------|---------------------|
| 1 | Mount Vernon Way/Meadowcreek Ct, SB | Mon | 7:00 - 8:00 | 25 | 26.7 | 37.0 | 31.7 | 207 | 3 |
| 2 | Mount Vernon Way/Meadowcreek Ct, SB | Mon | 8:00 - 9:00 | 25 | 26.0 | 38.0 | 30.0 | 141 | 3 |

| Timestamp | Resolution | Total Volume | Max Speed | Min Speed | Mean Speed | 85% Speed | Median Speed | Pace Speed |
|---------------------|------------|--------------|-----------|-----------|------------|-----------|--------------|------------|
| 2023-04-24 07:00:00 | 60 | 19 | 33 | 14 | 24.0 | 29.0 | 24.0 | 26.0 |
| 2023-04-24 07:15:00 | 60 | 188 | 38 | 7 | 27.0 | 32.0 | 27.0 | 27.0 |
| 2023-04-24 08:00:00 | 60 | 141 | 39 | 7 | 26.0 | 30.0 | 26.0 | 27.0 |

| Timestamp | Resolution | Total Volume | Max Speed | Min Speed | Mean Speed | 85% Speed | Median Speed | Pace Speed |
|---------------------|------------|--------------|-----------|-----------|------------|-----------|--------------|------------|
| 2023-04-24 07:00:00 | 60 | 19 | 33 | 14 | 24.0 | 29.0 | 24.0 | 26.0 |
| 2023-04-24 07:15:00 | 60 | 188 | 38 | 7 | 27.0 | 32.0 | 27.0 | 27.0 |
| 2023-04-24 08:00:00 | 60 | 141 | 39 | 7 | 26.0 | 30.0 | 26.0 | 27.0 |



Speed Effectiveness Report

Mount Vernon Way/Meadowcreek Ct, SB

Start: 2023-04-05
End: 2023-04-24
Times: 0:00-23:59

Medium Risk Threshold: Speed Limit + 10
High Risk Threshold: Speed Limit + 20
Speed Range: 1 to 150
Time View: By Hour (Avg Volumes)

| Time | Speed Limit | Sign Mode | Compliant Avg Final Speed | Compliant Change in Speed | Low Risk Avg Final Speed | Low Risk Change in Speed | Medium Risk Avg Final Speed | Medium Risk Change in Speed | High Risk Avg Final Speed | High Risk Change in Speed | % of Vehicles Slowed |
|------|-------------|-----------|---------------------------|---------------------------|--------------------------|--------------------------|-----------------------------|-----------------------------|---------------------------|---------------------------|----------------------|
| 7:00 | 25 | Unknown | 22.7 | -1.4 | 29.4 | -0.7 | 37.0 | 2.0 | n/a | n/a | 56.2% |
| 8:00 | 25 | Unknown | 21.9 | -1.8 | 28.8 | 0.0 | 38.0 | -2.0 | n/a | n/a | 57.0% |



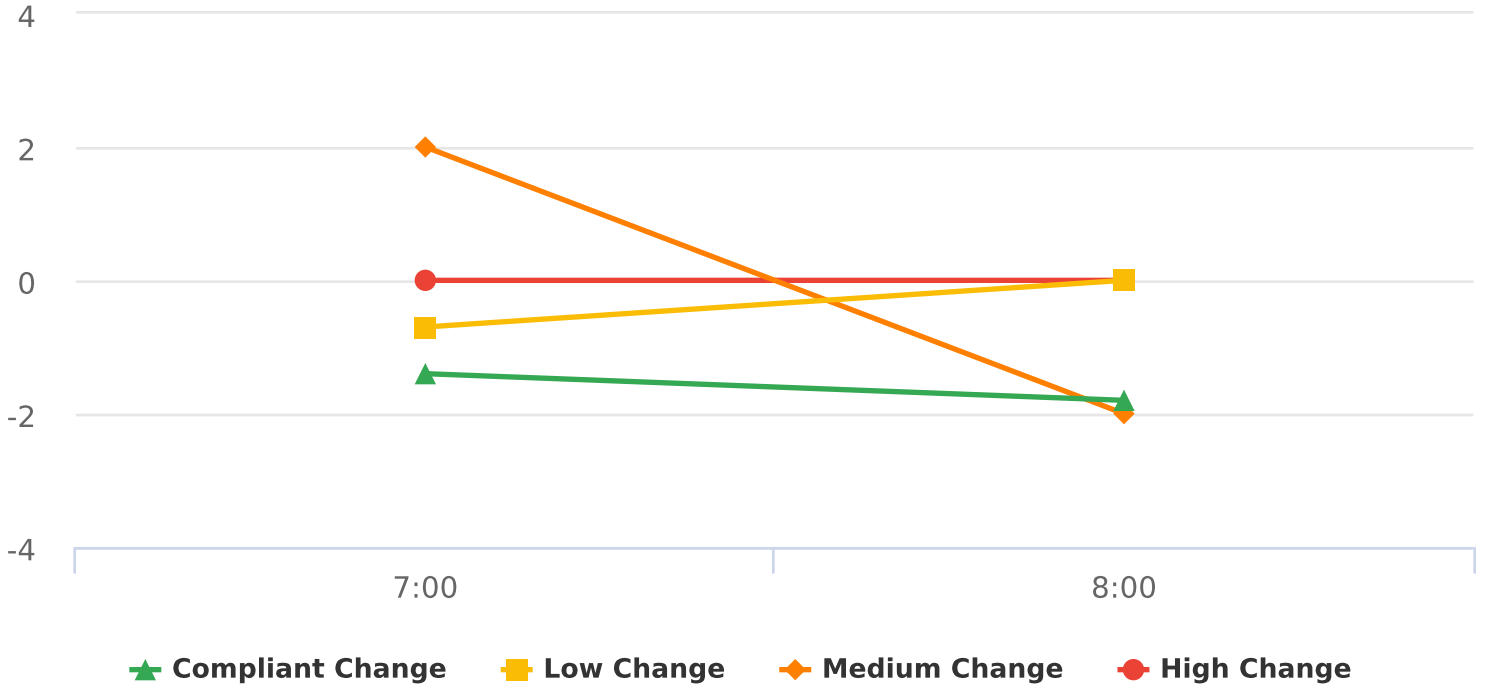
Speed Effectiveness Report

Mount Vernon Way/Meadowcreek Ct, SB

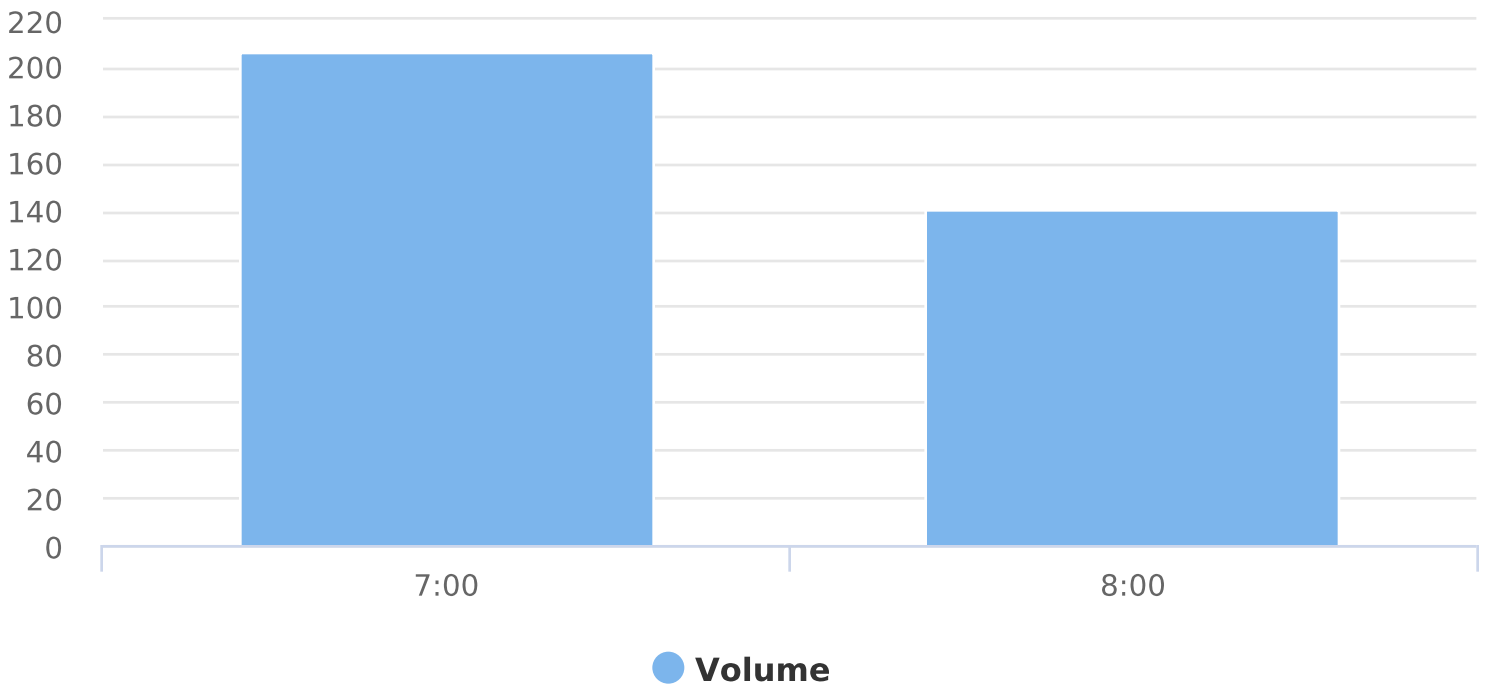
Start: 2023-04-05
 End: 2023-04-24
 Times: 0:00-23:59

Medium Risk Threshold: Speed Limit + 10
 High Risk Threshold: Speed Limit + 20
 Speed Range: 1 to 150
 Time View: By Hour (Avg Volumes)

Changes in Speed by Risk Threshold



Volume by Time (Average)





Start: 2023-04-05

End: 2023-04-24

Times: 0:00-23:59

Volume by Speed

Mount Vernon Way/Meadowcreek Ct, SB

Speed Bins: Size 5, Range 1 to 150

Time View: By Hour (Total Volumes)

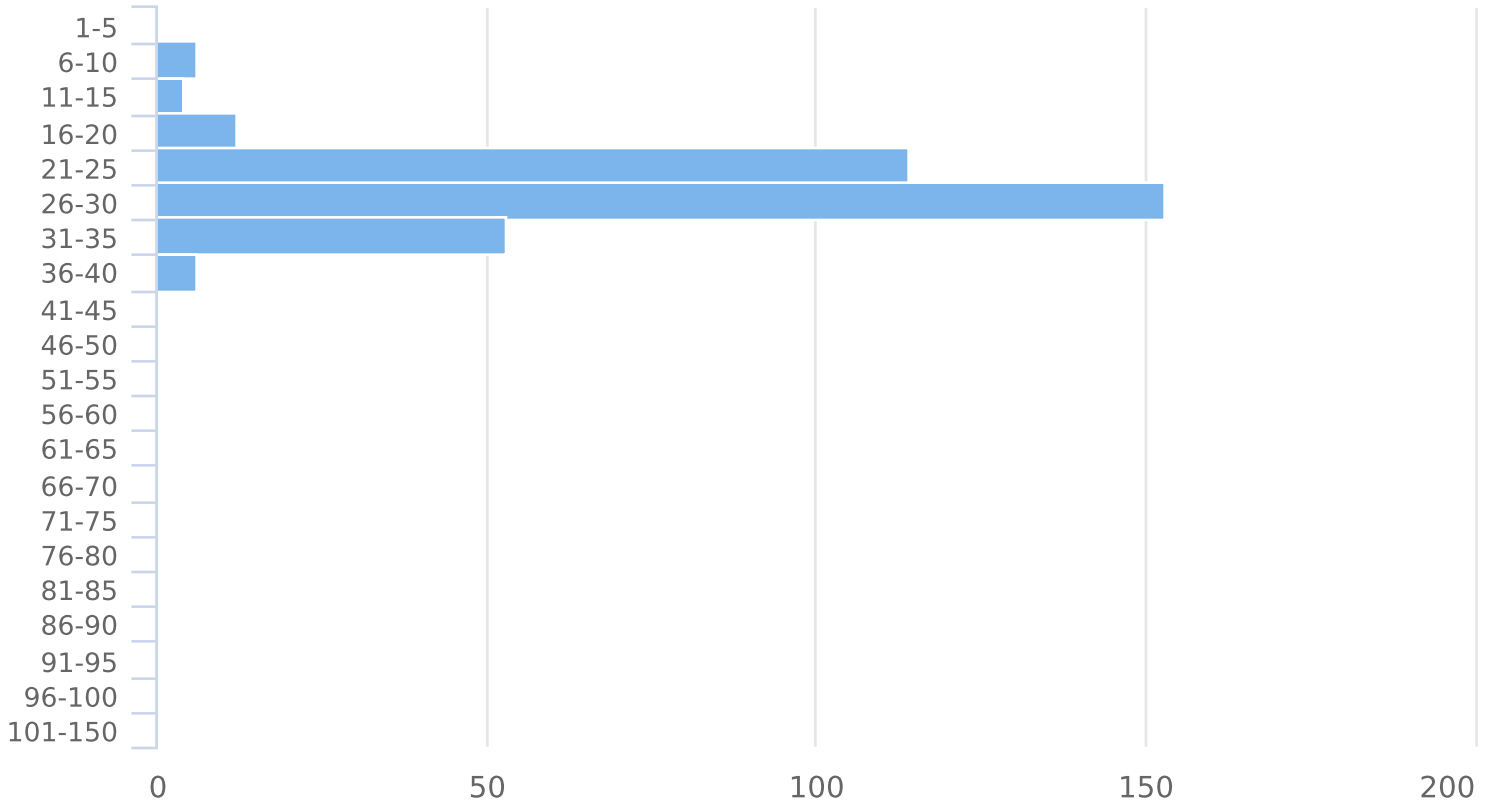
| Time | 1 to 5 | 6 to 10 | 11 to 15 | 16 to 20 | 21 to 25 | 26 to 30 | 31 to 35 | 36 to 40 | 41 to 45 | 46 to 50 | 51 to 55 | 56 to 60 | 61 to 65 | 66 to 70 | 71 to 75 | 76 to 80 | 81 to 85 | 86 to 90 | 91 to 95 | 96 to 100 | 101 to 150 | Avg Speed | Total |
|--------------|--------|---------|----------|----------|----------|----------|----------|----------|----------|----------|----------|----------|----------|----------|----------|----------|----------|----------|----------|-----------|------------|-----------|-------|
| 7:00 | 0 | 2 | 2 | 7 | 66 | 90 | 37 | 3 | 0 | 0 | 0 | 0 | 0 | 0 | 0 | 0 | 0 | 0 | 0 | 0 | 0 | 27.0 | 207 |
| 8:00 | 0 | 4 | 2 | 5 | 48 | 63 | 16 | 3 | 0 | 0 | 0 | 0 | 0 | 0 | 0 | 0 | 0 | 0 | 0 | 0 | 0 | 26.1 | 141 |
| Total | 0 | 6 | 4 | 12 | 114 | 153 | 53 | 6 | 0 | 0 | 0 | 0 | 0 | 0 | 0 | 0 | 0 | 0 | 0 | 0 | 0 | 26.7 | 348 |



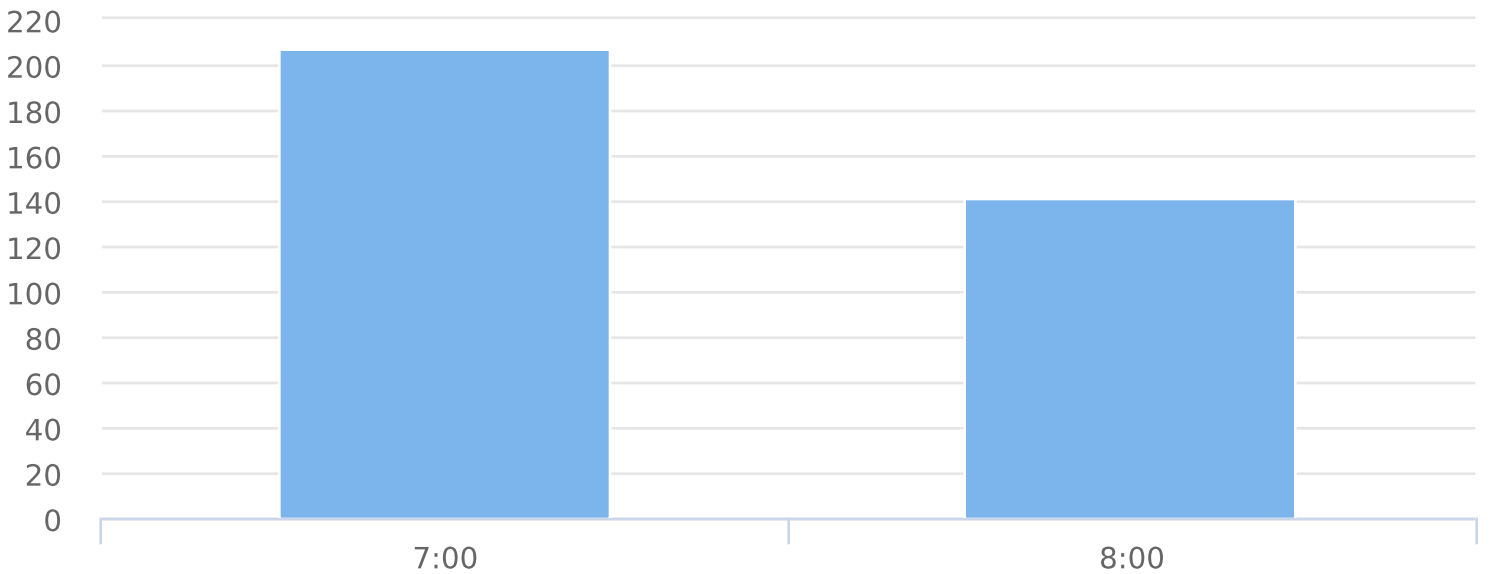
Start: 2023-04-05
End: 2023-04-24
Times: 0:00-23:59

Speed Bins: Size 5, Range 1 to 150
Time View: By Hour (Total Volumes)

Total Volume by Speed Distribution



Volume over Time





Start: 2023-04-05

End: 2023-04-24

Times: 0:00-23:59

Volume by Speed

Mount Vernon Way/Meadowcreek Ct, SB

Speed Bins: Size 5, Range 1 to 150

Time View: By Hour (Avg Volumes)

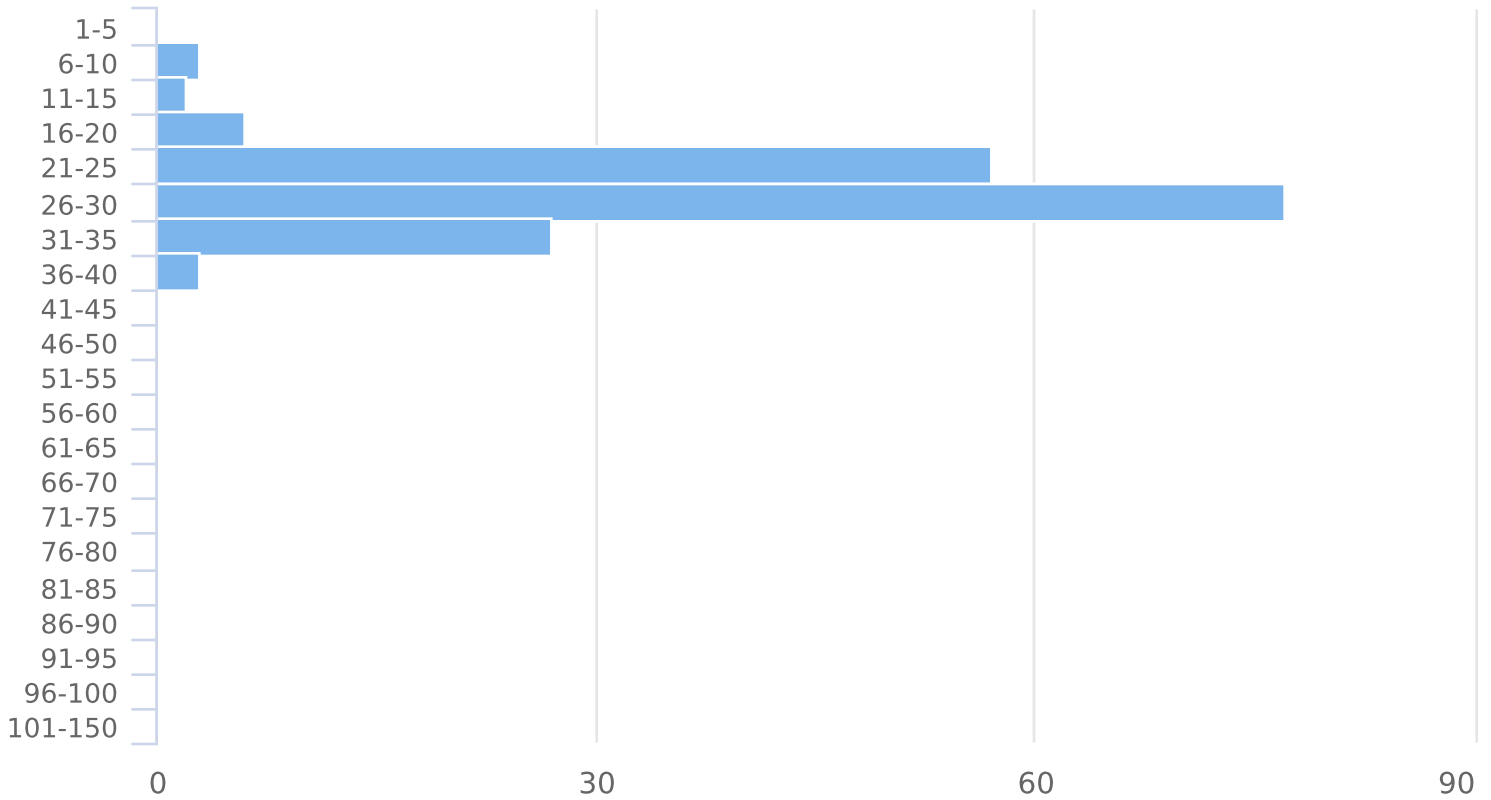
| Time | 1 to 5 | 6 to 10 | 11 to 15 | 16 to 20 | 21 to 25 | 26 to 30 | 31 to 35 | 36 to 40 | 41 to 45 | 46 to 50 | 51 to 55 | 56 to 60 | 61 to 65 | 66 to 70 | 71 to 75 | 76 to 80 | 81 to 85 | 86 to 90 | 91 to 95 | 96 to 100 | 101 to 150 | Avg Speed | Avg Total |
|------------|--------|---------|----------|----------|----------|----------|----------|----------|----------|----------|----------|----------|----------|----------|----------|----------|----------|----------|----------|-----------|------------|-----------|-----------|
| 7:00 | 0 | 2 | 2 | 7 | 66 | 90 | 37 | 3 | 0 | 0 | 0 | 0 | 0 | 0 | 0 | 0 | 0 | 0 | 0 | 0 | 0 | 27.0 | 207 |
| 8:00 | 0 | 4 | 2 | 5 | 48 | 63 | 16 | 3 | 0 | 0 | 0 | 0 | 0 | 0 | 0 | 0 | 0 | 0 | 0 | 0 | 0 | 26.1 | 141 |
| Avg | 0 | 3 | 2 | 6 | 57 | 77 | 27 | 3 | 0 | 0 | 0 | 0 | 0 | 0 | 0 | 0 | 0 | 0 | 0 | 0 | 0 | 26.7 | 174 |



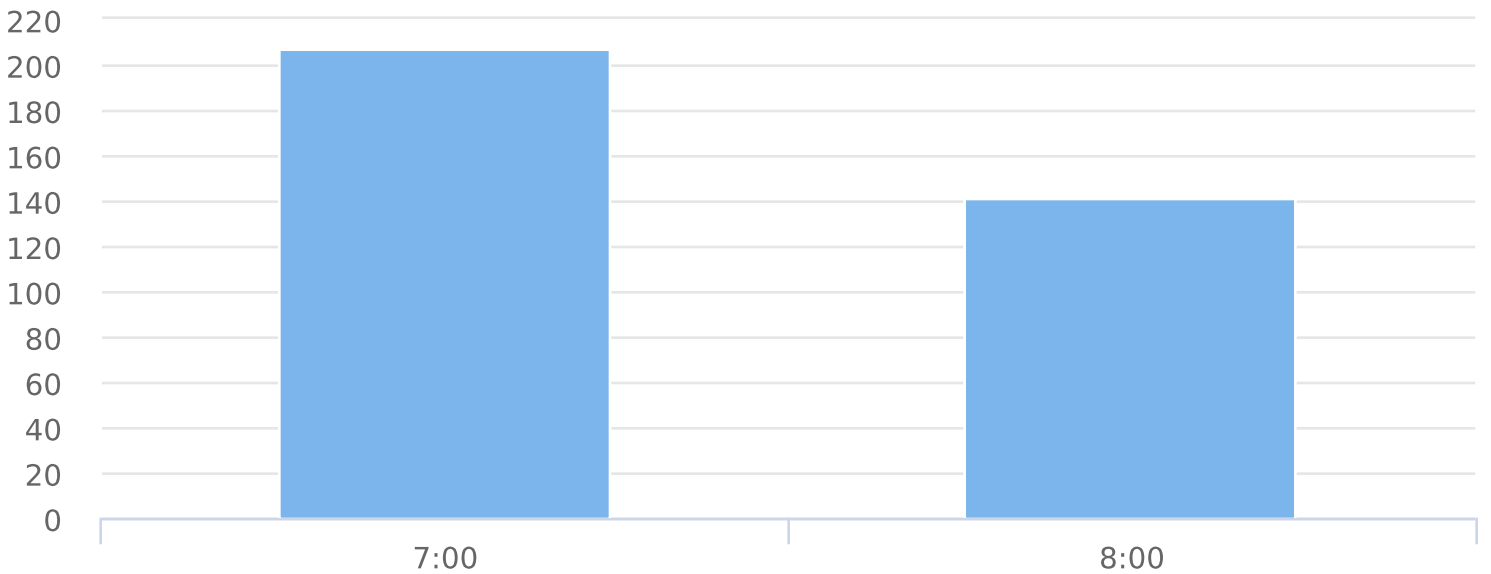
Start: 2023-04-05
End: 2023-04-24
Times: 0:00-23:59

Speed Bins: Size 5, Range 1 to 150
Time View: By Hour (Avg Volumes)

Avg Volume by Speed Distribution



Average Volume over Time





Start: 2023-04-05

End: 2023-04-24

Times: 0:00-23:59

Volume by Time

Mount Vernon Way/Meadowcreek Ct, SB

Speed Bins: Size 10, Range 1 to 150

Time View: By Day (Total Volumes)

| Date | 00:00 | 01:00 | 02:00 | 03:00 | 04:00 | 05:00 | 06:00 | 07:00 | 08:00 | 09:00 | 10:00 | 11:00 | 12:00 | 13:00 | 14:00 | 15:00 | 16:00 | 17:00 | 18:00 | 19:00 | 20:00 | 21:00 | 22:00 | 23:00 | Total |
|--------------|-------|-------|-------|-------|-------|-------|-------|-------|-------|-------|-------|-------|-------|-------|-------|-------|-------|-------|-------|-------|-------|-------|-------|-------|-------|
| 04-24 | n/a | n/a | n/a | n/a | n/a | n/a | n/a | 207 | 141 | n/a | n/a | n/a | n/a | n/a | n/a | n/a | n/a | n/a | n/a | n/a | n/a | n/a | n/a | n/a | 348 |
| Total | n/a | n/a | n/a | n/a | n/a | n/a | n/a | 207 | 141 | n/a | n/a | n/a | n/a | n/a | n/a | n/a | n/a | n/a | n/a | n/a | n/a | n/a | n/a | n/a | 348 |



Start: 2023-04-05
End: 2023-04-24
Times: 0:00-23:59

Speed Bins: Size 10, Range 1 to 150
Time View: By Day (Total Volumes)

Daily Total Volume

