

Timestamp	Resolution	Total Volume	Max Speed	Min Speed	Mean Speed	85% Speed	Median Speed	Pace Speed
2023-03-28 07:00:00	60	3	26	17	21.0	26.0	21.0	22.0
2023-03-28 07:15:00	60	30	31	9	23.0	28.0	23.0	23.0



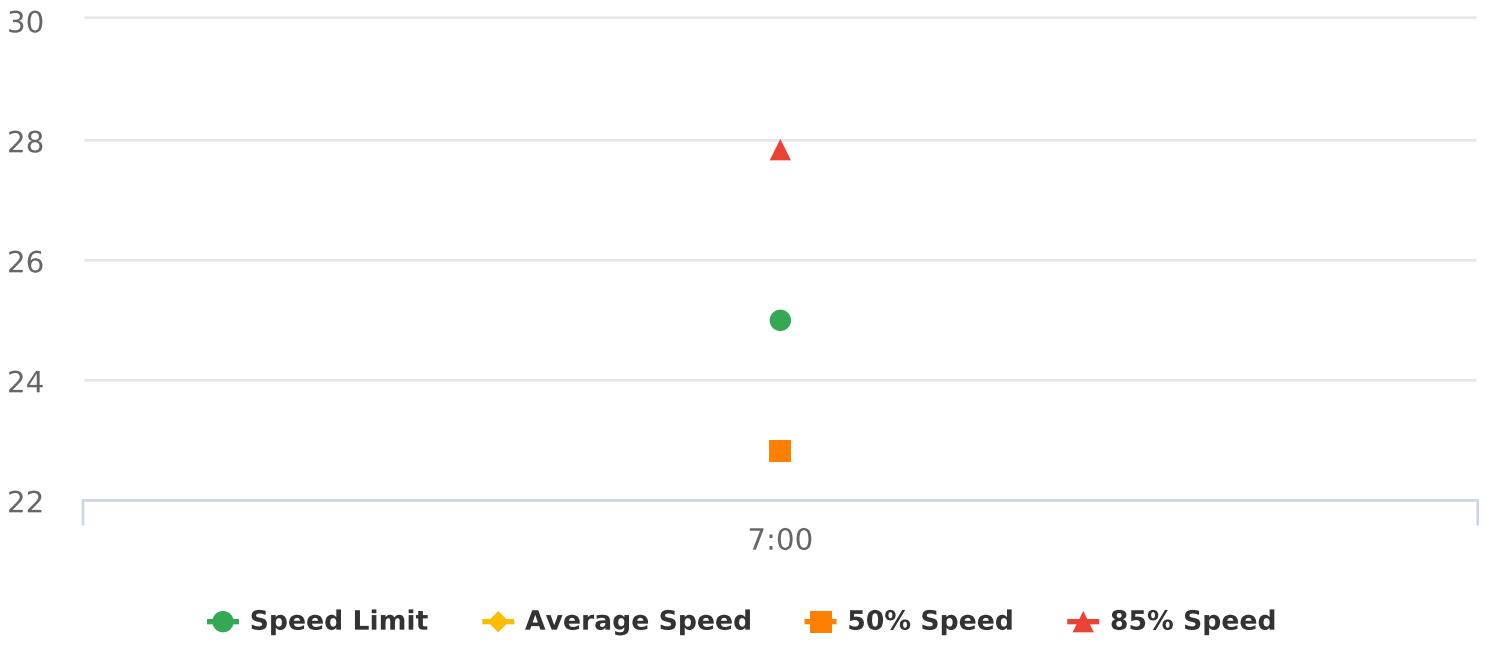
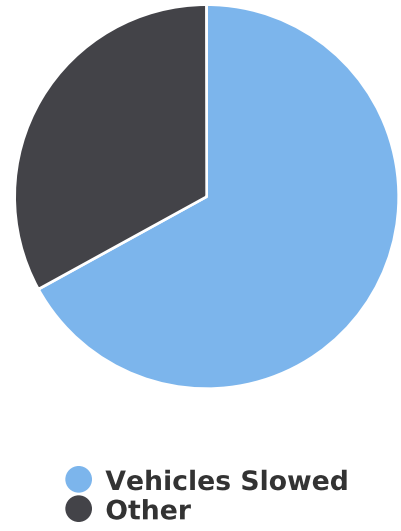
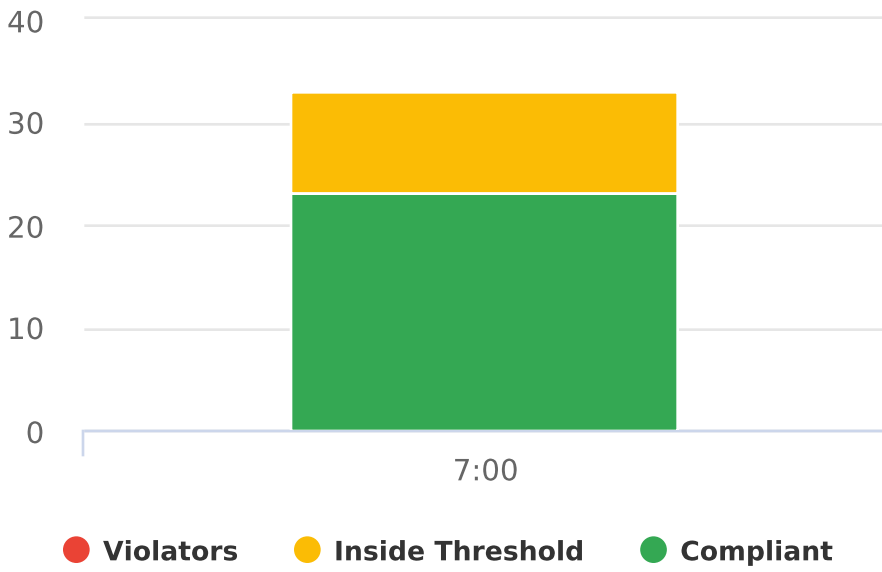
Start: 2023-03-17  
 End: 2023-03-28  
 Times: 0:00-23:59

Violation Threshold: Speed Limit + 10  
 Speed Range: 1 to 150

## Overall Summary

Total Days of Data: 1  
 Speed Limit: 25  
 Average Speed: 22.82  
 50th Percentile Speed: 22.82  
 85th Percentile Speed: 27.82  
 Pace Speed Range: 18-28

Minimum Speed: 9  
 Maximum Speed: 31  
 Display Mode: Unknown  
 Average Volume per Day: 33.0  
 Total Volume: 33





Start: 2023-03-17  
End: 2023-03-28  
Times: 0:00-23:59

Violation Threshold: Speed Limit + 10  
Speed Range: 1 to 150

Time	Sign Mode	Speed Limit	Total # Vehicles	Total # Violator	% Violator	Avg # Vehicles	Avg # Violators	Min Speed	Max Speed	Avg Speed	50% Speed	85% Speed	Sign Effectiveness
7:00	Unknown	25	33	0	0.0%	33.0	0.0	9	31	22.8	22.8	27.8	67.0%
<b>Total Volumes/ Avg</b>			33	0	0.0%	33.0	0.0	9	31	22.8	22.8	27.8	67.0%
<b>Total/Avg w/o Feedback</b>			0	0	0	0.0	0.0	n/a	n/a	n/a	n/a	n/a	n/a
<b>Total/Avg w/ Feedback</b>			33	0	0.0%	33.0	0.0	9	31	22.8	22.8	27.8	67.0%



# Speed Effectiveness Report

1805 Berkshire Pass, WB

Start: 2023-03-17

End: 2023-03-28

Times: 0:00-23:59

Medium Risk Threshold: Speed Limit + 10

High Risk Threshold: Speed Limit + 20

Speed Range: 1 to 150

Time View: By Hour (Avg Volumes)

Time	Speed Limit	Sign Mode	Compliant Avg Final Speed	Compliant Change in Speed	Low Risk Avg Final Speed	Low Risk Change in Speed	Medium Risk Avg Final Speed	Medium Risk Change in Speed	High Risk Avg Final Speed	High Risk Change in Speed	% of Vehicles Slowed
7:00	25	Unknown	20.3	-1.6	28.1	-1.9	n/a	n/a	n/a	n/a	67.0%



# Speed Effectiveness Report

1805 Berkshire Pass, WB

Start: 2023-03-17

End: 2023-03-28

Times: 0:00-23:59

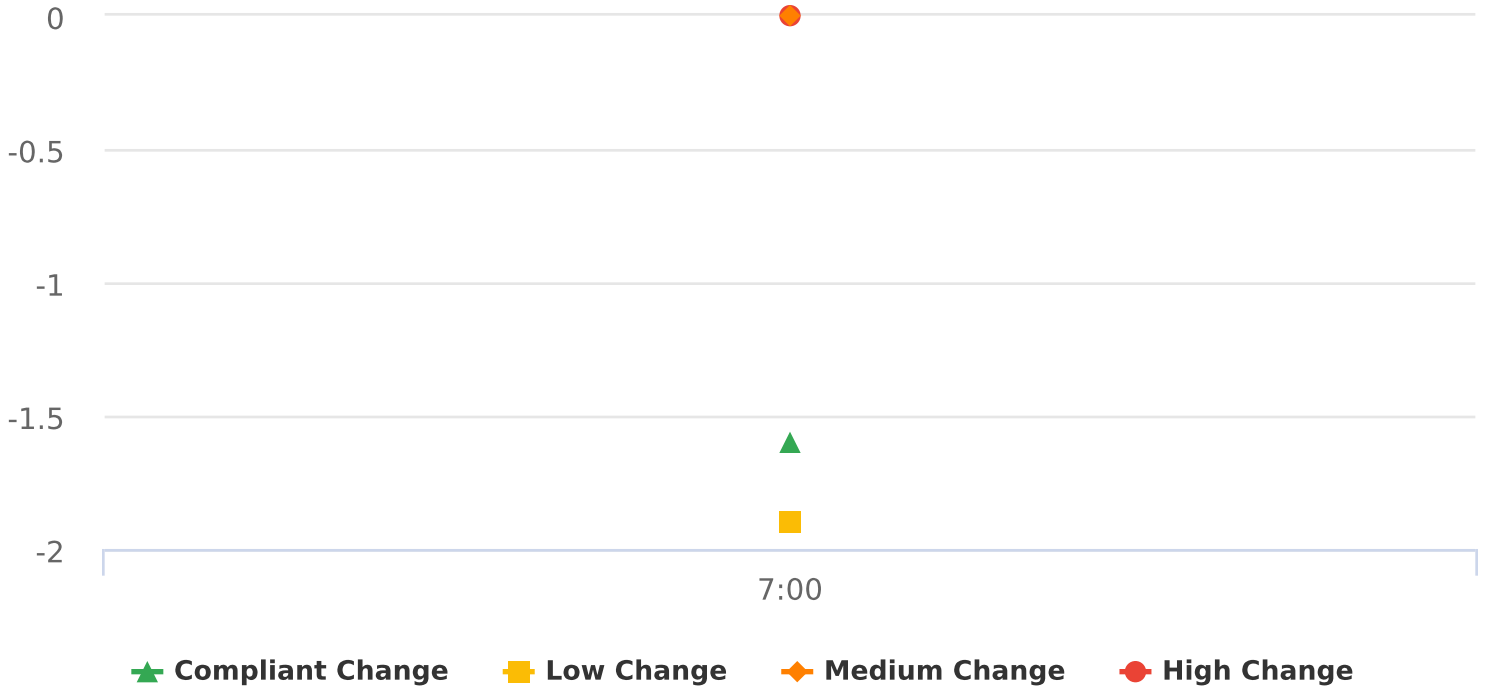
Medium Risk Threshold: Speed Limit + 10

High Risk Threshold: Speed Limit + 20

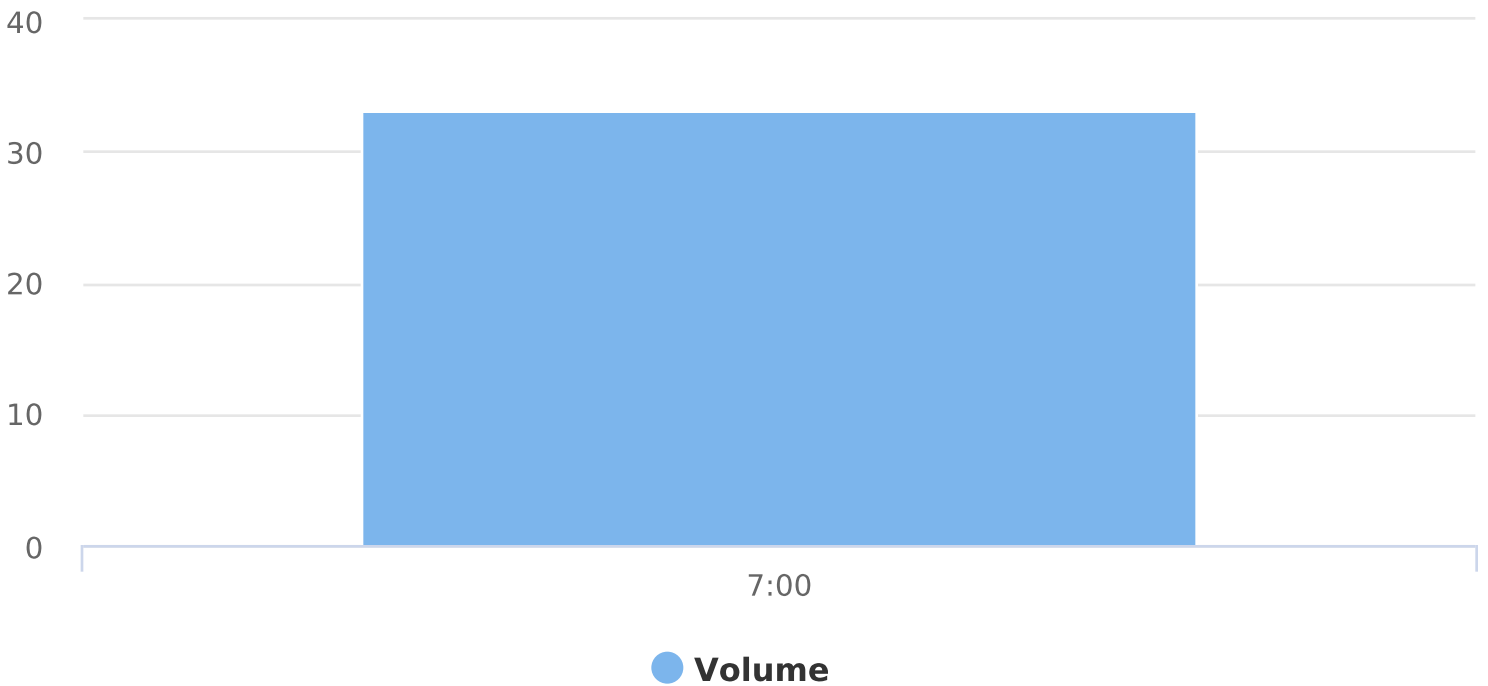
Speed Range: 1 to 150

Time View: By Hour (Avg Volumes)

### Changes in Speed by Risk Threshold



### Volume by Time (Average)





# Enforcement Priorities Report

## 1805 Berkshire Pass, WB

Start: 2023-03-17

End: 2023-03-28

Times: 0:00-23:59

Violation Threshold: Speed Limit +10

Speed Range: 1 to 150

Rank Results By: 85% Speed

#	Site	Day of Week	Time	Speed Limit	Average Speed	Average Violator Speed	85% Speed	Average # Vehicles	Average # Violators
1	1805 Berkshire Pass, WB	Tue	7:00 - 8:00	25	22.8	n/a	27.8	33	0



Start: 2023-03-17  
End: 2023-03-28  
Times: 0:00-23:59

# Compliance & Risk Report

1805 Berkshire Pass, WB

Medium Risk Threshold: Speed Limit + 10  
High Risk Threshold: Speed Limit + 20  
Speed Range: 1 to 150  
Time View: By Hour (Avg Volumes)

Time	Speed Limit	Mode	Compliant	Low Risk	Medium Risk	High Risk	Total Num Vehicles
7:00	25	Unknown	23	10	0	0	33
Average			23	10	0	0	33



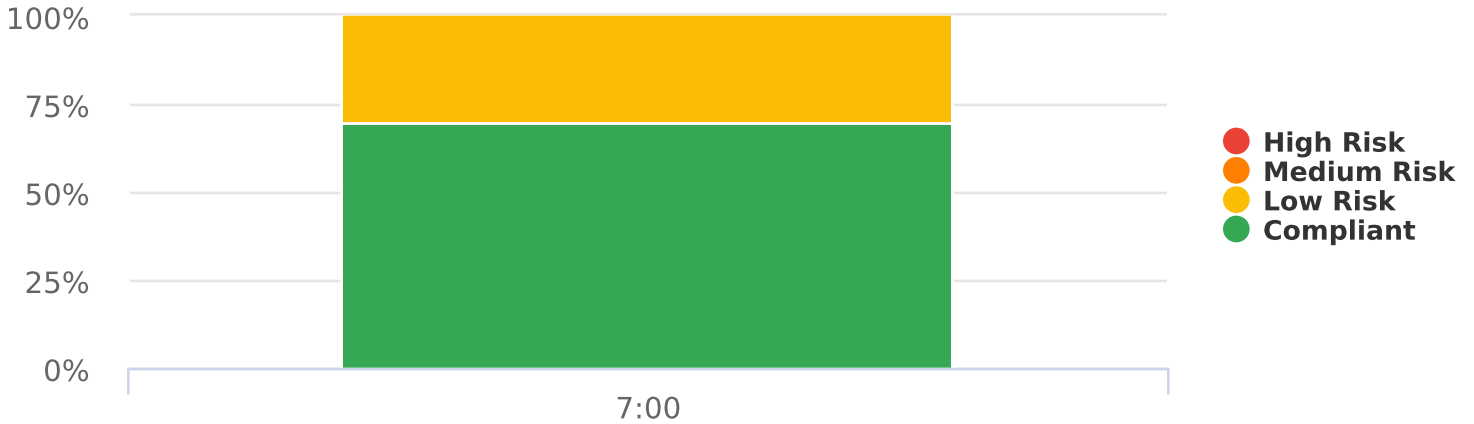
# Compliance & Risk Report

1805 Berkshire Pass, WB

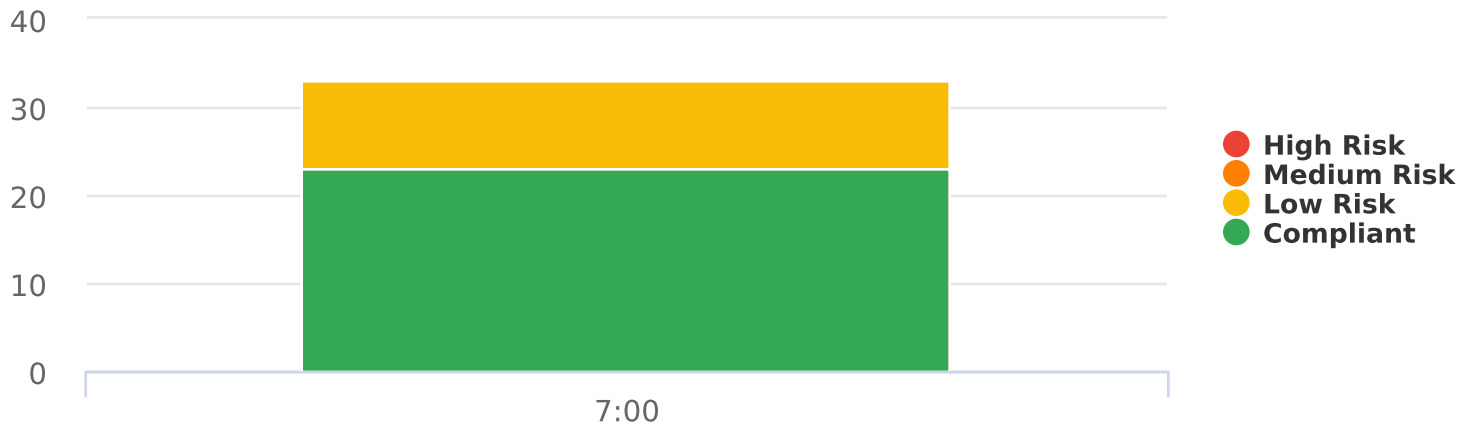
Start: 2023-03-17  
 End: 2023-03-28  
 Times: 0:00-23:59

Medium Risk Threshold: Speed Limit + 10  
 High Risk Threshold: Speed Limit + 20  
 Speed Range: 1 to 150  
 Time View: By Hour (Avg Volumes)

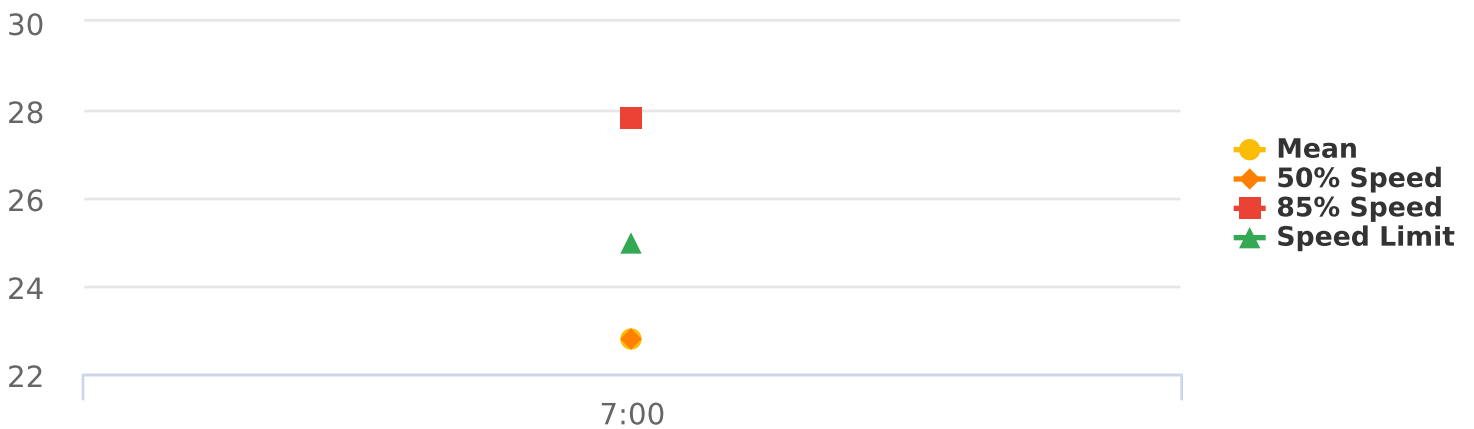
Compliance % by Hour (Avg)



Compliance by Hour (Avg)



Speeds







Start: 2023-03-17  
End: 2023-03-28  
Times: 0:00-23:59

# Compliance & Risk Report

1805 Berkshire Pass, WB

Medium Risk Threshold: Speed Limit + 10

High Risk Threshold: Speed Limit + 20

Speed Range: 1 to 150

Time View: By Hour (Total Volumes)

Time	Speed Limit	Mode	Compliant	Low Risk	Medium Risk	High Risk	Total Num Vehicles
7:00	25	Unknown	23	10	0	0	33
<b>Total</b>			<b>23</b>	<b>10</b>	<b>0</b>	<b>0</b>	<b>33</b>



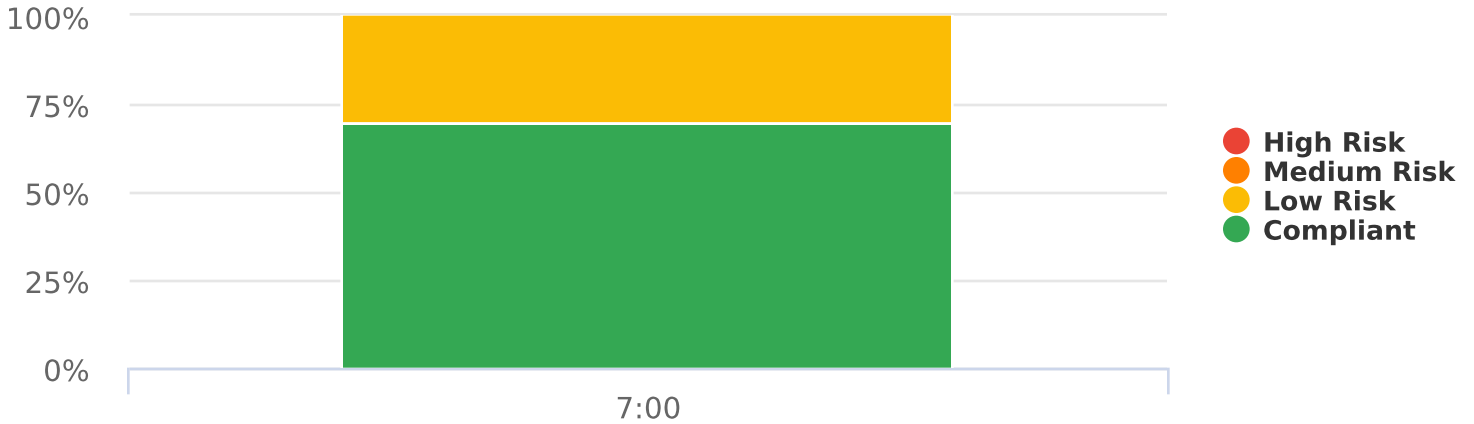
# Compliance & Risk Report

1805 Berkshire Pass, WB

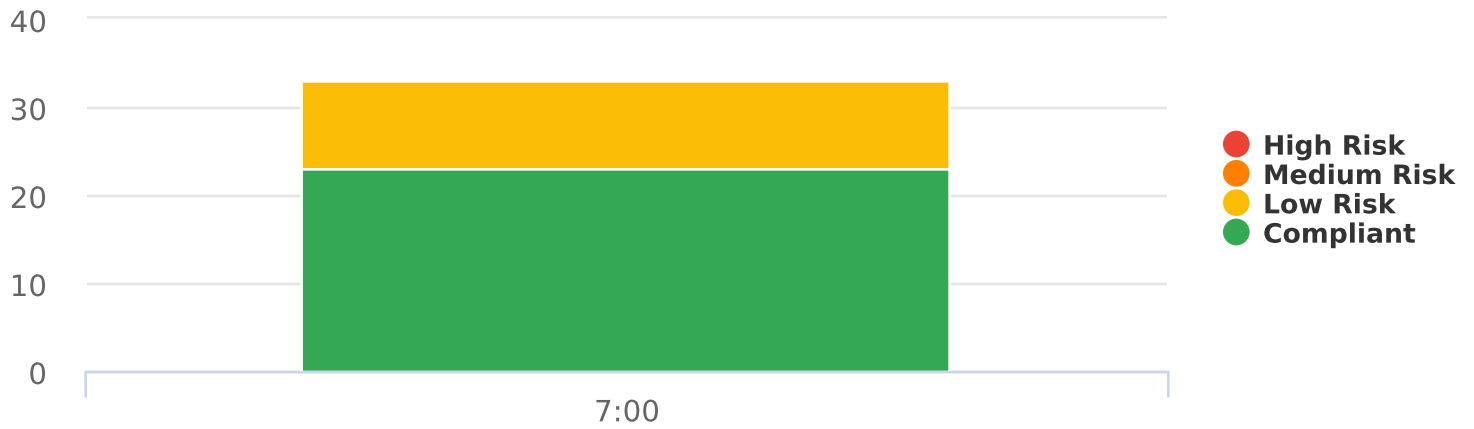
Start: 2023-03-17  
 End: 2023-03-28  
 Times: 0:00-23:59

Medium Risk Threshold: Speed Limit + 10  
 High Risk Threshold: Speed Limit + 20  
 Speed Range: 1 to 150  
 Time View: By Hour (Total Volumes)

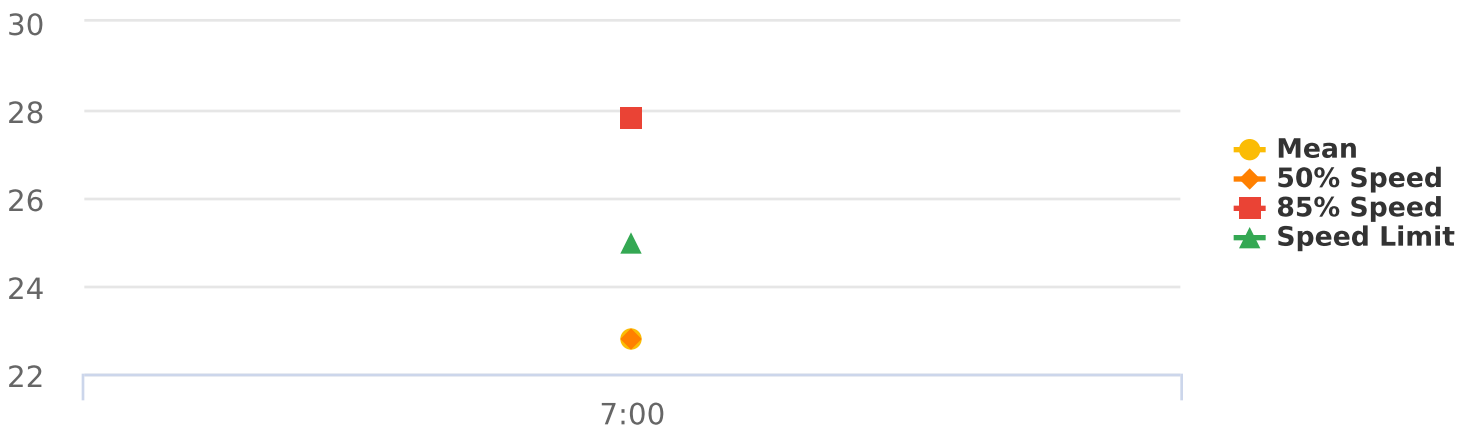
Compliance % by Hour (Totals)



Compliance by Hour (Totals)



Speeds





Start: 2023-03-17

End: 2023-03-28

Times: 0:00-23:59

Speed Bins: Size 5, Range 1 to 150

Time View: By Hour (Avg Volumes)

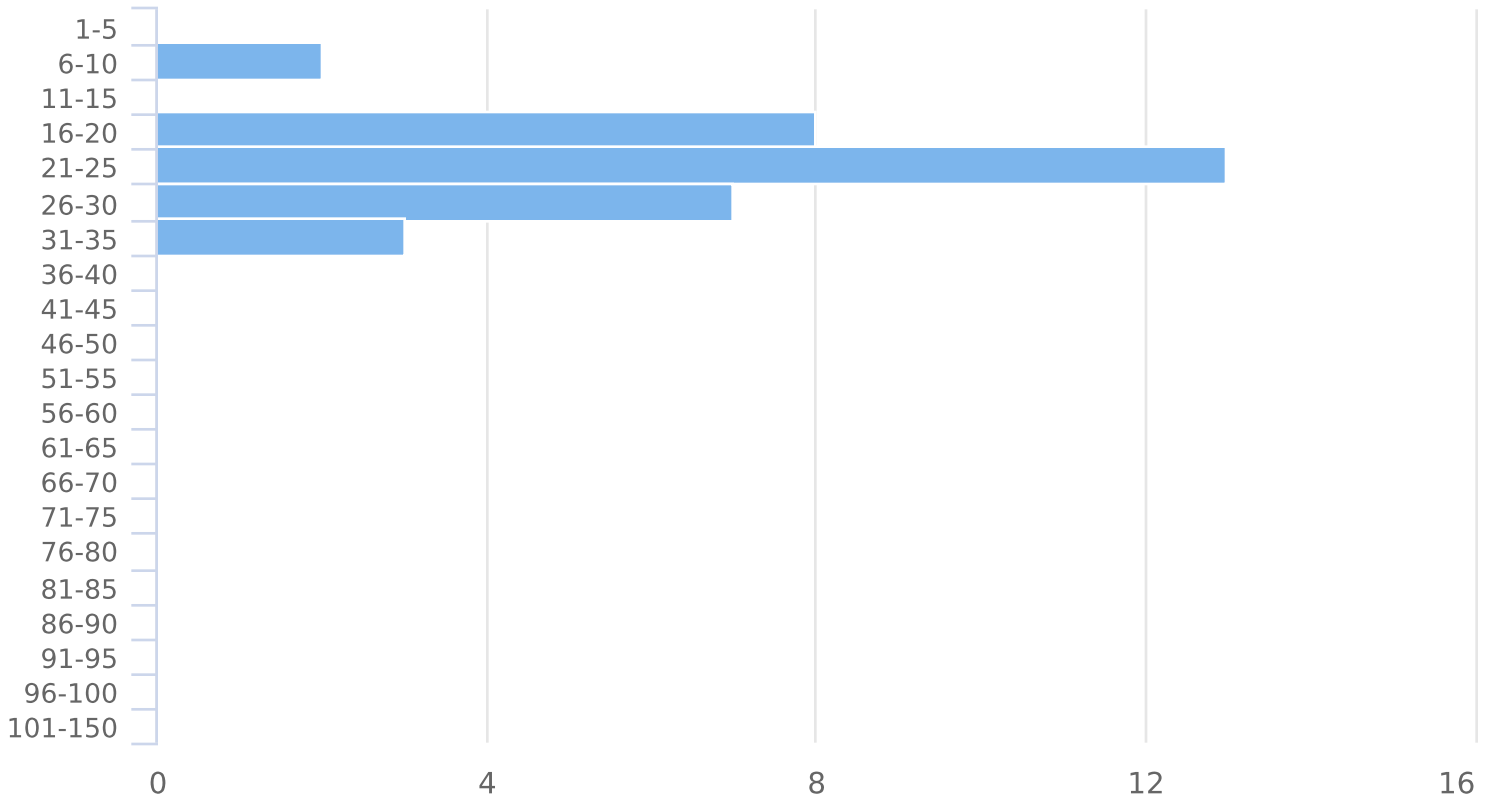
Time	1 to 5	6 to 10	11 to 15	16 to 20	21 to 25	26 to 30	31 to 35	36 to 40	41 to 45	46 to 50	51 to 55	56 to 60	61 to 65	66 to 70	71 to 75	76 to 80	81 to 85	86 to 90	91 to 95	96 to 100	101 to 150	Avg Speed	Avg Total
7:00	0	2	0	8	13	7	3	0	0	0	0	0	0	0	0	0	0	0	0	0	0	22.7	33
Avg	0	2	0	8	13	7	3	0	0	0	0	0	0	0	0	0	0	0	0	0	0	22.7	33




Start: 2023-03-17  
End: 2023-03-28  
Times: 0:00-23:59

Speed Bins: Size 5, Range 1 to 150  
Time View: By Hour (Avg Volumes)

### Avg Volume by Speed Distribution



### Average Volume over Time





Start: 2023-03-17

End: 2023-03-28

Times: 0:00-23:59

Speed Bins: Size 5, Range 1 to 150

Time View: By Hour (Total Volumes)

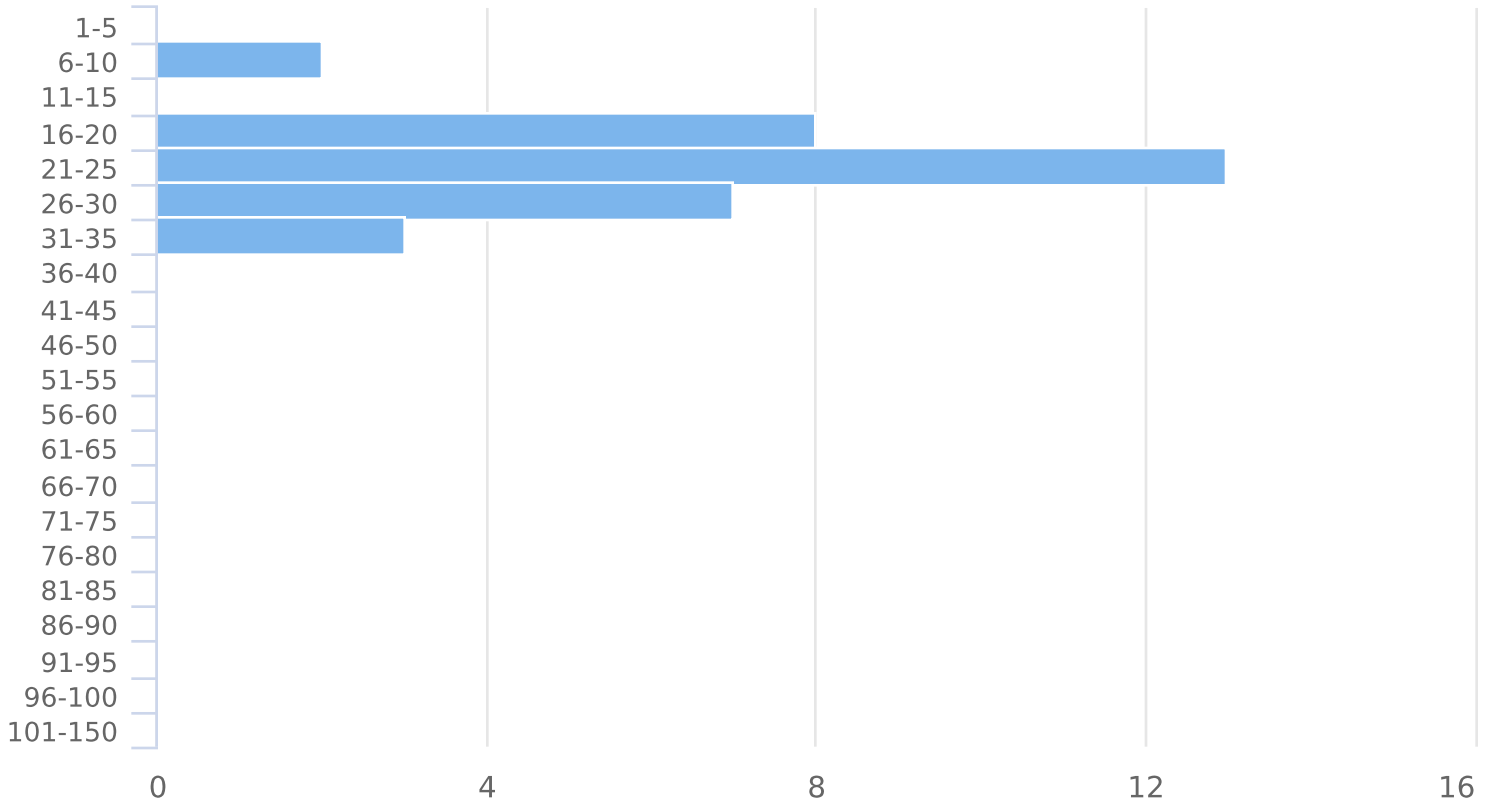
Time	1 to 5	6 to 10	11 to 15	16 to 20	21 to 25	26 to 30	31 to 35	36 to 40	41 to 45	46 to 50	51 to 55	56 to 60	61 to 65	66 to 70	71 to 75	76 to 80	81 to 85	86 to 90	91 to 95	96 to 100	101 to 150	Avg Speed	Total
7:00	0	2	0	8	13	7	3	0	0	0	0	0	0	0	0	0	0	0	0	0	0	22.7	33
<b>Total</b>	0	2	0	8	13	7	3	0	0	0	0	0	0	0	0	0	0	0	0	0	0	22.7	33




Start: 2023-03-17  
End: 2023-03-28  
Times: 0:00-23:59

Speed Bins: Size 5, Range 1 to 150  
Time View: By Hour (Total Volumes)

### Total Volume by Speed Distribution



### Volume over Time





Start: 2023-03-17

End: 2023-03-28

Times: 0:00-23:59

Speed Bins: Size 10, Range 1 to 150

Time View: By Day (Total Volumes)

Date	00:00	01:00	02:00	03:00	04:00	05:00	06:00	07:00	08:00	09:00	10:00	11:00	12:00	13:00	14:00	15:00	16:00	17:00	18:00	19:00	20:00	21:00	22:00	23:00	Total
03-28	n/a	n/a	n/a	n/a	n/a	n/a	n/a	33	n/a	n/a	n/a	n/a	n/a	n/a	n/a	n/a	n/a	n/a	n/a	n/a	n/a	n/a	n/a	n/a	33
<b>Total</b>	n/a	n/a	n/a	n/a	n/a	n/a	n/a	33	n/a	n/a	n/a	n/a	n/a	n/a	n/a	n/a	n/a	n/a	n/a	n/a	n/a	n/a	n/a	n/a	33



Start: 2023-03-17  
End: 2023-03-28  
Times: 0:00-23:59

Speed Bins: Size 10, Range 1 to 150  
Time View: By Day (Total Volumes)

### Daily Total Volume

