

City of Dunwoody Community Survey - Report on Results -

April 2023



Opinion Research on
Elections and Public Policy



PROBOLSKY RESEARCH
1629 K Street NW Suite 300
Washington DC 20006

Washington DC (202) 559-0270
San Francisco (415) 870-8150
Newport Beach (949) 855-6400

TABLE OF CONTENTS

- I. Survey Methodology 1
- II. Survey Questionnaire 2
- III. Graphic Analysis/Presentation..... 18
- IV. Cross-tabulations 190
- V. Verbatim Responses to Open-Ended Questions
 - Question 2*..... 429
 - Question 3* 515
 - Question 4 (Other)* 599
 - Question 6*..... 614
 - Question 9* 623
 - Question 57 (Other)*..... 628
 - Question 58 (Other)* 632
 - Question 59 (Other)*..... 635
 - Question 60 (Other)*..... 637



City of Dunwoody - Community Survey

Survey Methodology*

From March 7-22, 2023, Probolsky Research conducted a live-interviewer telephone and online survey among City of Dunwoody residents.

A total of 525 residents were surveyed. A survey of this size yields a margin of error of +/-4.3%, with a confidence level of 95%. Interviews were conducted with respondents on both landline (10%) and mobile phones (90%) and were offered in English (97%) and Spanish (3%) languages. For the online survey phase, we invited participation via text message (3%), email (29%), and mail (68%). Security measures precluded individuals from completing the survey more than once. Online respondents were able to use their computer, tablet, or smart phone to participate.

The original sample was secured by Probolsky Research through consumer data. Probolsky Research applies a stratified random sampling methodology to ensure that the demographic proportions of survey respondents match the demographic composition of City of Dunwoody residents.

Probolsky Research is a woman and Latina-owned, market and opinion research firm with corporate, election, government, non-profit, and special interest clients.

**Due to rounding, totals shown on charts may not add up to 100%*



Project: City of Dunwoody – Community Survey
Field Dates: March 7 – 22, 2023
Universe: City of Dunwoody residents
Language: English and Spanish
N = 525
Margin of Error = +/-4.3%

We are Probolsky Research, a national opinion research organization hired by the City of Dunwoody to conduct a survey about your community. Your opinion is important, and your responses are confidential.

1. Do you live in the City of Dunwoody?
[SCREENER QUESTION]
2. What is the most important issue facing Dunwoody today?

Traffic congestion	29.5%
Crime/Public Safety/Lack of police presence	25.5%
Preserve open spaces/Small town feel/Over development/Construction	15.2%
Provide more sidewalks/bike lanes/walking trails	9.7%
Infrastructure/Poorly maintained roads/highways	9.3%
Education/Schools	8.8%
More restaurants/shops/businesses	8.0%
Overpopulation/Overcrowding	6.9%
Affordable housing	4.8%
Taxes	3.4%
Lack of development/remodel empty buildings/revitalization of Dunwoody Village	3.2%
Provide more parks/recreational areas	2.5%
Balanced budget/control overspending	2.3%
Lack of traffic rules	2.3%
Lack of entertainment areas	2.3%
Access to city services	2.1%
Transportation	1.7%
Homelessness	1.5%
Environment/Unclean trash	1.5%
Stagnant Economy	1.3%
Livability/Maintaining our quality of life	1.3%
Storm drain issues/Sewer services	1.0%
Inflation/Cost of living	0.8%
Zoning	0.6%
High prices of real estate/high property value	0.6%
Lack of parking areas	0.6%
Not enough urban planning	0.6%
Corruption	0.4%
Lack of efficient governance/Poor government leadership	0.4%



None/No issue	1.3%
Other	2.9%
Don't Know	1.9%

3. What do you like the most about living in Dunwoody?

Convenient location/Walkable/Easy access to city	34.7%
Good community/Friendly neighborhood/Nice people	21.5%
Better parks/Recreational areas/Amenities	16.4%
Low crime/Safe/Good police	12.6%
Small town feel/Suburban	10.9%
Malls/Shopping centers	10.7%
Lots of dining options/Restaurants	9.0%
Preserved green/Open space/Nature landscape	6.3%
Improved infrastructure/Roads/Walking paths/Bike lanes	5.9%
Quiet/Peaceful atmosphere	5.3%
Lots of events/Entertainment/Activities	5.1%
Family oriented	5.0%
It is clean/Environment friendly	4.8%
Beautiful/Nice city to live	3.8%
Access public transportation/MARTA	3.0%
Good education system	2.7%
Access to hospitals/Medical facilities	2.3%
Other	3.8%
None	0.4%

4. What city do you work in?

Dunwoody	28.7%
Atlanta	20.7%
Sandy Springs	7.6%
Alpharetta	3.0%
Chamblee	2.4%
Brookhaven	1.5%
Norcross	1.3%
Retired/Not working	17.1%
Other	17.3%

5. Thinking about the services provided by the City of Dunwoody, are you satisfied or dissatisfied?

Satisfied [NET]	86.3%
<i>Very Satisfied</i>	31.8%
<i>Somewhat Satisfied</i>	54.5%
Dissatisfied [NET]	8.0%



<i>Somewhat Dissatisfied</i>	7.2%
<i>Very Dissatisfied</i>	0.8%
Unsure	5.7%

[IF ANSWERED 'DISSATISFIED' TO Q5]

6. Why are you dissatisfied with the services provided by the City of Dunwoody?

Slow responses on public works/Construction taking too long	21.4%
Roads are not well maintained/Poor infrastructure	16.7%
Poor garbage service	14.3%
Crime continues to increase/Lack of police presence	11.9%
Lacks recreational services	9.5%
Money are overspent on parks	7.1%
Real issues are not being tackled	7.1%
Too much development	7.1%
Police are rude/Unfriendly	4.8%
Other	19.0%

7. Which of the following services provided by the City of Dunwoody do you consider to be the most important to you? Select all the apply.

Police services	70.9%
City parks and trails/Sidewalks	63.4%
Management of streets and roads	62.9%
Oversight of development and zoning	42.1%
Economic development	35.8%
Community activities and programs	33.1%
None of the above	0.6%
Unsure	1.3%

The following questions will ask about various aspects of the City of Dunwoody. Please specify if you are satisfied or dissatisfied with each.

8. Are you satisfied or dissatisfied with the overall quality of life in Dunwoody?

Satisfied [NET]	96.0%
<i>Very Satisfied</i>	51.2%
<i>Somewhat Satisfied</i>	44.8%
Dissatisfied [NET]	3.6%
<i>Somewhat Dissatisfied</i>	3.4%
<i>Very Dissatisfied</i>	0.2%
Unsure	0.4%

[IF ANSWERED 'DISSATISFIED' TO Q8]

9. Why are you dissatisfied with the overall quality of life in Dunwoody?



Crime is increasing/Not safe	36.8%
Poor infrastructure/Roads	26.3%
Traffic is very bad	21.1%
Overcrowded	15.8%
Slow growth	10.5%
Other	21.1%

10. Are you satisfied or dissatisfied with the retail options in Dunwoody?

Satisfied [NET]	80.8%
<i>Very Satisfied</i>	39.2%
<i>Somewhat Satisfied</i>	41.5%
Dissatisfied [NET]	18.3%
<i>Somewhat Dissatisfied</i>	14.5%
<i>Very Dissatisfied</i>	3.8%
Unsure	1.0%

11. Are you satisfied or dissatisfied with the restaurant options in Dunwoody?

Satisfied [NET]	74.9%
<i>Very Satisfied</i>	31.4%
<i>Somewhat Satisfied</i>	43.4%
Dissatisfied [NET]	23.8%
<i>Somewhat Dissatisfied</i>	17.9%
<i>Very Dissatisfied</i>	5.9%
Unsure	1.3%

12. Are you satisfied or dissatisfied with housing options available in Dunwoody?

Satisfied [NET]	80.0%
<i>Very Satisfied</i>	38.9%
<i>Somewhat Satisfied</i>	41.1%
Dissatisfied [NET]	15.4%
<i>Somewhat Dissatisfied</i>	10.1%
<i>Very Dissatisfied</i>	5.3%
Unsure	4.6%

13. Are you satisfied or dissatisfied with police services in Dunwoody?

Satisfied [NET]	85.0%
<i>Very Satisfied</i>	53.7%
<i>Somewhat Satisfied</i>	31.2%
Dissatisfied [NET]	7.0%
<i>Somewhat Dissatisfied</i>	5.3%

<i>Very Dissatisfied</i>	1.7%
Unsure	8.0%

14. Are you satisfied or dissatisfied with City events and programs in Dunwoody?

Satisfied [NET]	74.3%
<i>Very Satisfied</i>	32.2%
<i>Somewhat Satisfied</i>	42.1%
Dissatisfied [NET]	8.4%
<i>Somewhat Dissatisfied</i>	7.0%
<i>Very Dissatisfied</i>	1.3%
Unsure	17.3%

15. Are you satisfied or dissatisfied with the development of commercial projects in Dunwoody?

Satisfied [NET]	57.7%
<i>Very Satisfied</i>	15.8%
<i>Somewhat Satisfied</i>	41.9%
Dissatisfied [NET]	28.6%
<i>Somewhat Dissatisfied</i>	19.4%
<i>Very Dissatisfied</i>	9.1%
Unsure	13.7%

16. Are you satisfied or dissatisfied with the value you receive for the taxes you pay to the City of Dunwoody (i.e., taxes paid only to the City, not DeKalb County or DeKalb School)?

Satisfied [NET]	62.3%
<i>Very Satisfied</i>	21.9%
<i>Somewhat Satisfied</i>	40.4%
Dissatisfied [NET]	22.3%
<i>Somewhat Dissatisfied</i>	15.0%
<i>Very Dissatisfied</i>	7.2%
Unsure	15.4%

17. Are you satisfied or dissatisfied with City's efforts to protect natural resources and the environment?

Satisfied [NET]	70.7%
<i>Very Satisfied</i>	30.9%
<i>Somewhat Satisfied</i>	39.8%
Dissatisfied [NET]	13.9%
<i>Somewhat Dissatisfied</i>	9.5%
<i>Very Dissatisfied</i>	4.4%
Unsure	15.4%

18. Are you satisfied or dissatisfied with the condition of the streets in Dunwoody?



Satisfied [NET]	64.6%
<i>Very Satisfied</i>	18.3%
<i>Somewhat Satisfied</i>	46.3%
Dissatisfied [NET]	34.9%
<i>Somewhat Dissatisfied</i>	22.7%
<i>Very Dissatisfied</i>	12.2%
Unsure	0.6%

19. Are you satisfied or dissatisfied with traffic flow on main roads within Dunwoody?

Satisfied [NET]	35.6%
<i>Very Satisfied</i>	3.8%
<i>Somewhat Satisfied</i>	31.8%
Dissatisfied [NET]	64.0%
<i>Somewhat Dissatisfied</i>	40.2%
<i>Very Dissatisfied</i>	23.8%
Unsure	0.4%

20. Do you feel safe during the day in Dunwoody?

Yes	95.0%
No	2.9%
Unsure	11.8%

21. Do you feel safe at night in Dunwoody?

Yes	75.4%
No	12.8%
Unsure	11.8%

22. Do you feel safe in Dunwoody parks?

Yes	80.4%
No	6.9%
Unsure	12.8%

23. Are you satisfied or dissatisfied with the EMS/Ambulance services in Dunwoody provided by DeKalb County?

Satisfied [NET]	38.7%
<i>Very Satisfied</i>	18.9%
<i>Somewhat Satisfied</i>	19.8%
Dissatisfied [NET]	13.3%
<i>Somewhat Dissatisfied</i>	6.1%



<i>Very Dissatisfied</i>	7.2%
Unsure	48.0%

24. Are you satisfied or dissatisfied with the sanitation services in Dunwoody provided by DeKalb County?

Satisfied [NET]	81.7%
<i>Very Satisfied</i>	44.0%
<i>Somewhat Satisfied</i>	37.7%
Dissatisfied [NET]	13.3%
<i>Somewhat Dissatisfied</i>	9.5%
<i>Very Dissatisfied</i>	3.8%
Unsure	5.0%

25. How often do you use Dunwoody's trails/sidewalks?

Once a week or more	68.4%
A few times a month	45.7%
Monthly or Bi-Monthly	8.2%
A few times a year	16.4
Never	6.9%
Unsure	0.2%

26. Are you satisfied or dissatisfied with number of trails/sidewalks in Dunwoody's trail system?

Satisfied [NET]	75.6%
<i>Very Satisfied</i>	34.1%
<i>Somewhat Satisfied</i>	41.5%
Dissatisfied [NET]	17.1%
<i>Somewhat Dissatisfied</i>	11.8%
<i>Very Dissatisfied</i>	5.3%
Unsure	7.2%

27. Are you satisfied or dissatisfied with the condition of the trails/sidewalks in Dunwoody's trail system?

Satisfied [NET]	79.2%
<i>Very Satisfied</i>	41.5%
<i>Somewhat Satisfied</i>	37.7%
Dissatisfied [NET]	10.5%
<i>Somewhat Dissatisfied</i>	7.6%
<i>Very Dissatisfied</i>	2.9%
Unsure	10.3%

28. Would you support the construction of a trail if it would run next to your home?



Support [NET]	55.0%
<i>Strongly Support</i>	32.4%
<i>Somewhat Support</i>	22.7%
Oppose [NET]	38.3%
<i>Somewhat Oppose</i>	10.1%
<i>Strongly Oppose</i>	28.2%
Unsure	10.3%

29. How safe do you feel as a pedestrian or bicyclist on sidewalks and trails/sidewalks in Dunwoody?

Safe [NET]	70.3%
<i>Very Safe</i>	27.6%
<i>Somewhat Safe</i>	42.7%
Unsafe [NET]	23.6%
<i>Somewhat Unsafe</i>	15.0%
<i>Very Unsafe</i>	8.6%
Unsure	6.1%

How would you rate each of the following services offered by the Dunwoody Parks and Recreation Department? Excellent, good, poor, or very poor?

30. Availability of parks

Good [NET]	90.9%
<i>Excellent</i>	41.1%
<i>Good</i>	49.7%
Poor [NET]	4.8%
<i>Poor</i>	3.8%
<i>Very Poor</i>	1.0%
Don't Know	4.4%

31. Quality of playgrounds

Good [NET]	76.0%
<i>Excellent</i>	33.5%
<i>Good</i>	42.5%
Poor [NET]	1.7%
<i>Poor</i>	1.5%
<i>Very Poor</i>	0.2%
Don't Know	22.3%

32. Athletic programs



Good [NET]	41.3%
<i>Excellent</i>	12.2%
<i>Good</i>	29.1%
Poor [NET]	8.4%
<i>Poor</i>	6.9%
<i>Very Poor</i>	1.5%
Don't Know	50.3%

33. Special interest programs

Good [NET]	36.0%
<i>Excellent</i>	7.0%
<i>Good</i>	29.0%
Poor [NET]	6.1%
<i>Poor</i>	5.3%
<i>Very Poor</i>	0.8%
Don't Know	57.9%

34. Community gardens

Good [NET]	53.5%
<i>Excellent</i>	16.4%
<i>Good</i>	37.1%
Poor [NET]	9.1%
<i>Poor</i>	7.2%
<i>Very Poor</i>	1.9%
Don't Know	37.3%

35. Youth offerings

Good [NET]	35.0%
<i>Excellent</i>	9.7%
<i>Good</i>	25.3%
Poor [NET]	10.9%
<i>Poor</i>	8.2%
<i>Very Poor</i>	2.7%
Don't Know	54.1%

36. Overall quality of Dunwoody parks

Good [NET]	92.4%
<i>Excellent</i>	37.1%
<i>Good</i>	55.2%
Poor [NET]	1.7%



<i>Poor</i>	1.7%
<i>Very Poor</i>	0.0%
Don't Know	5.9%

37. Water river feature at Brook Run Park

Good [NET]	50.7%
<i>Excellent</i>	18.7%
<i>Good</i>	32.0%
Poor [NET]	12.8%
<i>Poor</i>	8.4%
<i>Very Poor</i>	4.4%
Don't Know	36.6%

38. Baseball/Softball fields

Good [NET]	58.9%
<i>Excellent</i>	25.9%
<i>Good</i>	33.0%
Poor [NET]	4.4%
<i>Poor</i>	3.4%
<i>Very Poor</i>	1.0%
Don't Know	36.8%

39. Tree Top Quest

Good [NET]	45.9%
<i>Excellent</i>	20.0%
<i>Good</i>	25.9%
Poor [NET]	2.5%
<i>Poor</i>	2.1%
<i>Very Poor</i>	0.4%
Don't Know	51.6%

40. Tennis courts

Good [NET]	37.0%
<i>Excellent</i>	9.1%
<i>Good</i>	27.8%
Poor [NET]	10.1%
<i>Poor</i>	6.5%
<i>Very Poor</i>	3.6%
Don't Know	53.0%



41. Spruill Center for the Arts

Good [NET]	57.3%
<i>Excellent</i>	25.7%
<i>Good</i>	31.6%
Poor [NET]	1.7%
<i>Poor</i>	1.5%
<i>Very Poor</i>	0.2%
Don't Know	41.0%

42. Stage Door Theatre Company

Good [NET]	48.4%
<i>Excellent</i>	18.5%
<i>Good</i>	29.9%
Poor [NET]	3.2%
<i>Poor</i>	2.7%
<i>Very Poor</i>	0.6%
Don't Know	48.4%

43. Dunwoody Senior Baseball

Good [NET]	27.2%
<i>Excellent</i>	12.2%
<i>Good</i>	15.0%
Poor [NET]	1.5%
<i>Poor</i>	1.1%
<i>Very Poor</i>	0.4%
Don't Know	71.2%

44. Rush Union Soccer

Good [NET]	22.5%
<i>Excellent</i>	8.6%
<i>Good</i>	13.9%
Poor [NET]	1.5%
<i>Poor</i>	1.1%
<i>Very Poor</i>	0.4%
Don't Know	76.0%

45. Dunwoody Preservation Trust

Good [NET]	44.8%
<i>Excellent</i>	16.6%



<i>Good</i>	28.2%
Poor [NET]	2.1%
<i>Poor</i>	1.5%
<i>Very Poor</i>	0.6%
Don't Know	53.1%

46. Dunwoody Nature Center

Good [NET]	79.0%
<i>Excellent</i>	47.2%
<i>Good</i>	31.8%
Poor [NET]	0.8%
<i>Poor</i>	0.8%
<i>Very Poor</i>	0.0%
Don't Know	20.2%

How many times in the last year did you or a member of your family utilize each of the following recreational spaces or programs in Dunwoody?

47. Soccer fields

Once a week or more	7.0%
A few times a month	4.6%
Monthly or Bi-Monthly	4.4%
A few times a year	12.6%
Never	69.1%
Unsure	2.3%

48. Skate park

Once a week or more	1.9%
A few times a month	2.5%
Monthly or Bi-Monthly	2.9%
A few times a year	10.7%
Never	79.2%
Unsure	2.9%

49. Zipline course

Once a week or more	0.2%
A few times a month	0.8%
Monthly or Bi-Monthly	0.8%
A few times a year	19.8%



Never	76.4%
Unsure	2.1%

50. Basketball court

Once a week or more	1.5%
A few times a month	3.6%
Monthly or Bi-Monthly	2.3%
A few times a year	11.2%
Never	78.7%
Unsure	2.7%

51. City-owned tennis courts

Once a week or more	1.0%
A few times a month	2.5%
Monthly or Bi-Monthly	2.5%
A few times a year	13.3%
Never	77.9%
Unsure	2.9%

52. Dog park

Once a week or more	6.3%
A few times a month	5.9%
Monthly or Bi-Monthly	5.9%
A few times a year	17.0%
Never	62.5%
Unsure	2.3%

53. Disc golf

Once a week or more	1.3%
A few times a month	1.3%
Monthly or Bi-Monthly	2.3%
A few times a year	11.4%
Never	80.0%
Unsure	3.6%

54. Children's playgrounds

Once a week or more	11.4%
A few times a month	9.9%



Monthly or Bi-Monthly	11.0%
A few times a year	17.9%
Never	48.6%
Unsure	1.1%

55. Bicycle paths

Once a week or more	9.7%
A few times a month	9.5%
Monthly or Bi-Monthly	8.2%
A few times a year	19.2%
Never	51.2%
Unsure	2.1%

56. Picnic areas

Once a week or more	3.0%
A few times a month	8.8%
Monthly or Bi-Monthly	9.1%
A few times a year	34.1%
Never	43.2%
Unsure	1.7%

57. Which of the following special events in Dunwoody, if any, have you attended in the past year? Select all that apply.

Lemonade Days Festival	53.3%
July 4th Parade	53.1%
Dunwoody Arts Festival	51.0%
Food Truck Thursday	48.0%
Light Up Dunwoody	34.3%
Household Hazardous Waste Recycling Event	25.1%
Truck or Treat	17.0%
Summer Movie Series	16.2%
Apple Cider Days	15.6%
Nature Center Backyard Concerts	12.8%
Monarchs and Margaritas	8.8%
MLK Jr. Day of Service	8.2%
Memorial Day Event	7.8%
Verterans Day Event	6.1%
Nature Center Friday Night Hike	5.0%
Great Dunwoody Cleanup	5.0%

Groovin' on the green concert series	2.5%
Other	3.0%
Have not attended any special events	13.5%

58. How do you get news and information from the City? Select all that apply.

The Dunwoody Digest Magazine	43.4%
The City Website	20.6%
The City's Email Newsletter, D-news	12.0%
The City of Dunwoody's Social Media Accounts	5.1%
The City of Dunwoody App	4.4%
Visiting City Hall	1.3%
Other	16.6%
None of these	0.8%
Unsure	4.8%

59. Please indicate which if any of these social apps and websites you use regularly. Select all that apply.

Facebook	58.9%
Instagram	47.0%
YouTube	37.9%
LinkedIn	31.8%
Nextdoor	26.9%
Twitter	17.7%
TikTok	11.8%
Snapchat	7.4%
Reddit	1.1%
Nothing	10.3%
Unsure	0.2%

60. What are your top sources for news and information about issues related to Dunwoody? Select all that apply.

Direct communication from the City of Dunwoody (social media, e-news, city website, 311 call, etc.)	51.2%
Newspaper	42.9%
Non-city social media	22.1%
Local television	20.8%
Non-city websites	16.4%
Local radio	11.0%
Other	6.7%
Nothing	5.0%
Unsure	1.9%

Here are a few demographic questions.



61. For demographic purposes only, which of the following best describes your background?

Latino/Hispanic	6.5%
White/Caucasian	64.4%
Black/African American	12.0%
Asian/Pacific Islander	5.9%
More than one	2.7%
Other	1.7%
Prefer not to answer	6.9%

62. Which of the following best describes you?

Male	45.5%
Female	47.0%
Other	0.2%
Prefer not to answer	7.2%

63. Do you own a business in Dunwoody?

Yes	9.7%
No	90.3%

64. Which age group describes you?

18-29 years old	13.1%
30-39 years old	19.4%
40-49 years old	19.6%
50-64 years old	21.1%
65+ years old	20.4%
Prefer not to answer	6.3%

65. Do you have children under the age of 18 living in your household?

Yes	35.8%
No	60.2%
Prefer not to answer	4.0%

66. How long have you lived in Dunwoody?

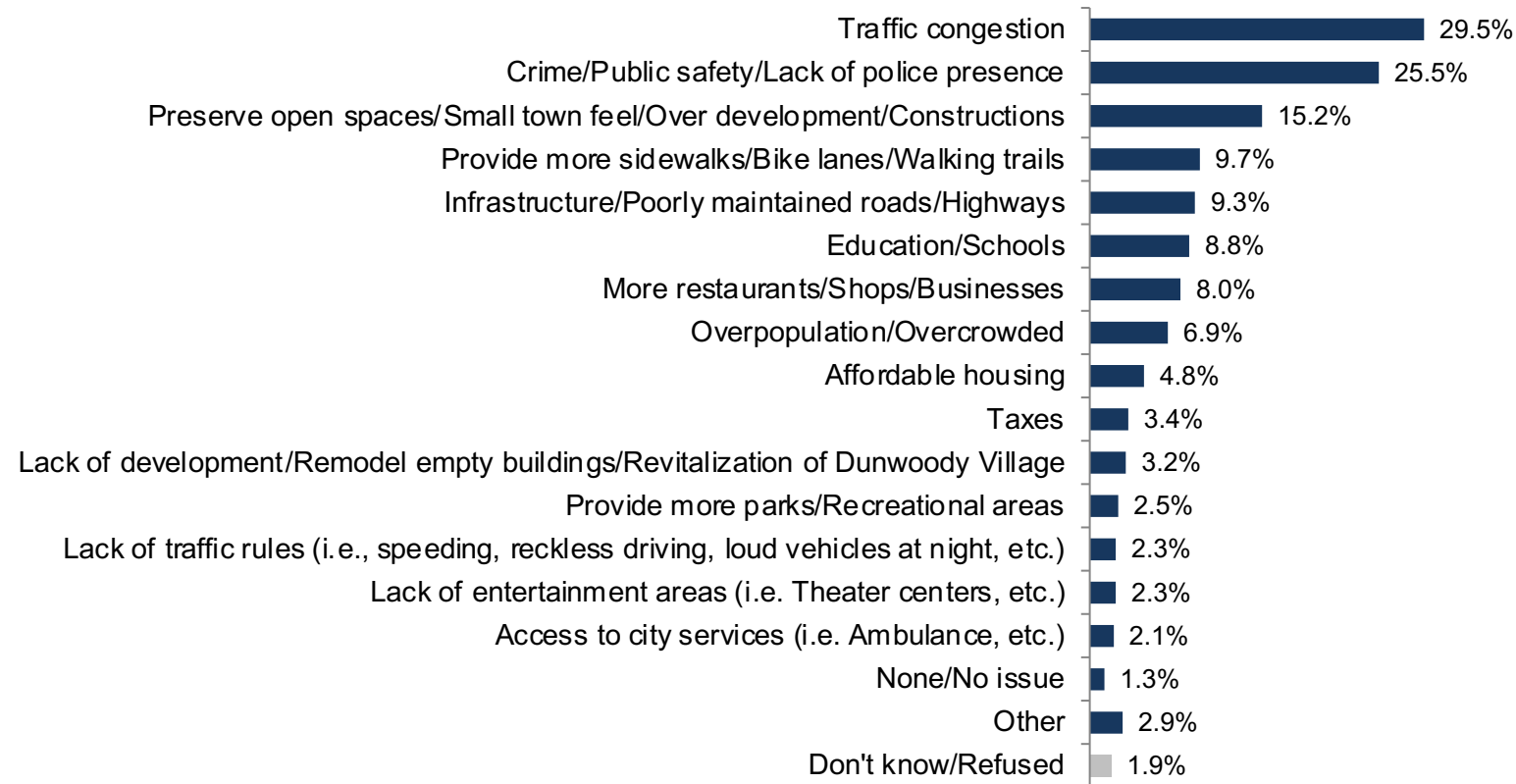
Less than 1 year	5.0%
2 to 3 years	18.7%
4 to 5 years	10.3%
6 to 10 years	17.1%
16 to 20 years	10.3%
21 years and over	29.1%



Graphic Analysis/Results Presentation

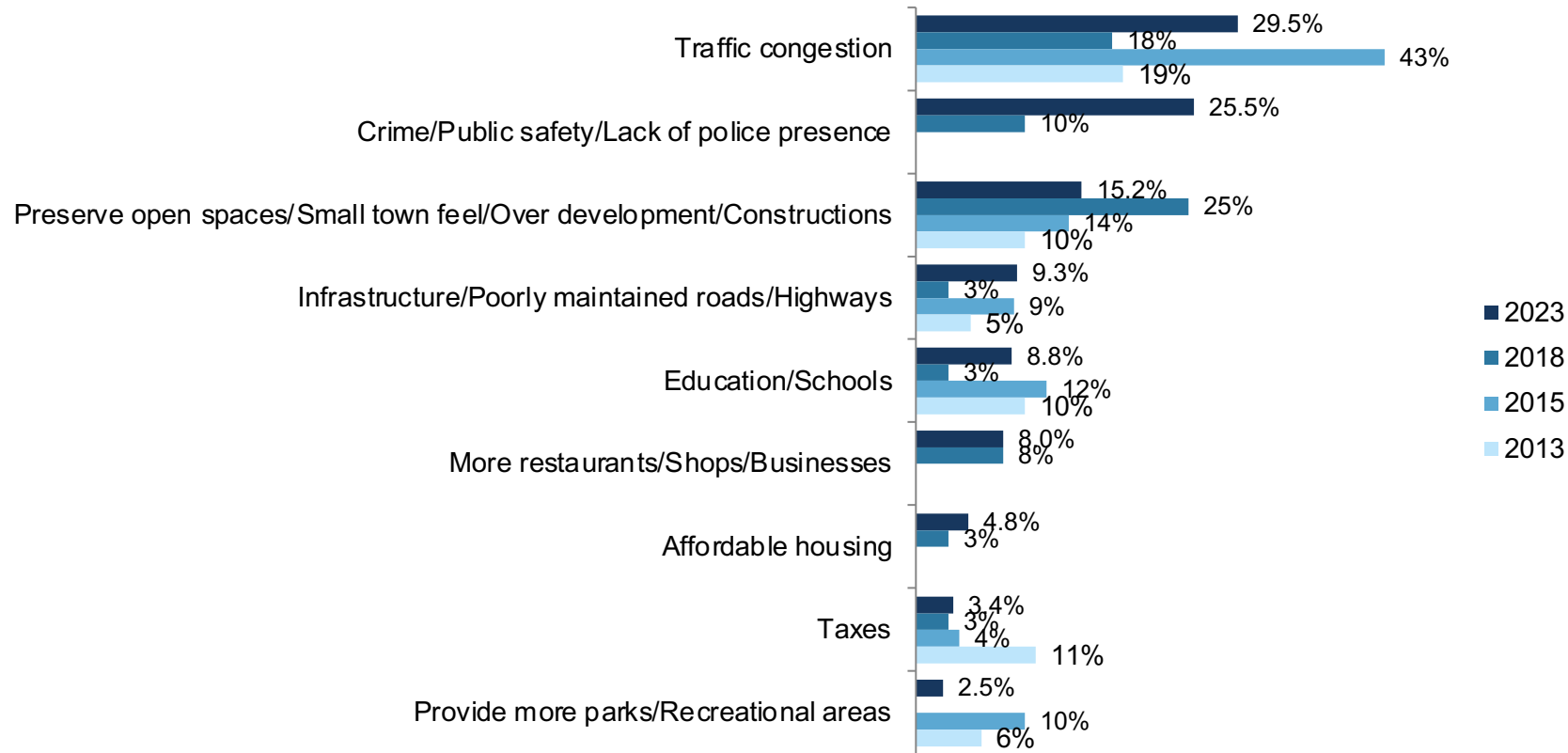
Traffic (30%) and Crime (26%) cited as top concerns among respondents

Question 2: What is the most important issue facing Dunwoody today?
[OPEN ENDED]



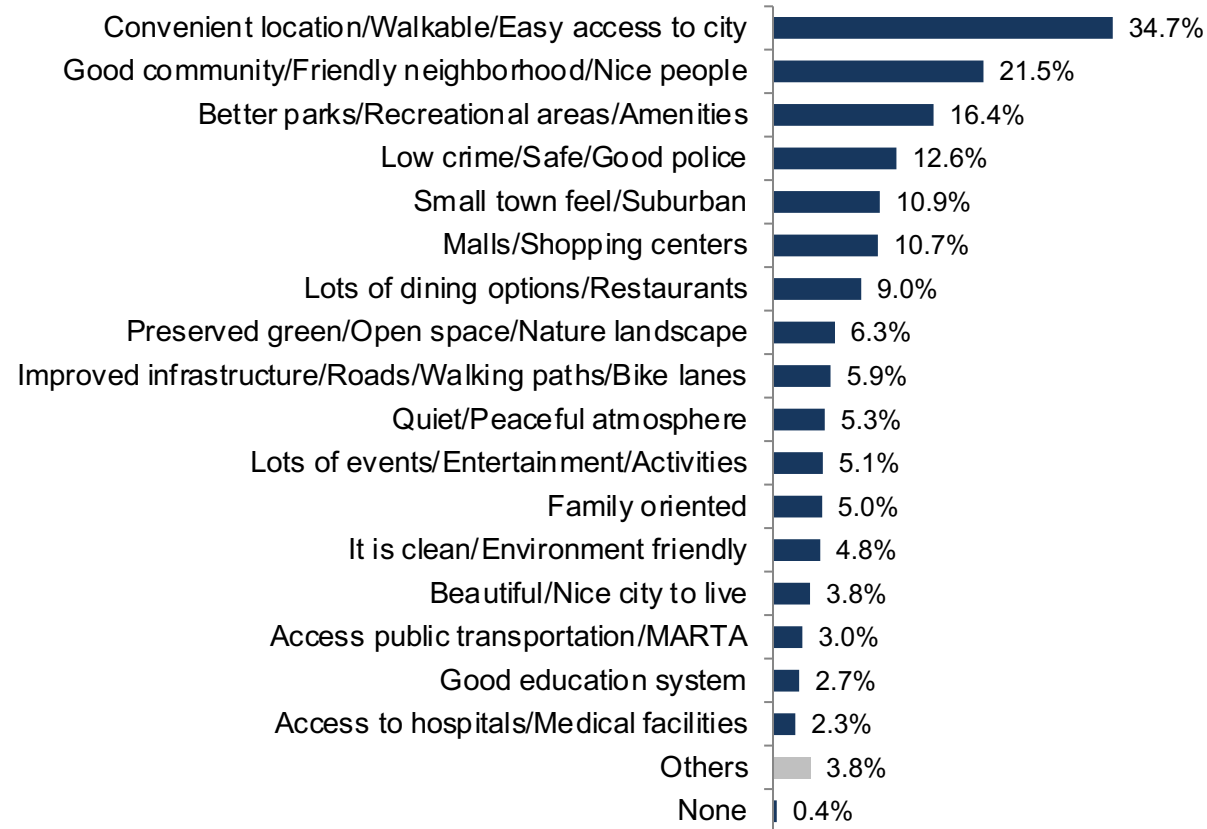
Biggest issue facing Dunwoody responses over time

Question 2: What is the most important issue facing Dunwoody today?
[OPEN ENDED]



Location/walkability (35%), community (22%), and recreation (16%) cited as top benefits of living in Dunwoody

Question 3: What do you like the most about living in Dunwoody?
[OPEN ENDED]



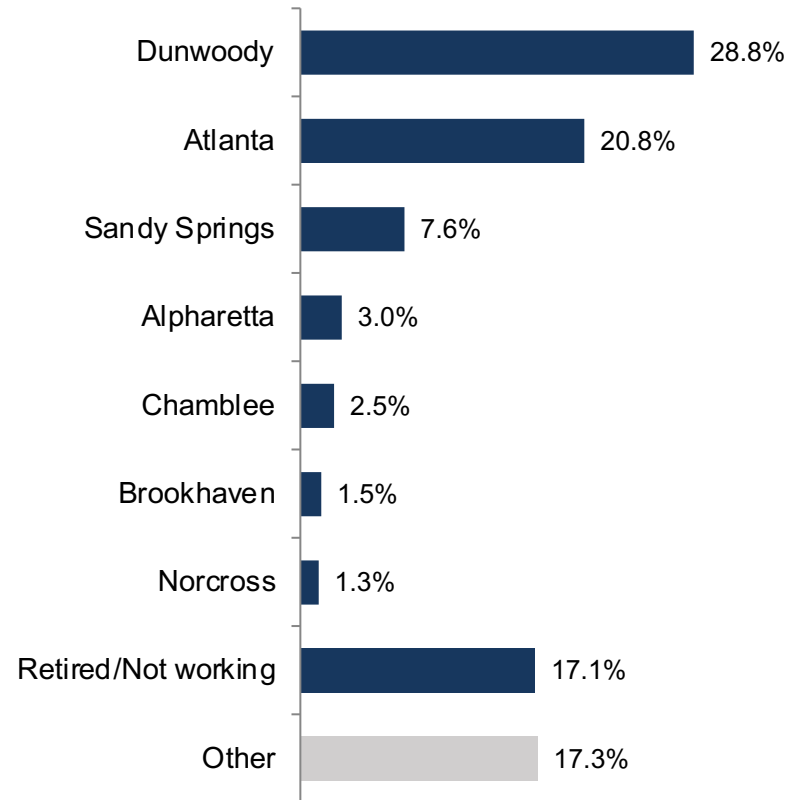
Ranking favorite things about living in Dunwoody, 2023 vs 2018

Question 3: What do you like the most about living in Dunwoody?
[OPEN ENDED]

	2023 Answers	2018 Answers
1	Convenient location/Walkable/Easy access to city	Location
2	Good community/Friendly neighborhood/Nice people	Safe Community
3	Better parks/Recreational areas/Amenities	Parks
4	Low crime/Safe/Good police	Education
5	Small town feel/Suburban	Lifestyle and Entertainment
6	Malls/Shopping centers	Business Climate
7	Lots of dining options/Restaurants	Transportation
8	Preserved green/Open space/Nature landscape	Career Opportunities
9	Improved infrastructure/Roads/Walking paths/Bike lanes	City Government
10	Quiet/Peaceful atmosphere	Workforce
11	Lots of events/Entertainment/Activities	Cultural Arts Programs
12	Family oriented	Traffic
13	It is clean/Environment friendly	Elected Officials

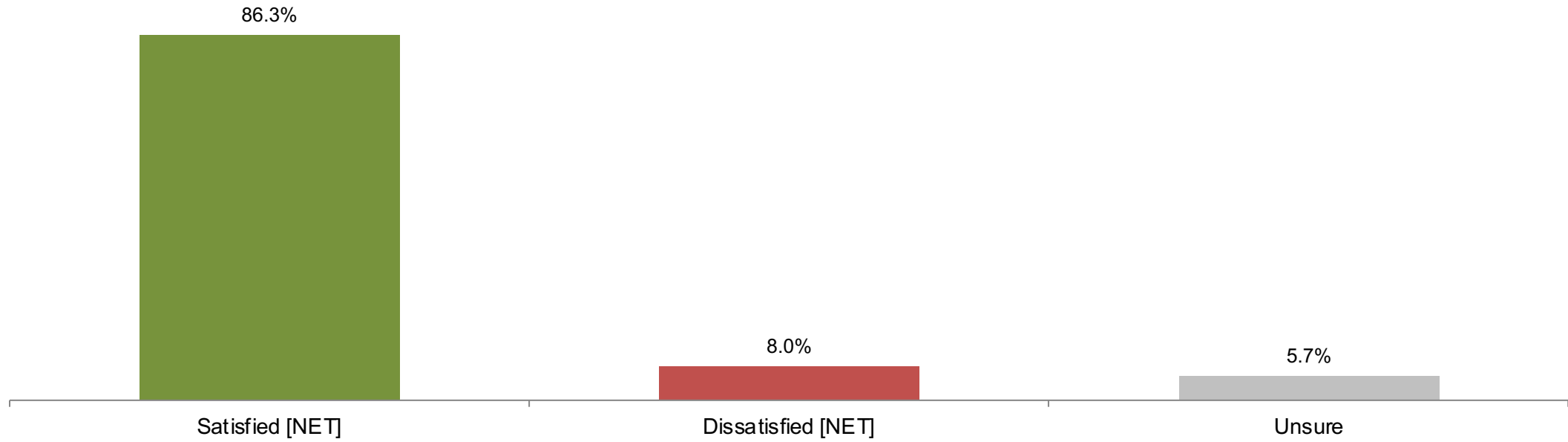
50% of respondents work in Dunwoody or Atlanta

Question 4: What city do you work in?



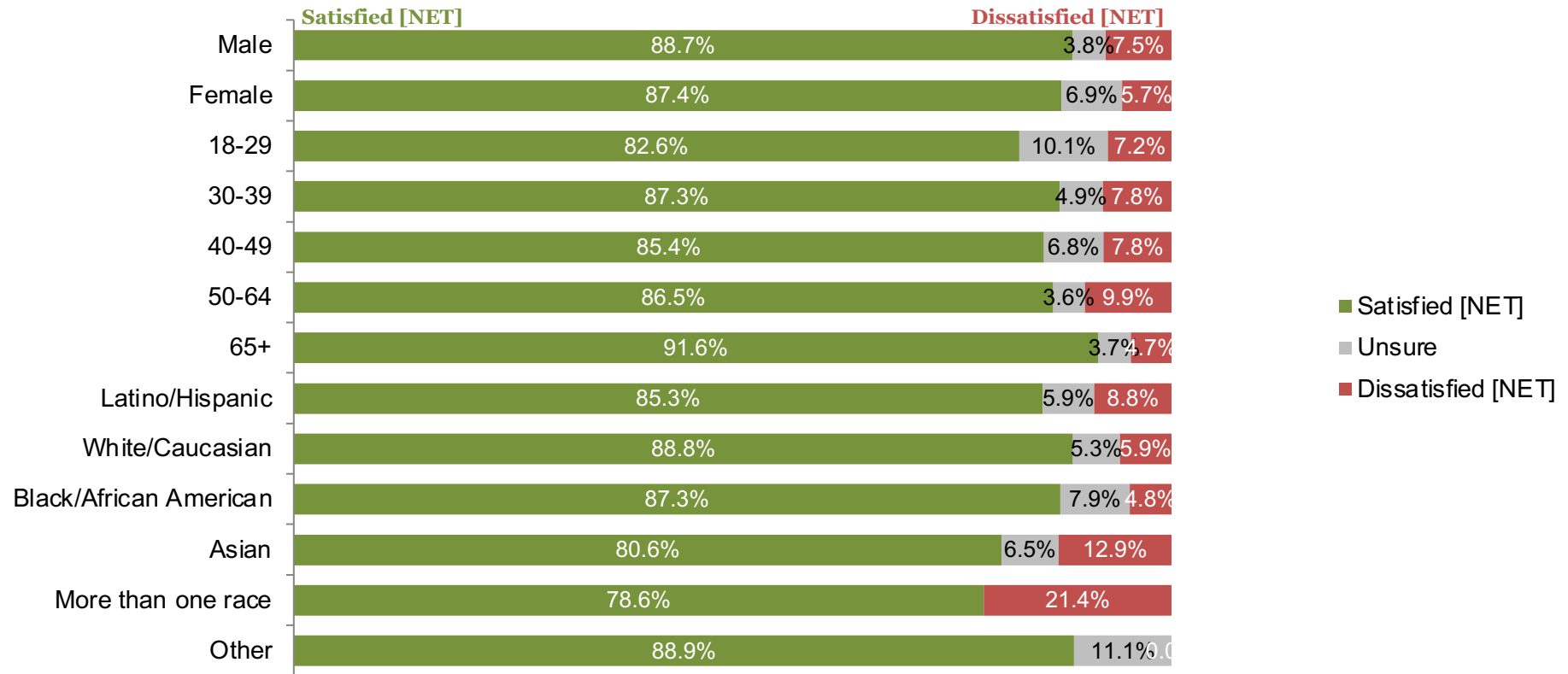
86% satisfied with services provided by the City of Dunwoody

Question 5: Thinking about the services provided by the City of Dunwoody, are you satisfied or dissatisfied? Is that very/somewhat (satisfied/dissatisfied)?



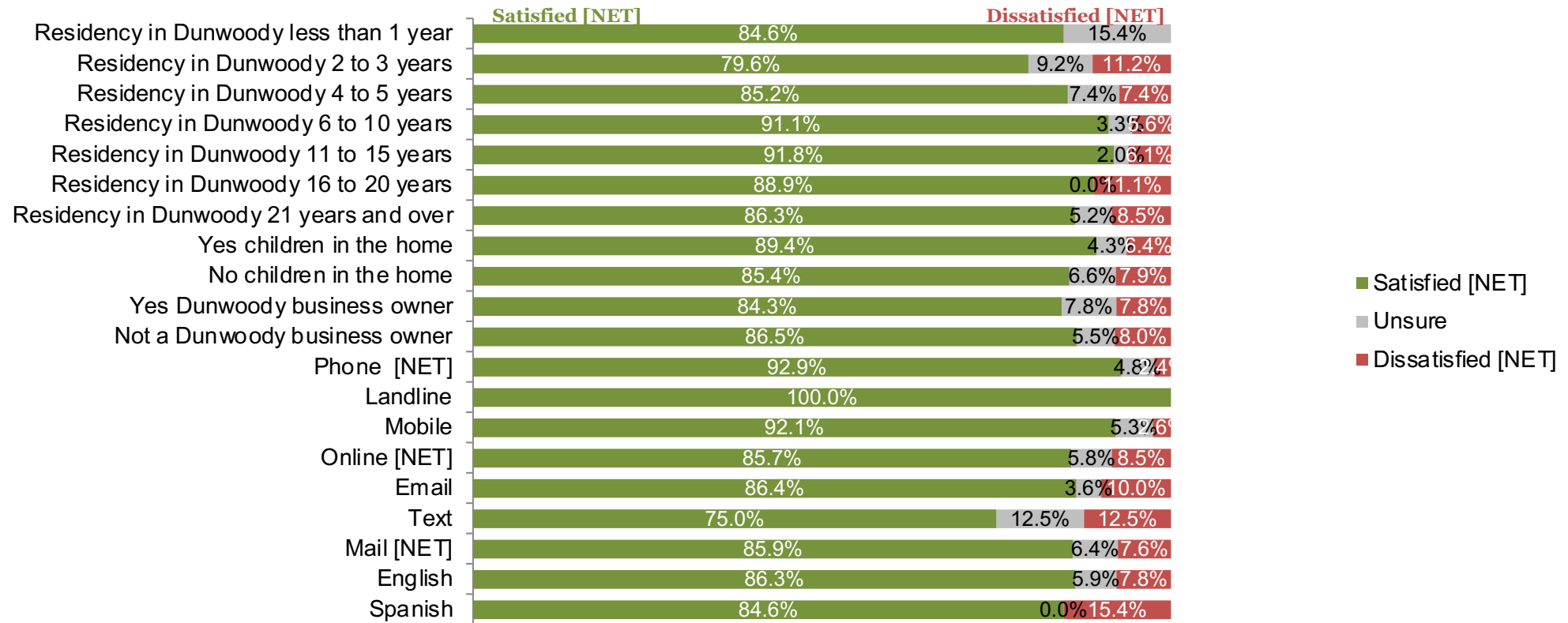
Results by gender, age, and ethnicity

Question 5: Thinking about the services provided by the City of Dunwoody, are you satisfied or dissatisfied? Is that very/somewhat (satisfied/dissatisfied)?



Results by length of residency, children in home, business ownership, and mode of survey

Question 5: Thinking about the services provided by the City of Dunwoody, are you satisfied or dissatisfied? Is that very/somewhat (satisfied/dissatisfied)?

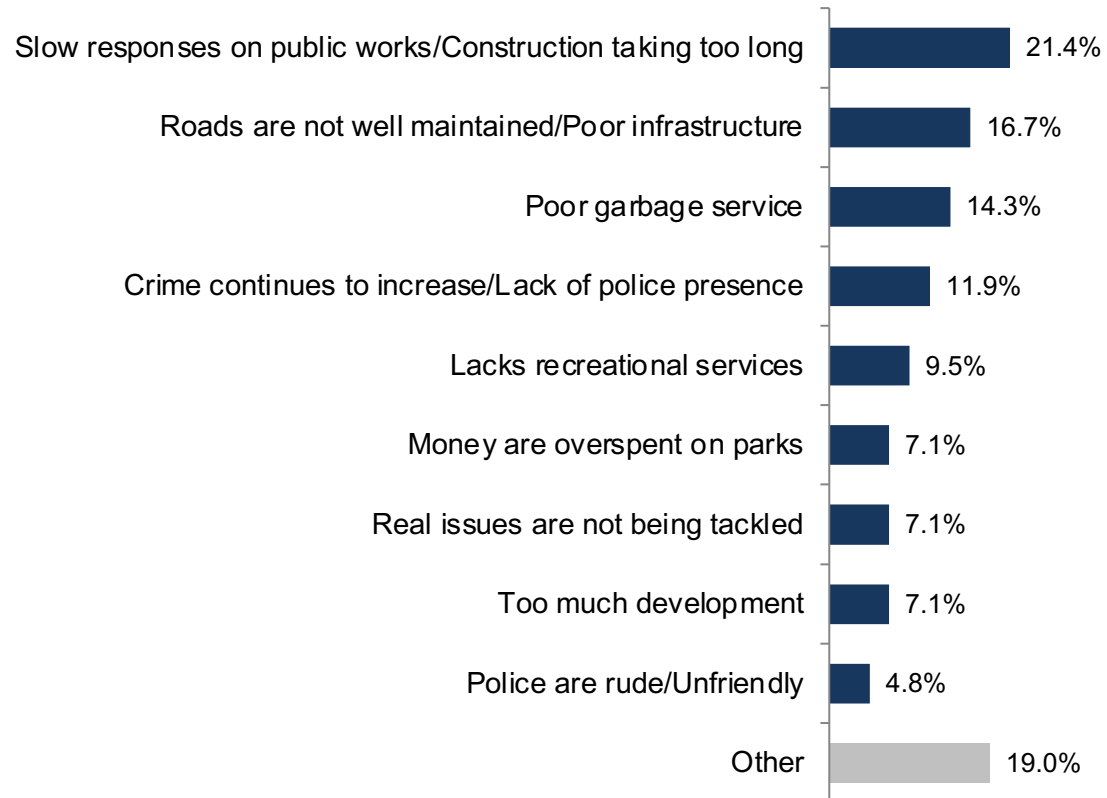


Among those who are dissatisfied with services, slow responses on public works and construction time cited as top concerns

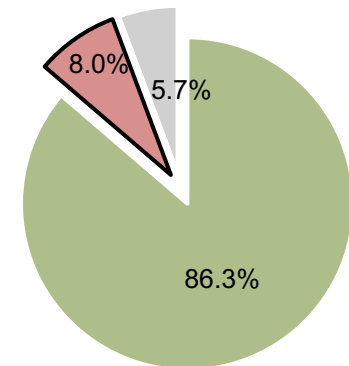
Question 6: Why are you dissatisfied with the services provided by the City of Dunwoody?

[IF ANSWERED 'DISSATISFIED' TO Q5]

[OPEN ENDED]

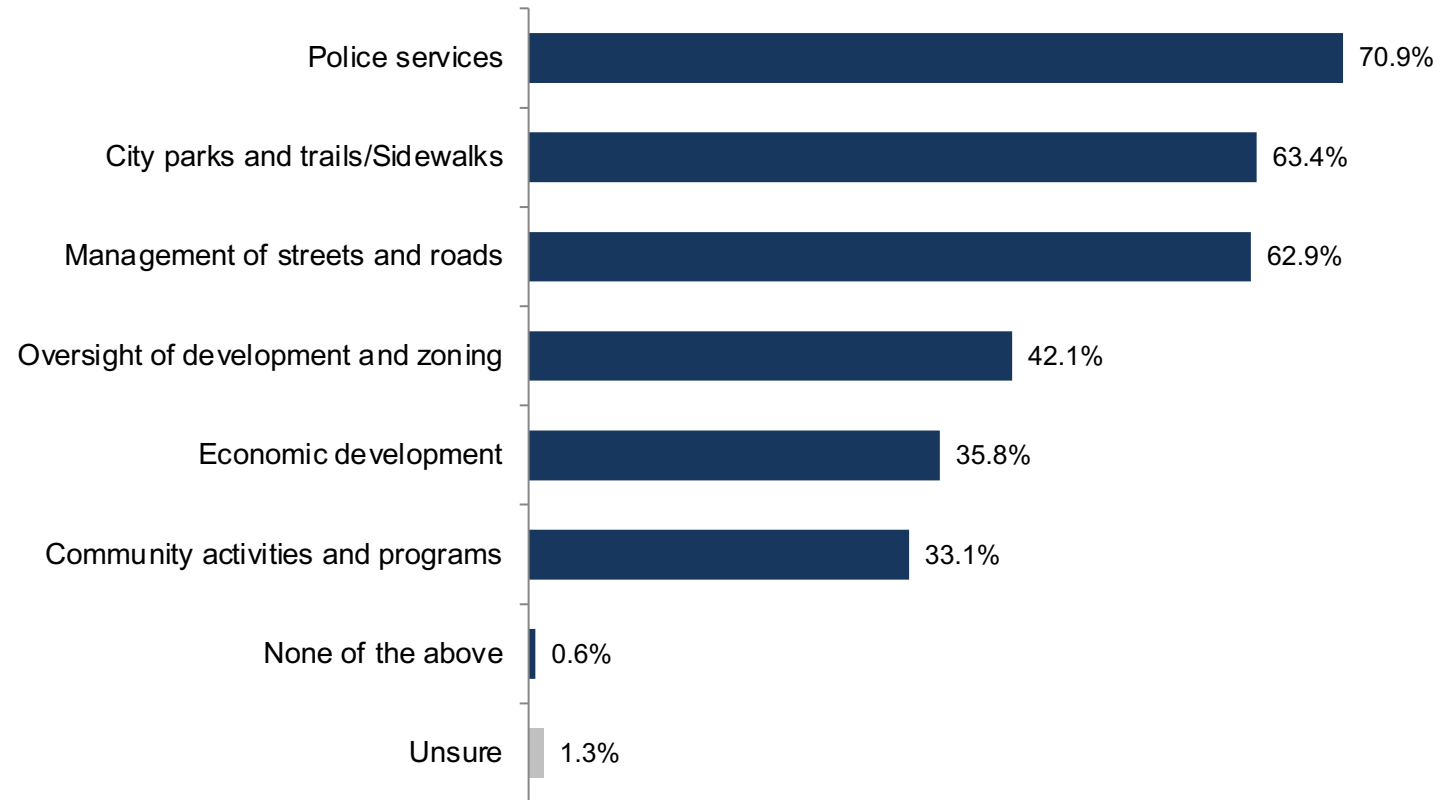


Question 5: Thinking about the services provided by the City of Dunwoody, are you satisfied or dissatisfied? Is that very/somewhat (satisfied/dissatisfied)?



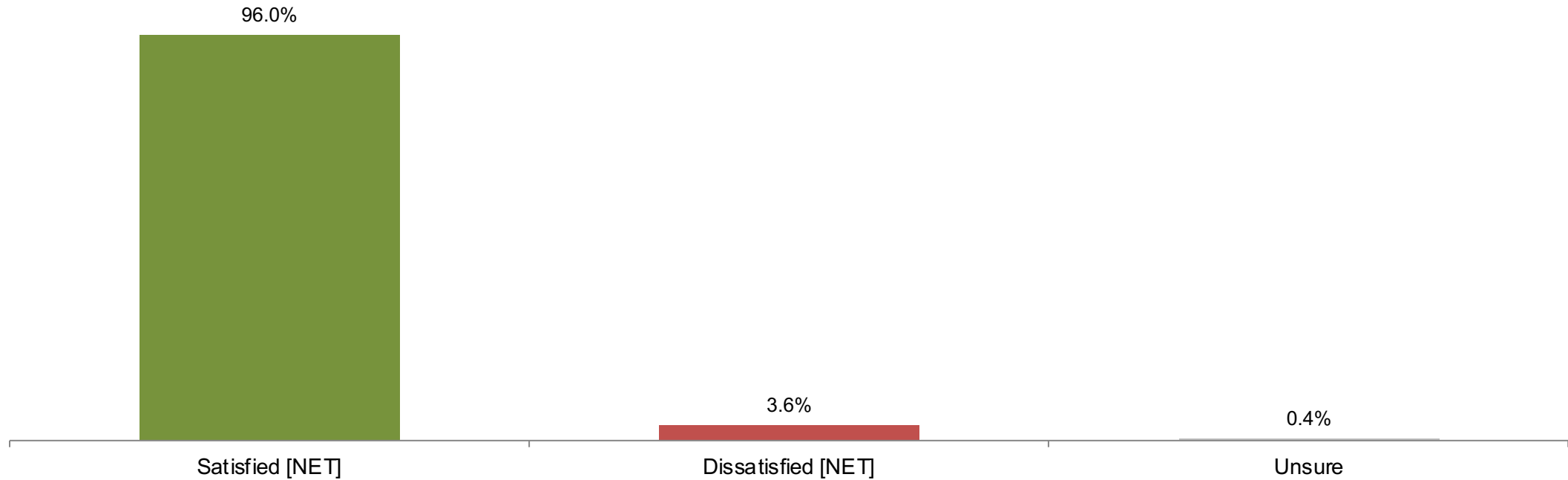
Police services, city trails/sidewalks, and road management cited as most valued services

Question 7: Which of the following services provided by the City of Dunwoody do you consider to be the most important to you?
[SELECT ALL THAT APPLY]



96% are satisfied with overall quality of life in Dunwoody

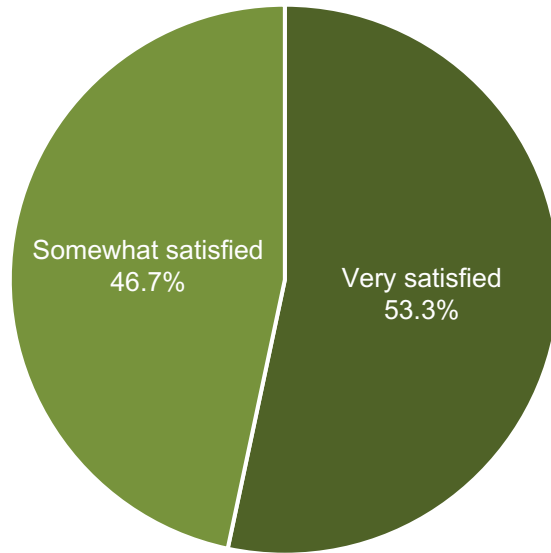
Question 8 : Are you satisfied or dissatisfied with the overall quality of life in Dunwoody? Is that very/somewhat (satisfied/dissatisfied)?



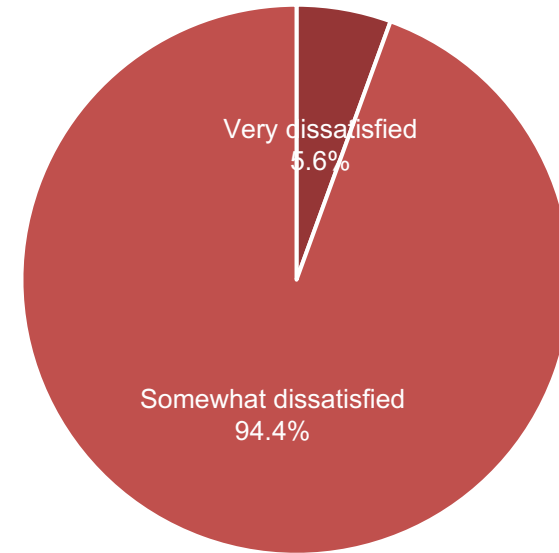
Among those who said satisfied, 53% said very satisfied

Question 8 : Are you satisfied or dissatisfied with the overall quality of life in Dunwoody? Is that very/somewhat (satisfied/dissatisfied)?

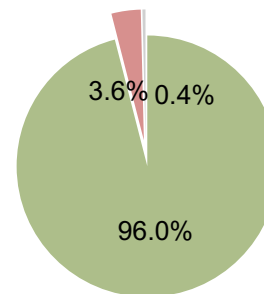
Among those who said satisfied [NET]



Among those who said dissatisfied [NET]

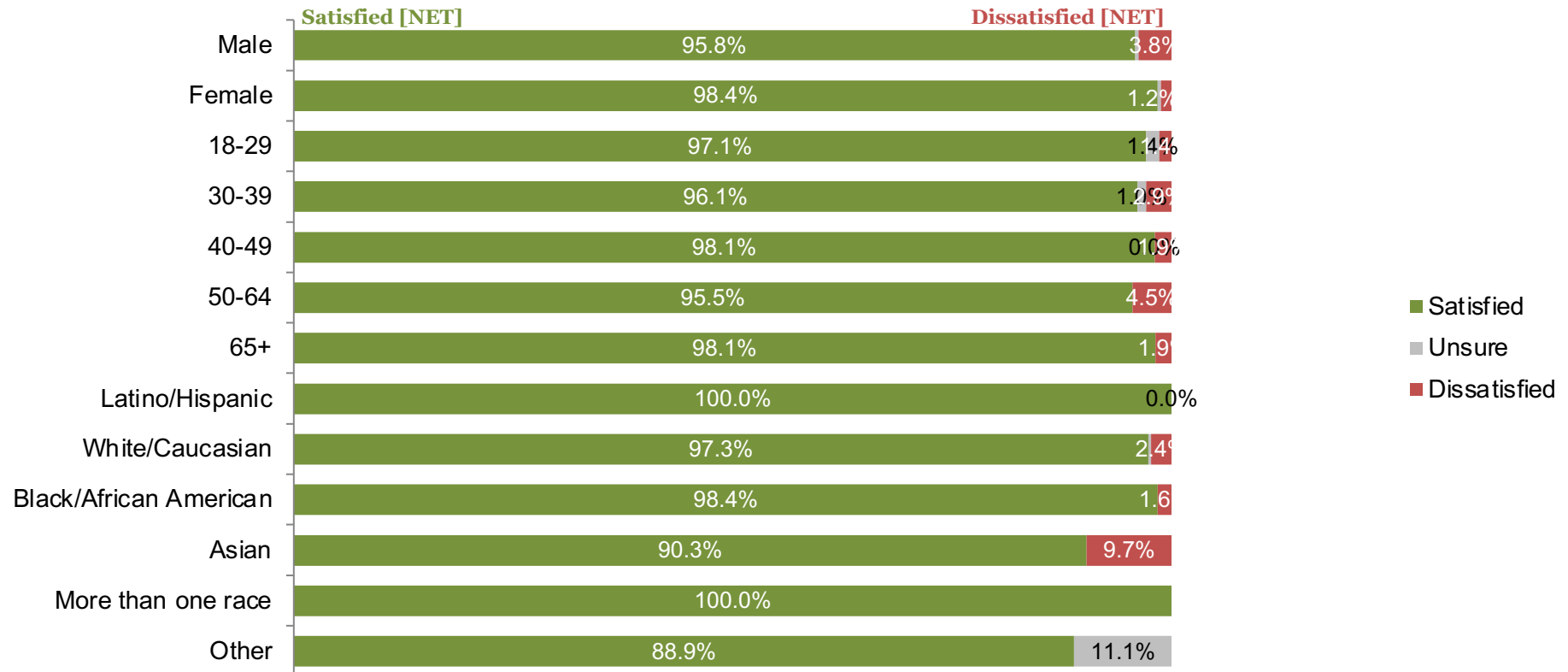


Total



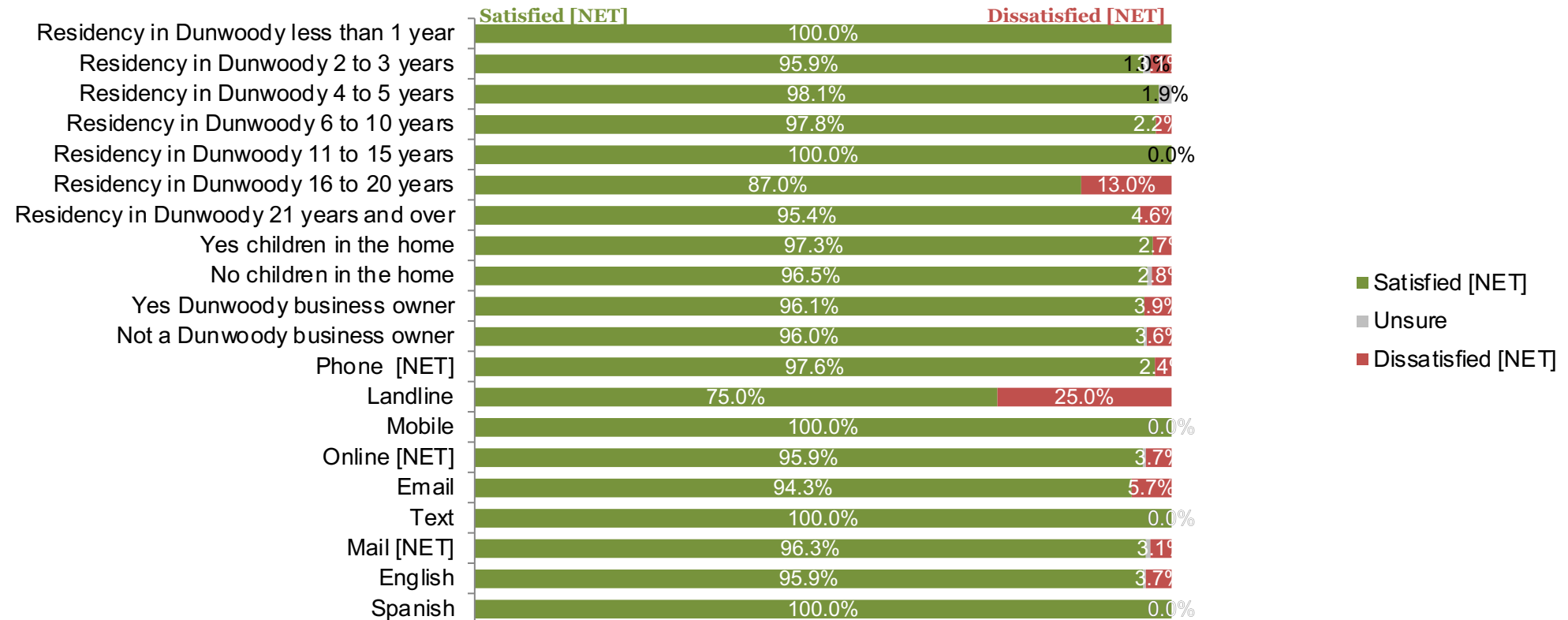
Results by gender, age, and ethnicity

Question 8 : Are you satisfied or dissatisfied with the overall quality of life in Dunwoody? Is that very/somewhat (satisfied/dissatisfied)?



Results by length of residency, children in home, business ownership, and mode of survey

Question 8 : Are you satisfied or dissatisfied with the overall quality of life in Dunwoody? Is that very/somewhat (satisfied/dissatisfied)?

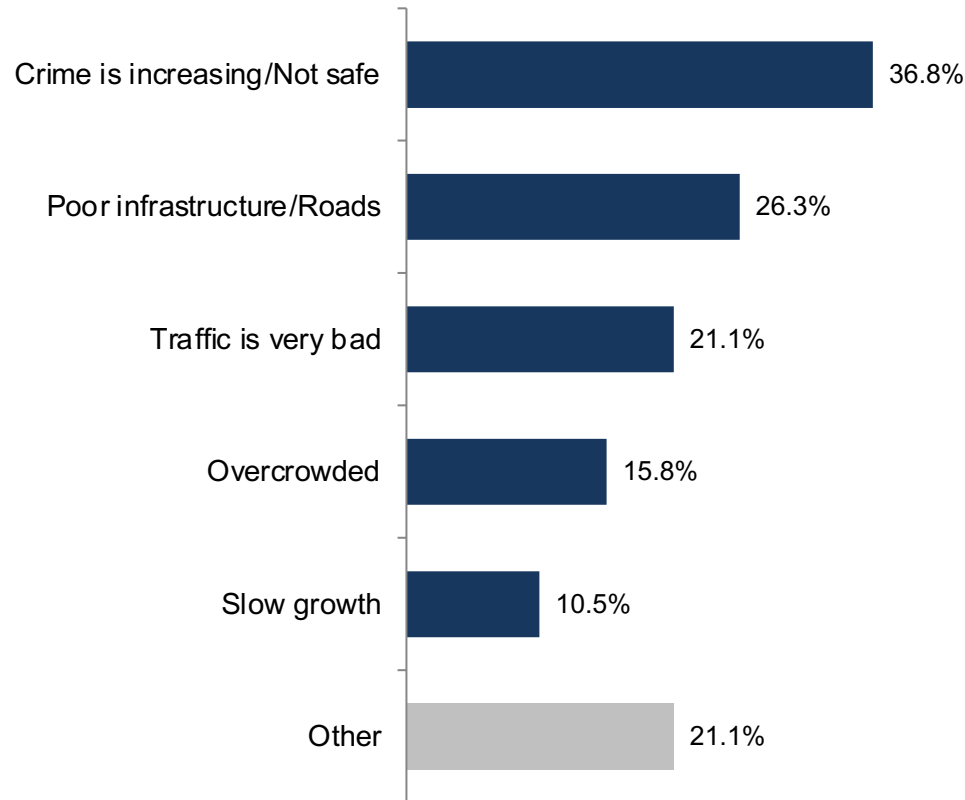


Among those dissatisfied with overall quality of life in Dunwoody, crime and infrastructure cited as top concerns

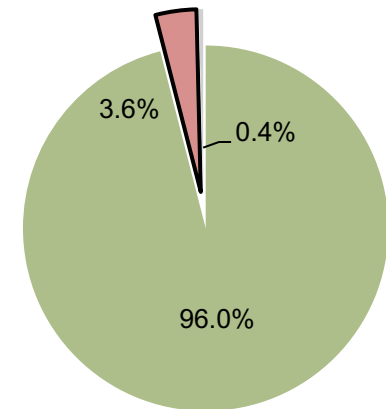
Question 9: Why are you dissatisfied with the overall quality of life in Dunwoody?

[IF ANSWERED 'DISSATISFIED' IN Q8]

[OPEN ENDED]

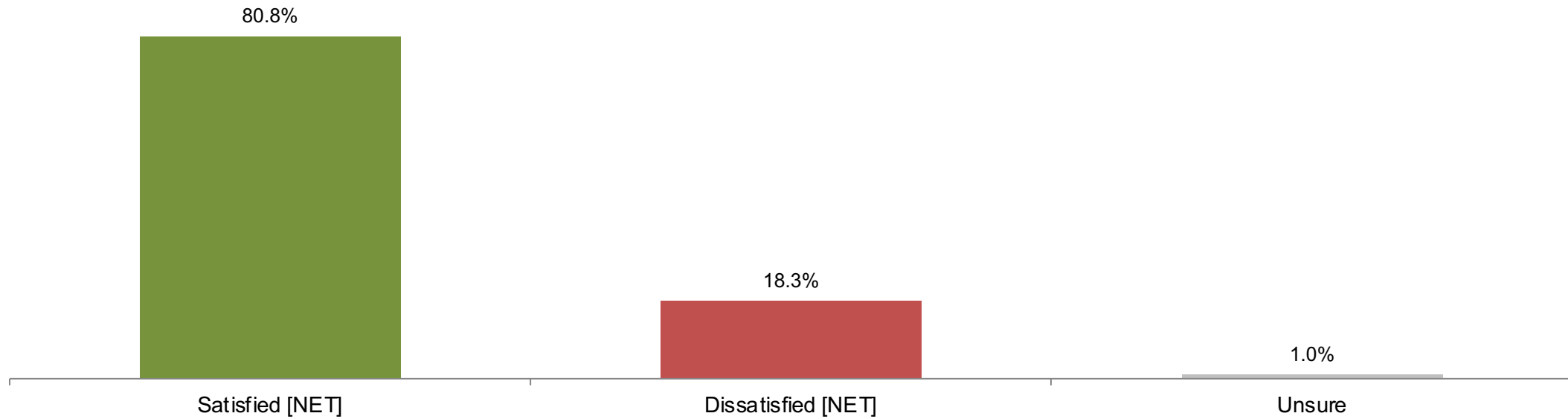


Question 8 : Are you satisfied or dissatisfied with the overall quality of life in Dunwoody? Is that very/somewhat (satisfied/dissatisfied)?



81% are satisfied with the retail options in Dunwoody

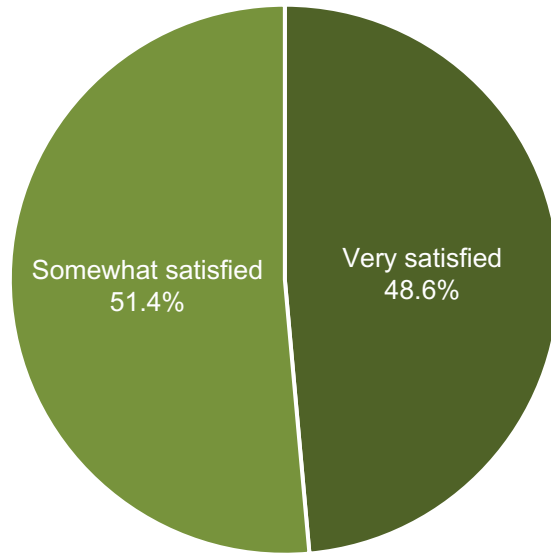
Question 10: Are you satisfied or dissatisfied with the retail options in Dunwoody? Is that very/somewhat (satisfied/dissatisfied)?



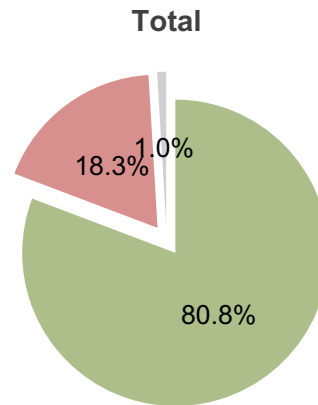
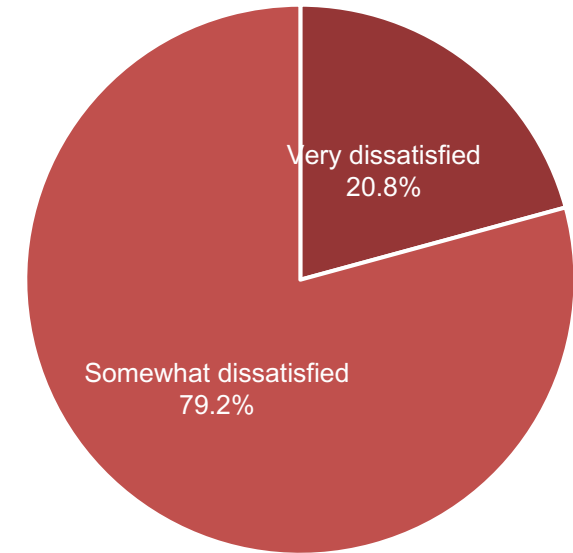
Among those who are dissatisfied, 79% only somewhat dissatisfied

Question 10: Are you satisfied or dissatisfied with the retail options in Dunwoody? Is that very/somewhat (satisfied/dissatisfied)?

Among those who said satisfied [NET]

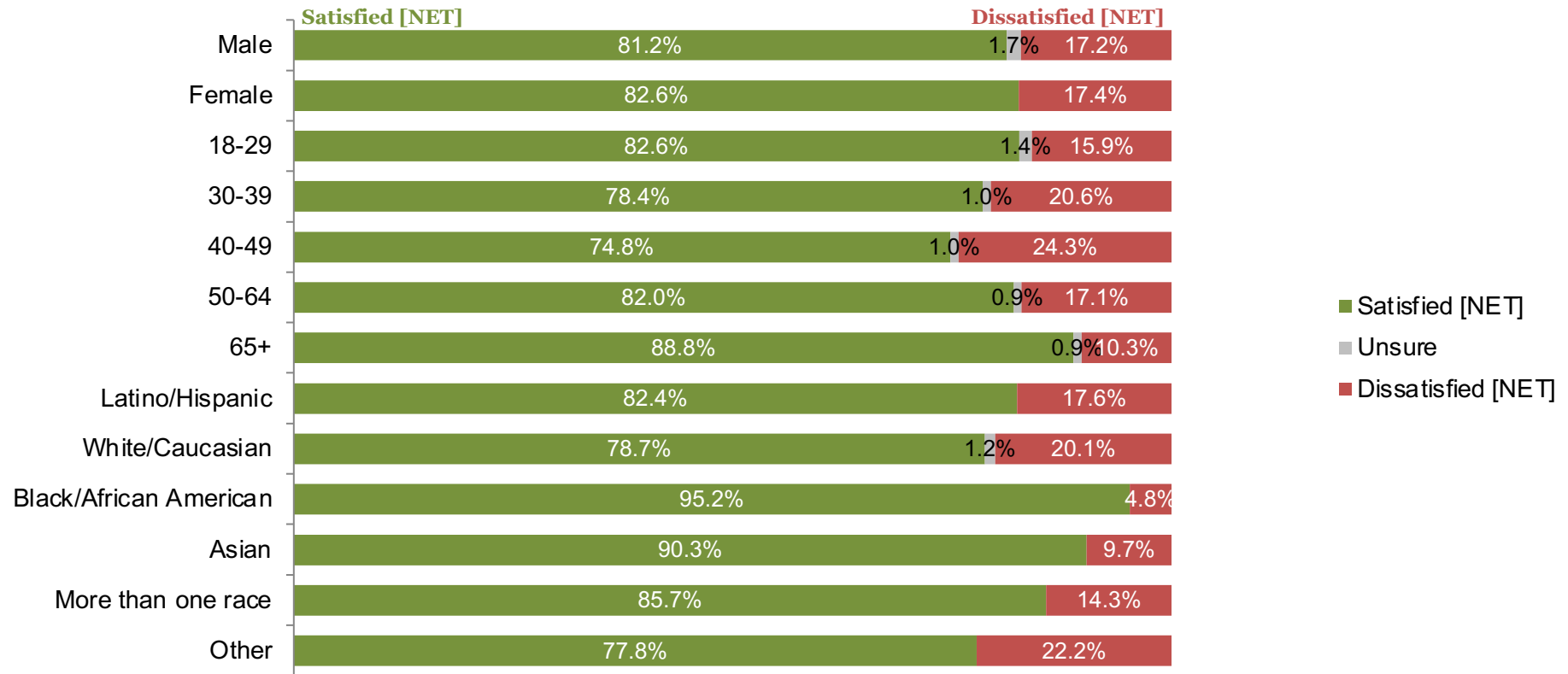


Among those who said dissatisfied [NET]



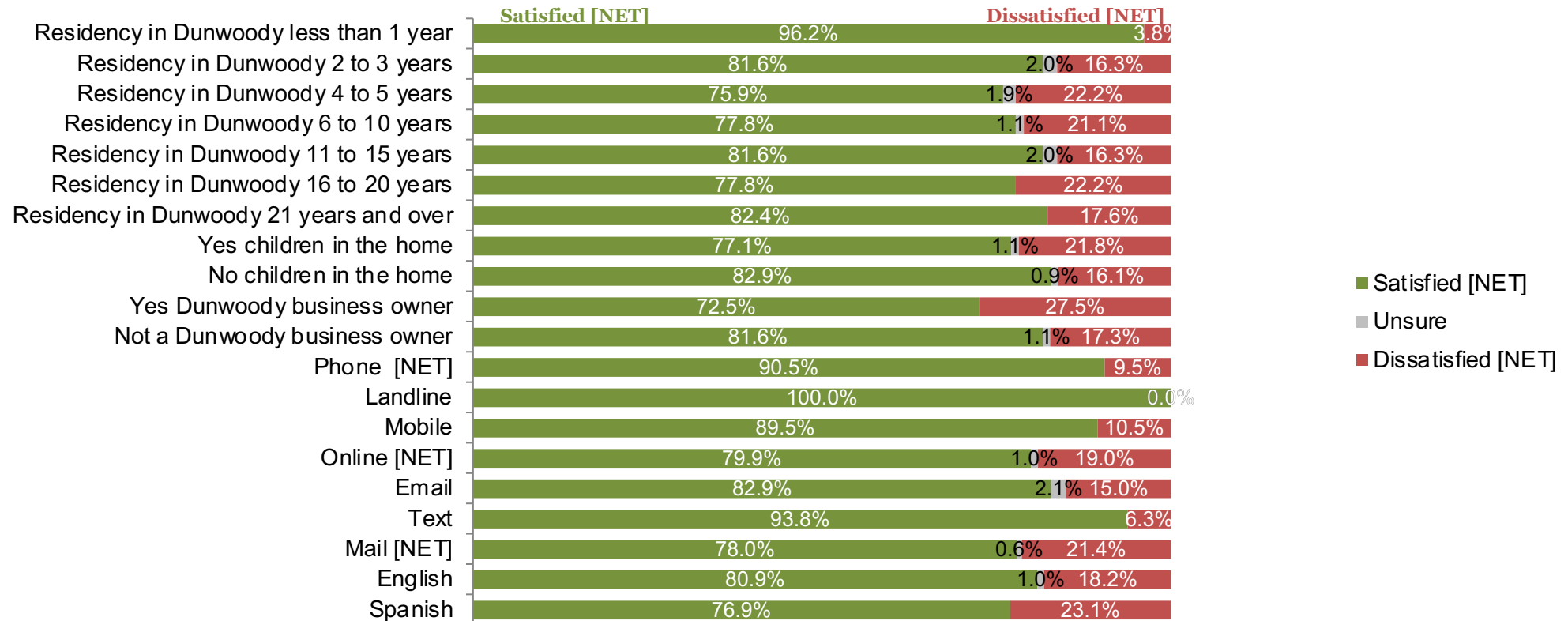
Results by gender, age, and ethnicity

Question 10: Are you satisfied or dissatisfied with the retail options in Dunwoody? Is that very/somewhat (satisfied/dissatisfied)?



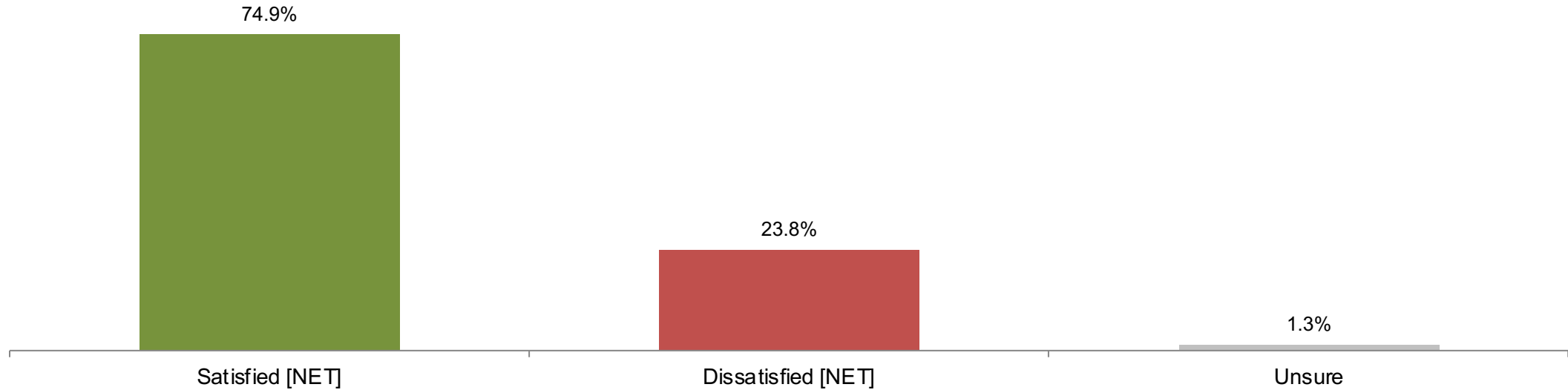
Results by length of residency, children in home, business ownership, and mode of survey

Question 10: Are you satisfied or dissatisfied with the retail options in Dunwoody? Is that very/somewhat (satisfied/dissatisfied)?



75% satisfied with restaurant options in Dunwoody

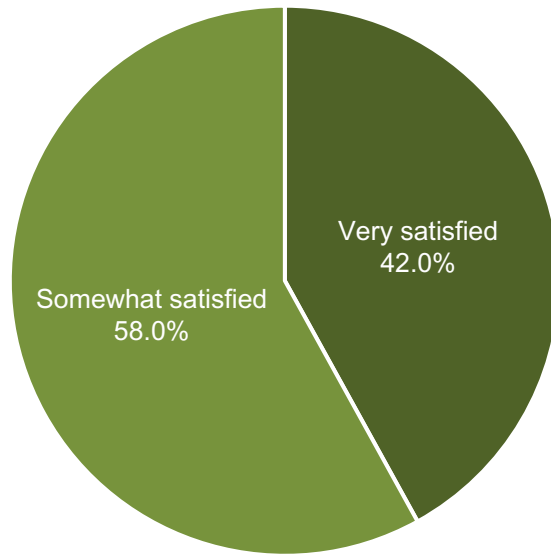
Question 11: Are you satisfied or dissatisfied with the restaurant options in Dunwoody? Is that very/somewhat (satisfied/dissatisfied)?



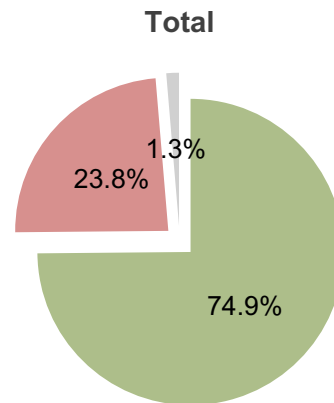
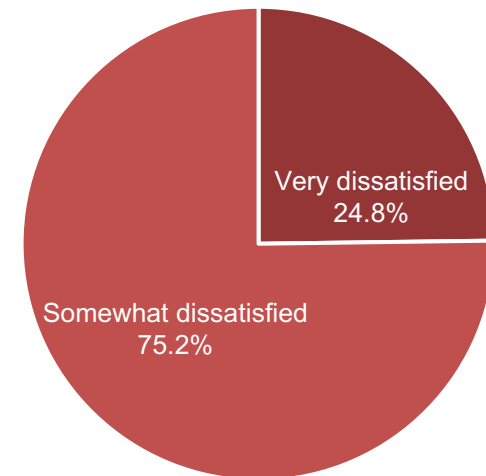
Among those who said dissatisfied, only 25% very dissatisfied

Question 11: Are you satisfied or dissatisfied with the restaurant options in Dunwoody? Is that very/somewhat (satisfied/dissatisfied)?

Among those who said satisfied [NET]

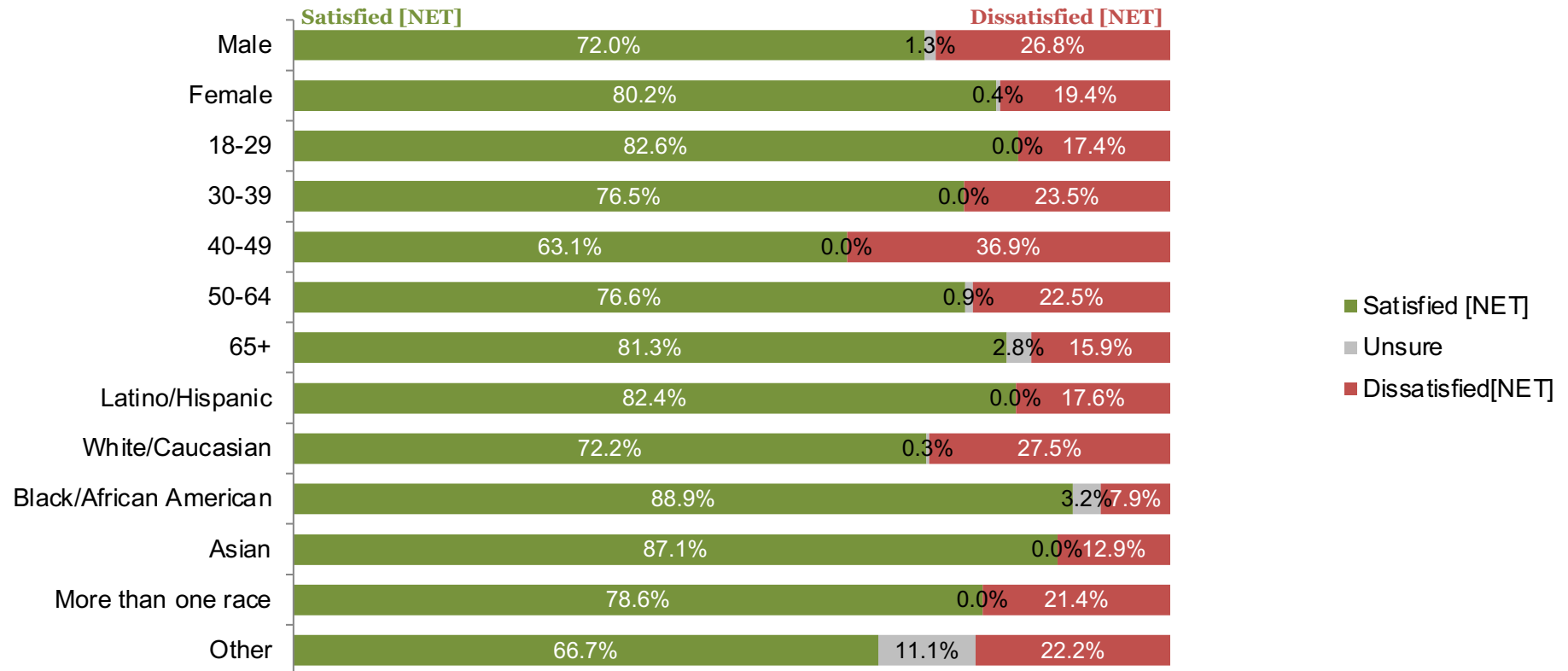


Among those who said dissatisfied [NET]



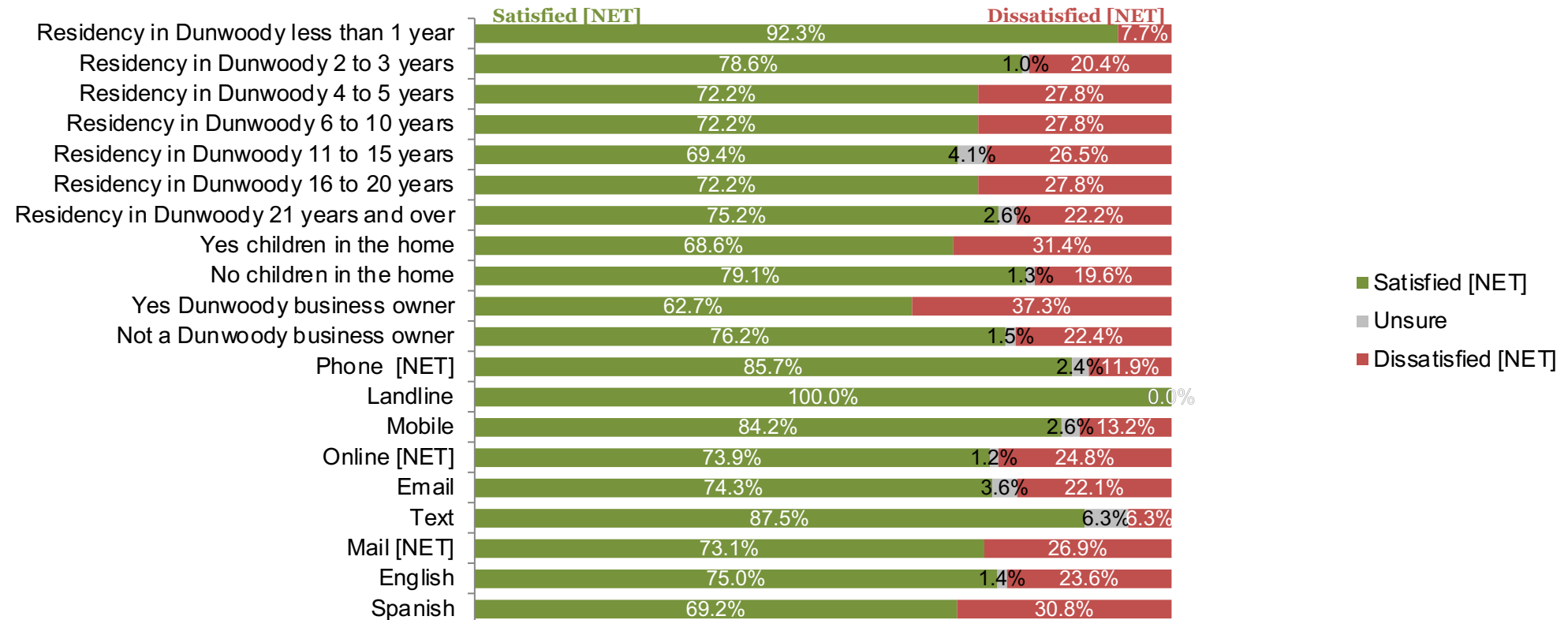
Results by gender, age, and ethnicity

Question 11: Are you satisfied or dissatisfied with the restaurant options in Dunwoody? Is that very/somewhat (satisfied/dissatisfied)?



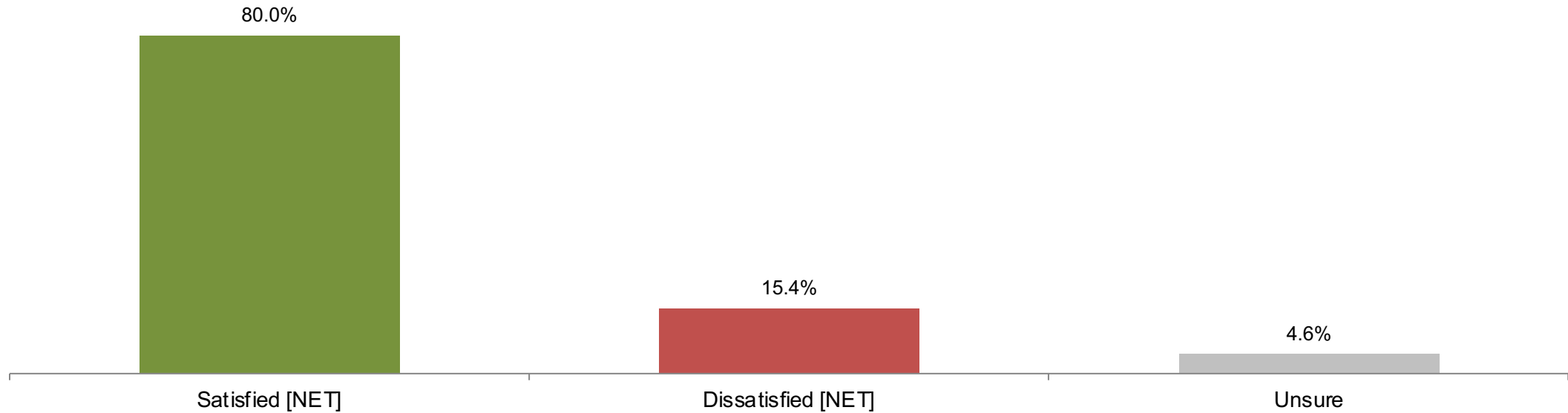
Results by length of residency, children in home, business ownership, and mode of survey

Question 11: Are you satisfied or dissatisfied with the restaurant options in Dunwoody? Is that very/somewhat (satisfied/dissatisfied)?



80% are satisfied with housing options available in Dunwoody

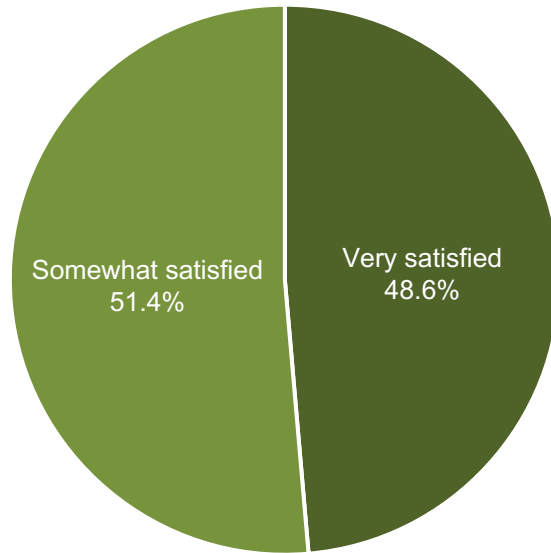
Question 12: Are you satisfied or dissatisfied with housing options available in Dunwoody? Is that very/somewhat (satisfied/dissatisfied)?



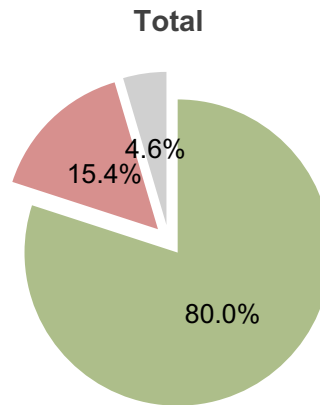
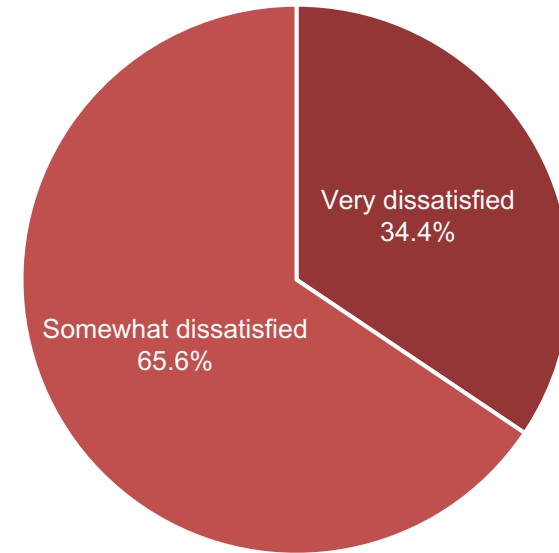
Among those who said satisfied, 49% said very satisfied

Question 12: Are you satisfied or dissatisfied with housing options available in Dunwoody? Is that very/somewhat (satisfied/dissatisfied)?

Among those who said satisfied [NET]

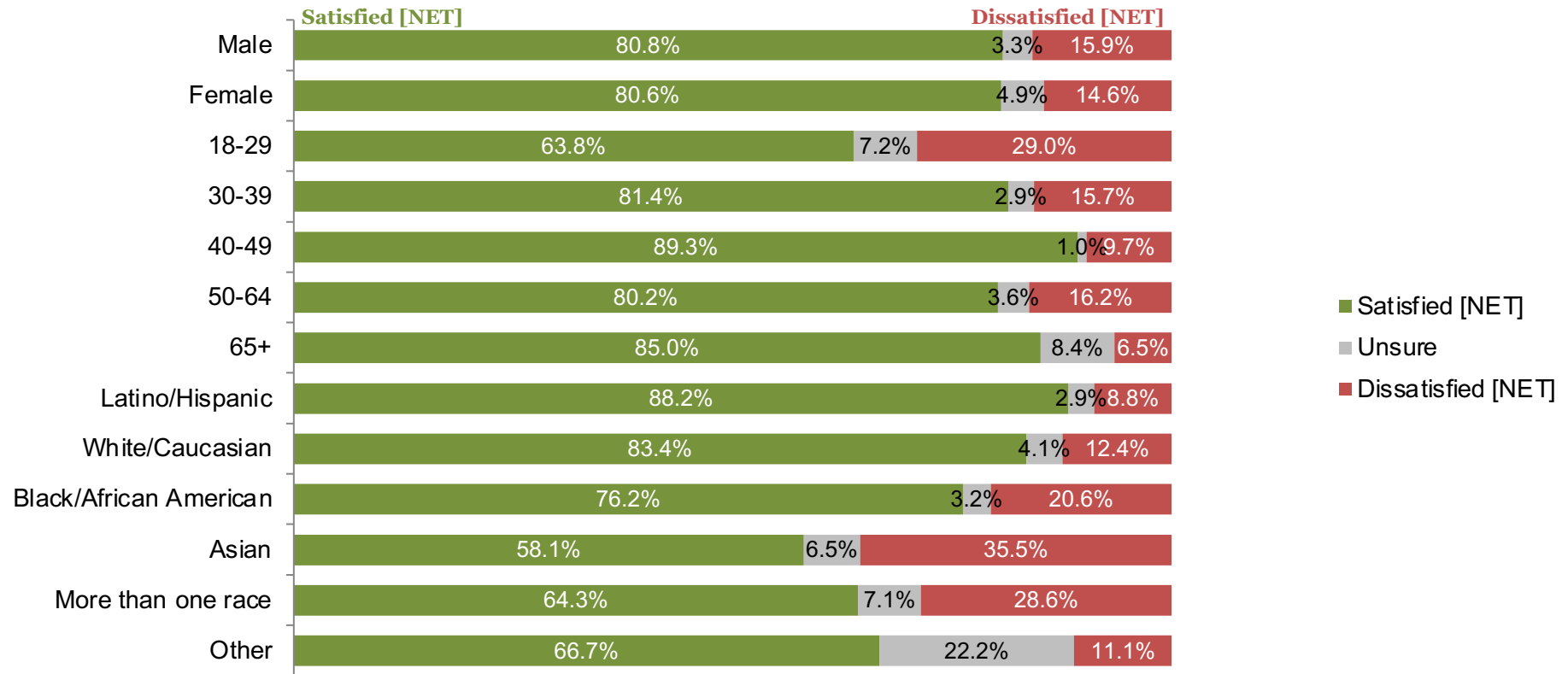


Among those who said dissatisfied [NET]



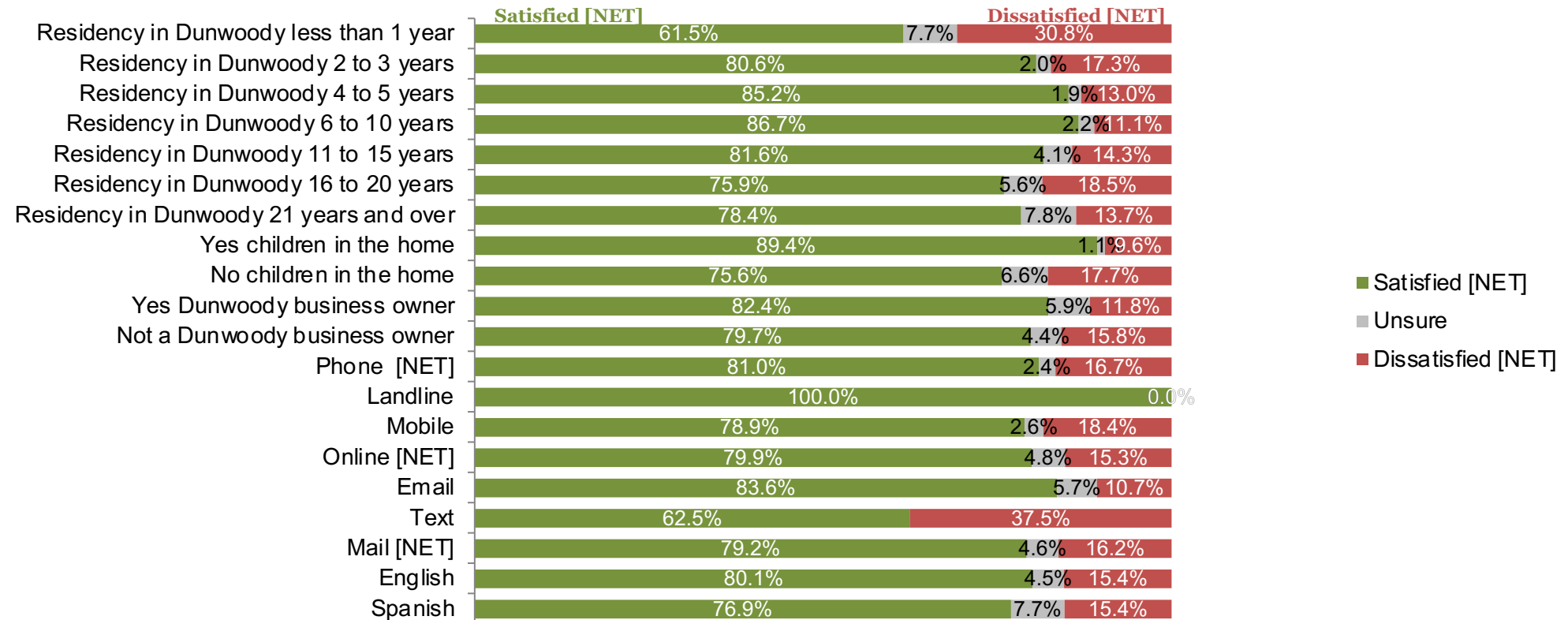
Results by gender, age, and ethnicity

Question 12: Are you satisfied or dissatisfied with housing options available in Dunwoody? Is that very/somewhat (satisfied/dissatisfied)?



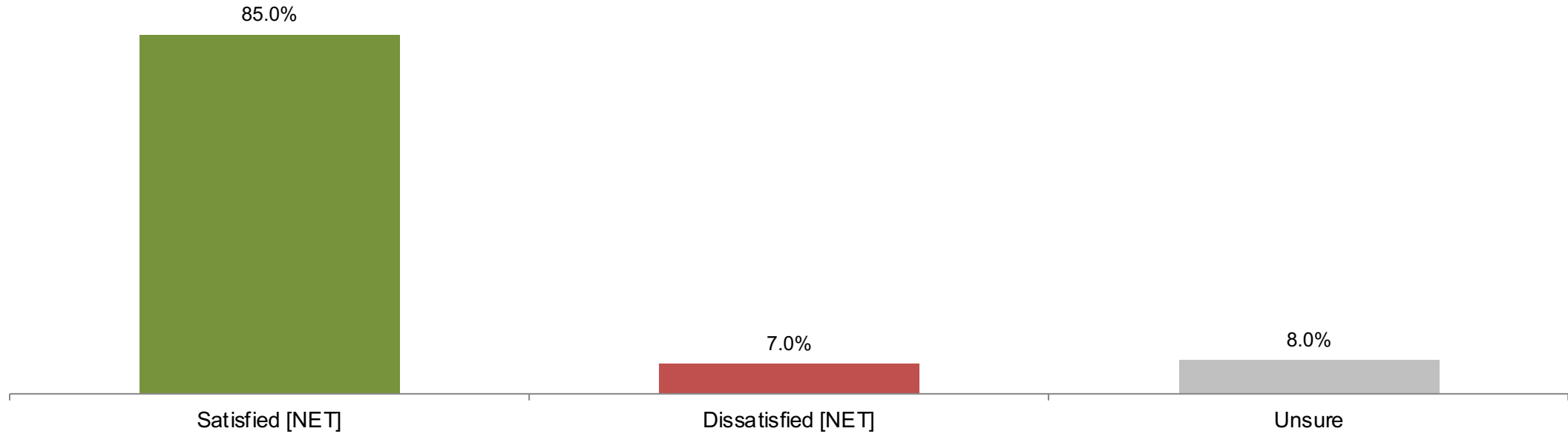
Results by length of residency, children in home, business ownership, and mode of survey

Question 12: Are you satisfied or dissatisfied with housing options available in Dunwoody? Is that very/somewhat (satisfied/dissatisfied)?



85% are satisfied with police services in Dunwoody

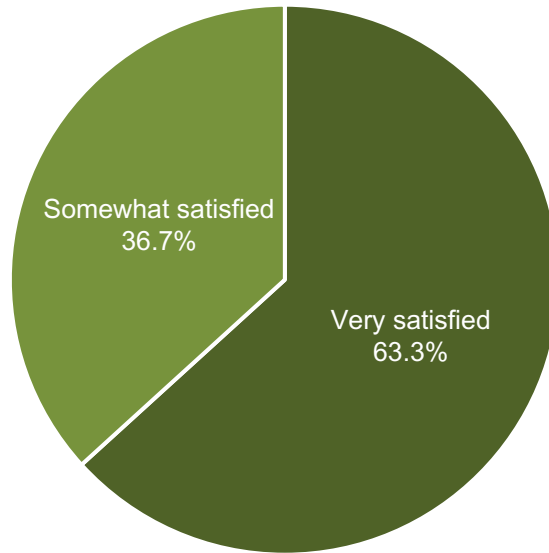
Question 13: Are you satisfied or dissatisfied with police services in Dunwoody? Is that very/somewhat (satisfied/dissatisfied)?



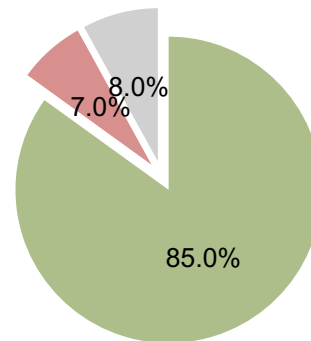
Among those who said satisfied, 63% said very satisfied

Question 13: Are you satisfied or dissatisfied with police services in Dunwoody? Is that very/somewhat (satisfied/dissatisfied)?

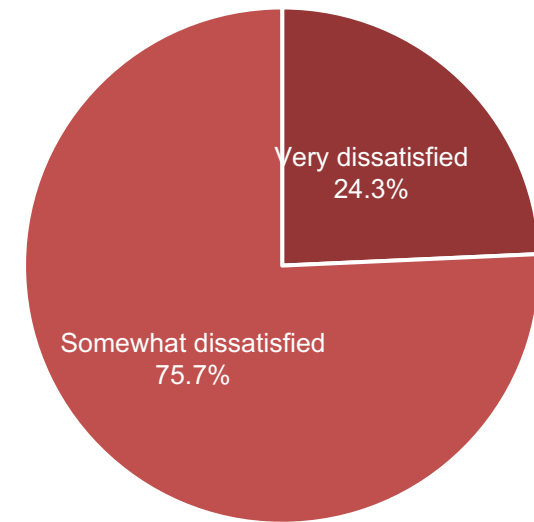
Among those who said satisfied [NET]



Total

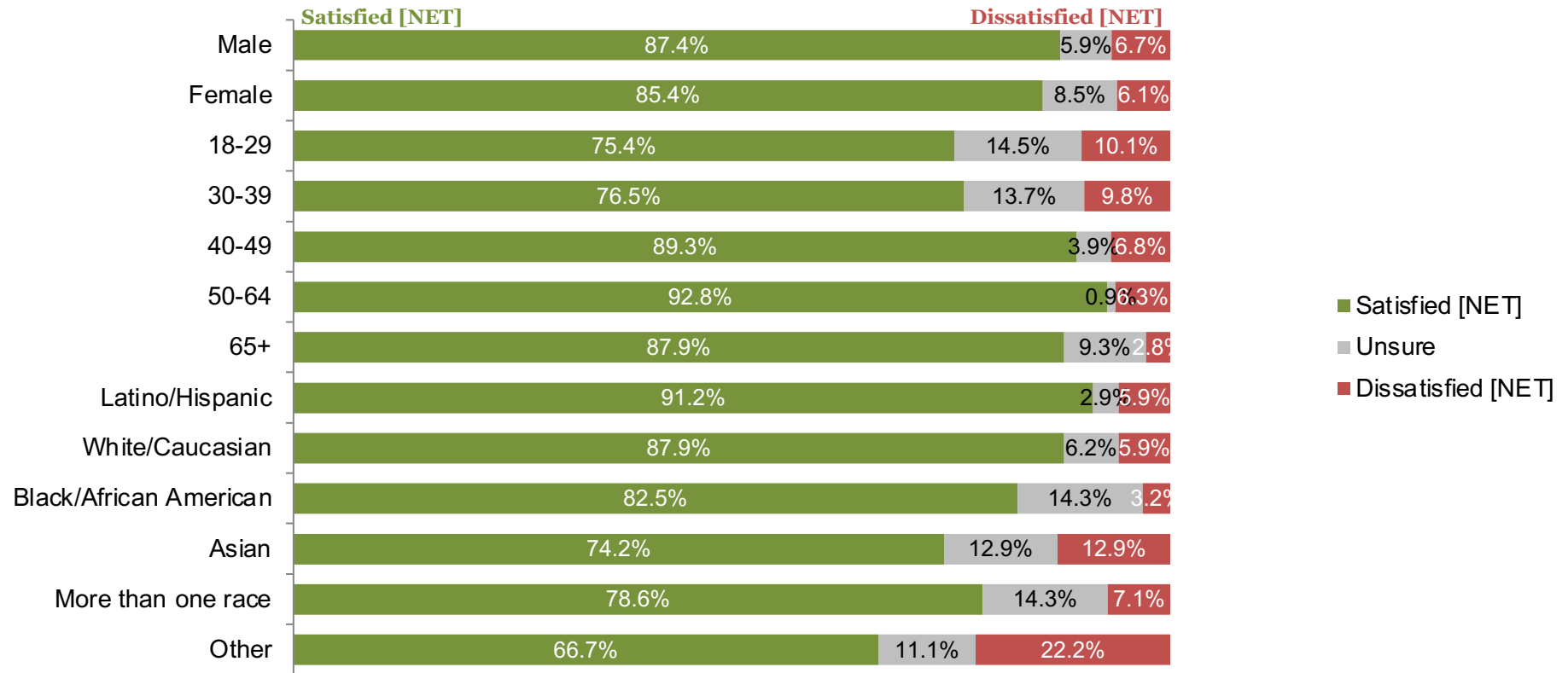


Among those who said dissatisfied [NET]



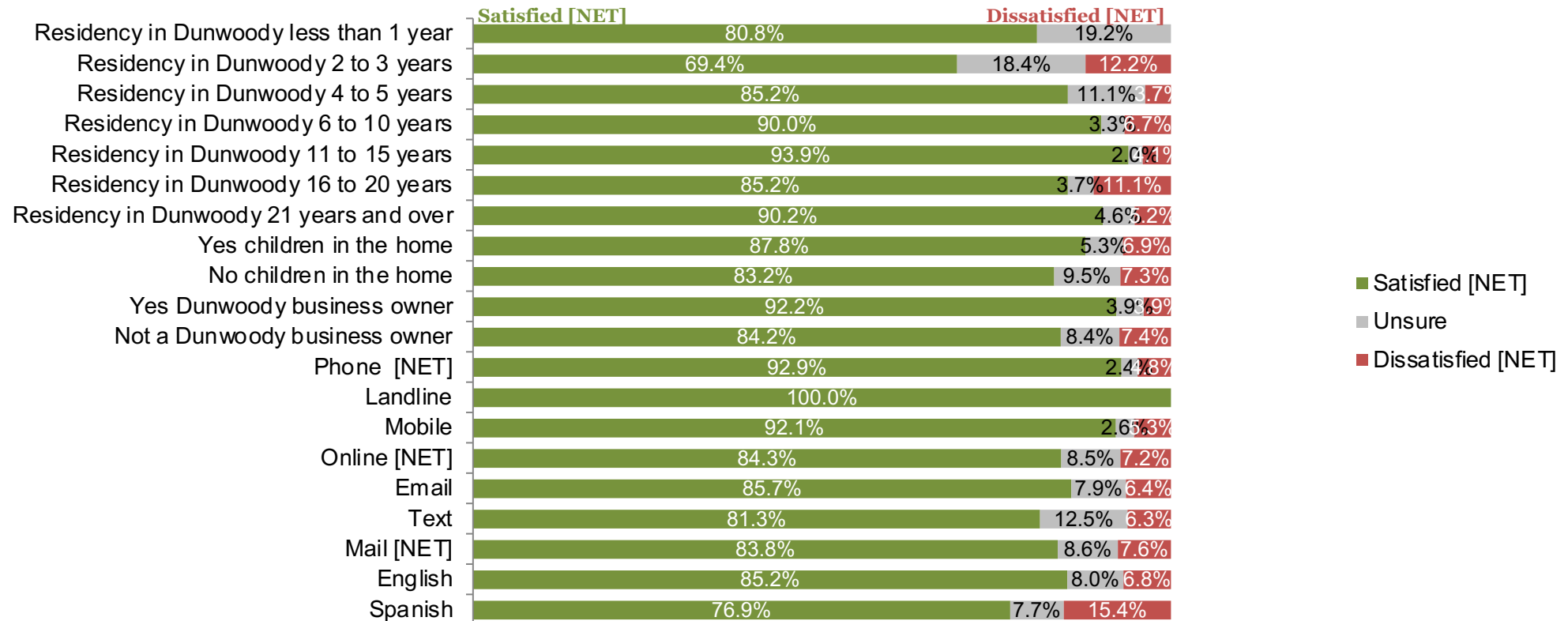
Results by gender, age, and ethnicity

Question 13: Are you satisfied or dissatisfied with police services in Dunwoody? Is that very/somewhat (satisfied/dissatisfied)?



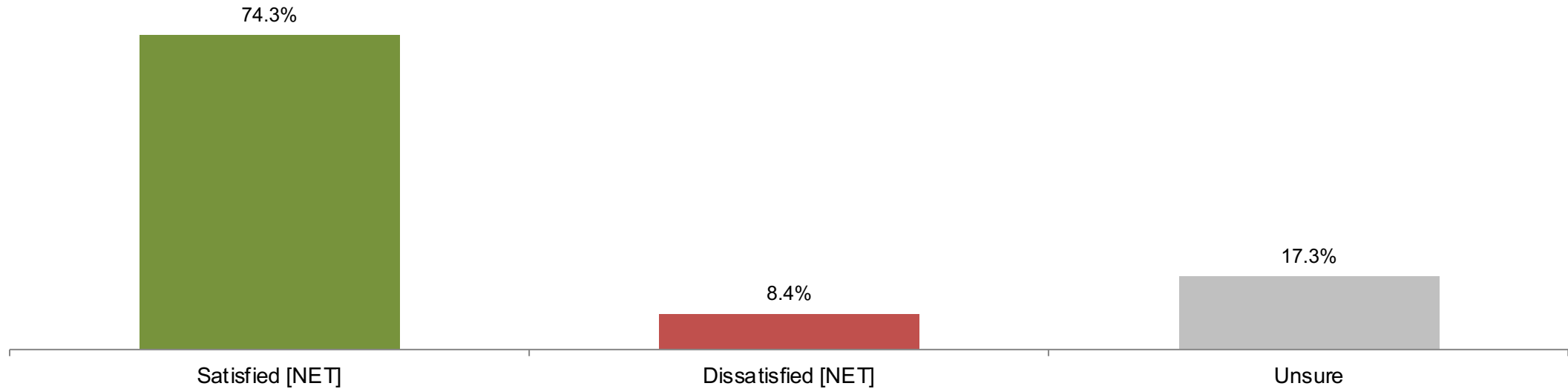
Results by length of residency, children in home, business ownership, and mode of survey

Question 13: Are you satisfied or dissatisfied with police services in Dunwoody? Is that very/somewhat (satisfied/dissatisfied)?



74% satisfied with the City events and programs in Dunwoody

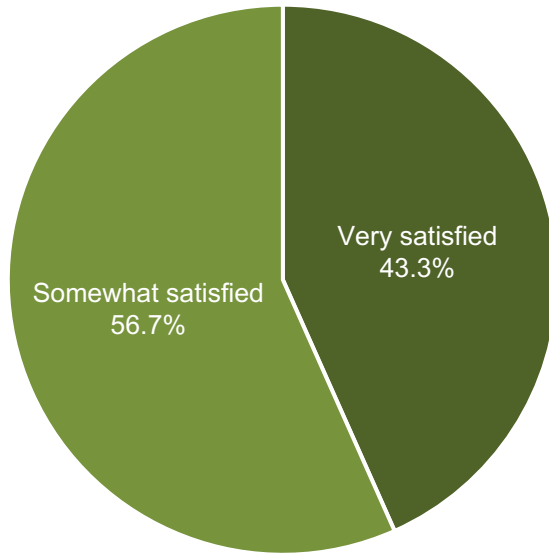
Question 14: Are you satisfied or dissatisfied with City events and programs in Dunwoody? Is that very/somewhat (satisfied/dissatisfied)?



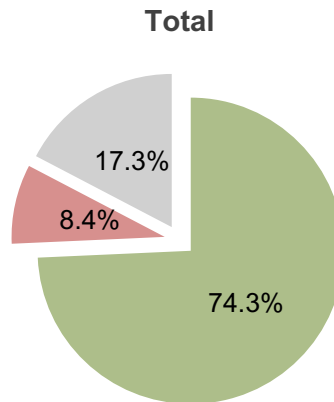
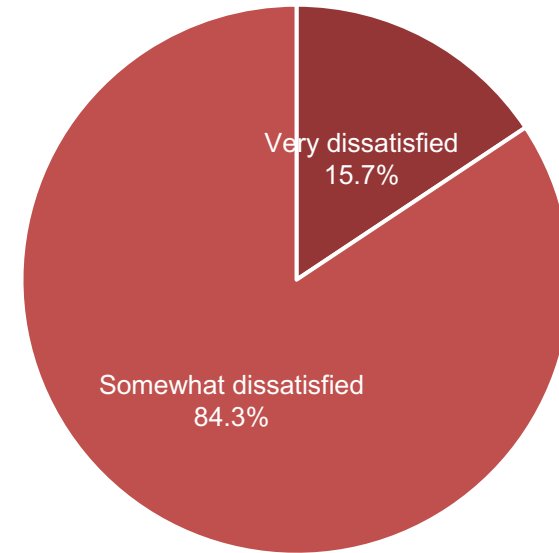
Among those who said satisfied, 57% said somewhat satisfied

Question 14: Are you satisfied or dissatisfied with City events and programs in Dunwoody? Is that very/somewhat (satisfied/dissatisfied)?

Among those who said satisfied [NET]

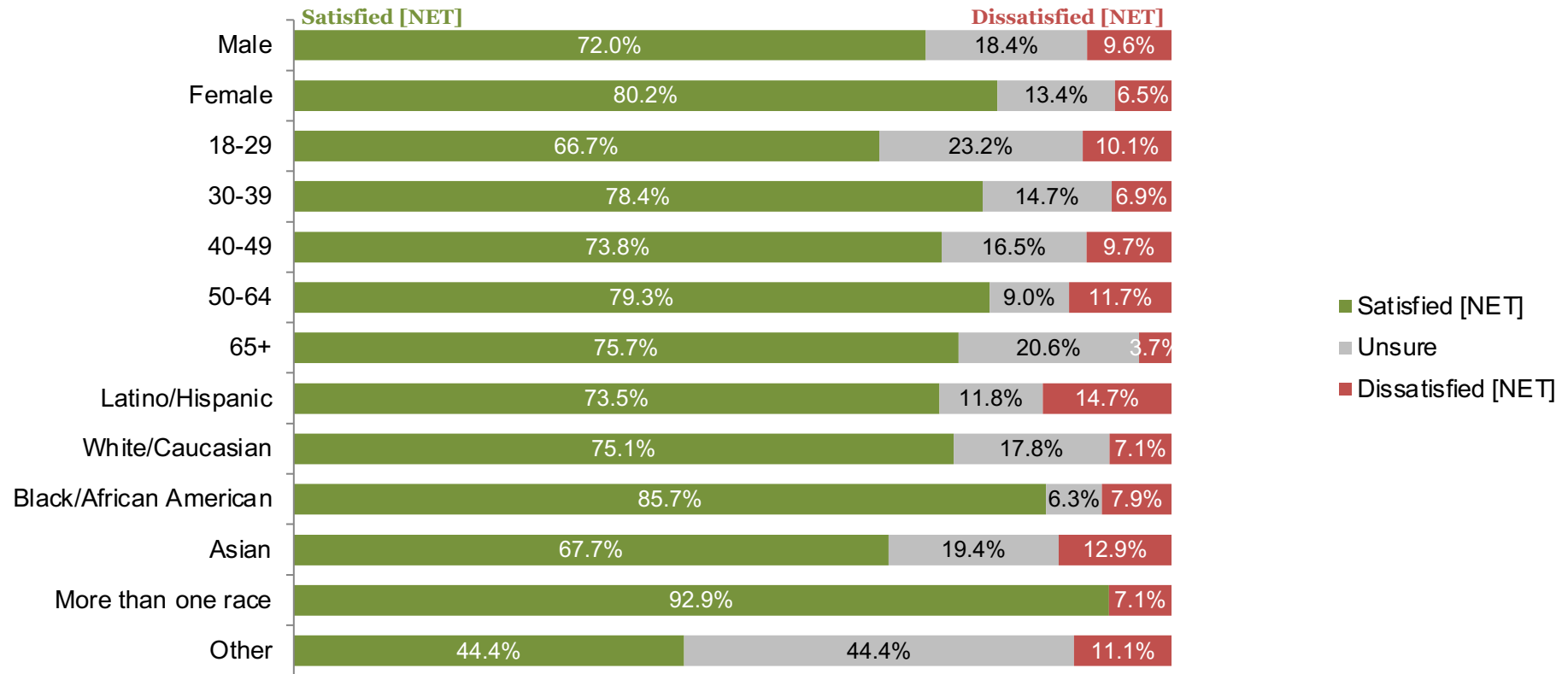


Among those who said dissatisfied [NET]



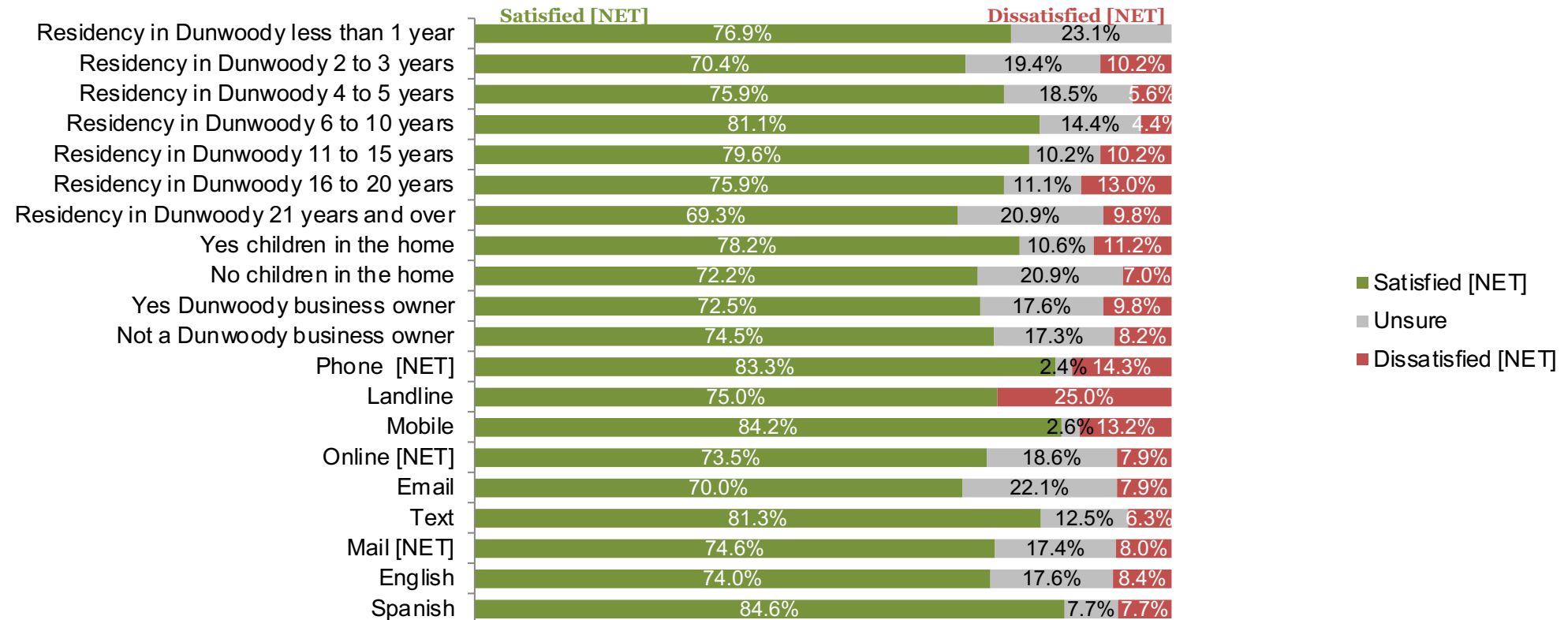
Results by gender, age, and ethnicity

Question 14: Are you satisfied or dissatisfied with City events and programs in Dunwoody? Is that very/somewhat (satisfied/dissatisfied)?



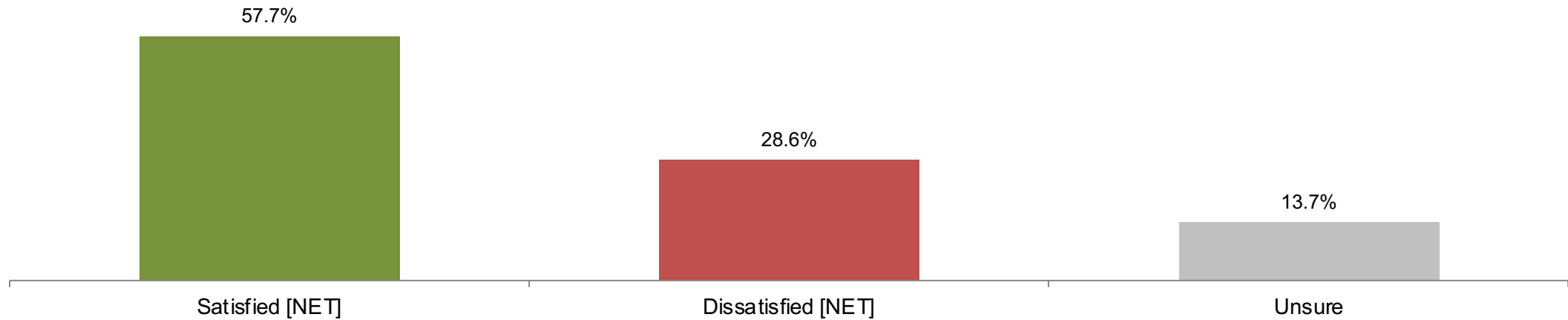
Results by length of residency, children in home, business ownership, and mode of survey

Question 14: Are you satisfied or dissatisfied with City events and programs in Dunwoody? Is that very/somewhat (satisfied/dissatisfied)?



58% dissatisfied with the development of commercial projects in Dunwoody

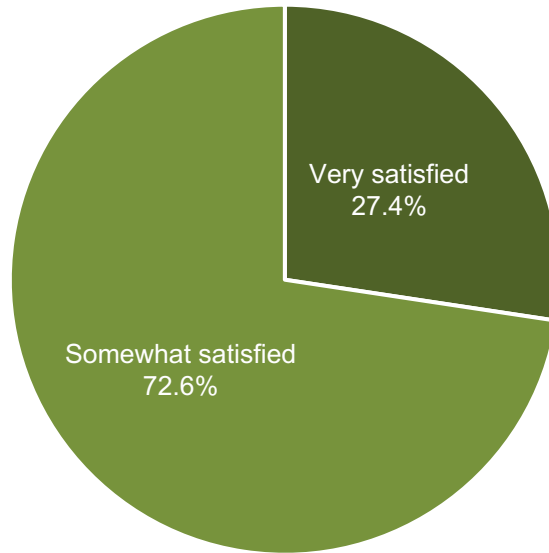
Question 15: Are you satisfied or dissatisfied with the development of commercial projects in Dunwoody? Is that very/somewhat (satisfied/dissatisfied)?



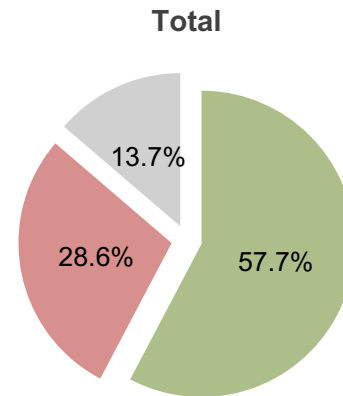
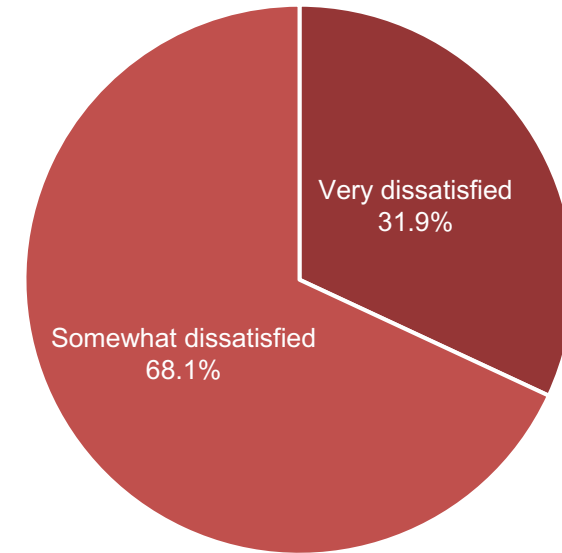
Among those who said dissatisfied, 68% said only somewhat dissatisfied

Question 15: Are you satisfied or dissatisfied with the development of commercial projects in Dunwoody? Is that very/somewhat (satisfied/dissatisfied)?

Among those who said satisfied [NET]

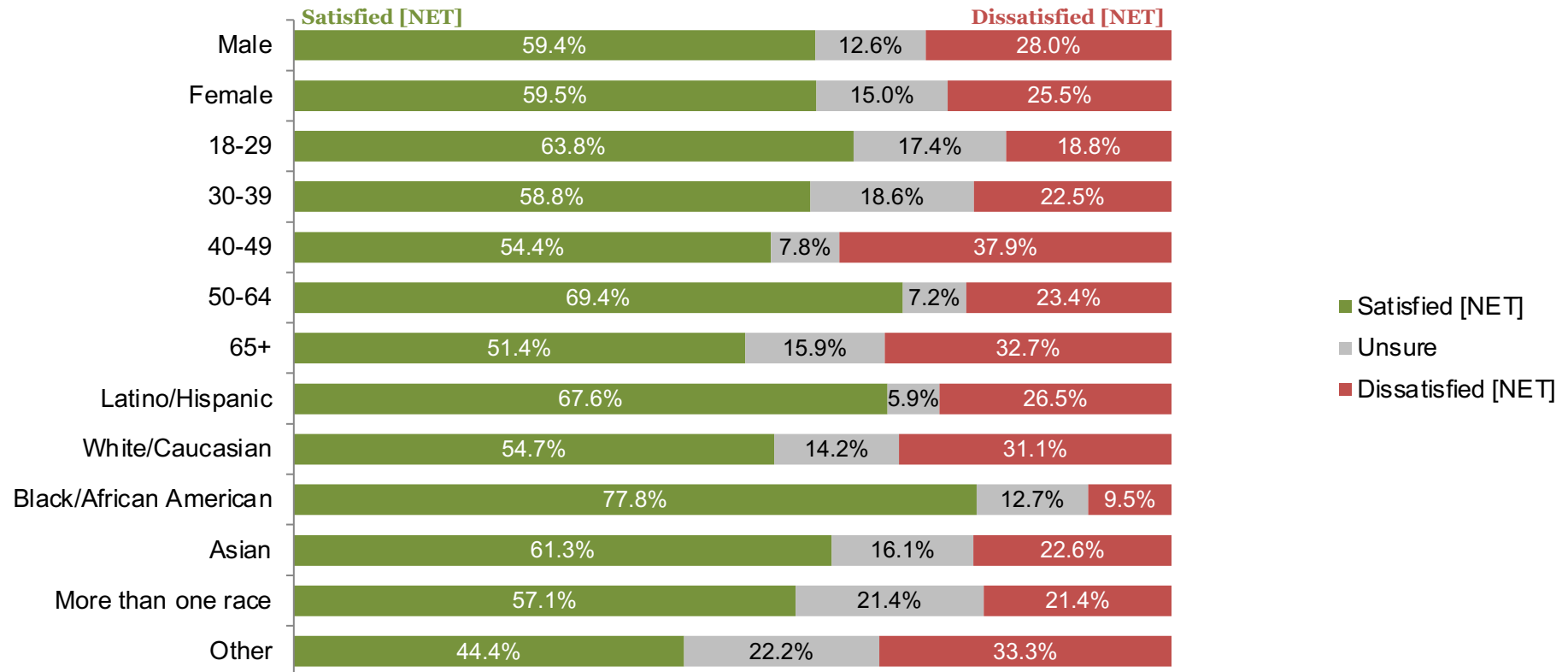


Among those who said dissatisfied [NET]



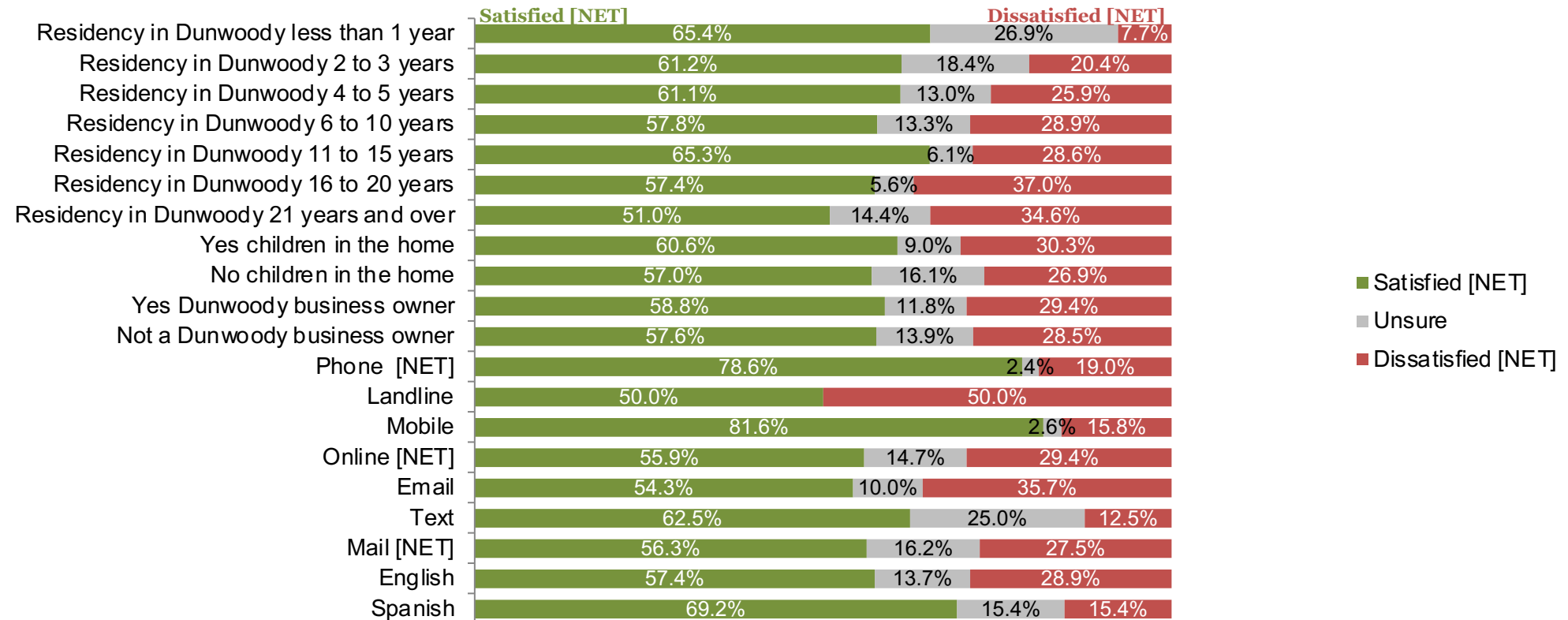
Results by gender, age, and ethnicity

Question 15: Are you satisfied or dissatisfied with the development of commercial projects in Dunwoody? Is that very/somewhat (satisfied/dissatisfied)?



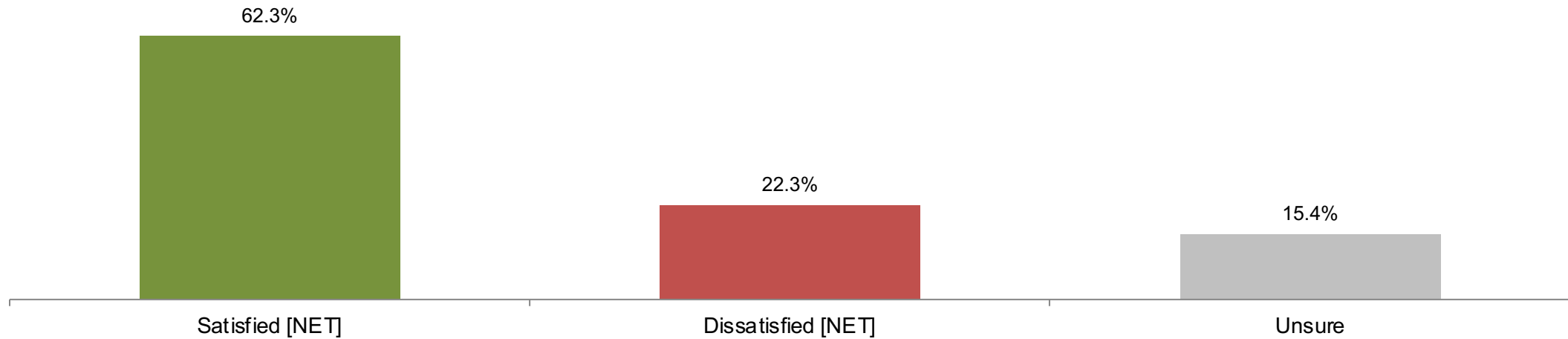
Results by length of residency, children in home, business ownership, and mode of survey

Question 15: Are you satisfied or dissatisfied with the development of commercial projects in Dunwoody? Is that very/somewhat (satisfied/dissatisfied)?



62% are satisfied with the value they receive for the taxes paid to the City of Dunwoody

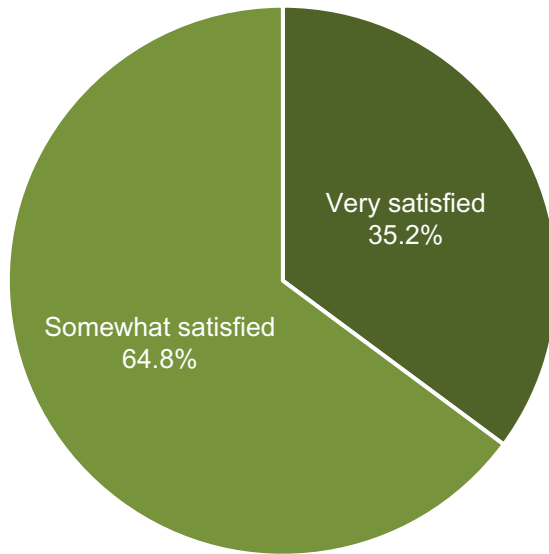
Question 16: Are you satisfied or dissatisfied with the value you receive for the taxes you pay to the City of Dunwoody (i.e., taxes paid only to the City, not DeKalb County or DeKalb School)? Is that very/somewhat (satisfied/dissatisfied)?



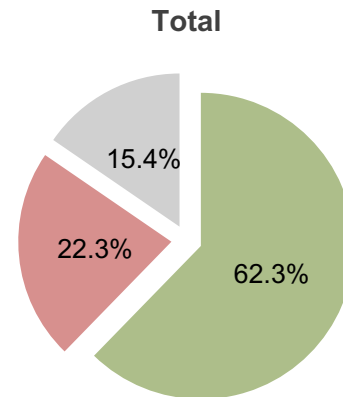
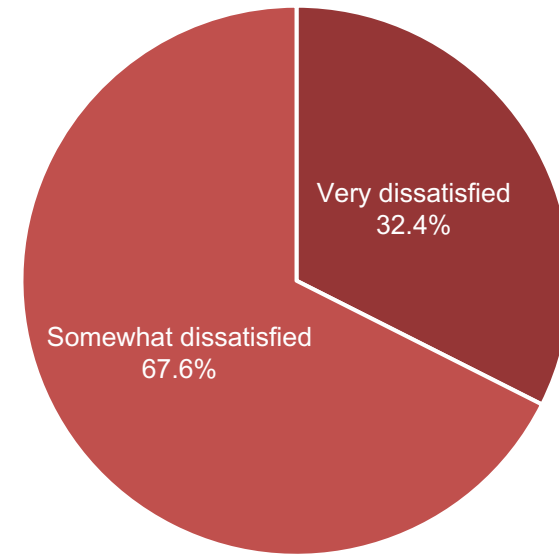
Among those who said dissatisfied, only 32% said very dissatisfied

Question 16: Are you satisfied or dissatisfied with the value you receive for the taxes you pay to the City of Dunwoody (i.e., taxes paid only to the City, not DeKalb County or DeKalb School)? Is that very/somewhat (satisfied/dissatisfied)?

Among those who said satisfied [NET]

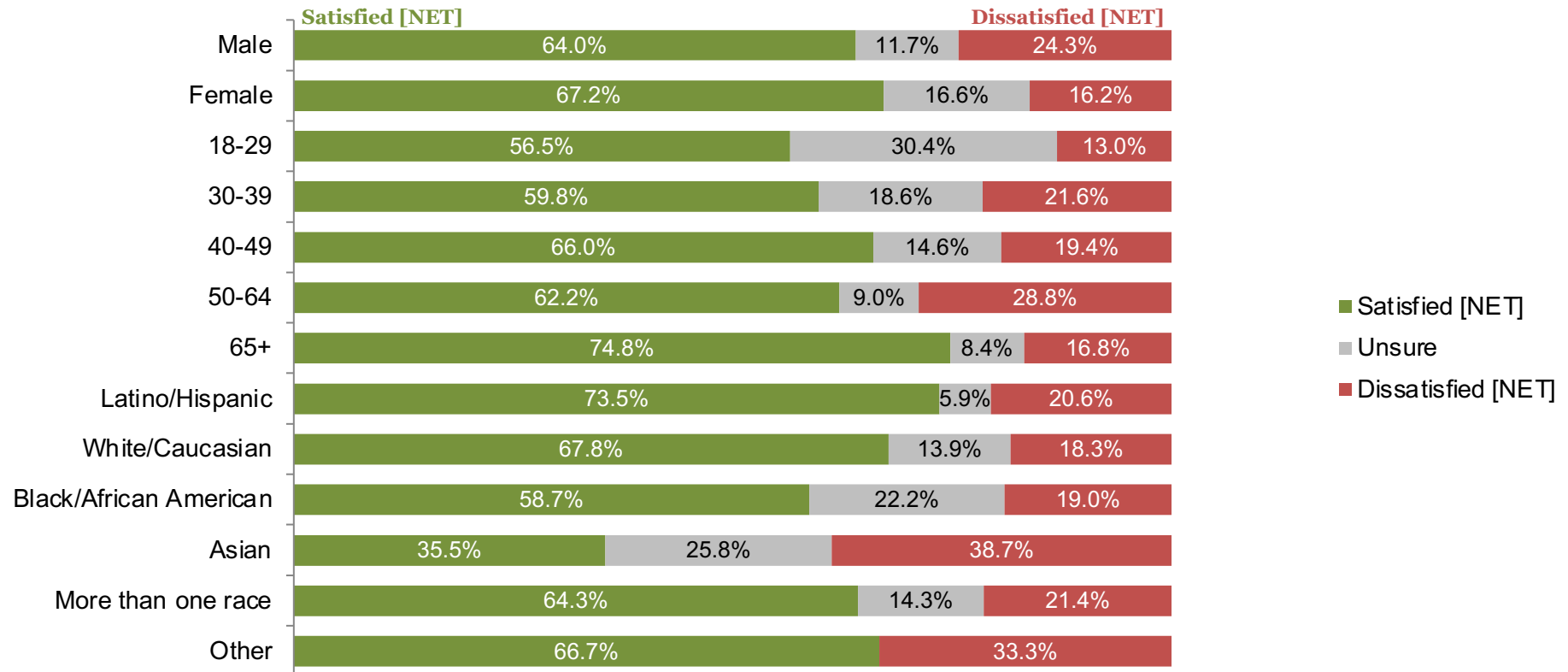


Among those who said dissatisfied [NET]



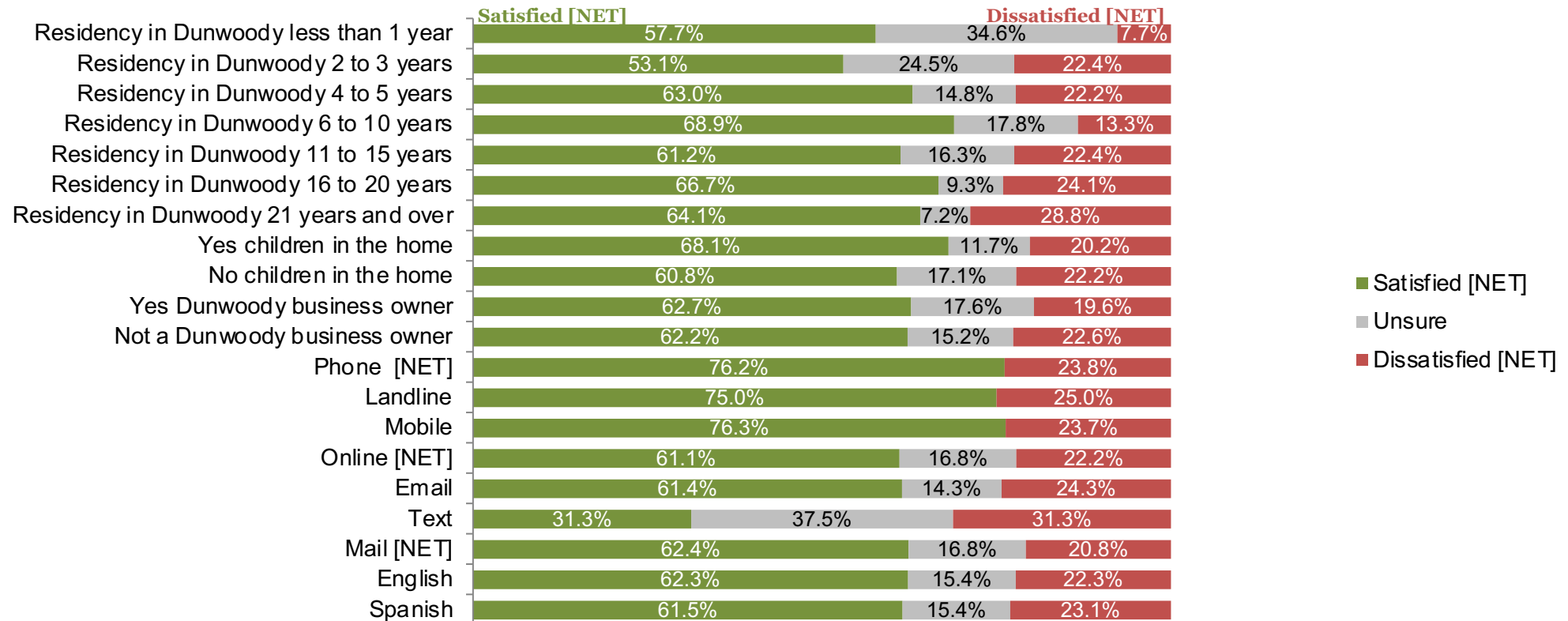
Results by gender, age, and ethnicity

Question 16: Are you satisfied or dissatisfied with the value you receive for the taxes you pay to the City of Dunwoody (i.e., taxes paid only to the City, not DeKalb County or DeKalb School)? Is that very/somewhat (satisfied/dissatisfied)?



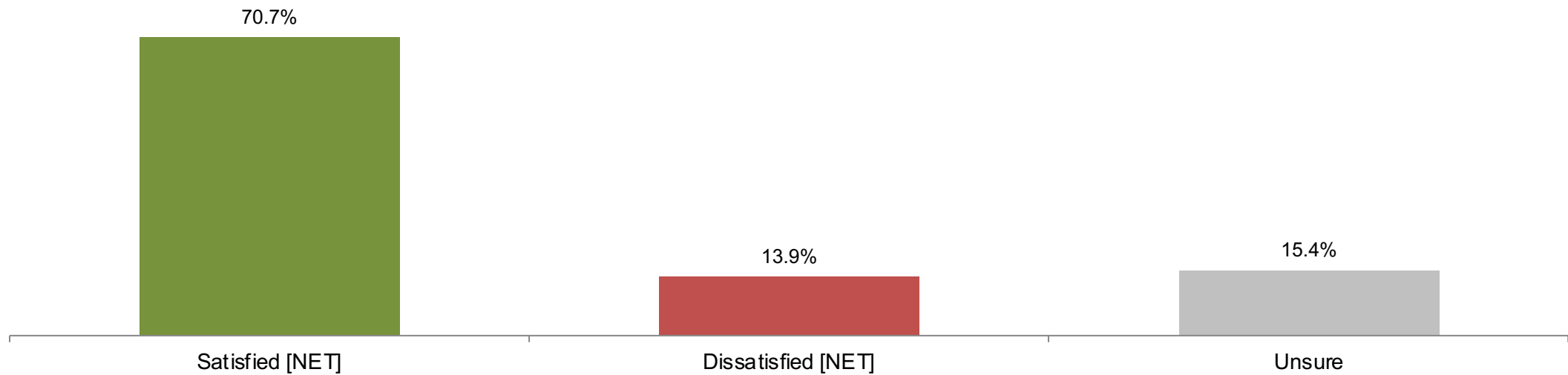
Results by length of residency, children in home, business ownership, and mode of survey

Question 16: Are you satisfied or dissatisfied with the value you receive for the taxes you pay to the City of Dunwoody (i.e., taxes paid only to the City, not DeKalb County or DeKalb School)? Is that very/somewhat (satisfied/dissatisfied)?



71% are satisfied with City's environmental protection efforts

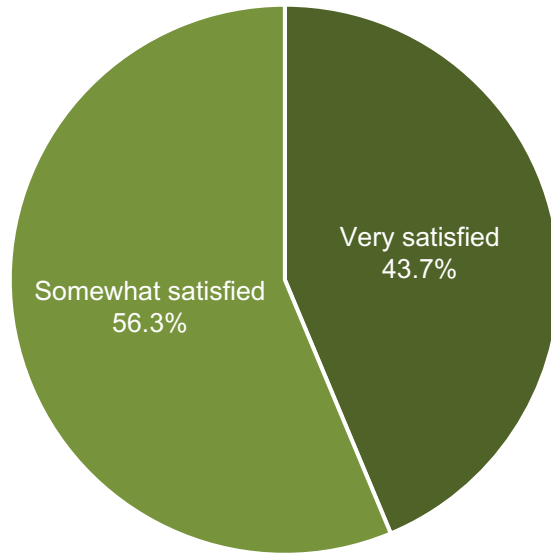
Question 17: Are you satisfied or dissatisfied with City's efforts to protect natural resources and the environment? Is that very/somewhat (satisfied/dissatisfied)?



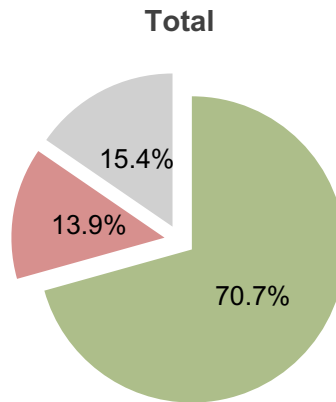
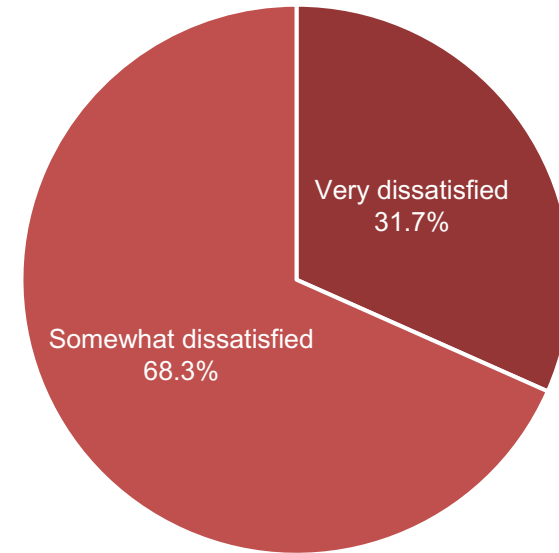
Among those who said satisfied, 44% said very satisfied

Question 17: Are you satisfied or dissatisfied with City's efforts to protect natural resources and the environment? Is that very/somewhat (satisfied/dissatisfied)?

Among those who said satisfied [NET]

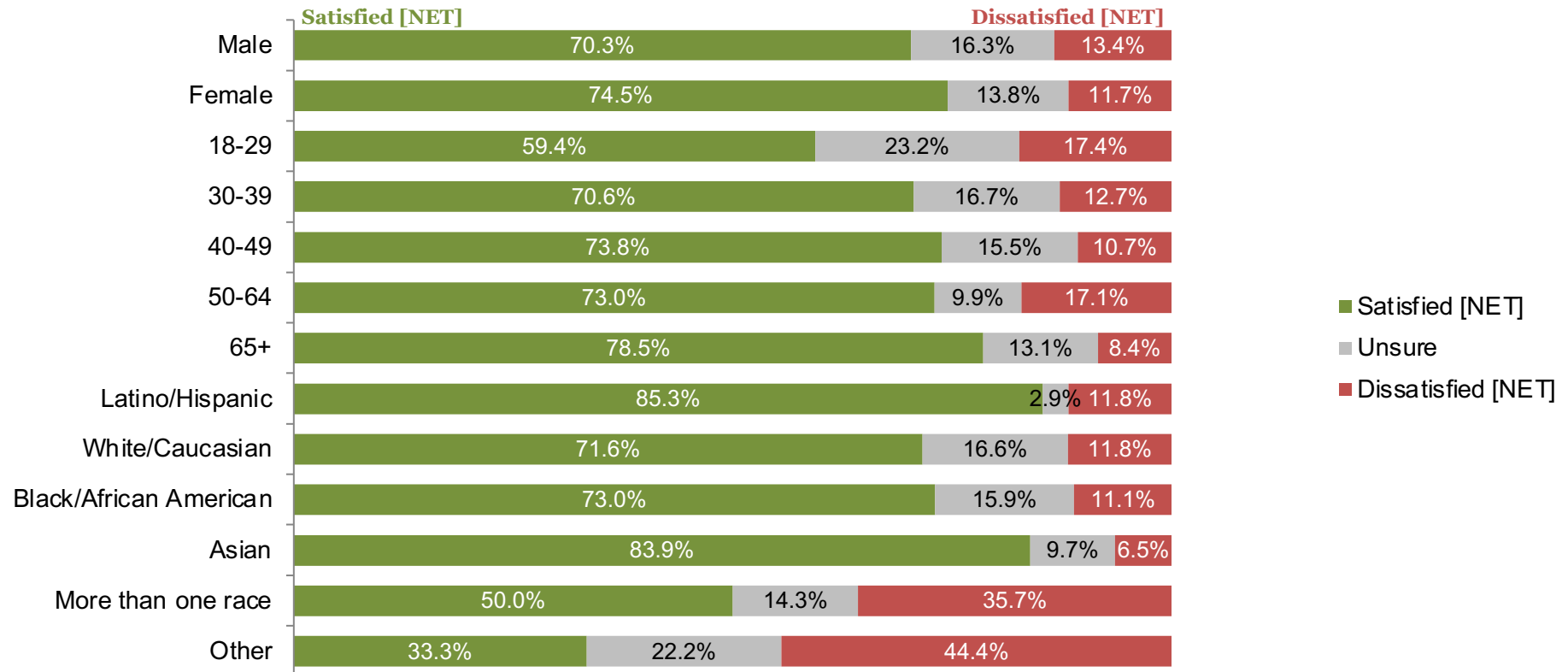


Among those who said dissatisfied [NET]



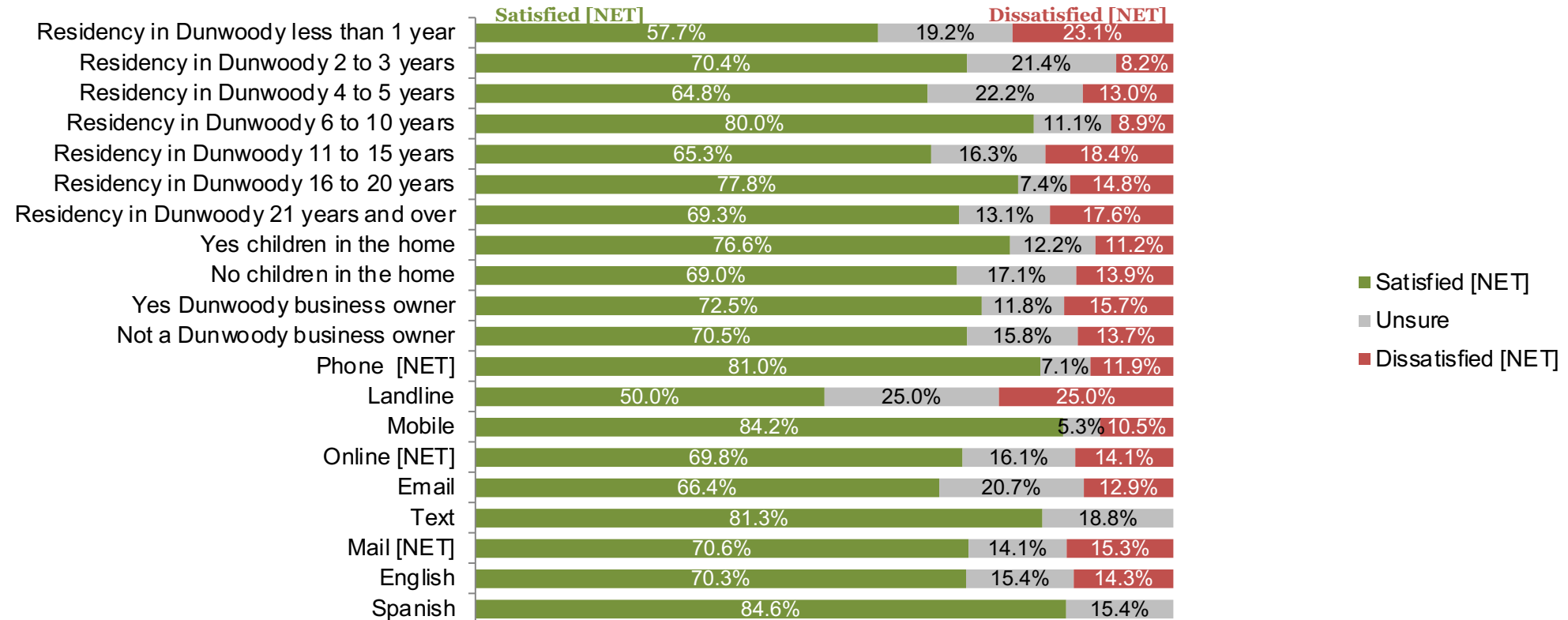
Results by gender, age, and ethnicity

Question 17: Are you satisfied or dissatisfied with City's efforts to protect natural resources and the environment? Is that very/somewhat (satisfied/dissatisfied)?



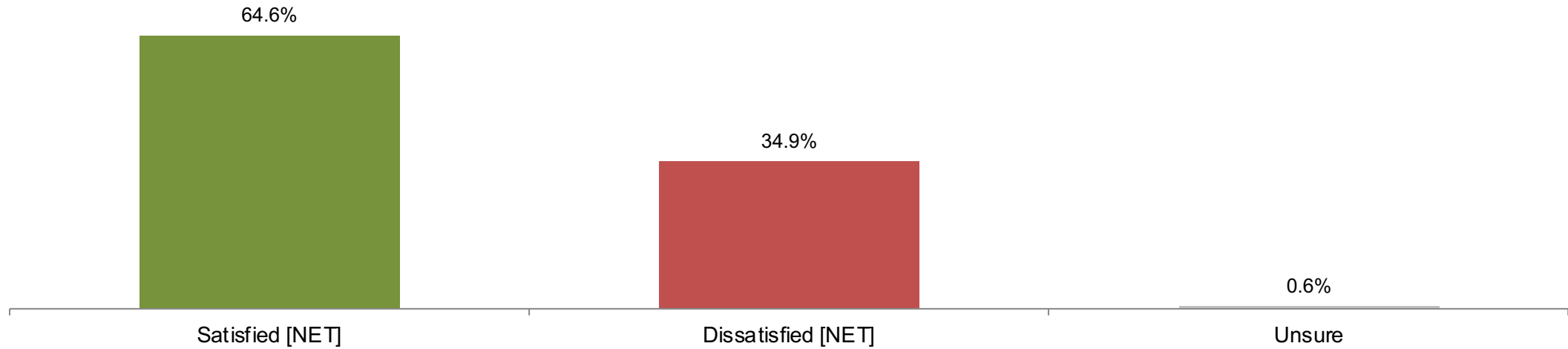
Results by length of residency, children in home, business ownership, and mode of survey

Question 17: Are you satisfied or dissatisfied with City's efforts to protect natural resources and the environment? Is that very/somewhat (satisfied/dissatisfied)?



65% are satisfied with the condition of the streets in Dunwoody

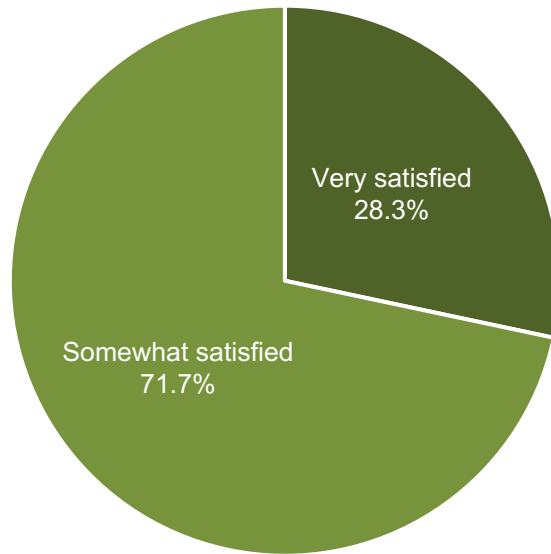
Question 18: Are you satisfied or dissatisfied with the condition of the streets in Dunwoody? Is that very/somewhat (satisfied/dissatisfied)?



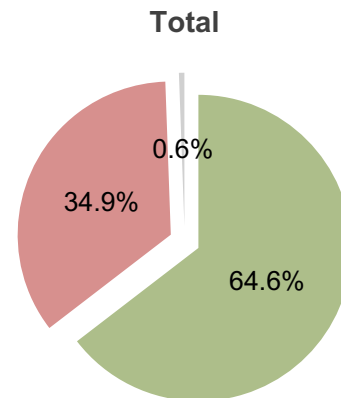
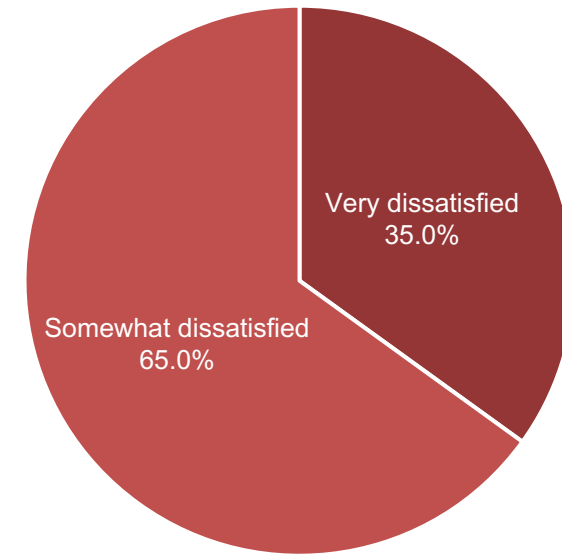
Among those who said dissatisfied, 35% said very dissatisfied

Question 18: Are you satisfied or dissatisfied with the condition of the streets in Dunwoody? Is that very/somewhat (satisfied/dissatisfied)?

Among those who said satisfied [NET]

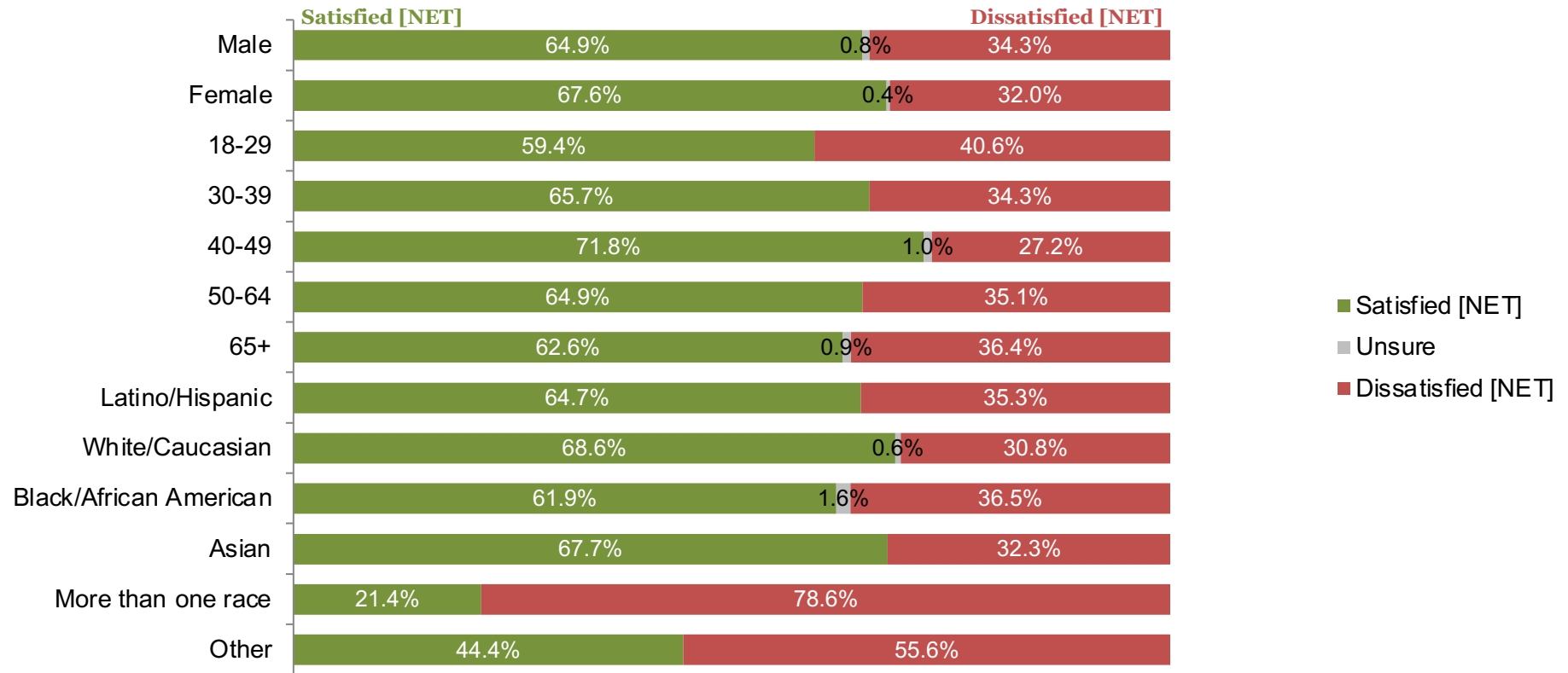


Among those who said dissatisfied [NET]



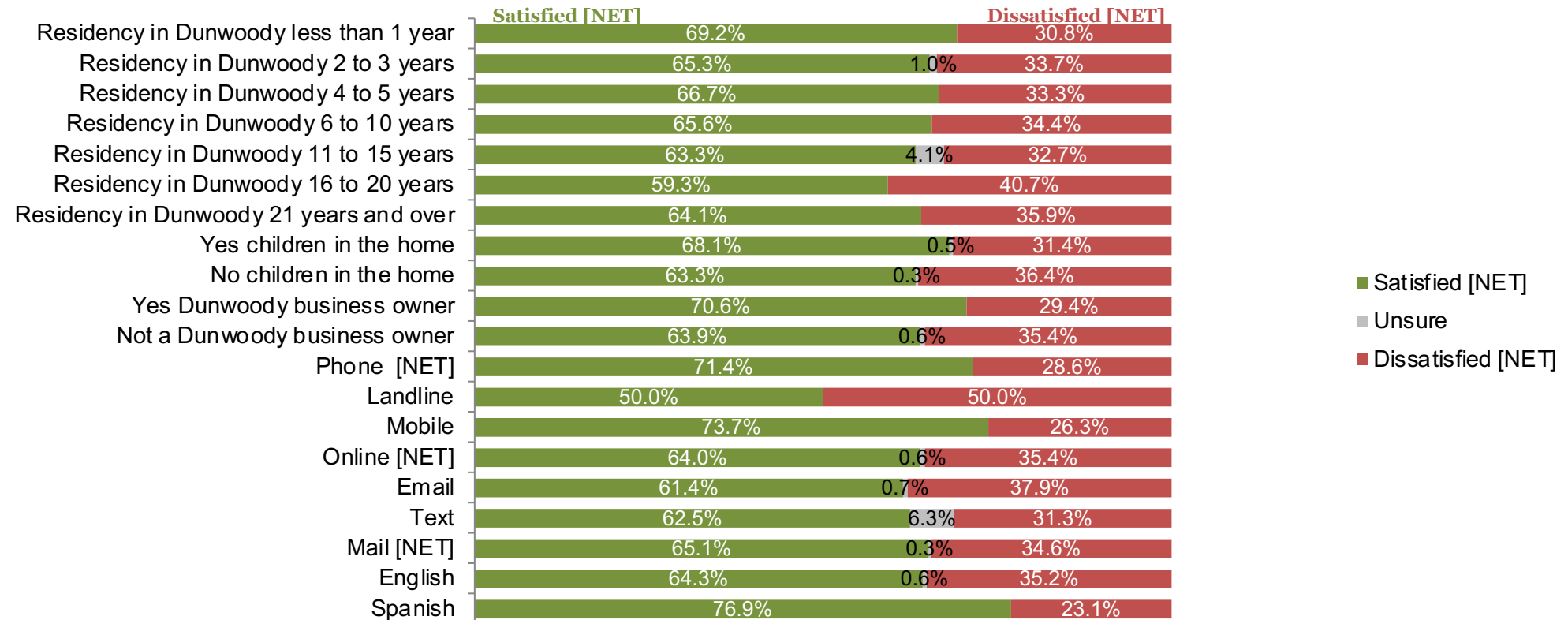
Results by gender, age, and ethnicity

Question 18: Are you satisfied or dissatisfied with the condition of the streets in Dunwoody? Is that very/somewhat (satisfied/dissatisfied)?



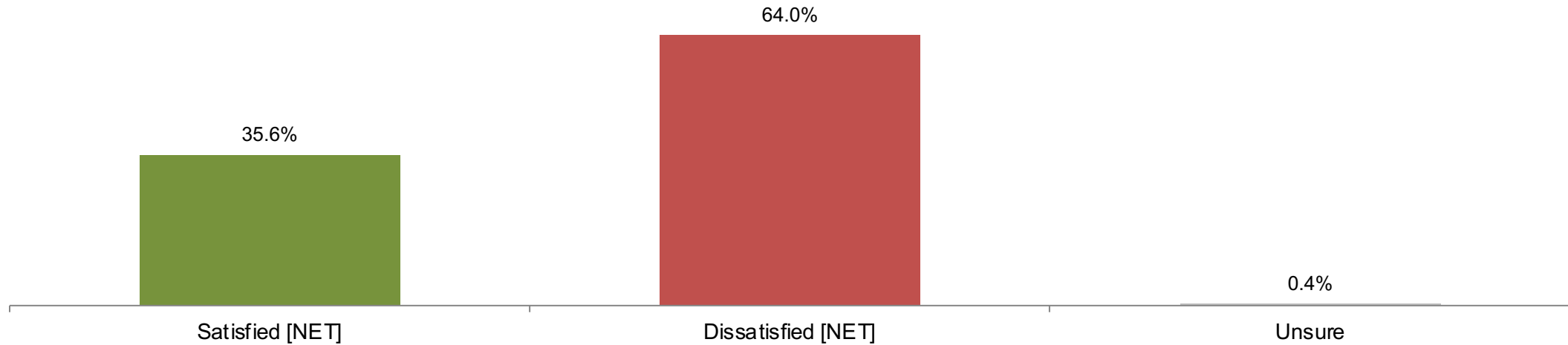
Results by length of residency, children in home, business ownership, and mode of survey

Question 18: Are you satisfied or dissatisfied with the condition of the streets in Dunwoody? Is that very/somewhat (satisfied/dissatisfied)?



64% are dissatisfied with traffic flow on main roads within Dunwoody

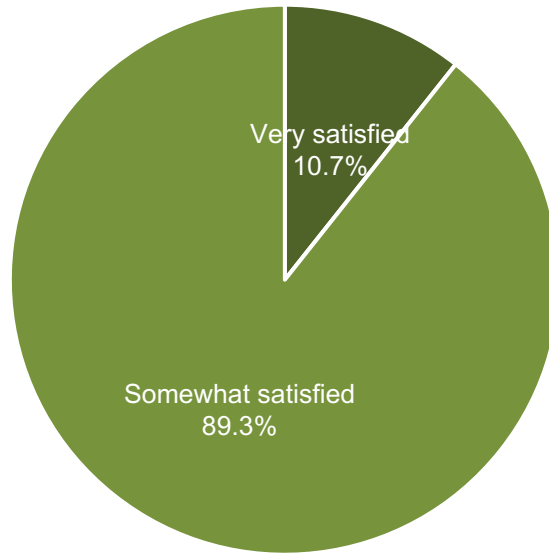
Question 19: Are you satisfied or dissatisfied with traffic flow on main roads within Dunwoody? Is that very/somewhat (satisfied/dissatisfied)?



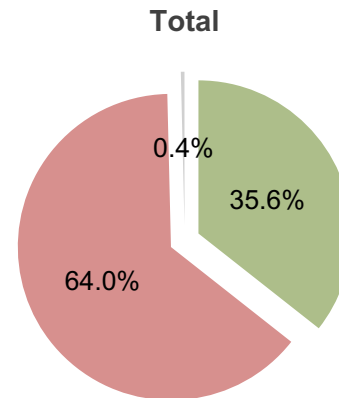
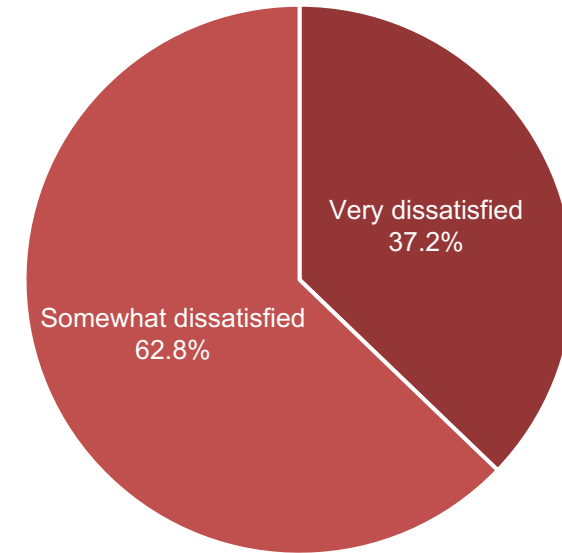
Among those who said dissatisfied, 37% said very dissatisfied

Question 19: Are you satisfied or dissatisfied with traffic flow on main roads within Dunwoody? Is that very/somewhat (satisfied/dissatisfied)?

Among those who said satisfied [NET]

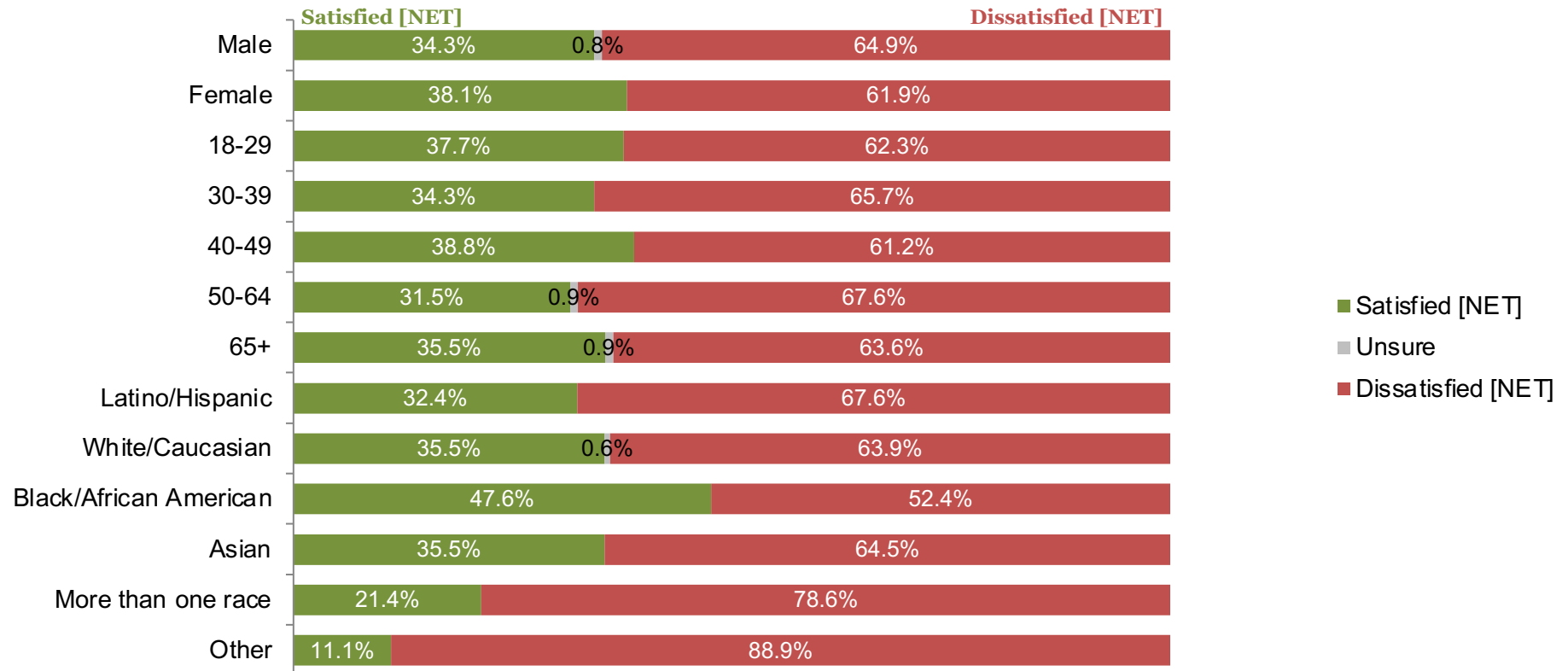


Among those who said dissatisfied [NET]



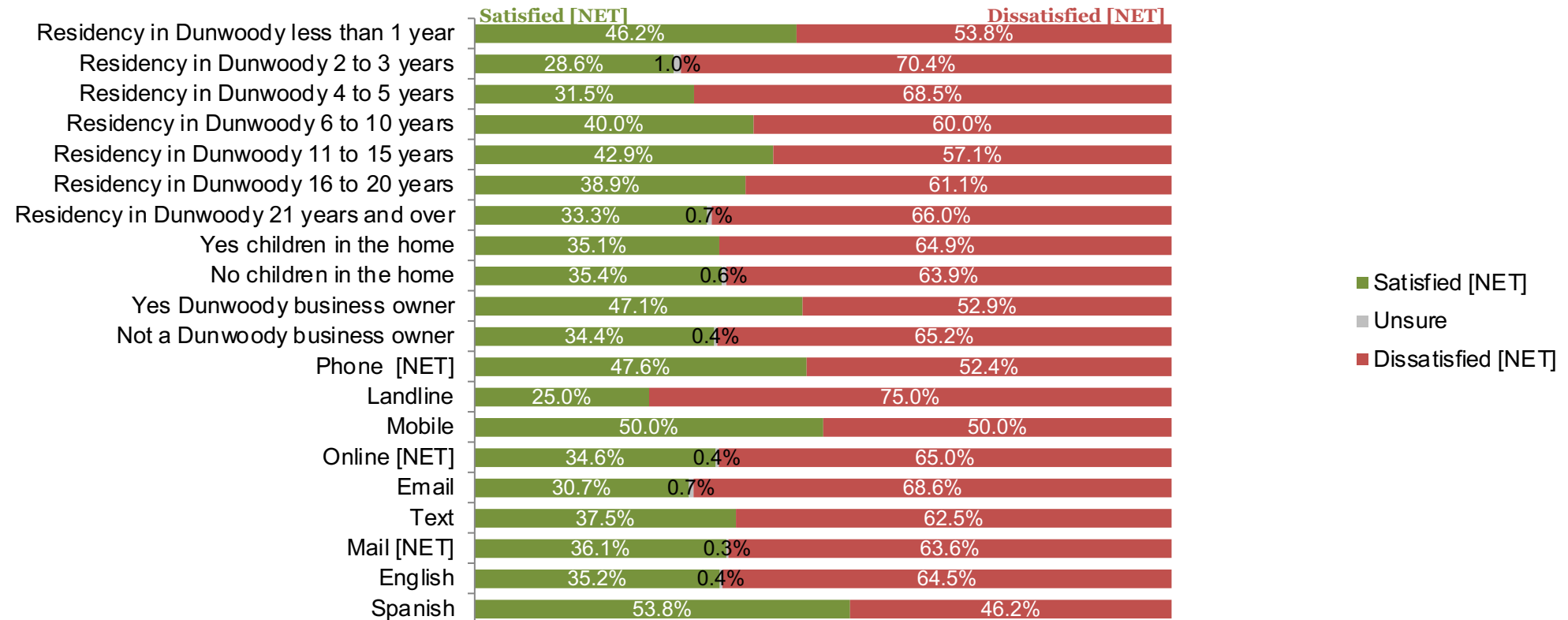
Results by gender, age, and ethnicity

Question 19: Are you satisfied or dissatisfied with traffic flow on main roads within Dunwoody? Is that very/somewhat (satisfied/dissatisfied)?



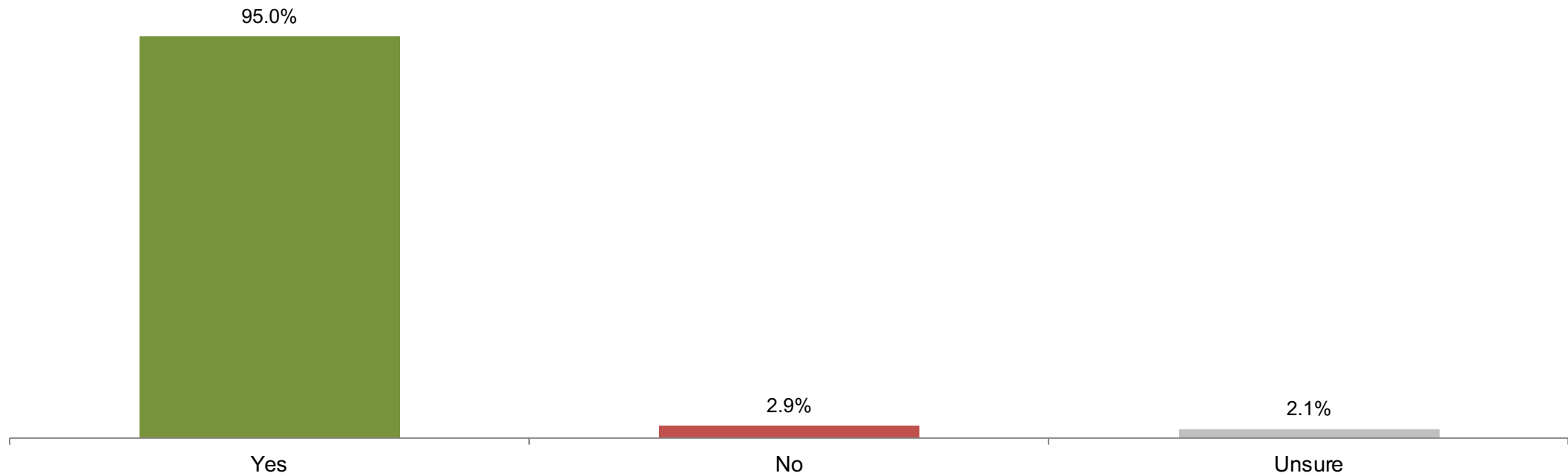
Results by length of residency, children in home, business ownership, and mode of survey

Question 19: Are you satisfied or dissatisfied with traffic flow on main roads within Dunwoody? Is that very/somewhat (satisfied/dissatisfied)?



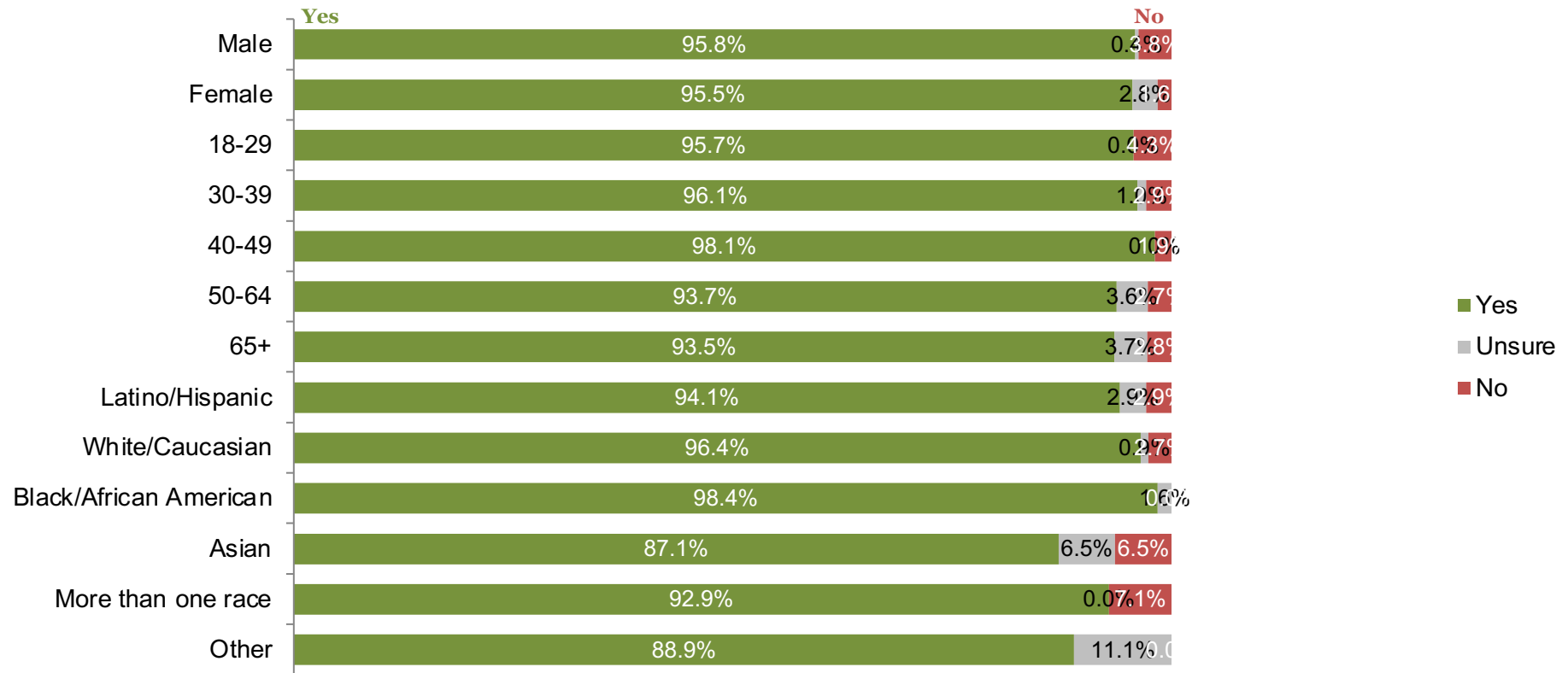
95% feel safe during the day in Dunwoody

Question 20: Do you feel safe during the day in Dunwoody?



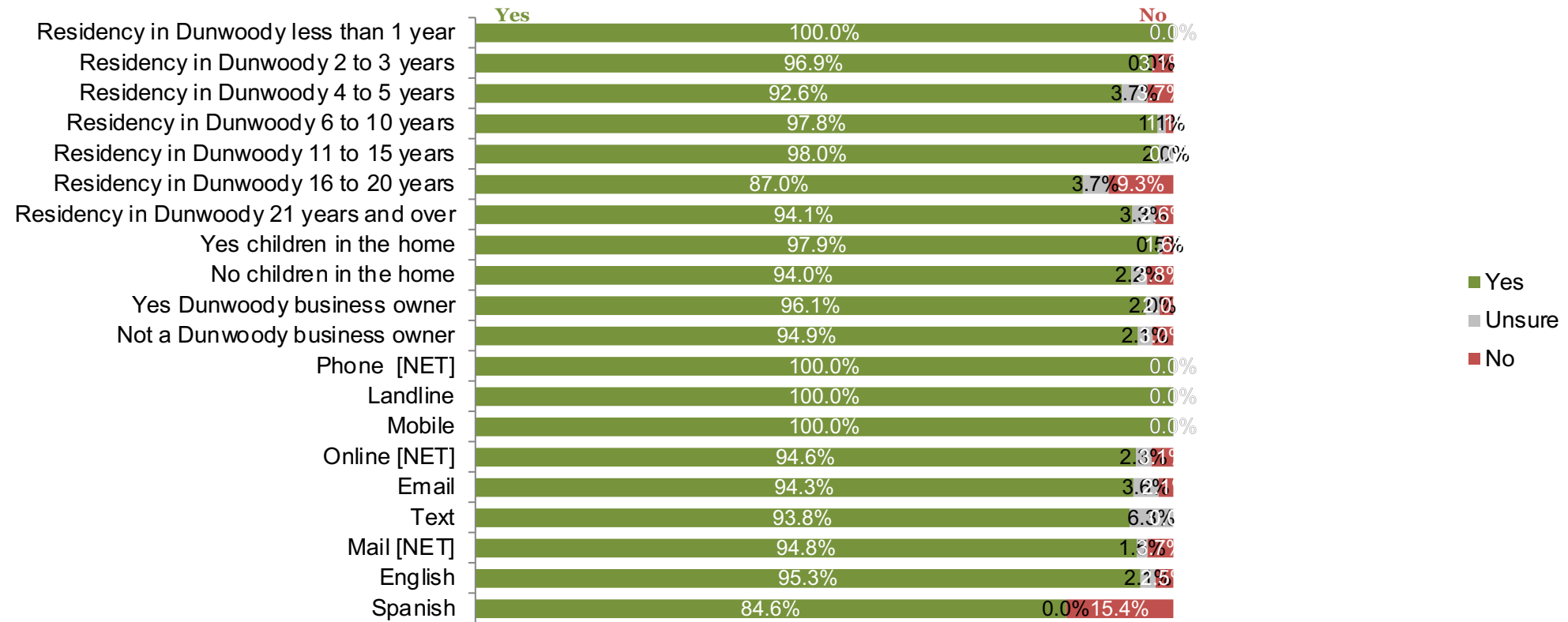
Results by gender, age, and ethnicity

Question 20: Do you feel safe during the day in Dunwoody?



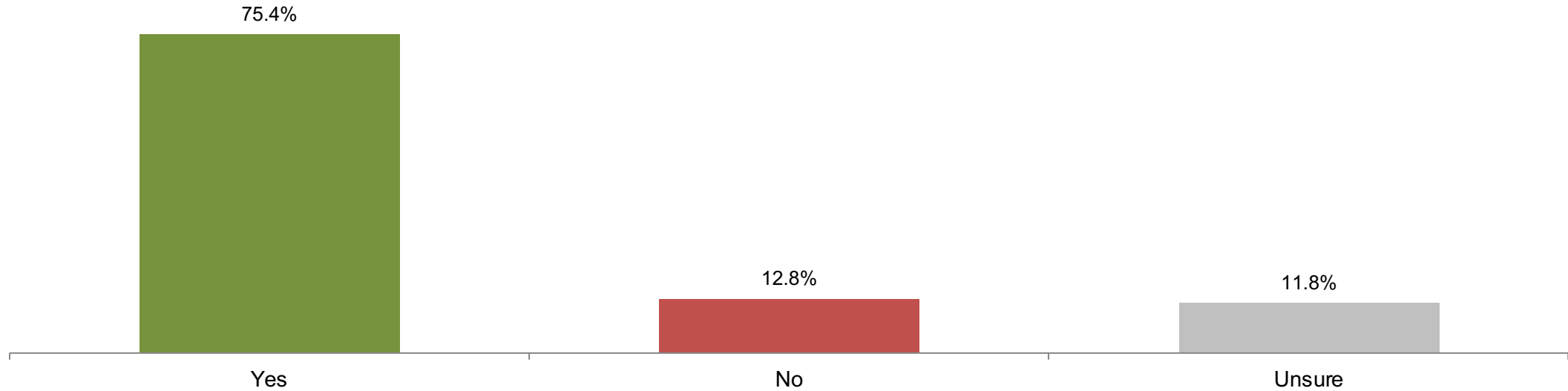
Results by length of residency, children in home, business ownership, and mode of survey

Question 20: Do you feel safe during the day in Dunwoody?



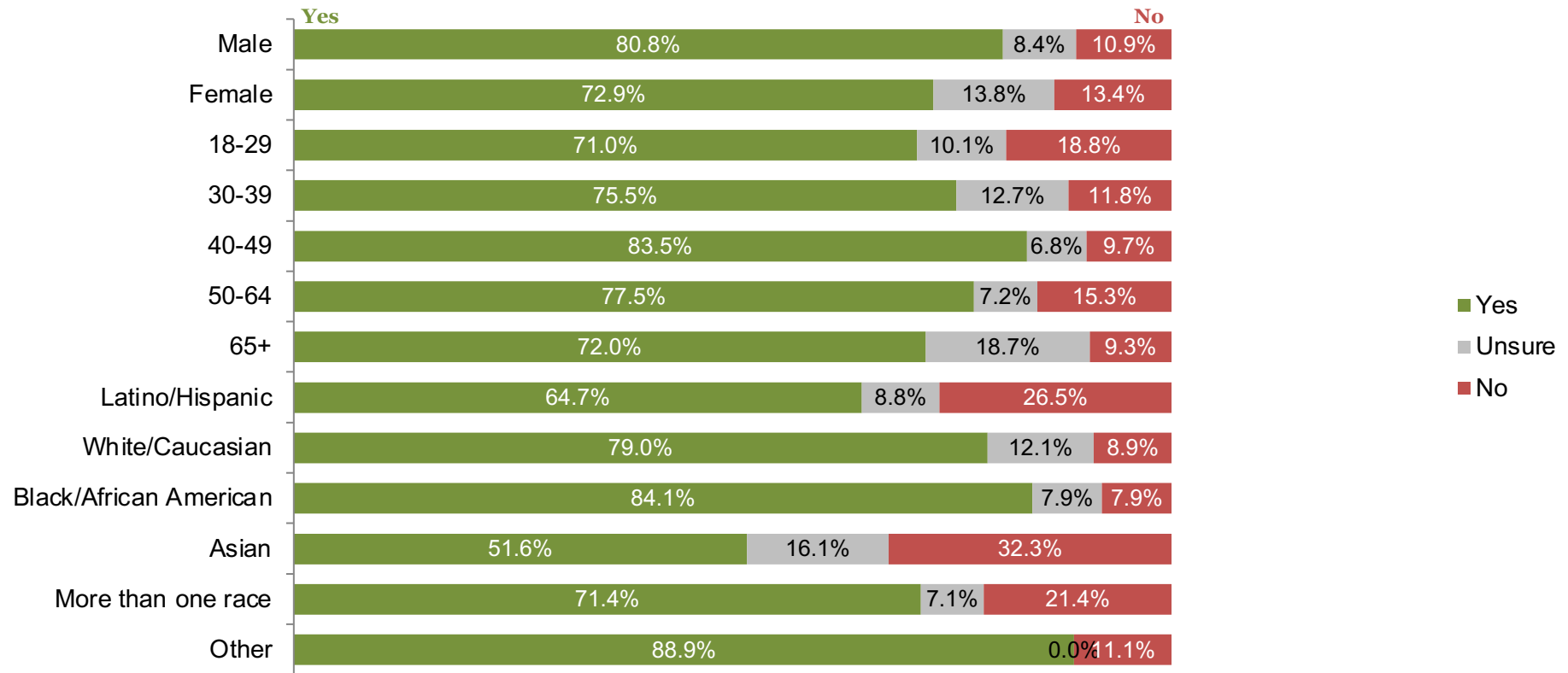
75% feel safe at night in Dunwoody

Question 21: Do you feel safe at night in Dunwoody?



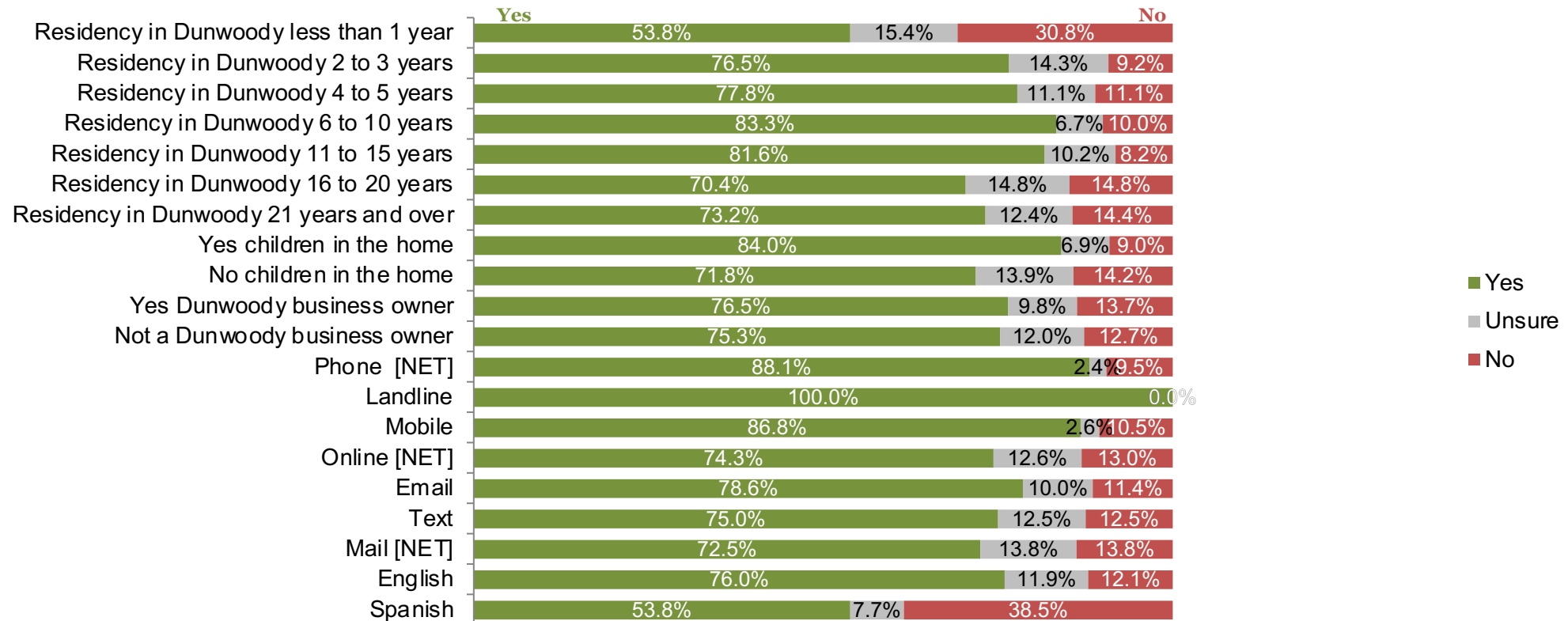
Results by gender, age, and ethnicity

Question 21: Do you feel safe at night in Dunwoody?



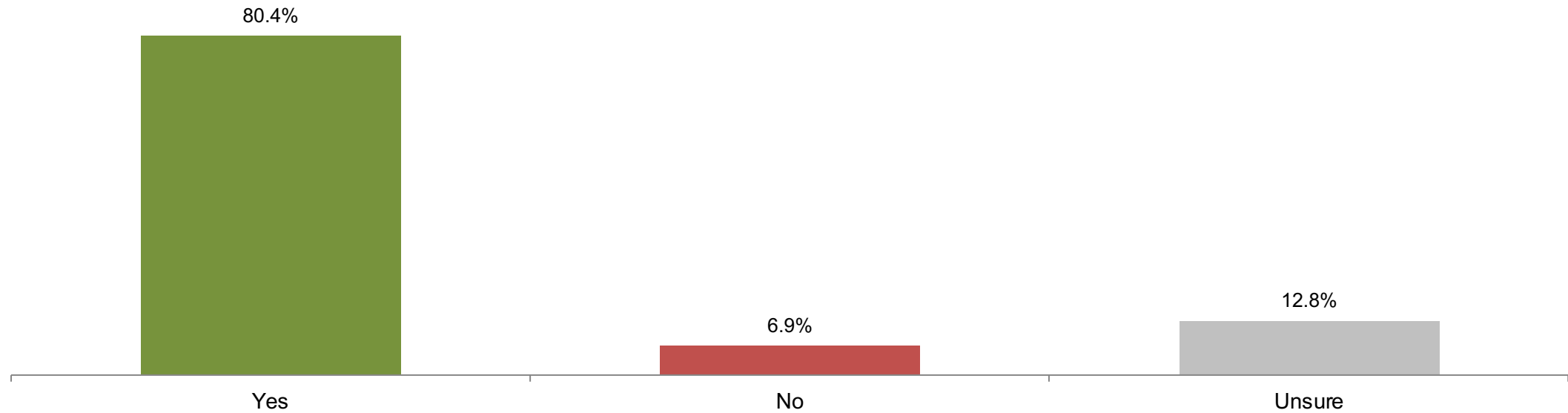
Results by length of residency, children in home, business ownership, and mode of survey

Question 21: Do you feel safe at night in Dunwoody?



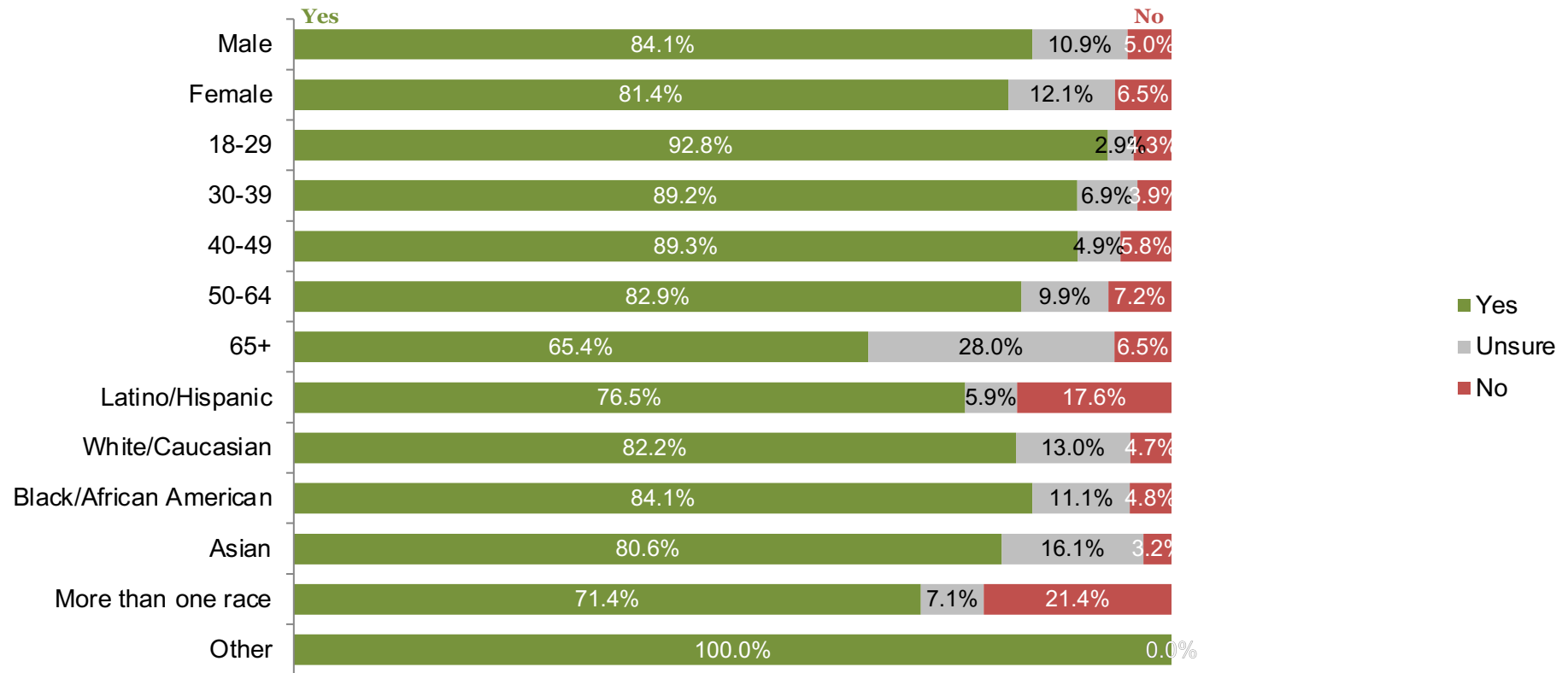
80% feel safe in Dunwoody parks

Question 22: Do you feel safe in Dunwoody parks?



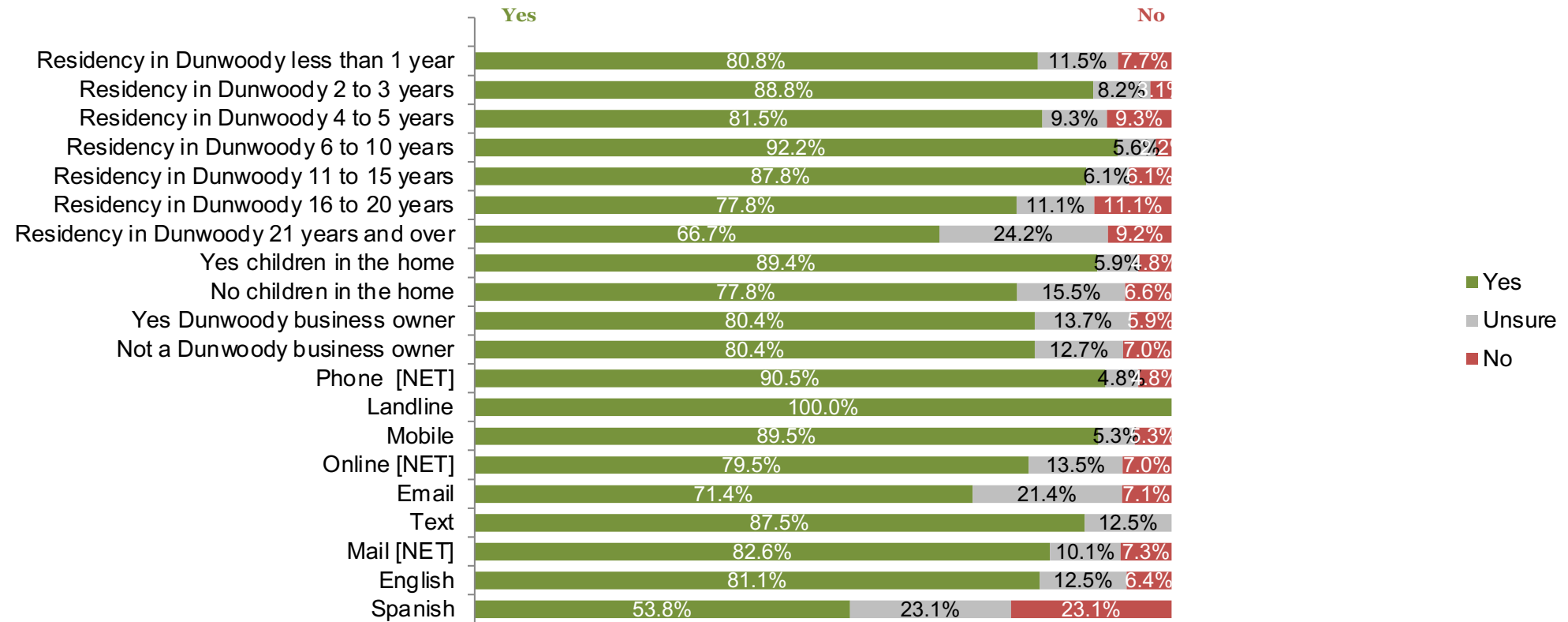
Results by gender, age, and ethnicity

Question 22: Do you feel safe in Dunwoody parks?



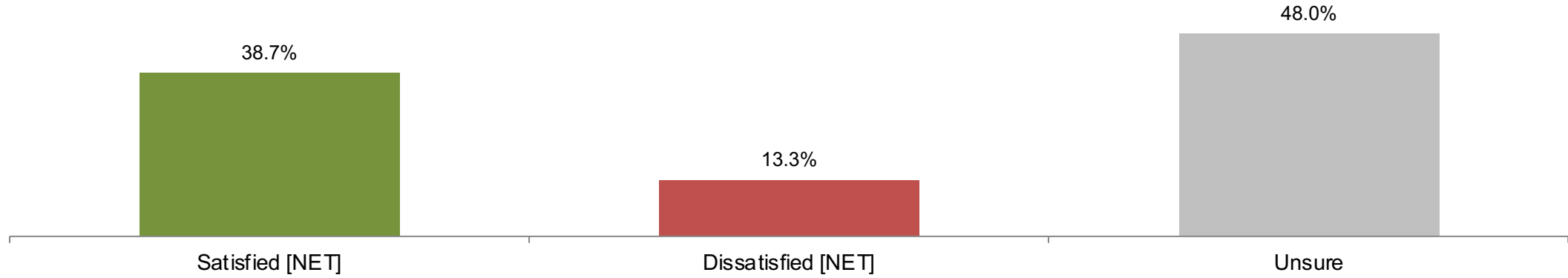
Results by length of residency, children in home, business ownership, and mode of survey

Question 22: Do you feel safe in Dunwoody parks?



48% are unsure about satisfaction with EMS/Ambulance services

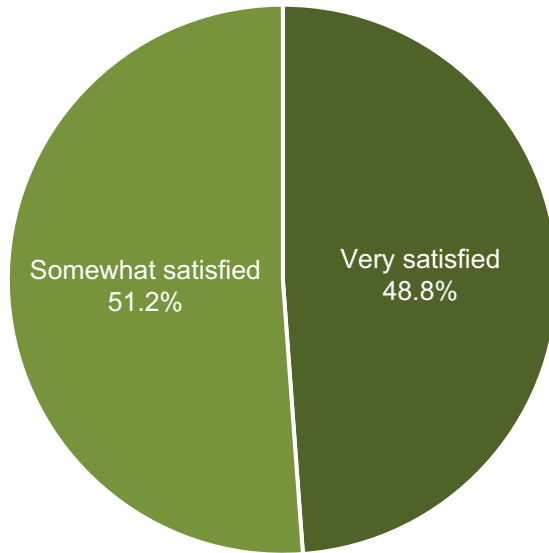
Question 23: Are you satisfied or dissatisfied with the EMS/Ambulance services in Dunwoody provided by DeKalb County? Is that very/somewhat (satisfied/dissatisfied)?



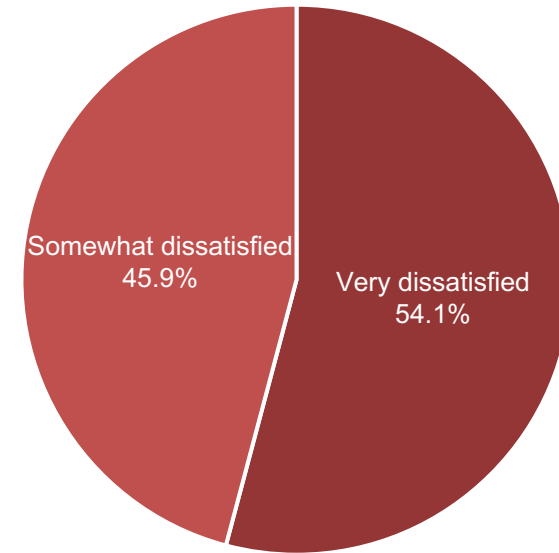
49% of those satisfied with EMS/Ambulance services are very satisfied

Question 23: Are you satisfied or dissatisfied with the EMS/Ambulance services in Dunwoody provided by DeKalb County? Is that very/somewhat (satisfied/dissatisfied)?

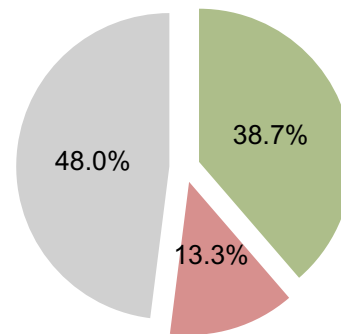
Among those who said satisfied [NET]



Among those who said dissatisfied [NET]

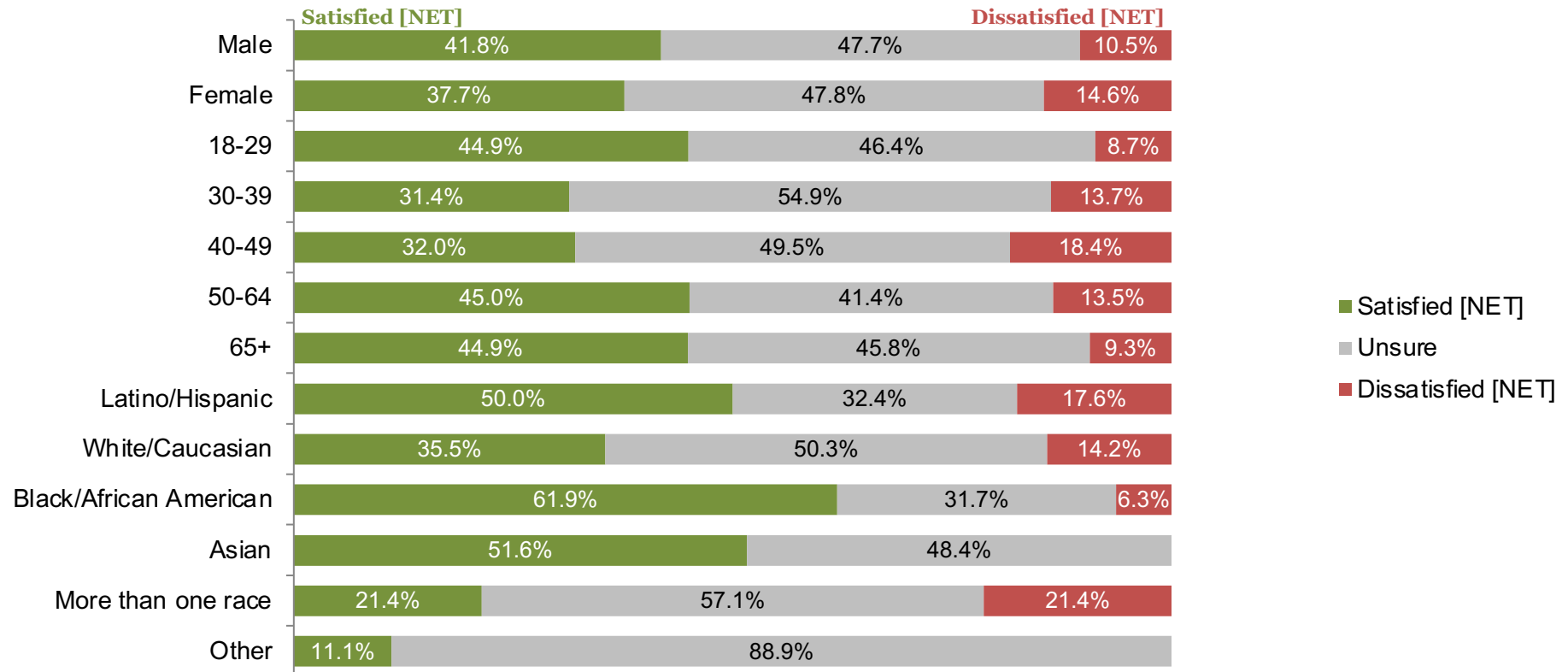


Total



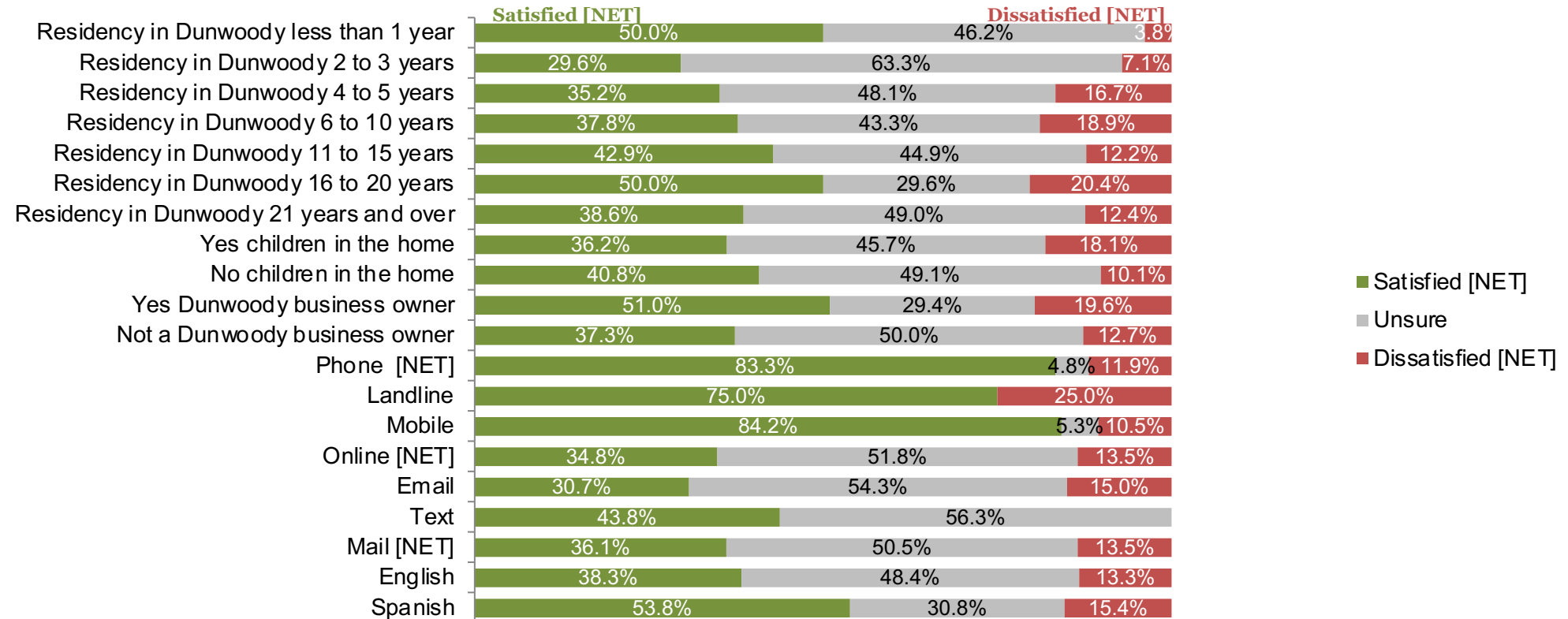
Results by gender, age, and ethnicity

Question 23: Are you satisfied or dissatisfied with the EMS/Ambulance services in Dunwoody provided by DeKalb County? Is that very/somewhat (satisfied/dissatisfied)?



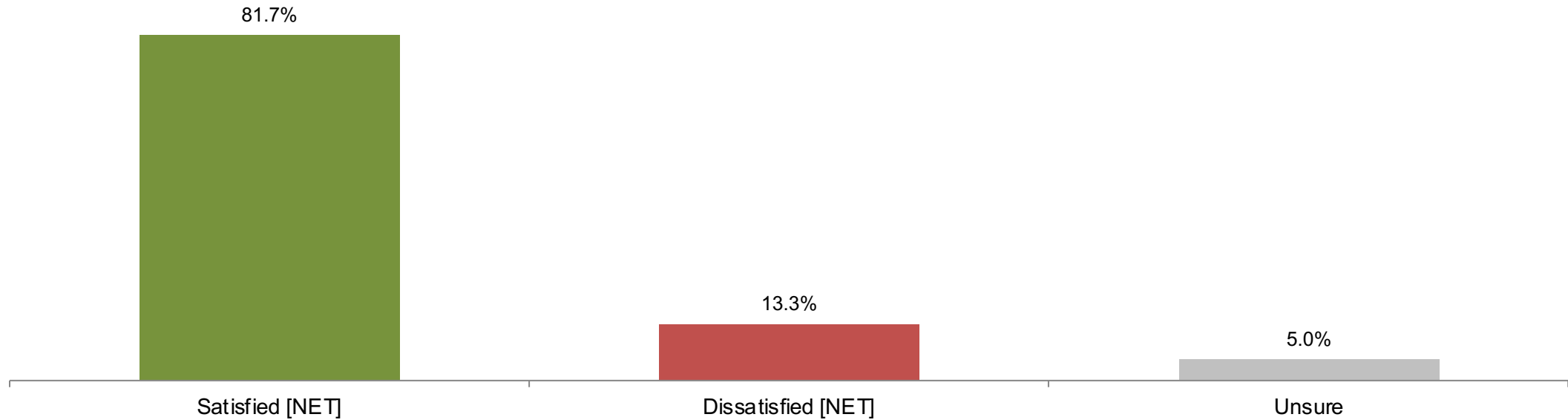
Results by length of residency, children in home, business ownership, and mode of survey

Question 23: Are you satisfied or dissatisfied with the EMS/Ambulance services in Dunwoody provided by DeKalb County? Is that very/somewhat (satisfied/dissatisfied)?



82% are satisfied with sanitation services provided by DeKalb County

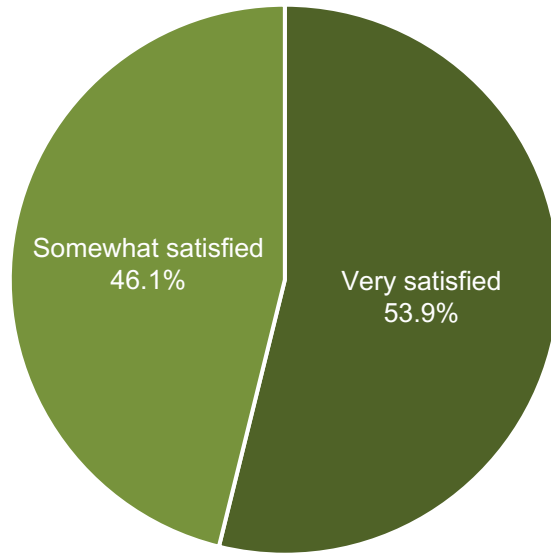
Question 24: Are you satisfied or dissatisfied with the sanitation services in Dunwoody provided by DeKalb County? Is that very/somewhat (satisfied/dissatisfied)?



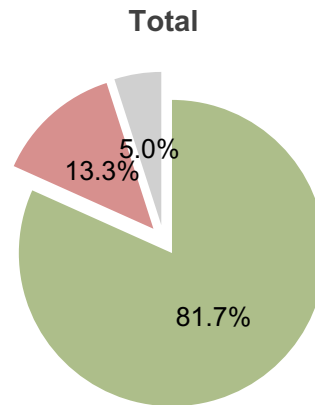
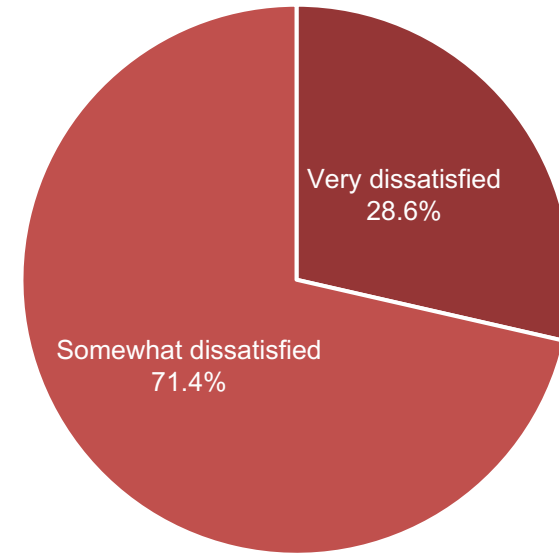
Among those who said satisfied, 54% said they were “very satisfied” with sanitation services

Question 24: Are you satisfied or dissatisfied with the sanitation services in Dunwoody provided by DeKalb County? Is that very/somewhat (satisfied/dissatisfied)?

Among those who said satisfied [NET]

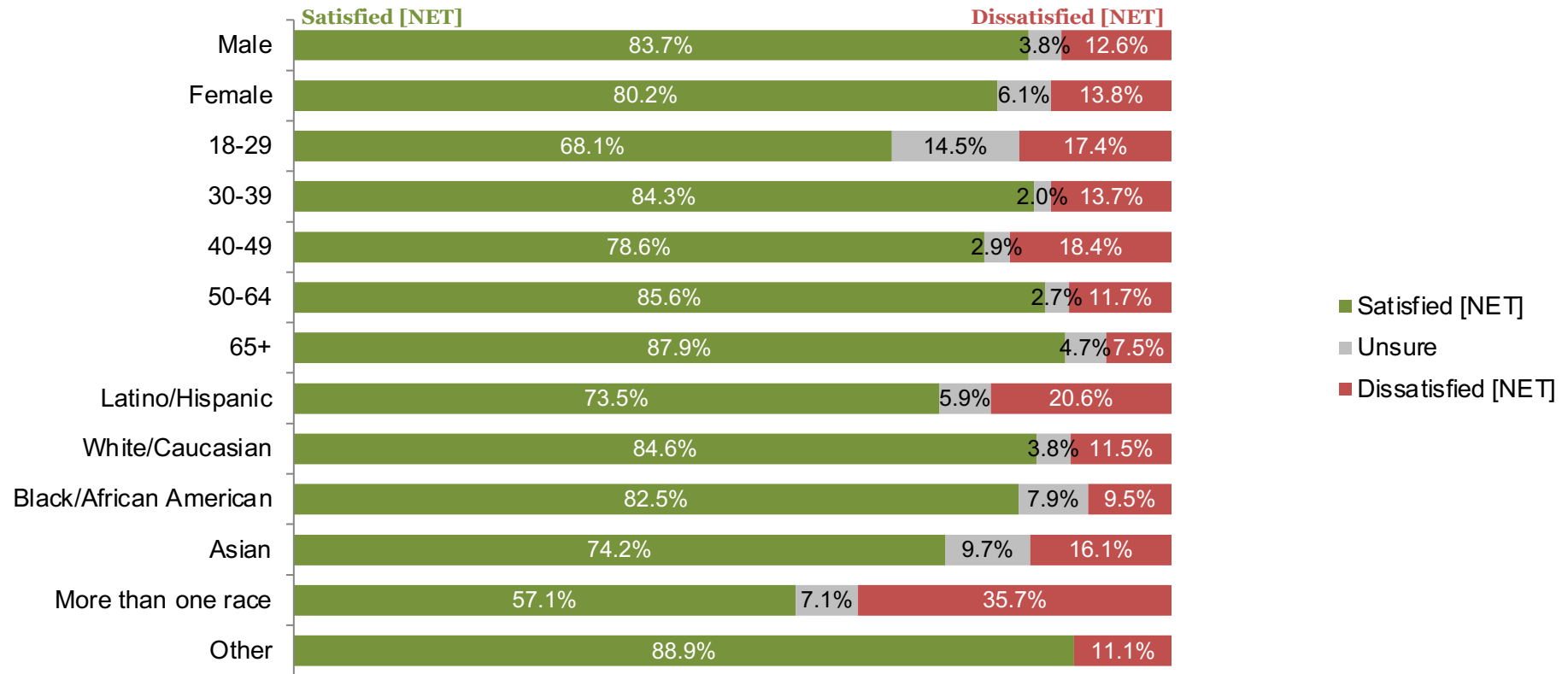


Among those who said dissatisfied [NET]



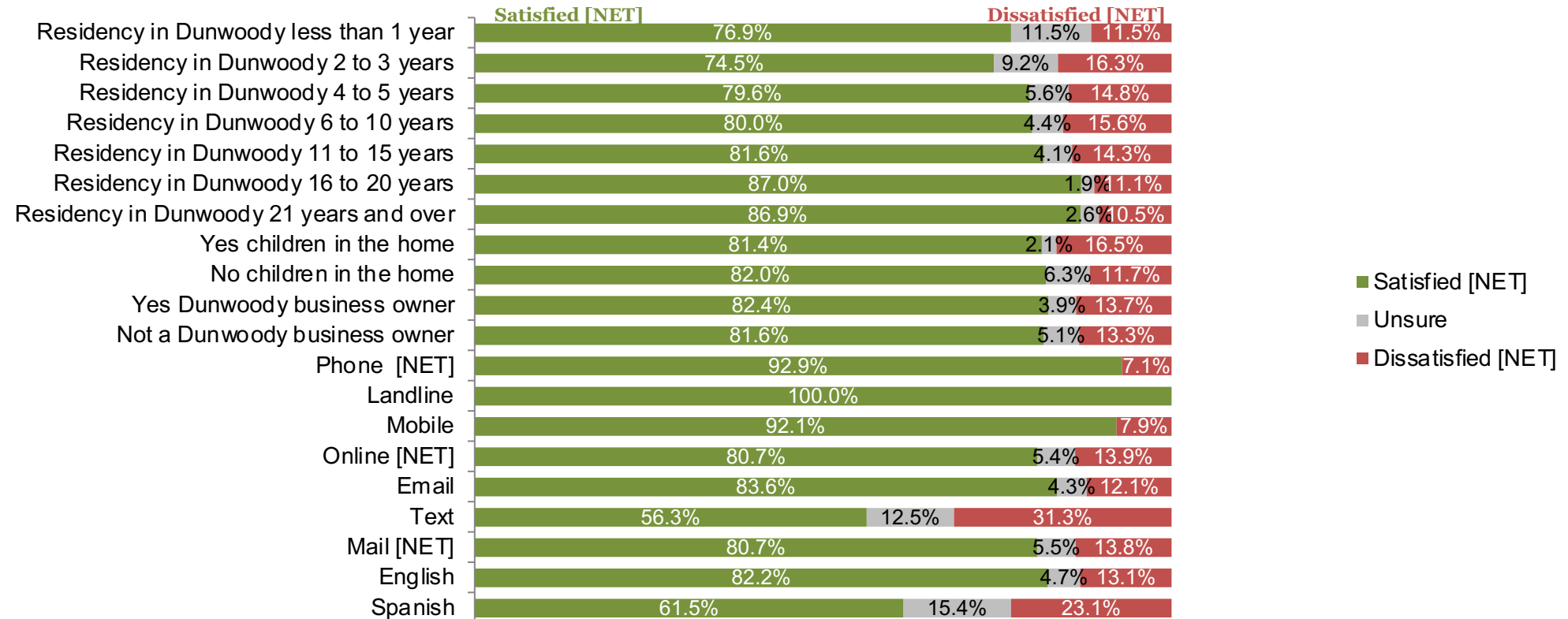
Results by gender, age, and ethnicity

Question 24: Are you satisfied or dissatisfied with the sanitation services in Dunwoody provided by DeKalb County? Is that very/somewhat (satisfied/dissatisfied)?



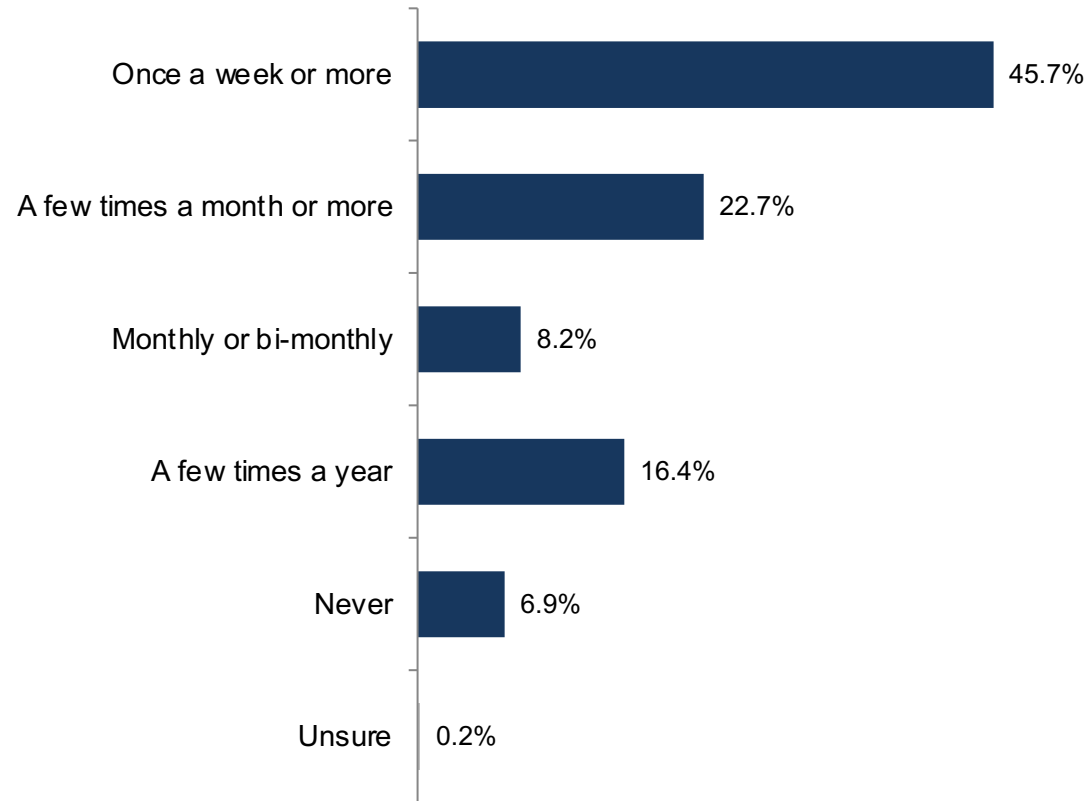
Results by length of residency, children in home, business ownership, and mode of survey

Question 24: Are you satisfied or dissatisfied with the sanitation services in Dunwoody provided by DeKalb County? Is that very/somewhat (satisfied/dissatisfied)?



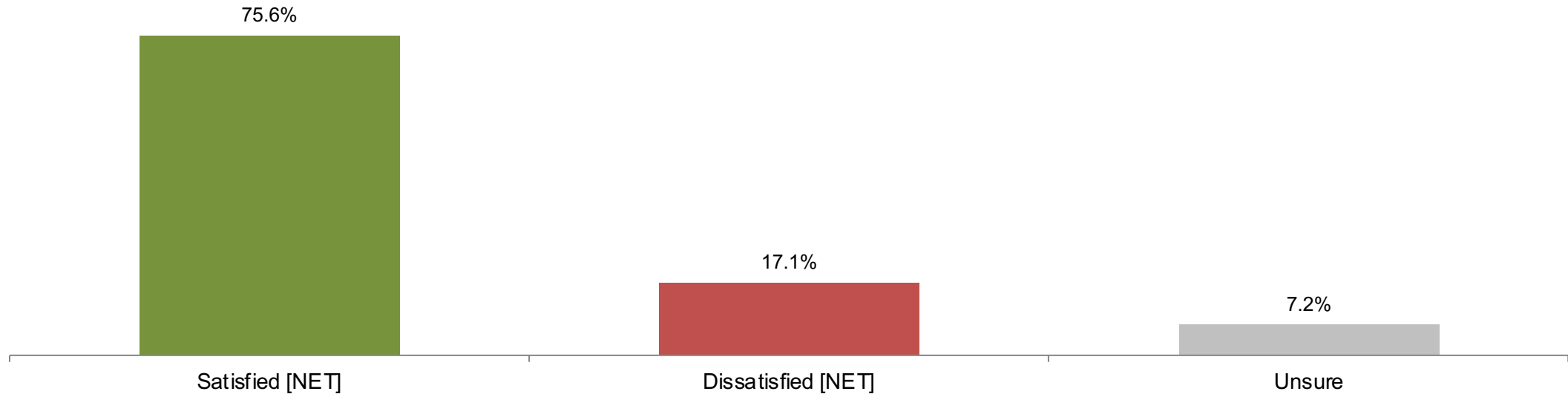
46% use Dunwoody's trails and sidewalks at least once a week

Question 25: How often do you use Dunwoody's trails/sidewalks?



76% are satisfied with the number of trails/sidewalks

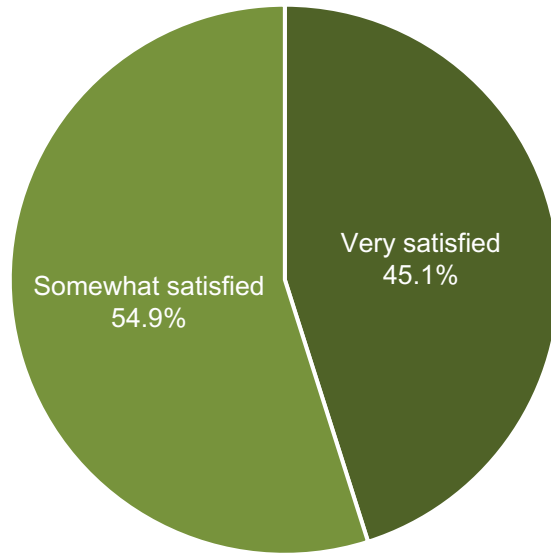
Question 26: Are you satisfied or dissatisfied with number of trails/sidewalks in Dunwoody's trail system? Is that very/somewhat (satisfied/dissatisfied)?



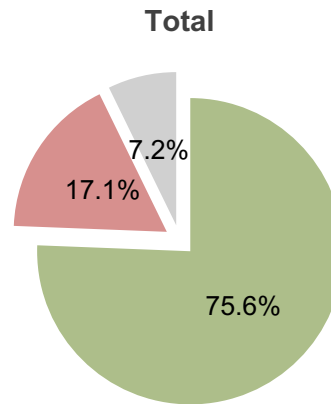
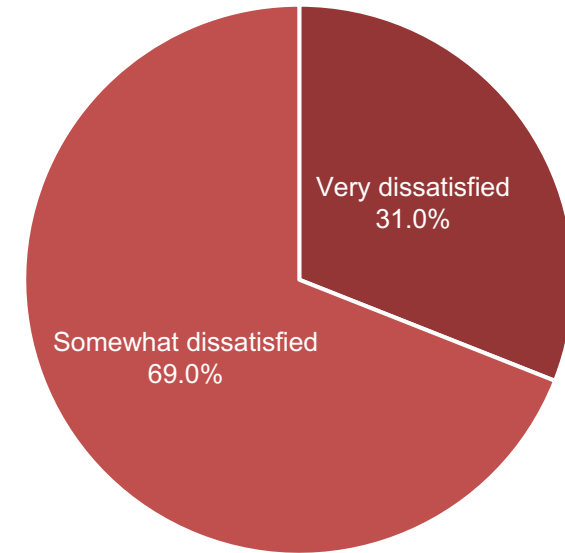
Among those who are satisfied with the number of trails/sidewalks in Dunwoody, 45% are “very satisfied”

Question 26: Are you satisfied or dissatisfied with number of trails/sidewalks in Dunwoody's trail system? Is that very/somewhat (satisfied/dissatisfied)?

Among those who said satisfied [NET]

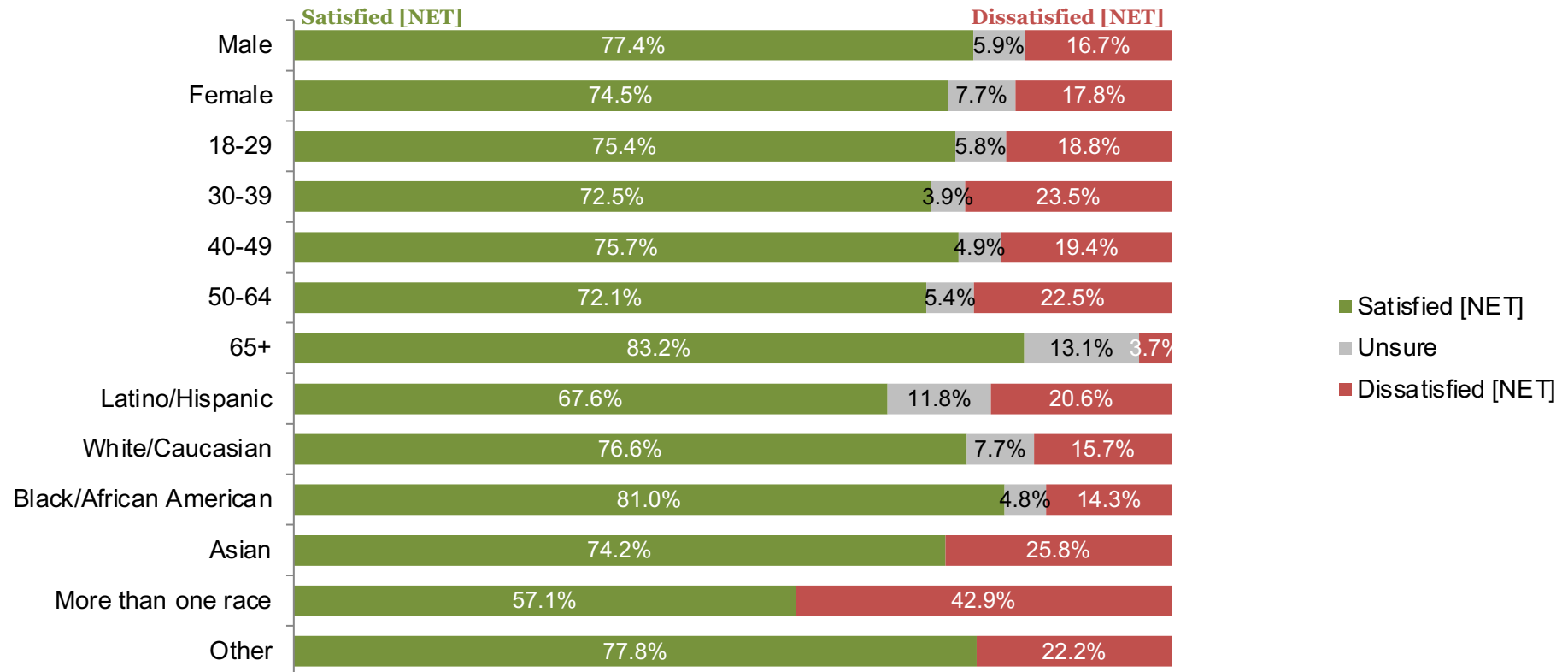


Among those who said dissatisfied [NET]



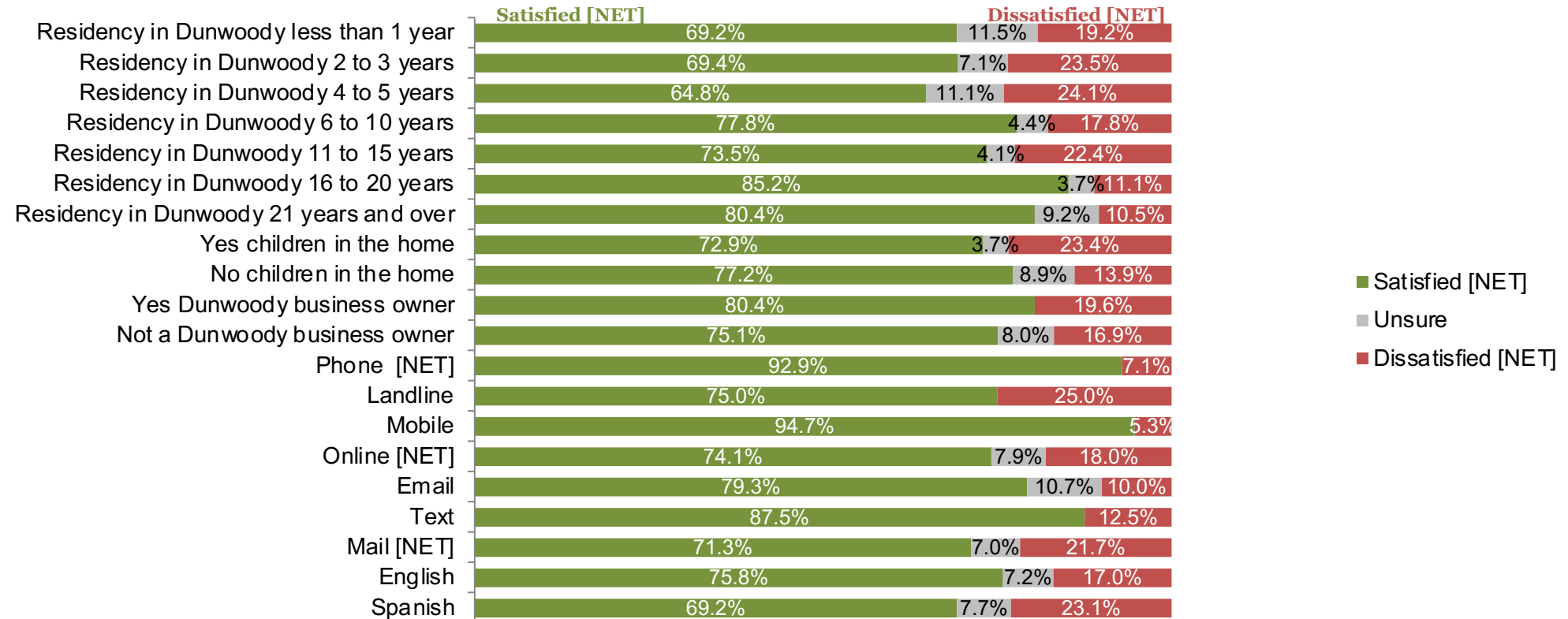
Results by gender, age, and ethnicity

Question 26: Are you satisfied or dissatisfied with number of trails/sidewalks in Dunwoody's trail system? Is that very/somewhat (satisfied/dissatisfied)?



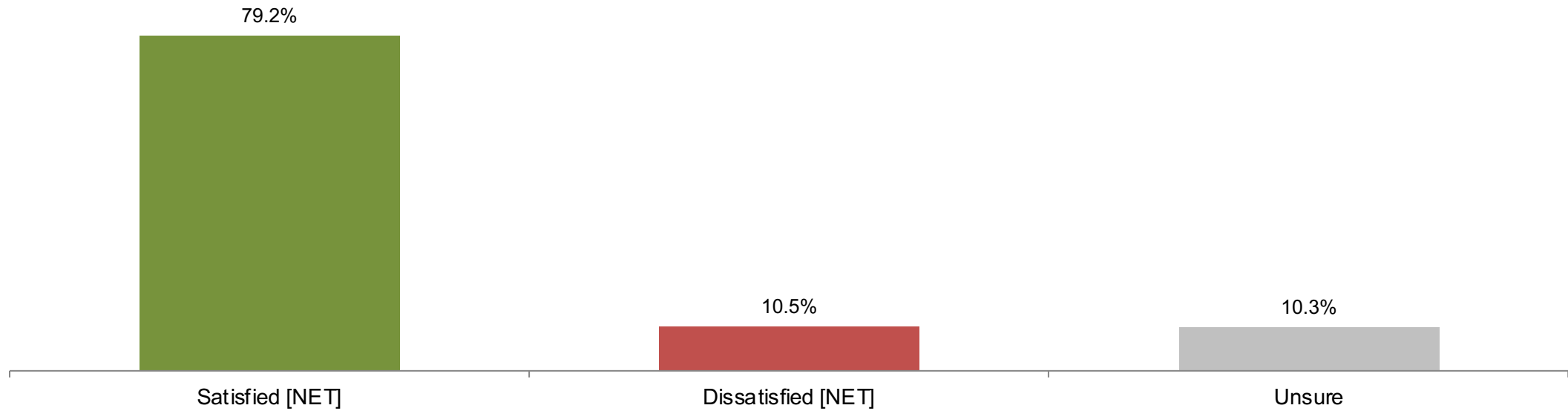
Results by length of residency, children in home, business ownership, and mode of survey

Question 26: Are you satisfied or dissatisfied with number of trails/sidewalks in Dunwoody's trail system? Is that very/somewhat (satisfied/dissatisfied)?



79% are satisfied with the condition of trails/sidewalks

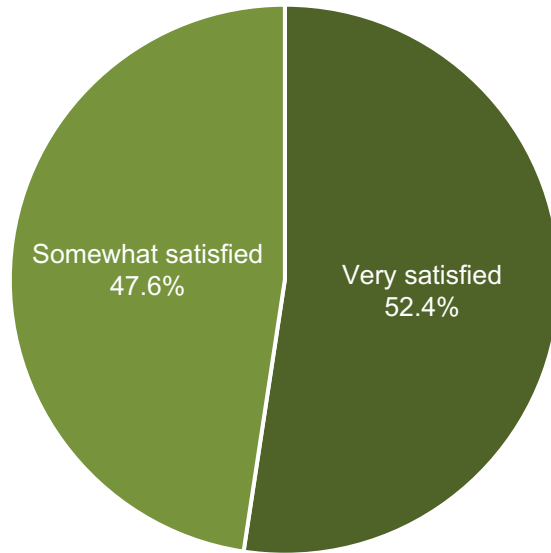
Question 27: Are you satisfied or dissatisfied with the condition of the trails/sidewalks in Dunwoody's trail system? Is that very/somewhat (satisfied/dissatisfied)?



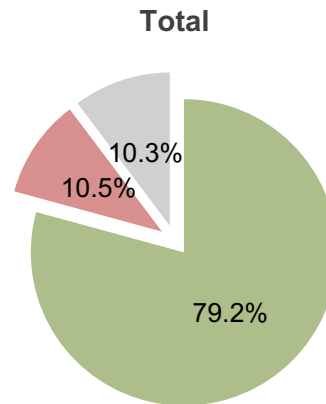
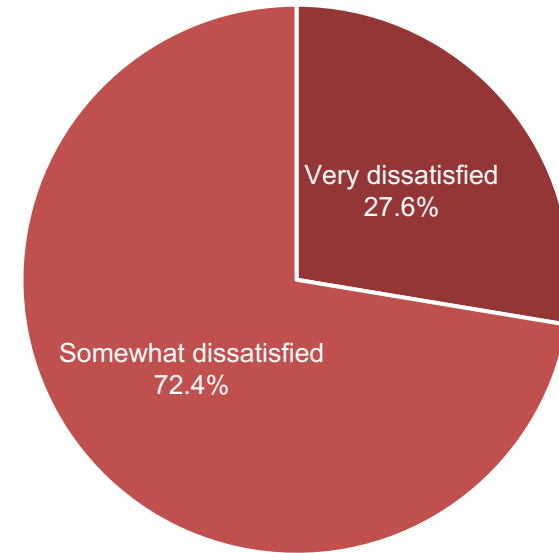
Among those who are satisfied with the condition of Dunwoody trails/sidewalks, 52% are very satisfied.

Question 27: Are you satisfied or dissatisfied with the condition of the trails/sidewalks in Dunwoody's trail system? Is that very/somewhat (satisfied/dissatisfied)?

Among those who said satisfied [NET]

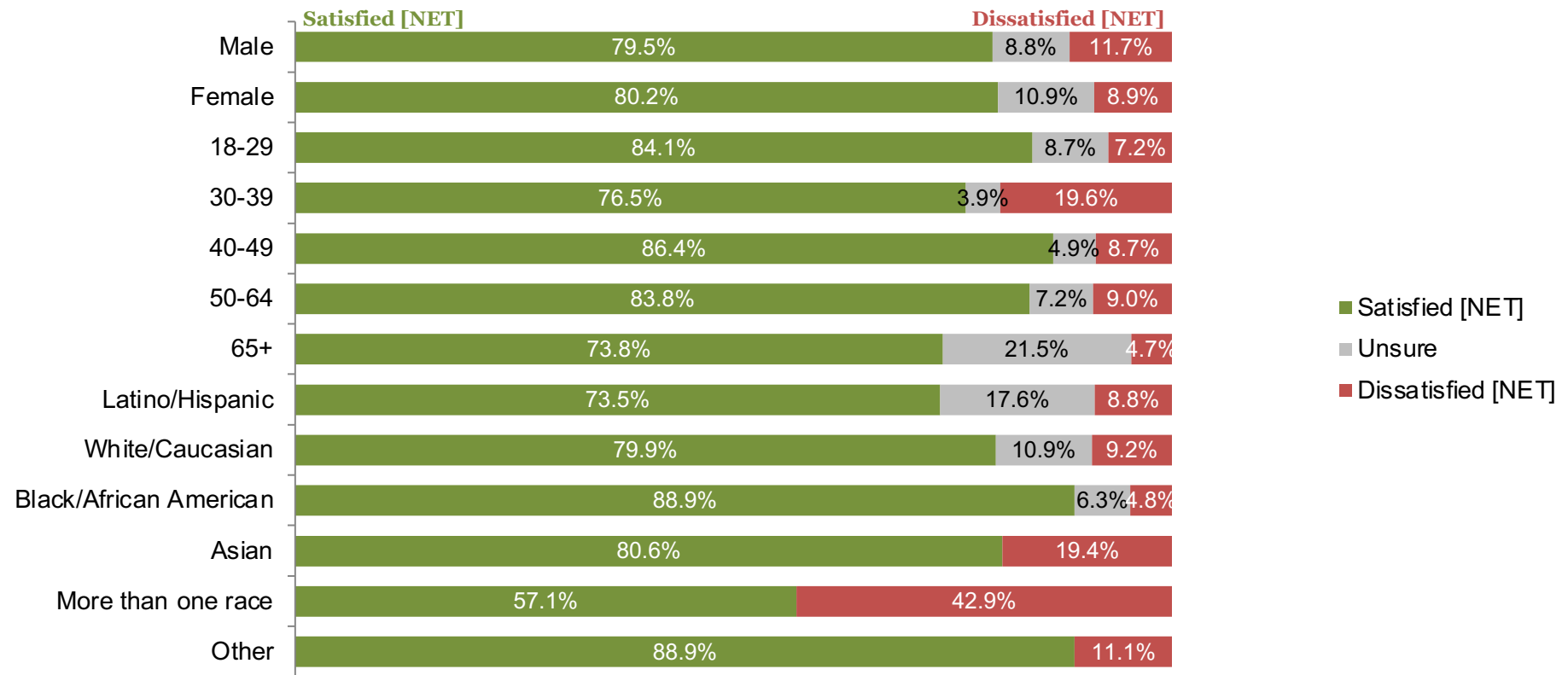


Among those who said dissatisfied [NET]



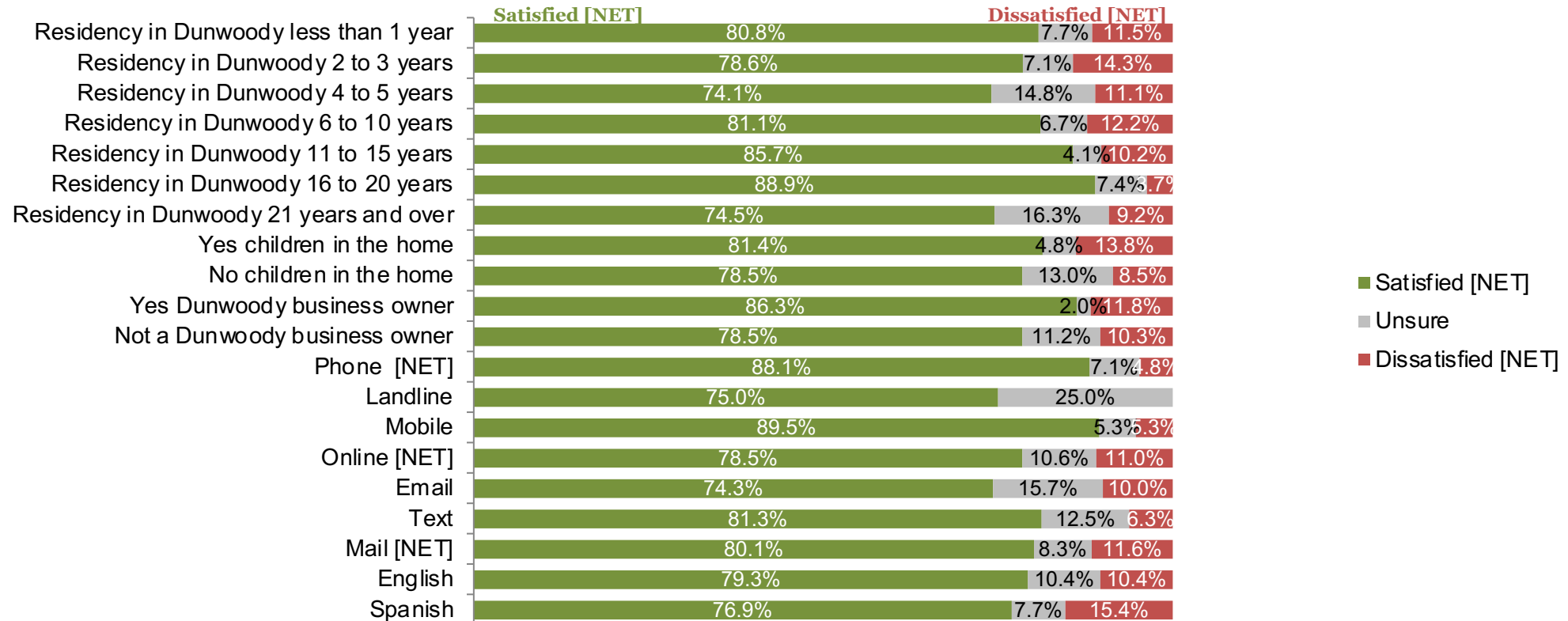
Results by gender, age, and ethnicity

Question 27: Are you satisfied or dissatisfied with the condition of the trails/sidewalks in Dunwoody's trail system? Is that very/somewhat (satisfied/dissatisfied)?



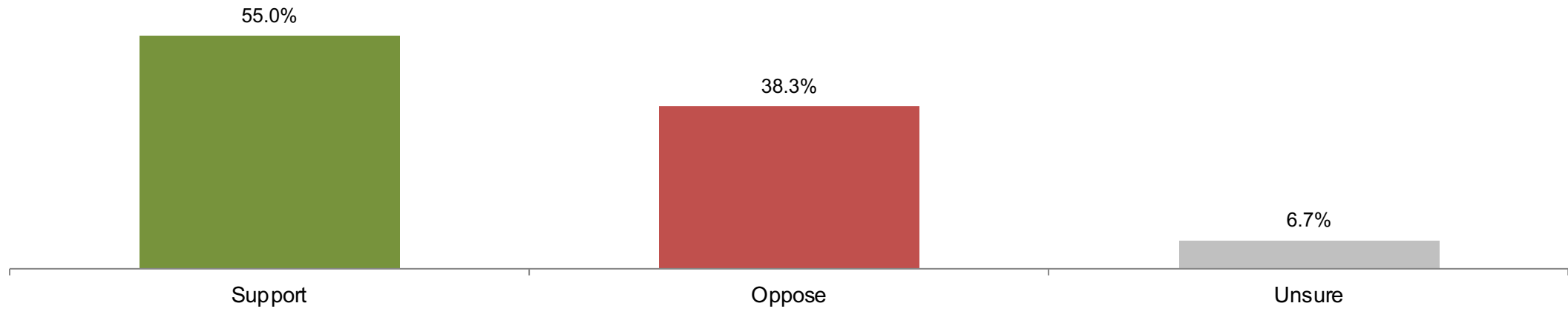
Results by length of residency, children in home, business ownership, and mode of survey

Question 27: Are you satisfied or dissatisfied with the condition of the trails/sidewalks in Dunwoody's trail system? Is that very/somewhat (satisfied/dissatisfied)?



39% would oppose the construction of a trail if it would run next to their home

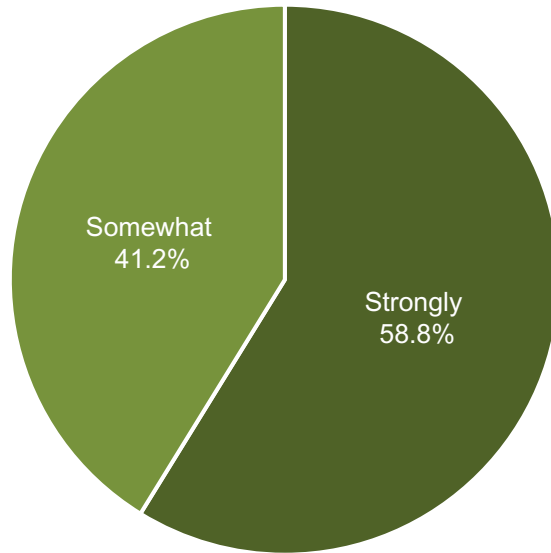
Question 28: Would you support the construction of a trail if it would run next to your home? Is that strongly/somewhat (support/oppose)?



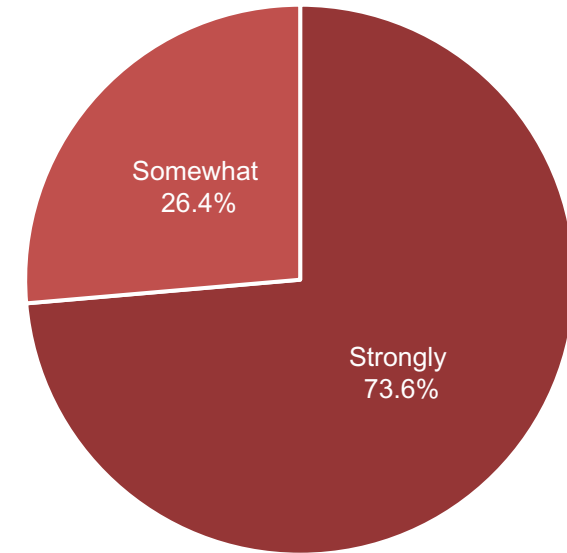
Among those who would oppose a trail, 74% would strongly oppose it

Question 28: Would you support the construction of a trail if it would run next to your home? Is that strongly/somewhat (support/oppose)?

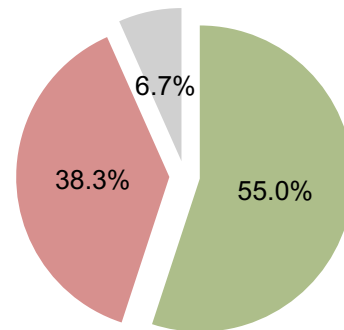
Among those who said support



Among those who said oppose

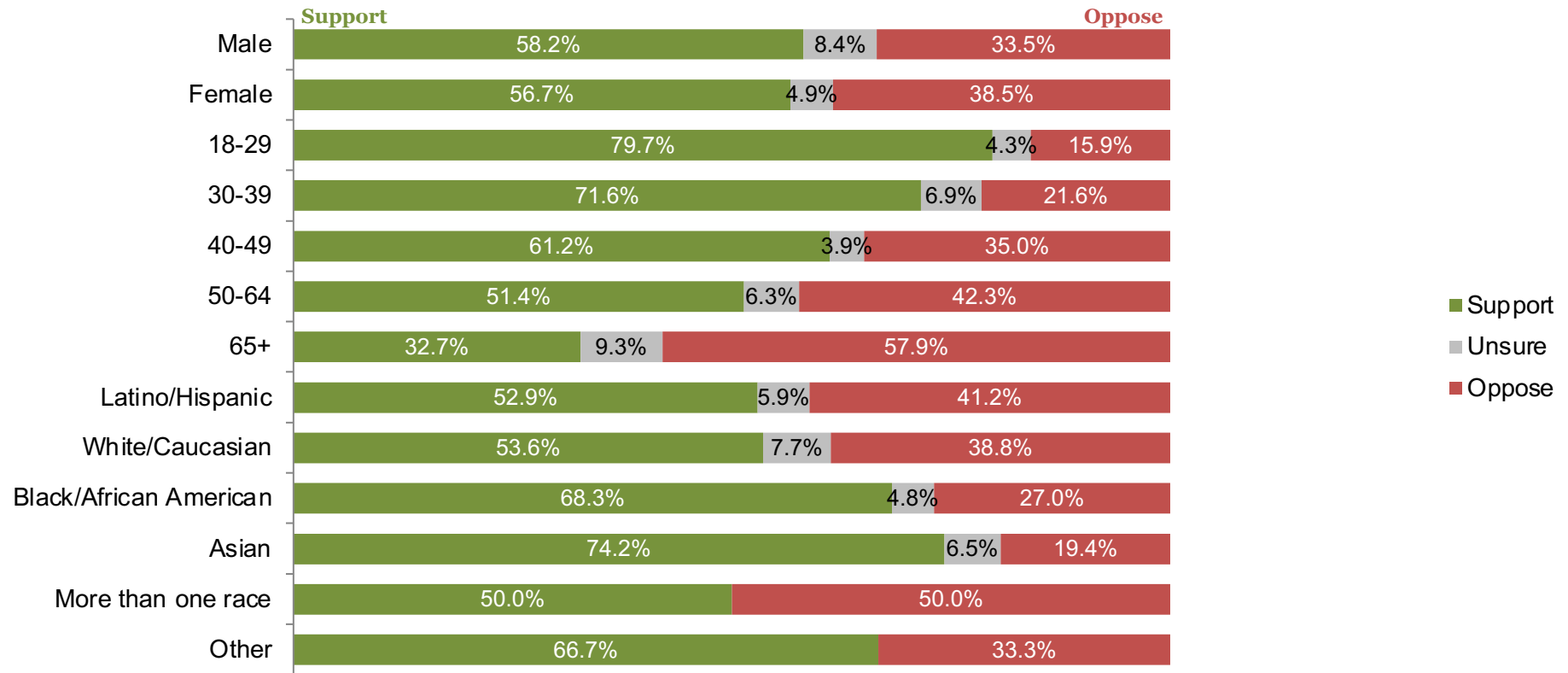


Total



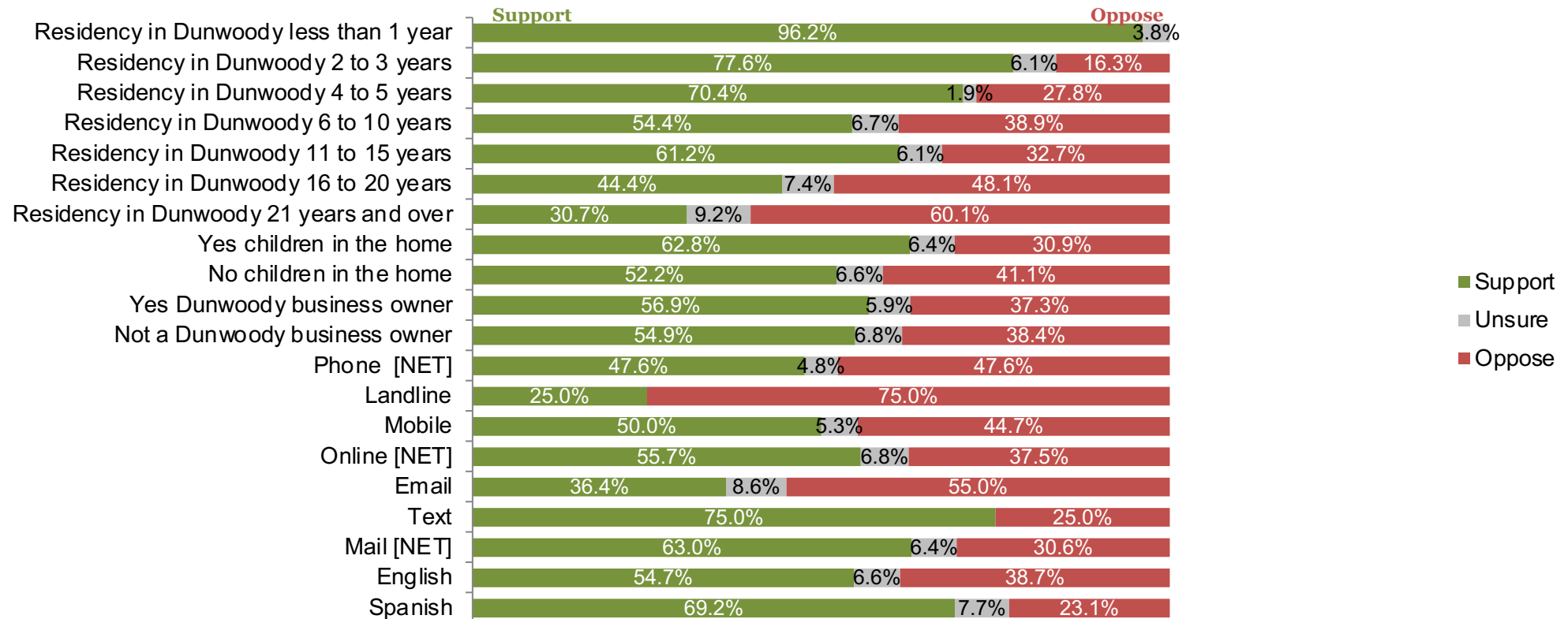
Results by gender, age, and ethnicity

Question 28: Would you support the construction of a trail if it would run next to your home? Is that strongly/somewhat (support/oppose)?



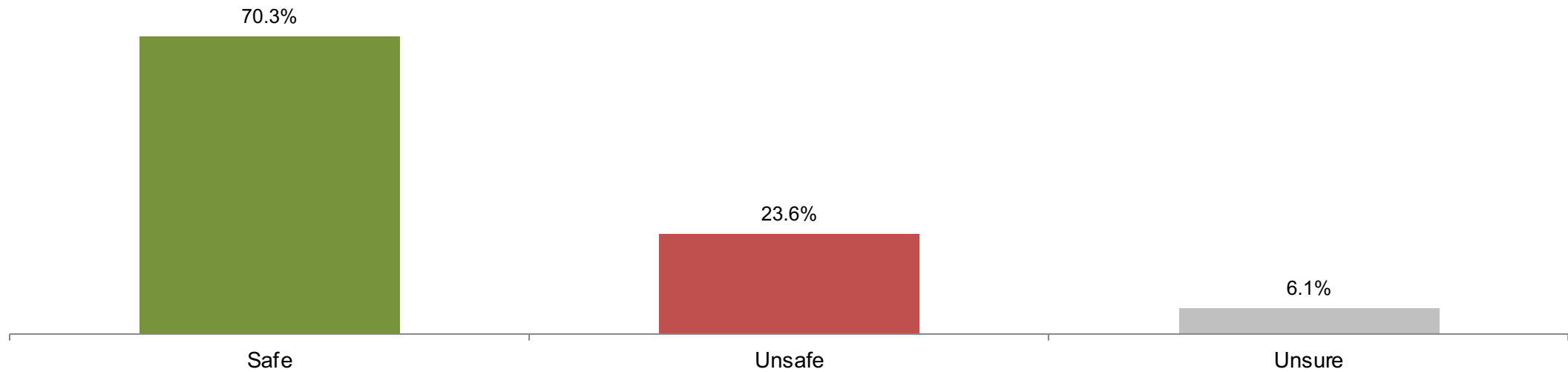
Results by length of residency, children in home, business ownership, and mode of survey

Question 28: Would you support the construction of a trail if it would run next to your home? Is that strongly/somewhat (support/oppose)?



70% feel safe as a pedestrian or bicyclist on sidewalks and trails in Dunwoody

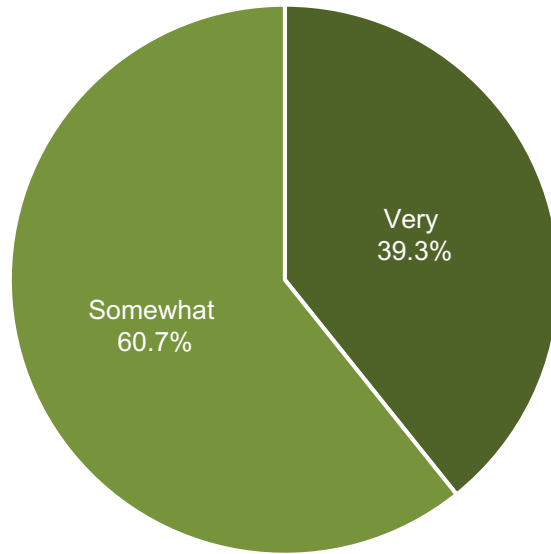
Question 29: How safe do you feel as a pedestrian or bicyclist on sidewalks and trails/sidewalks in Dunwoody? Is that very/somewhat (safe/unsafe)?



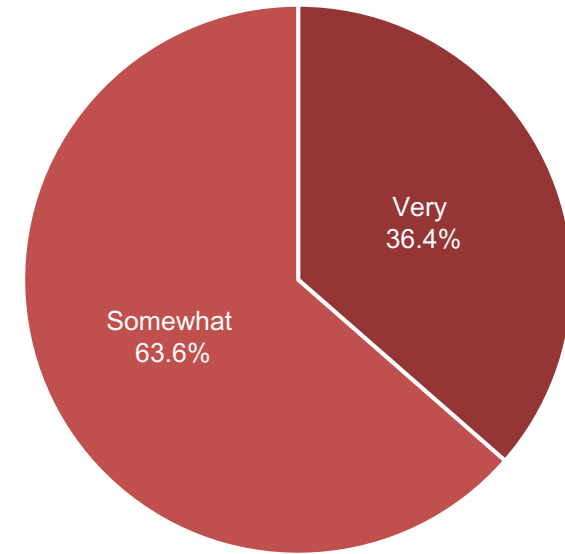
Among those who said they felt safe on trails/sidewalks, 61% feel somewhat safe

Question 29: How safe do you feel as a pedestrian or bicyclist on sidewalks and trails/sidewalks in Dunwoody? Is that very/somewhat (safe/unsafe)?

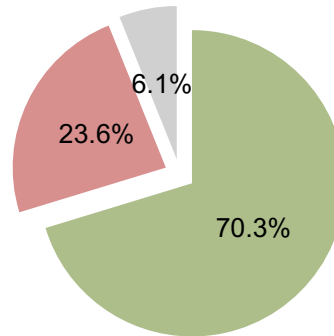
Among those who said safe



Among those who said unsafe

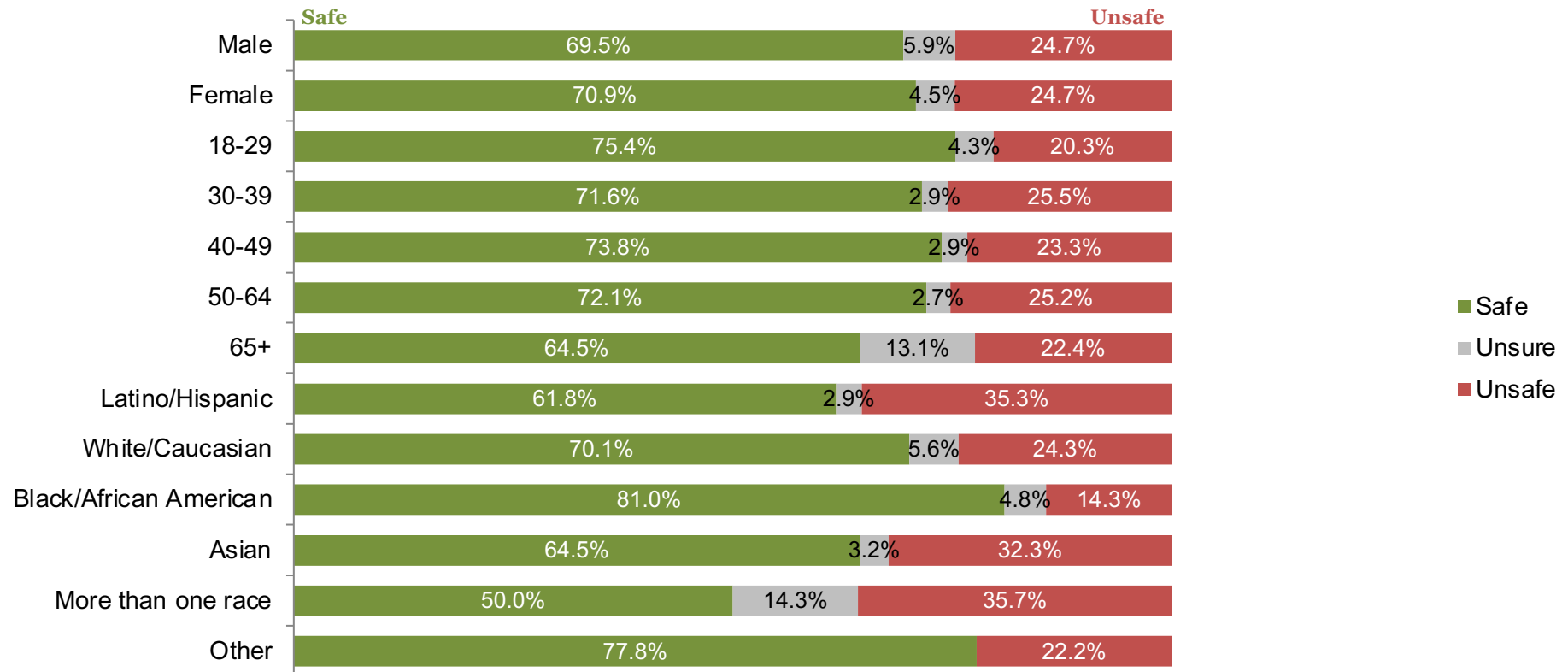


Total



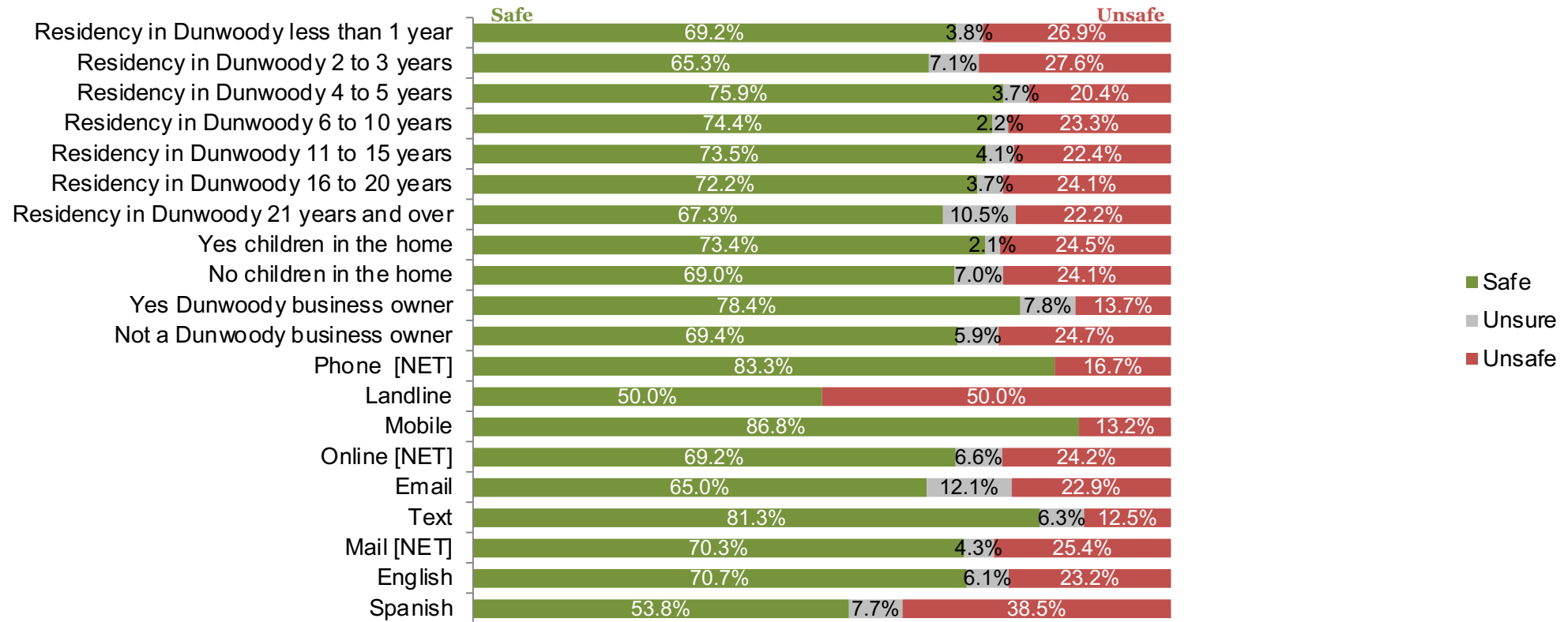
Results by gender, age, and ethnicity

Question 29: How safe do you feel as a pedestrian or bicyclist on sidewalks and trails/sidewalks in Dunwoody? Is that very/somewhat (safe/unsafe)?



Results by length of residency, children in home, business ownership, and mode of survey

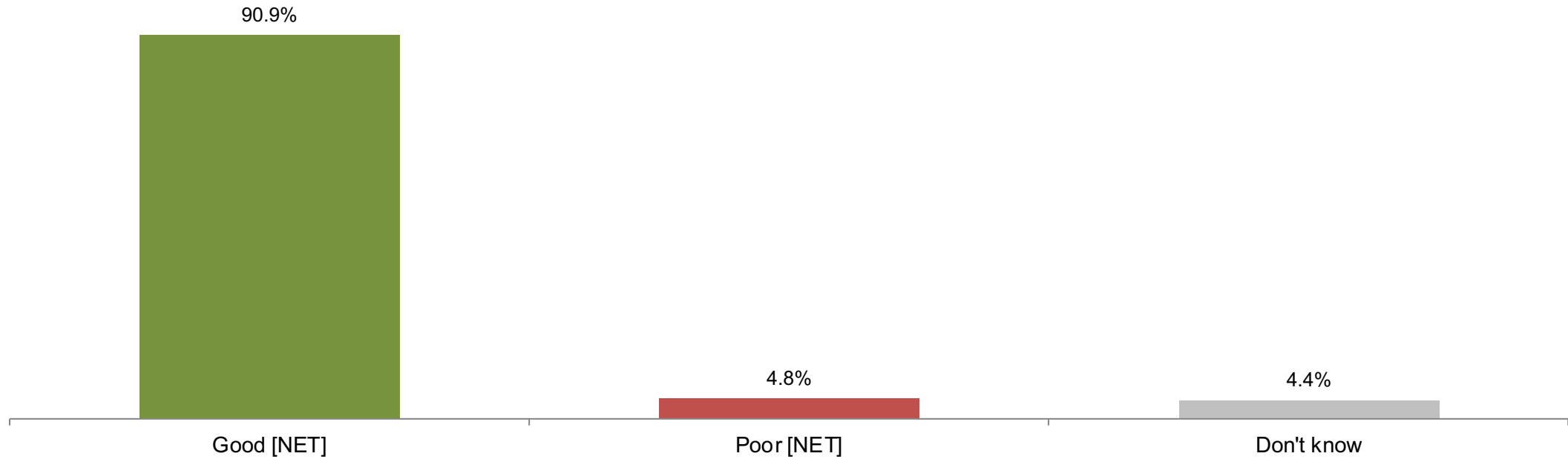
Question 29: How safe do you feel as a pedestrian or bicyclist on sidewalks and trails/sidewalks in Dunwoody? Is that very/somewhat (safe/unsafe)?



90% say that availability of parks is good or excellent

Question 30: How would you rate each of the following services offered by the Dunwoody Parks and Recreation Department? Excellent, good, poor, or very poor?

Availability of parks

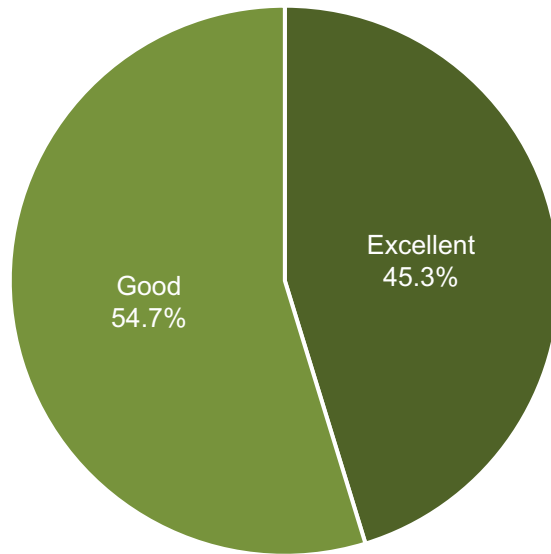


Among those who said availability of parks is good, 45% said excellent

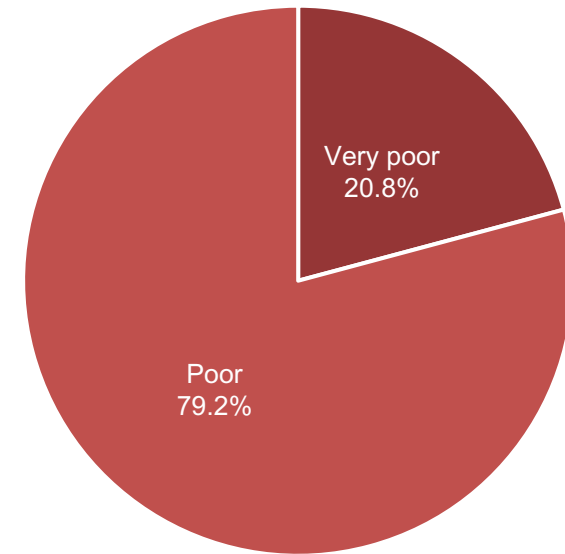
Question 30: How would you rate each of the following services offered by the Dunwoody Parks and Recreation Department? Excellent, good, poor, or very poor?

Availability of parks

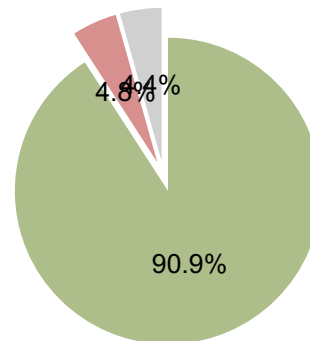
Among those who said good [NET]



Among those who said poor [NET]

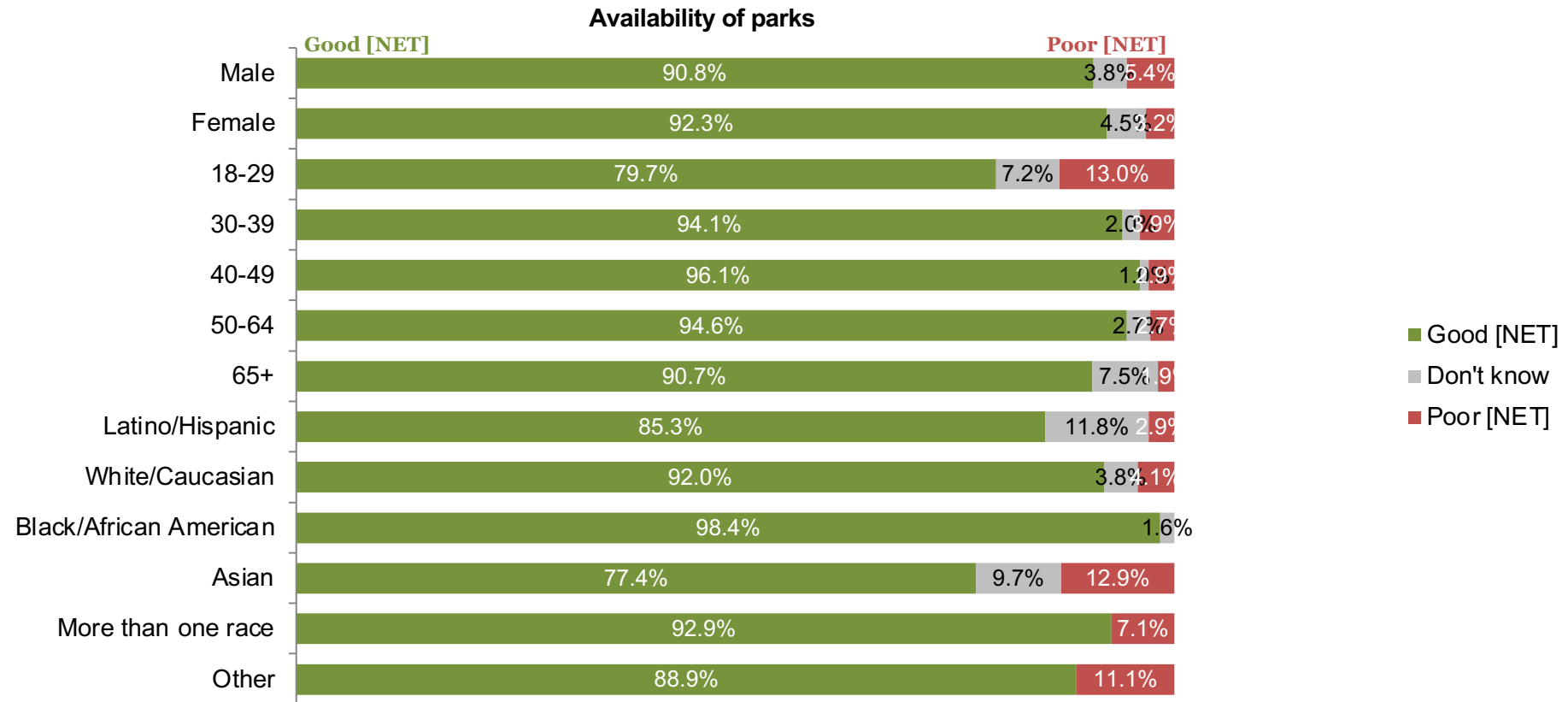


Total



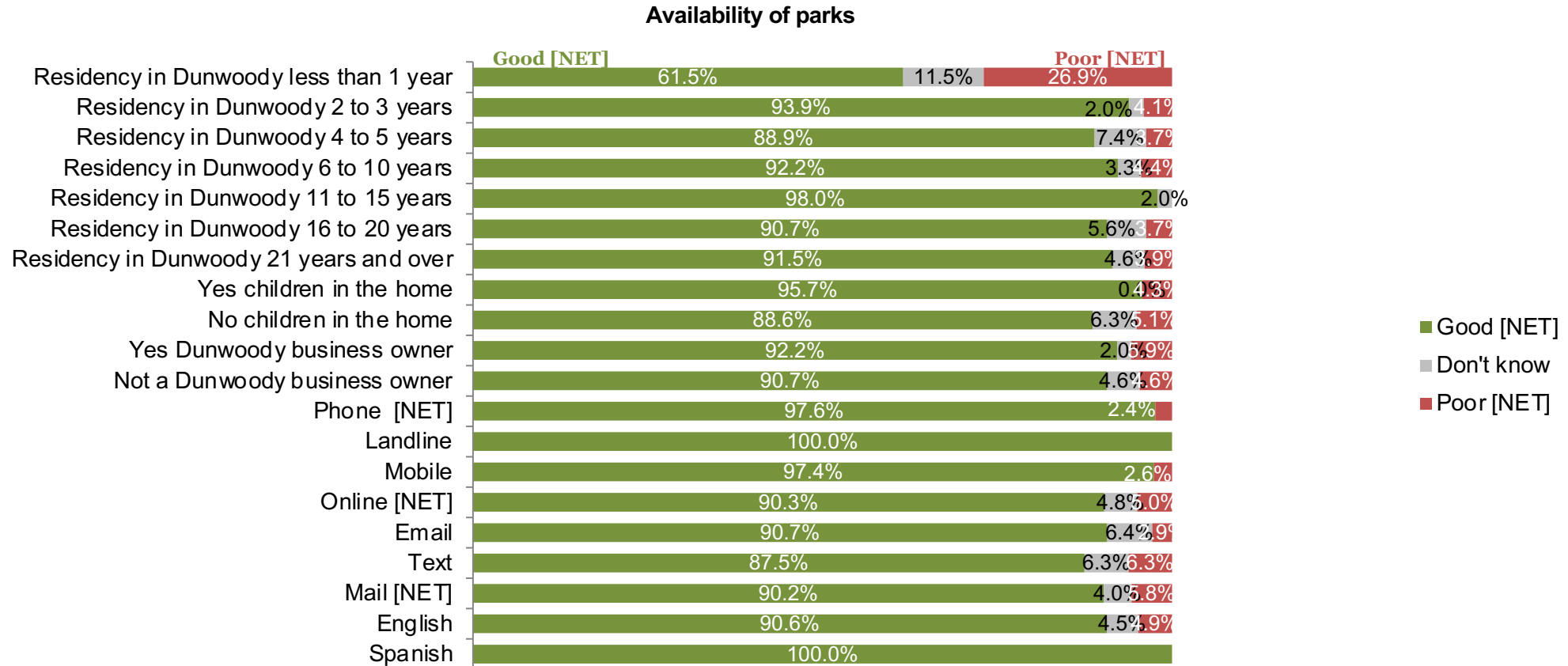
Results by gender, age, and ethnicity

Question 30: How would you rate each of the following services offered by the Dunwoody Parks and Recreation Department? Excellent, good, poor, or very poor?



Results by length of residency, children in home, business ownership, and mode of survey

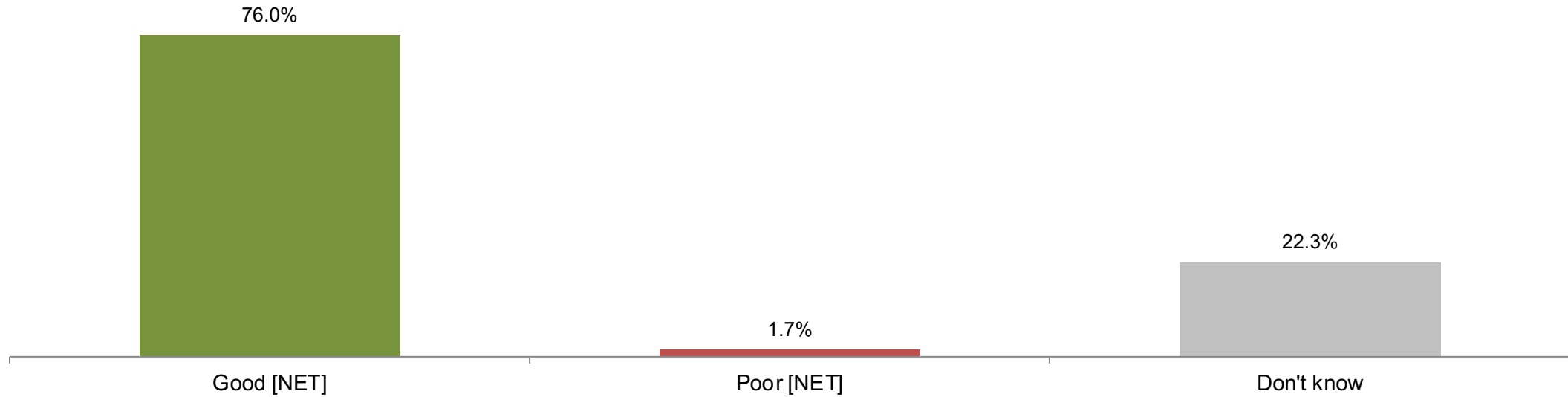
Question 30: How would you rate each of the following services offered by the Dunwoody Parks and Recreation Department? Excellent, good, poor, or very poor?



76% say quality of playgrounds as good or excellent

Question 31: How would you rate each of the following services offered by the Dunwoody Parks and Recreation Department? Excellent, good, poor, or very poor?

Quality of Playgrounds

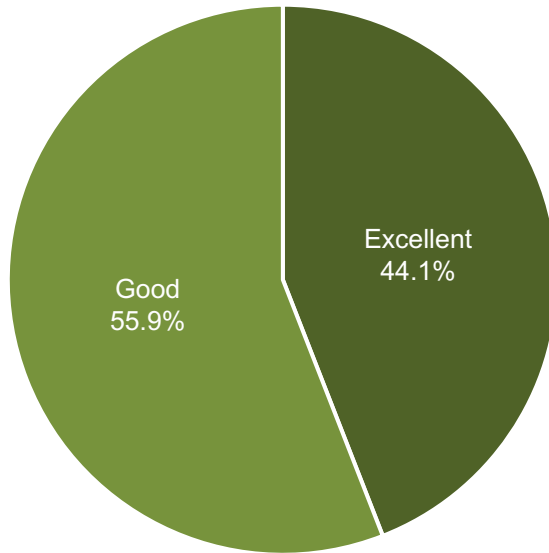


Among those who said quality of playgrounds is good, 44% said they are excellent

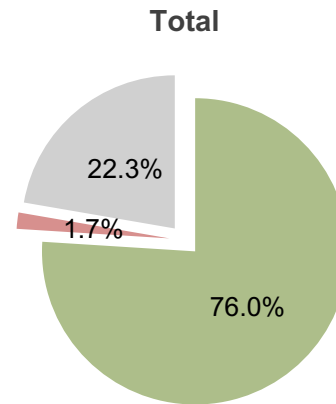
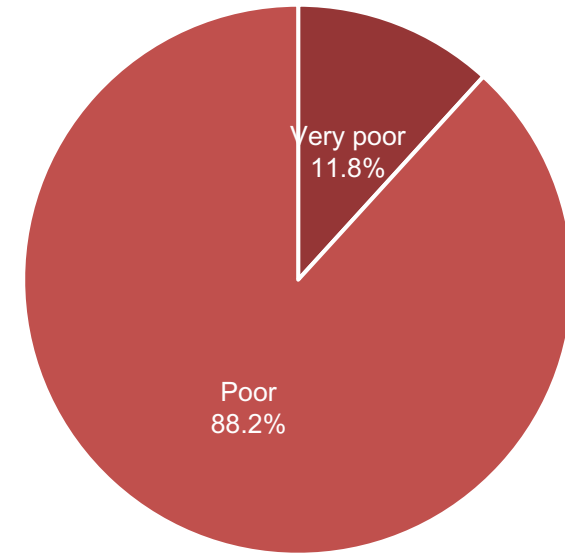
Question 31: How would you rate each of the following services offered by the Dunwoody Parks and Recreation Department? Excellent, good, poor, or very poor?

Quality of Playgrounds

Among those who said good [NET]

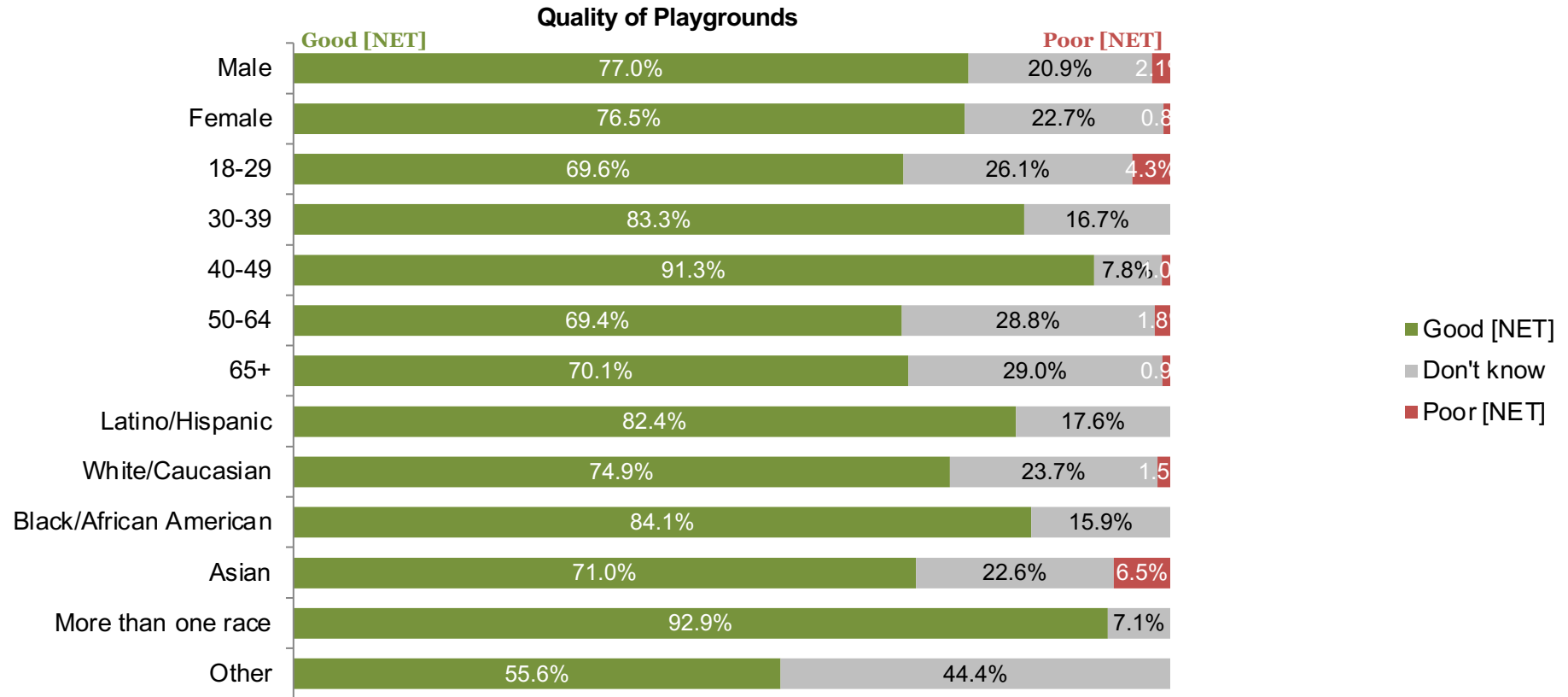


Among those who said poor [NET]



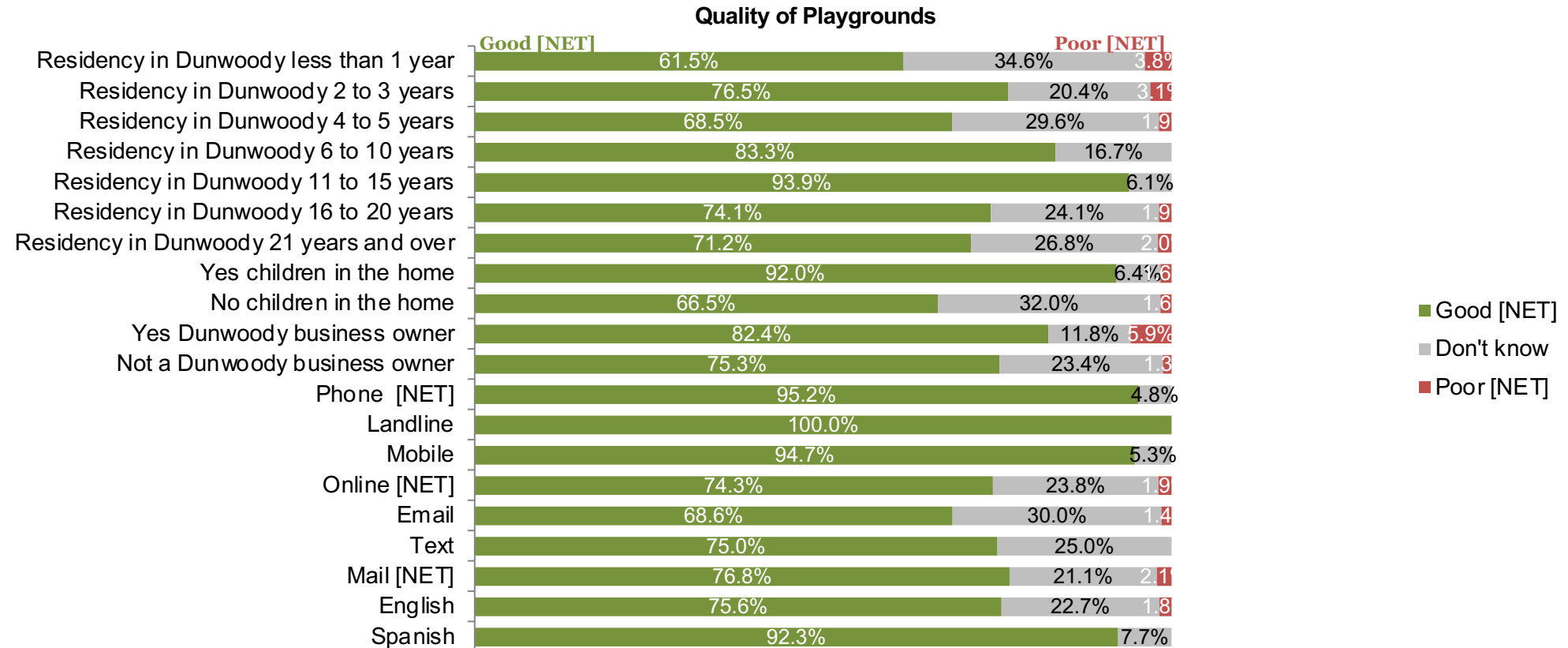
Results by gender, age, and ethnicity

Question 31: How would you rate each of the following services offered by the Dunwoody Parks and Recreation Department? Excellent, good, poor, or very poor?



Results by length of residency, children in home, business ownership, and mode of survey

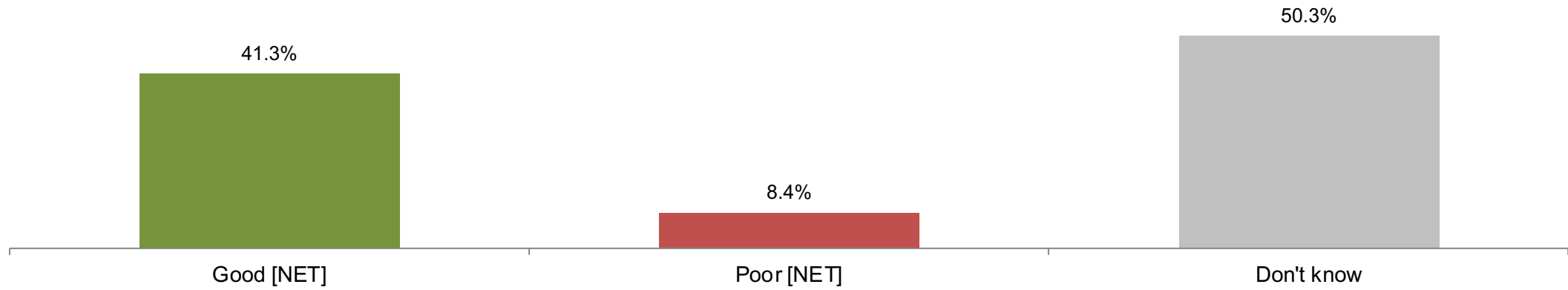
Question 31: How would you rate each of the following services offered by the Dunwoody Parks and Recreation Department? Excellent, good, poor, or very poor?



50% are unsure about athletic programs in Dunwoody, 41% say they are good or excellent

Question 32: How would you rate each of the following services offered by the Dunwoody Parks and Recreation Department? Excellent, good, poor, or very poor?

Athletic Programs

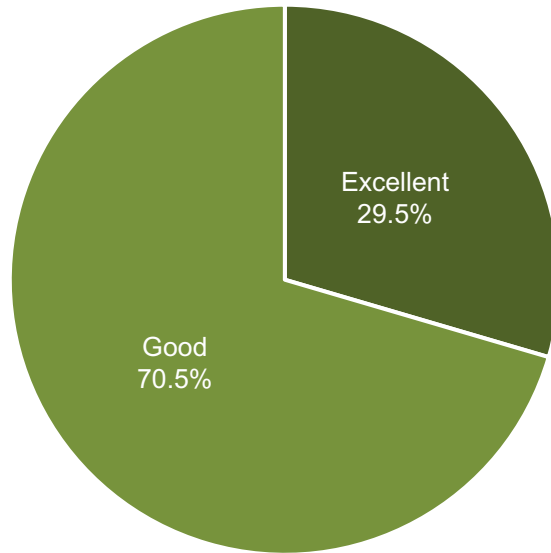


Among those who said that Athletic programs were good, 30% said excellent

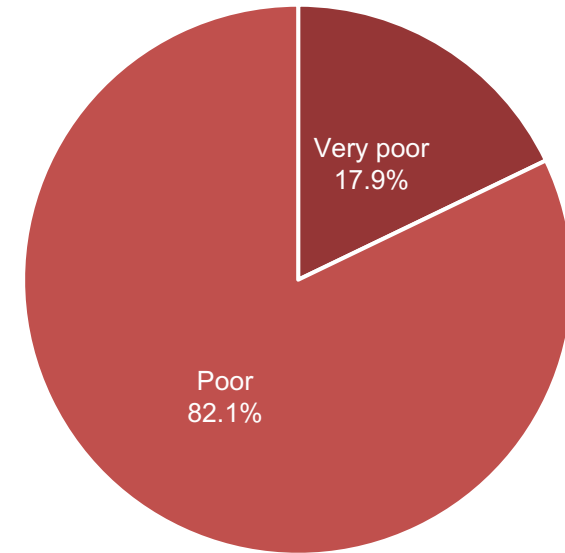
Question 32: How would you rate each of the following services offered by the Dunwoody Parks and Recreation Department? Excellent, good, poor, or very poor?

Athletic Programs

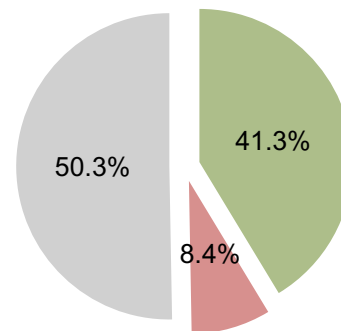
Among those who said good [NET]



Among those who said poor [NET]

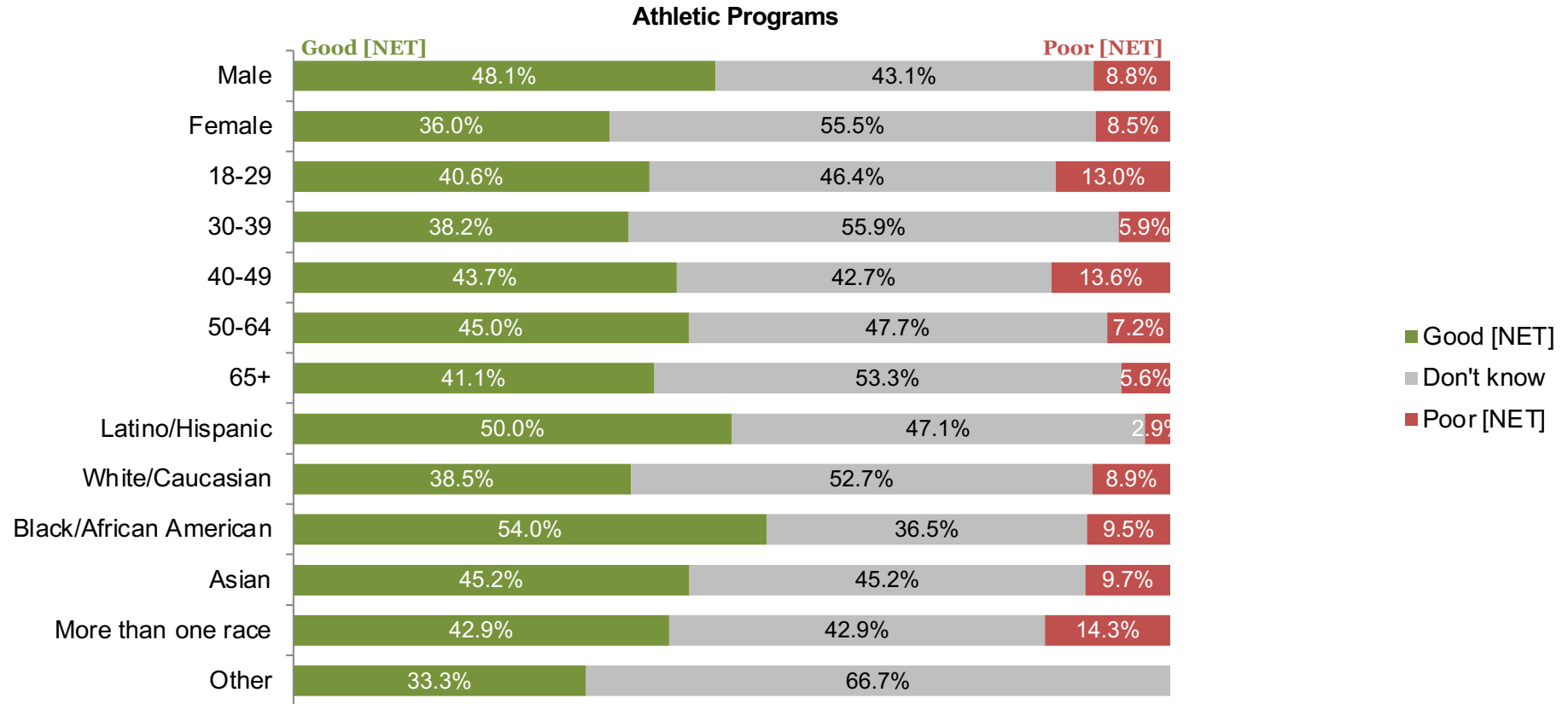


Total



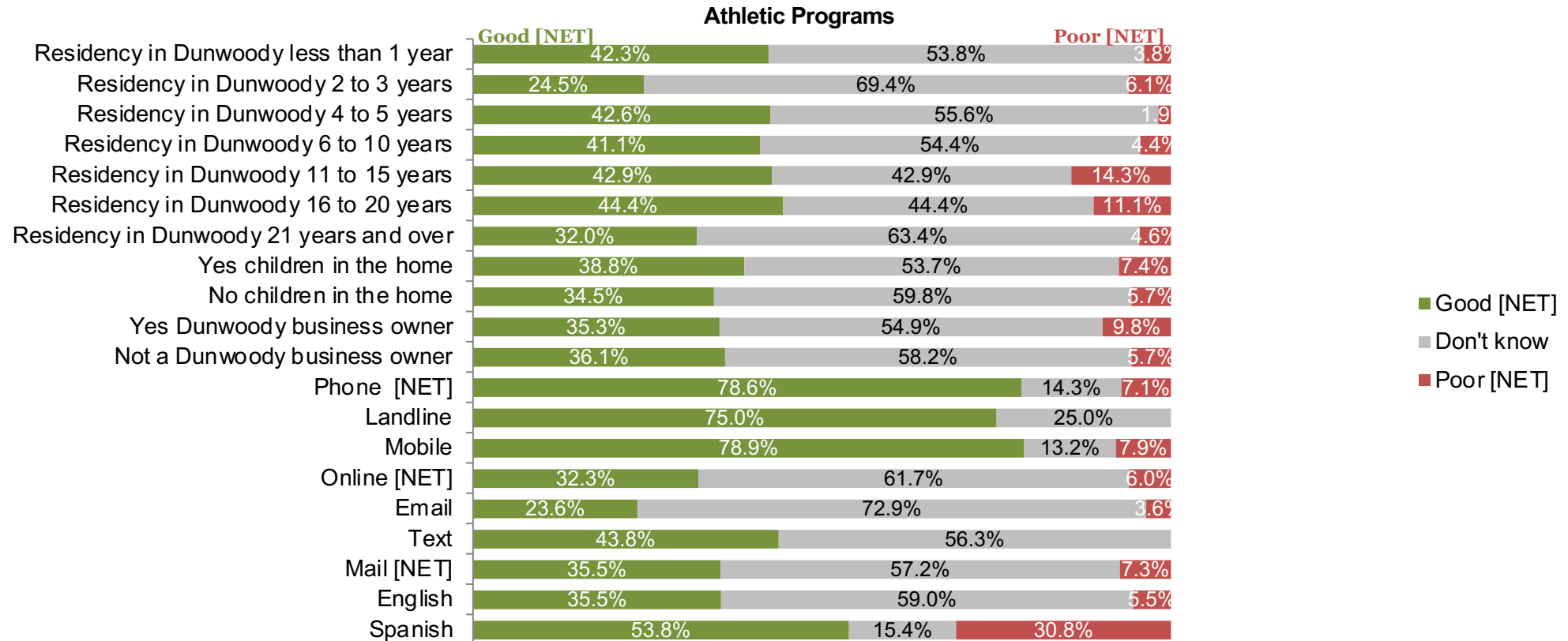
Results by gender, age, and ethnicity

Question 32: How would you rate each of the following services offered by the Dunwoody Parks and Recreation Department? Excellent, good, poor, or very poor?



Results by length of residency, children in home, business ownership, and mode of survey

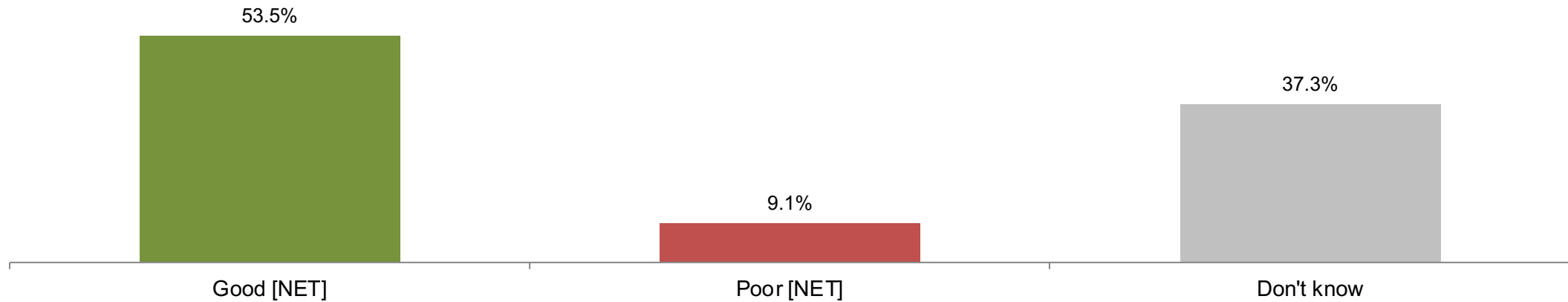
Question 33: How would you rate each of the following services offered by the Dunwoody Parks and Recreation Department? Excellent, good, poor, or very poor?



54% say community gardens in Dunwoody are good or excellent

Question 34: How would you rate each of the following services offered by the Dunwoody Parks and Recreation Department? Excellent, good, poor, or very poor?

Community Gardens

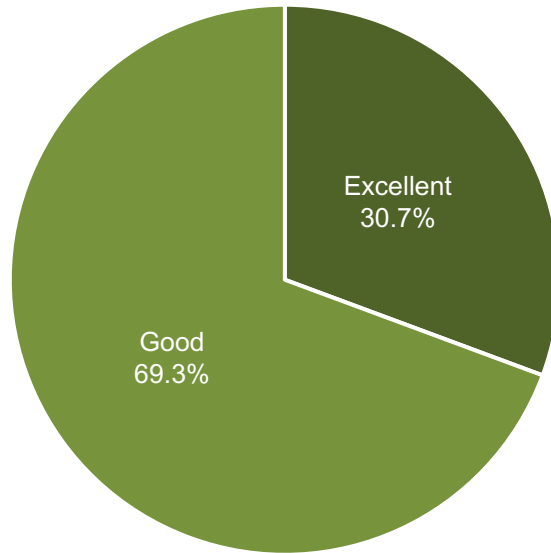


Among those who said Community Gardens are good, 31% said excellent

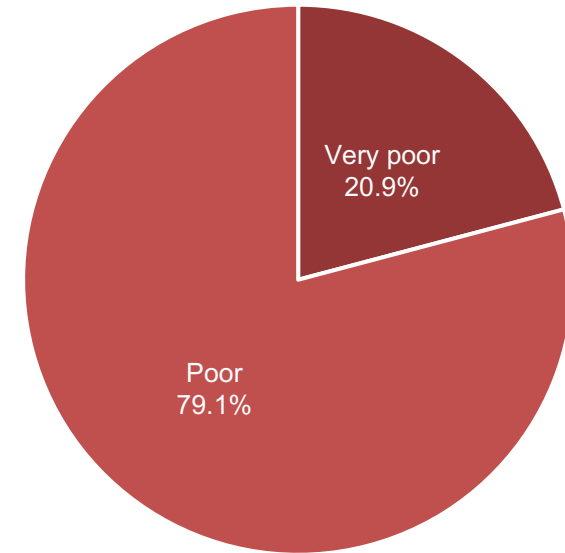
Question 33: How would you rate each of the following services offered by the Dunwoody Parks and Recreation Department? Excellent, good, poor, or very poor?

Community Gardens

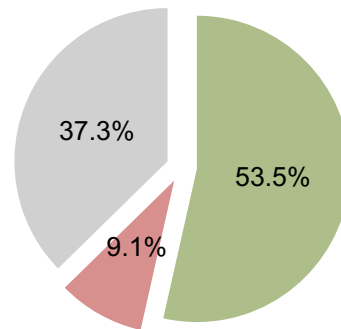
Among those who said good [NET]



Among those who said poor [NET]

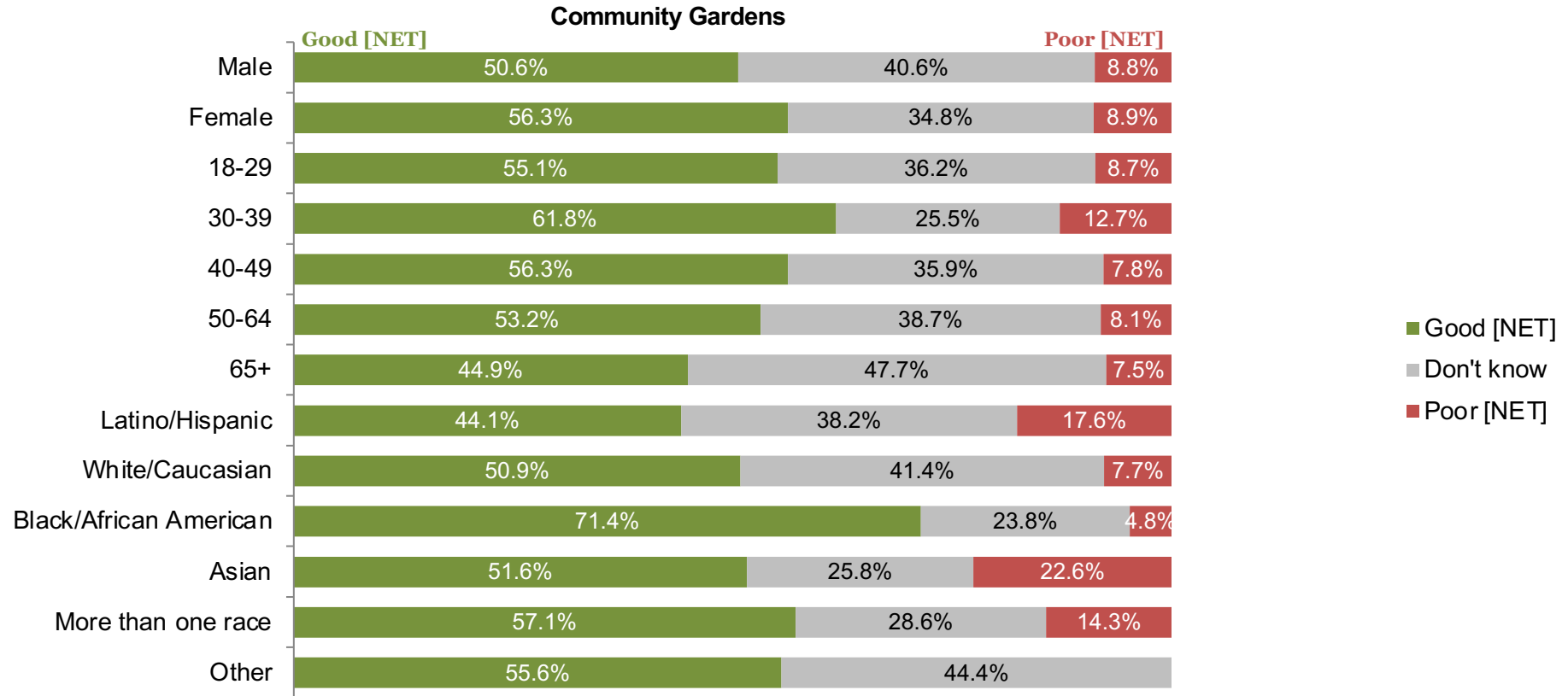


Total



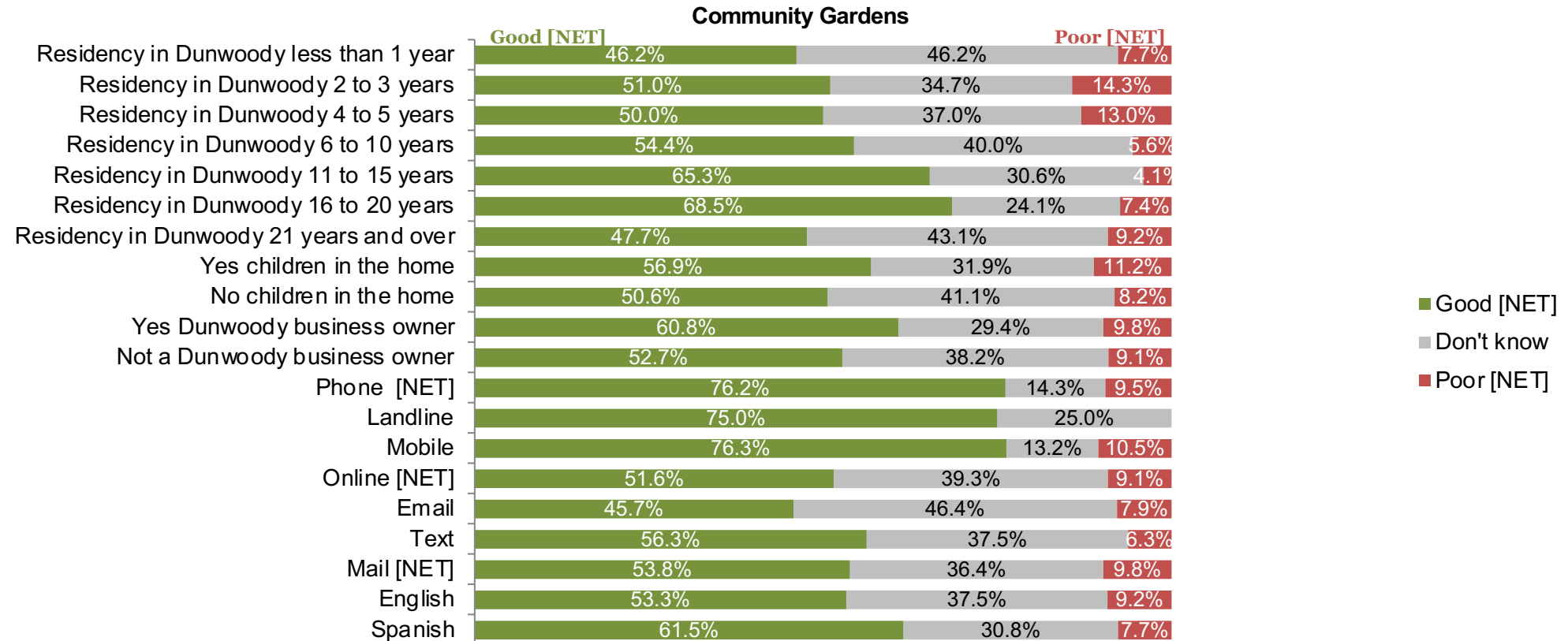
Results by gender, age, and ethnicity

Question 34: How would you rate each of the following services offered by the Dunwoody Parks and Recreation Department? Excellent, good, poor, or very poor?



Results by length of residency, children in home, business ownership, and mode of survey

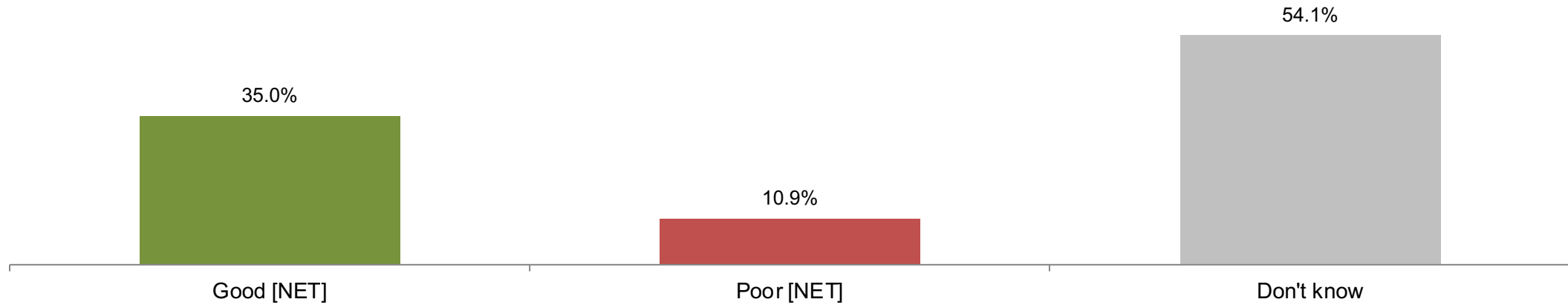
Question 34: How would you rate each of the following services offered by the Dunwoody Parks and Recreation Department? Excellent, good, poor, or very poor?



35% say that youth offerings in Dunwoody are good or excellent

Question 35: How would you rate each of the following services offered by the Dunwoody Parks and Recreation Department? Excellent, good, poor, or very poor?

Youth Offerings

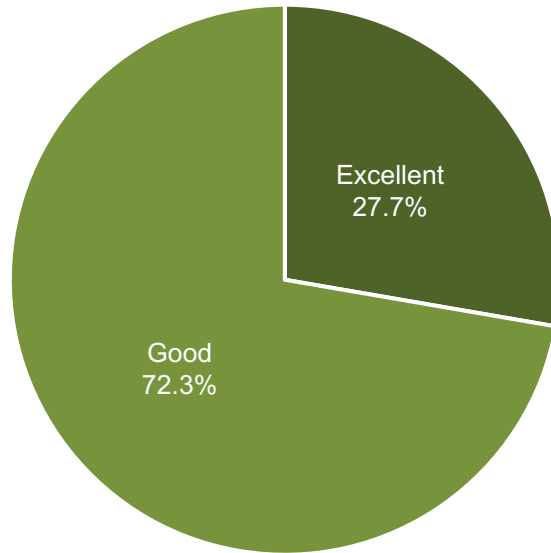


Among those who said that Youth Offerings were good, 28% said excellent

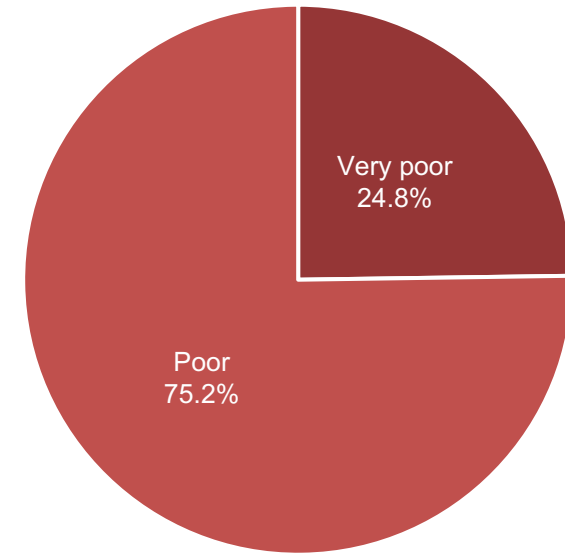
Question 35: How would you rate each of the following services offered by the Dunwoody Parks and Recreation Department? Excellent, good, poor, or very poor?

Youth Offerings

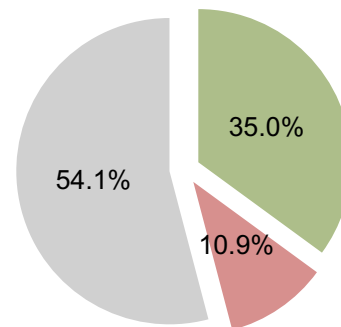
Among those who said good [NET]



Among those who said poor [NET]

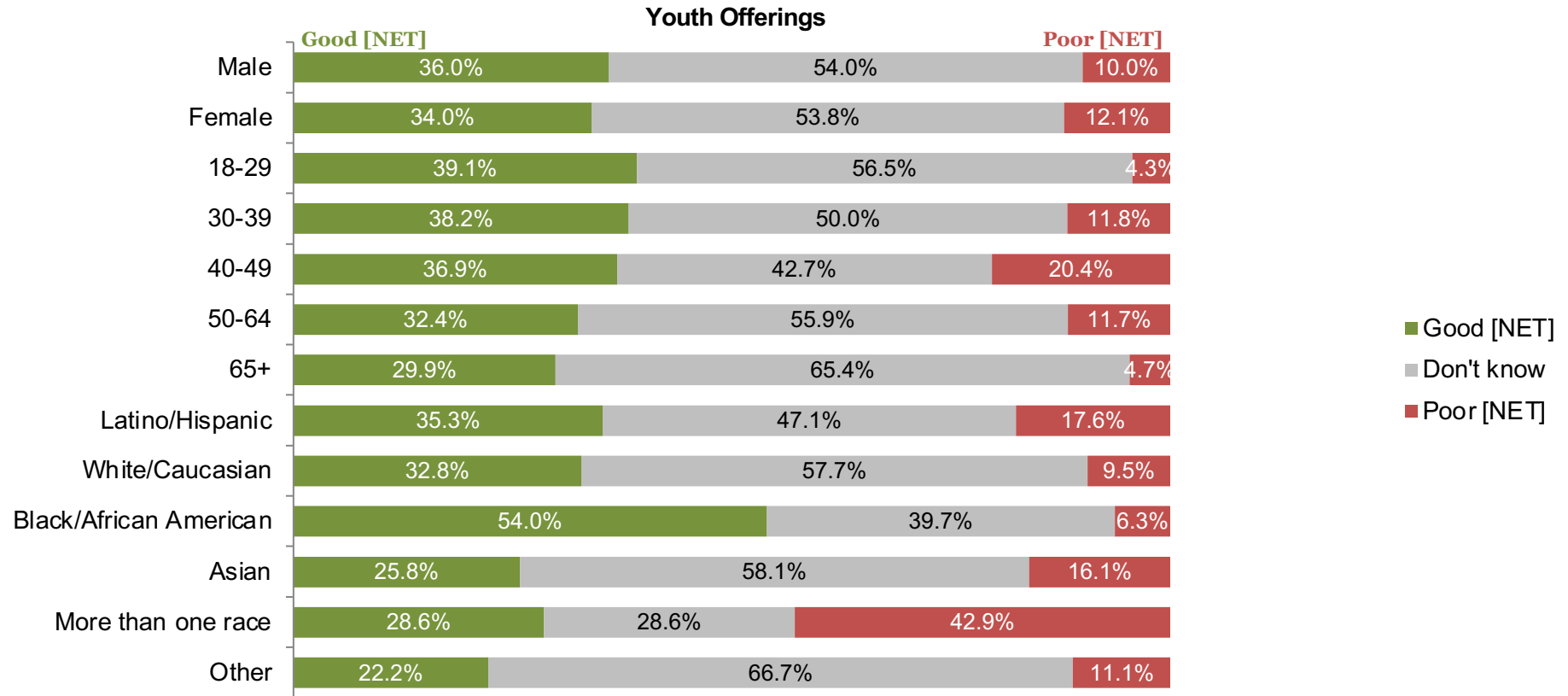


Total



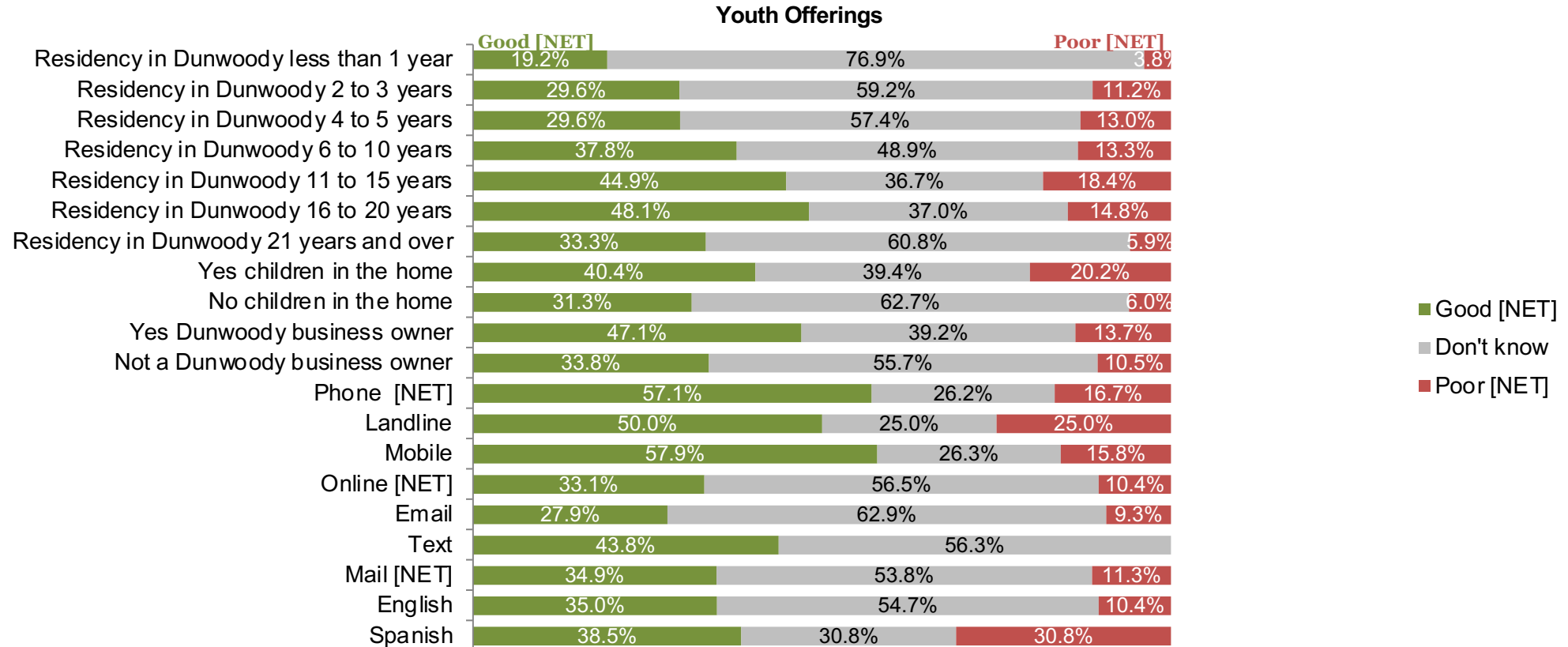
Results by gender, age, and ethnicity

Question 35: How would you rate each of the following services offered by the Dunwoody Parks and Recreation Department? Excellent, good, poor, or very poor?



Results by length of residency, children in home, business ownership, and mode of survey

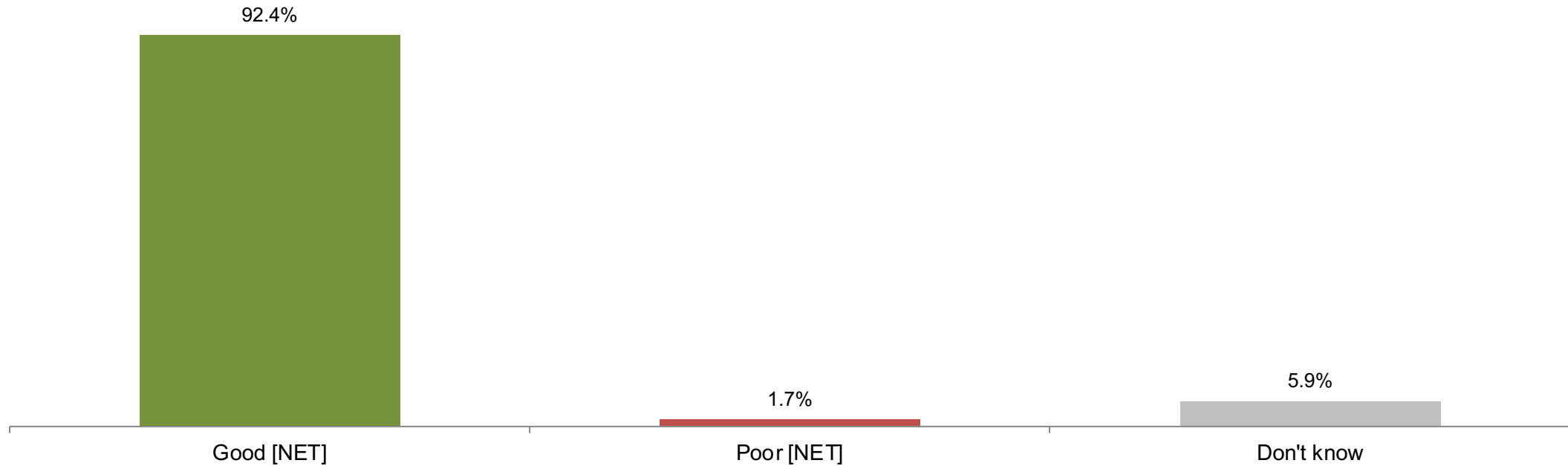
Question 35: How would you rate each of the following services offered by the Dunwoody Parks and Recreation Department? Excellent, good, poor, or very poor?



92% say the overall quality of Dunwoody parks is good or excellent

Question 36: How would you rate each of the following services offered by the Dunwoody Parks and Recreation Department? Excellent, good, poor, or very poor?

Overall quality of Dunwoody parks

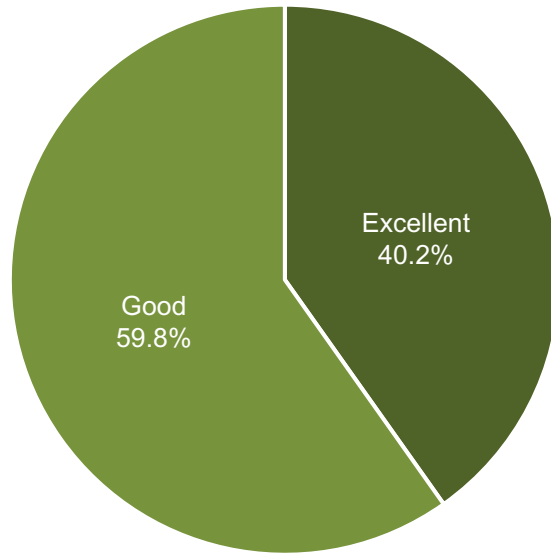


Among those who said the overall quality of Dunwoody parks was good, 40% said excellent

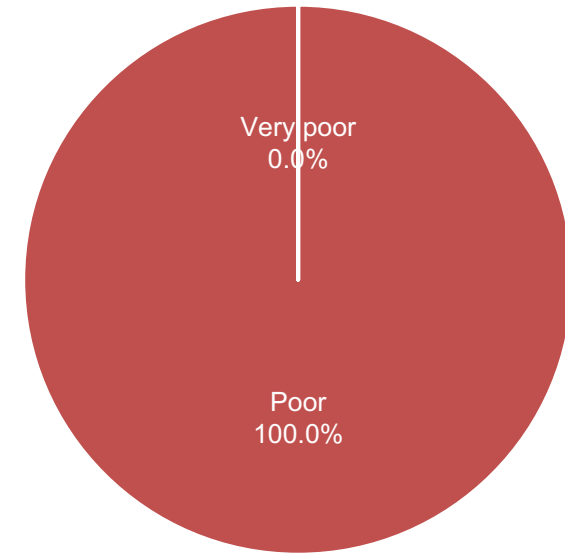
Question 36: How would you rate each of the following services offered by the Dunwoody Parks and Recreation Department? Excellent, good, poor, or very poor?

Overall quality of Dunwoody parks

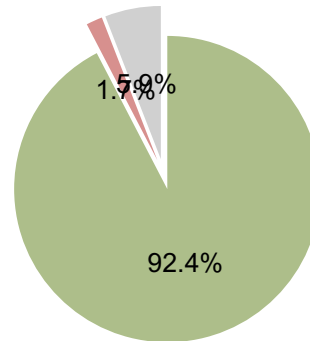
Among those who said good [NET]



Among those who said poor [NET]

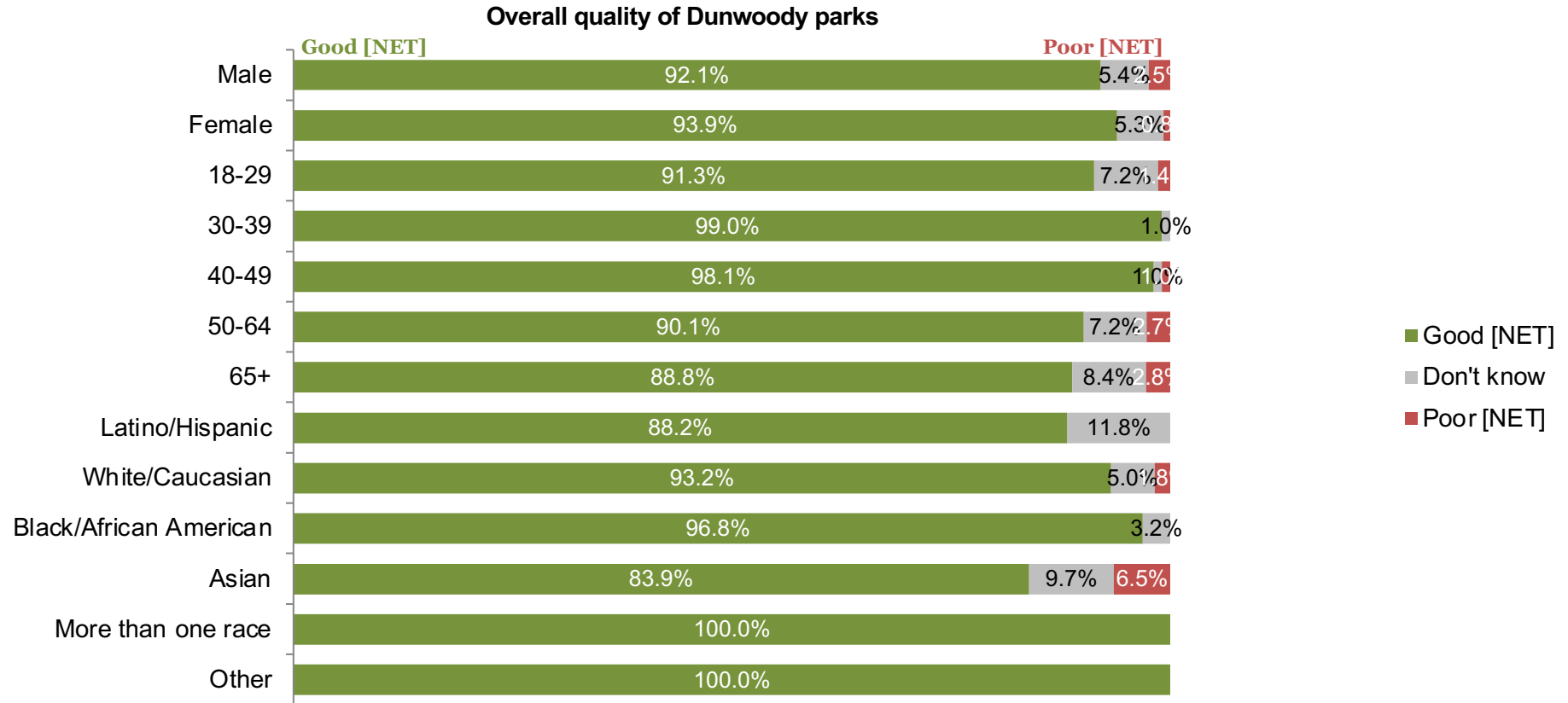


Total



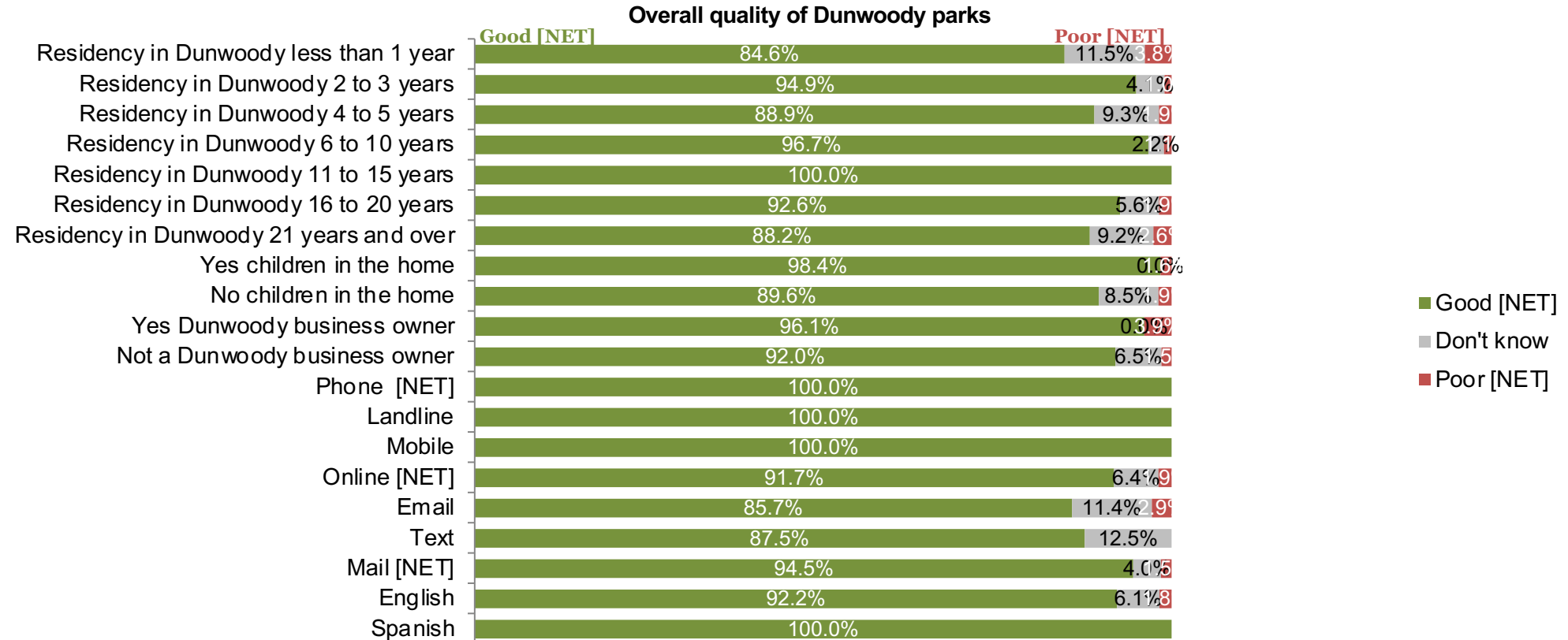
Results by gender, age, and ethnicity

Question 36: How would you rate each of the following services offered by the Dunwoody Parks and Recreation Department? Excellent, good, poor, or very poor?



Results by length of residency, children in home, business ownership, and mode of survey

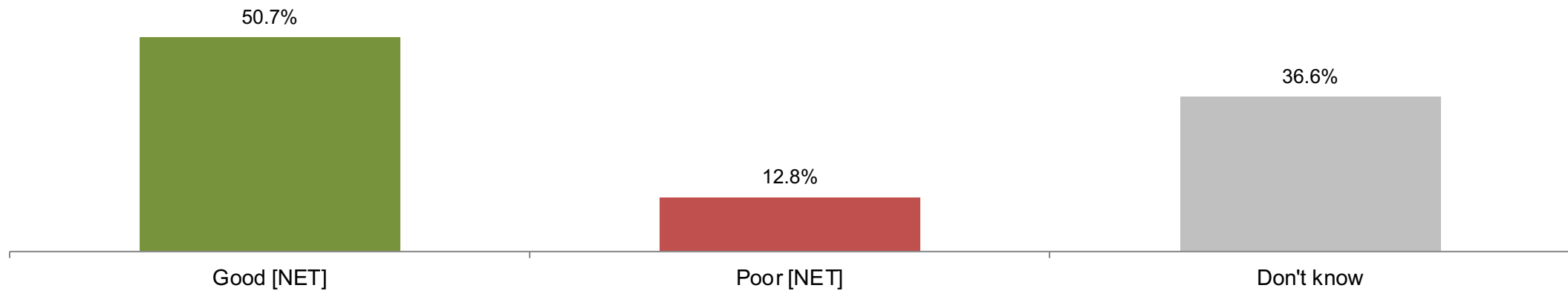
Question 36: How would you rate each of the following services offered by the Dunwoody Parks and Recreation Department? Excellent, good, poor, or very poor?



51% say that the water river feature at Brook Run Park is good or excellent

Question 37: How would you rate each of the following services offered by the Dunwoody Parks and Recreation Department? Excellent, good, poor, or very poor?

Water river feature at Brook Run Park

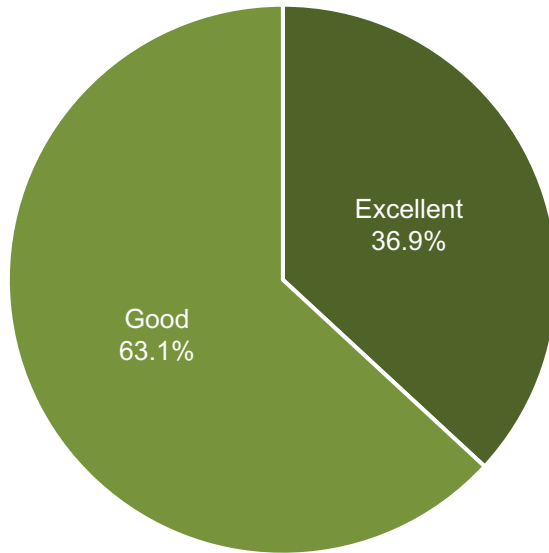


Among those who said the water river feature at Brook Run Park is good, 37% said excellent

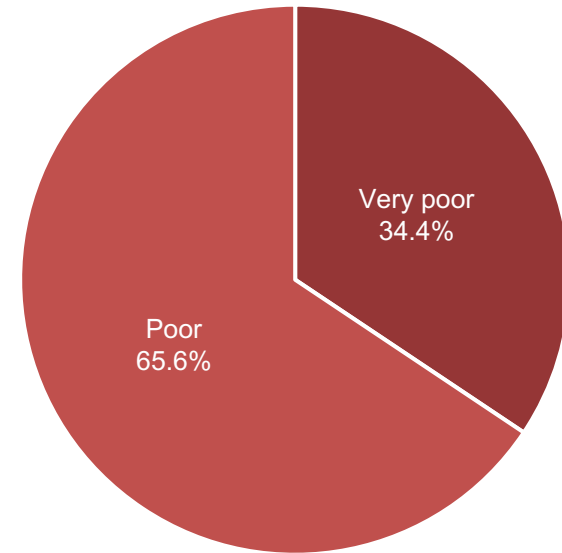
Question 37: How would you rate each of the following services offered by the Dunwoody Parks and Recreation Department? Excellent, good, poor, or very poor?

Water river feature at Brook Run Park

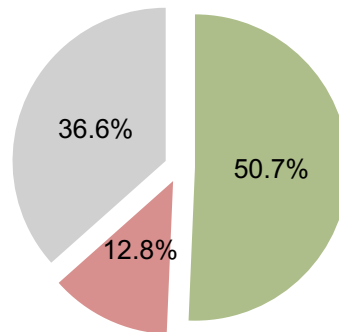
Among those who said good [NET]



Among those who said poor [NET]

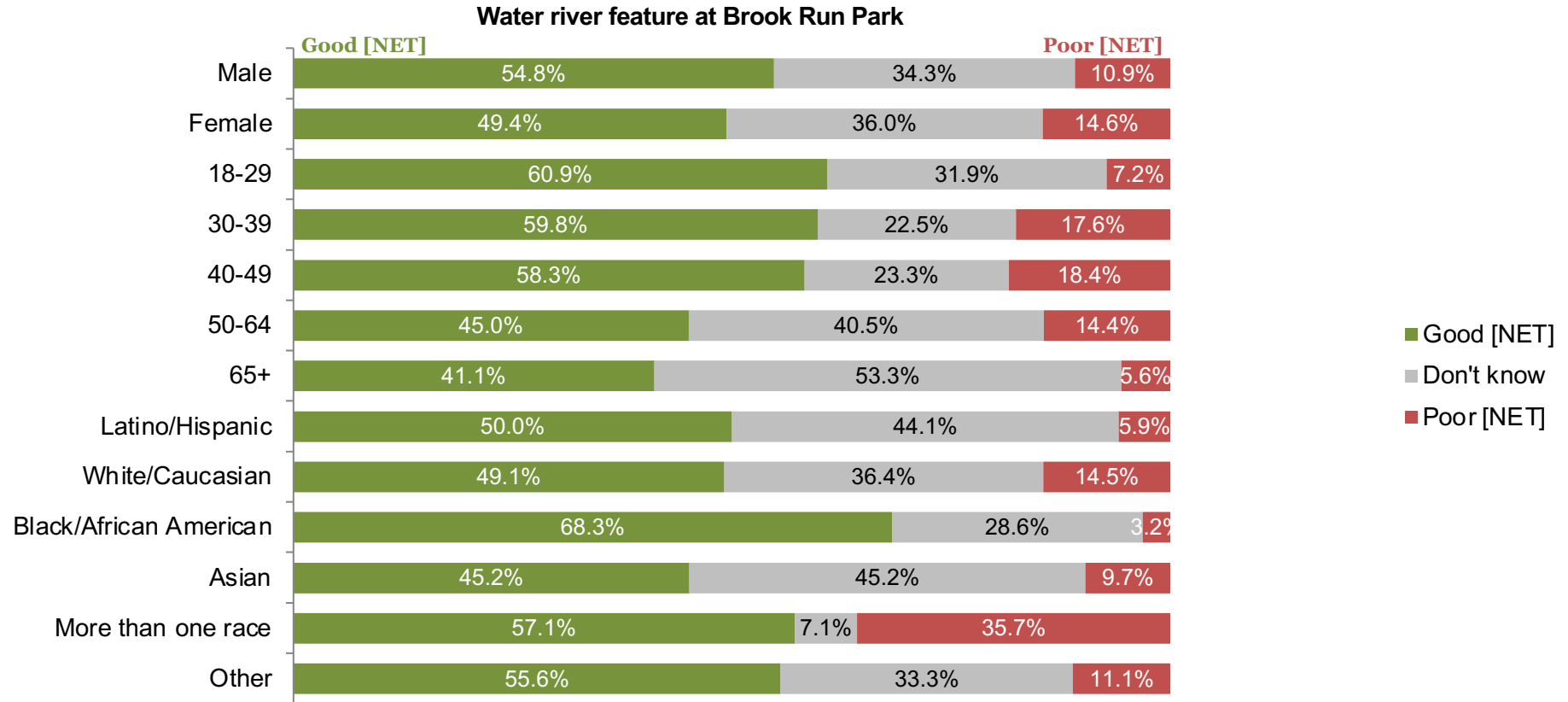


Total



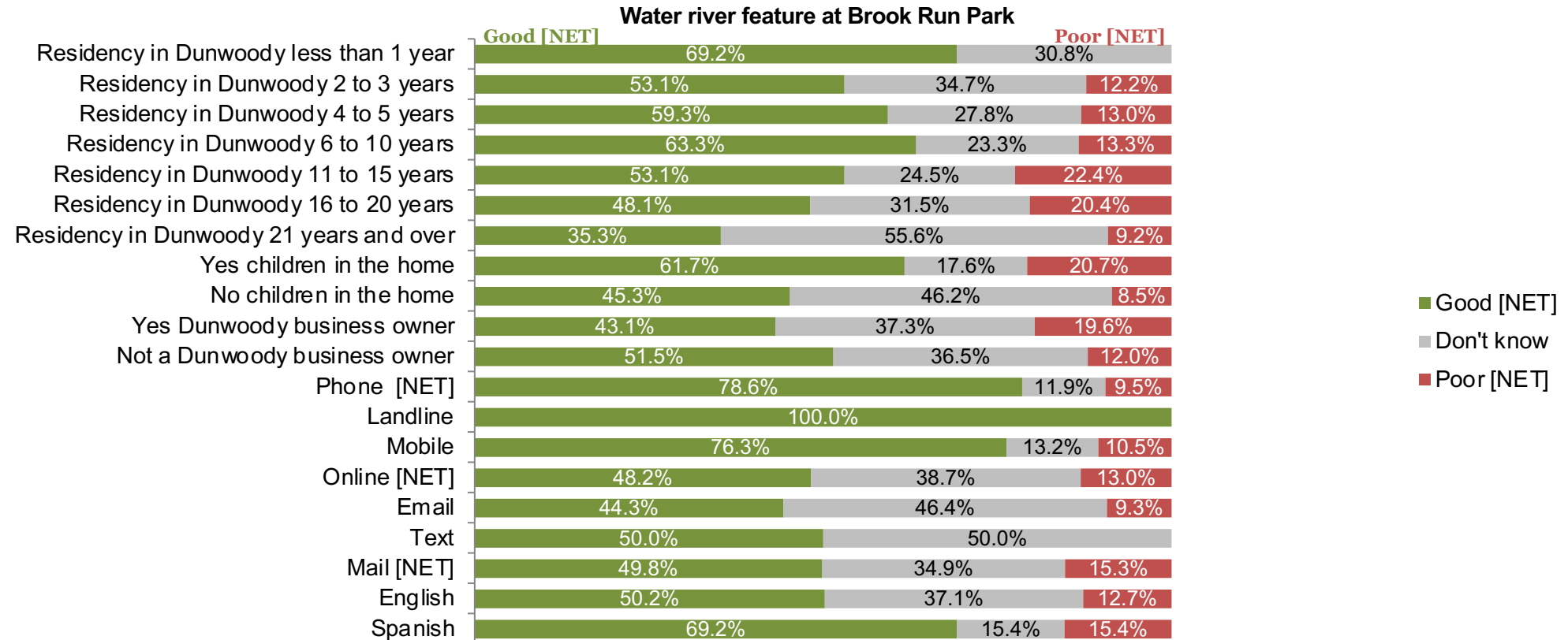
Results by gender, age, and ethnicity

Question 37: How would you rate each of the following services offered by the Dunwoody Parks and Recreation Department? Excellent, good, poor, or very poor?



Results by length of residency, children in home, business ownership, and mode of survey

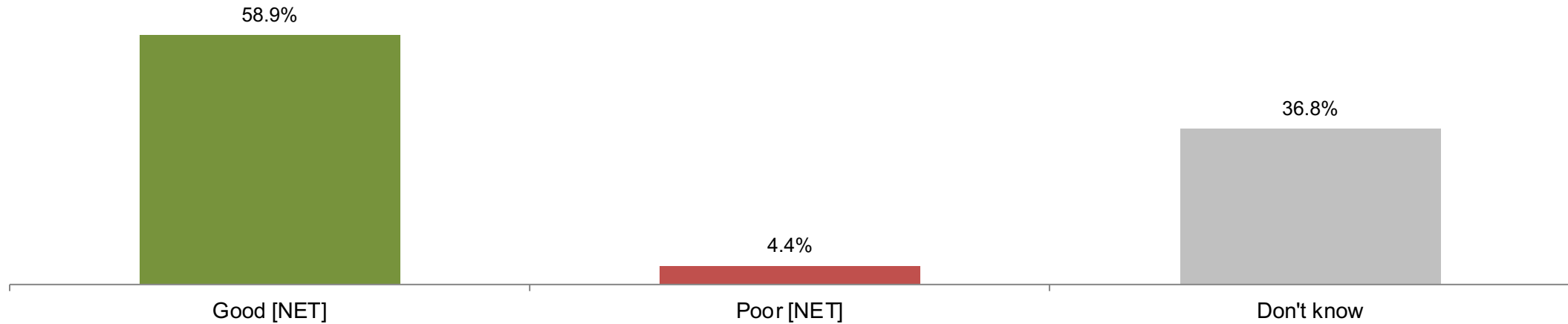
Question 37: How would you rate each of the following services offered by the Dunwoody Parks and Recreation Department? Excellent, good, poor, or very poor?



59% say that Dunwoody Baseball/Softball fields are good or excellent

Question 38: How would you rate each of the following services offered by the Dunwoody Parks and Recreation Department? Excellent, good, poor, or very poor?

Baseball/Softball Fields

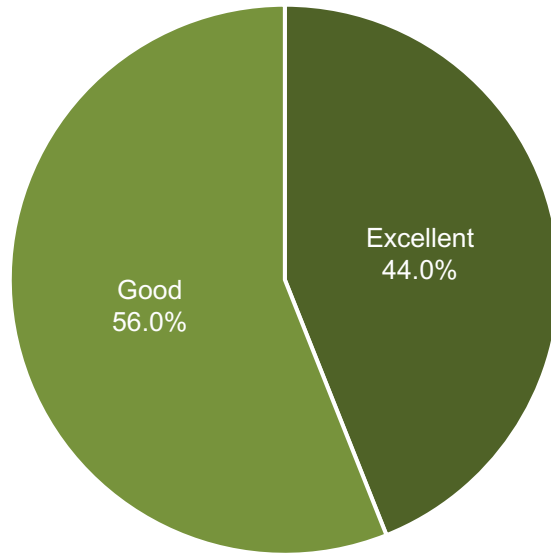


Among those who said the baseball/softball fields are good, 44% said excellent

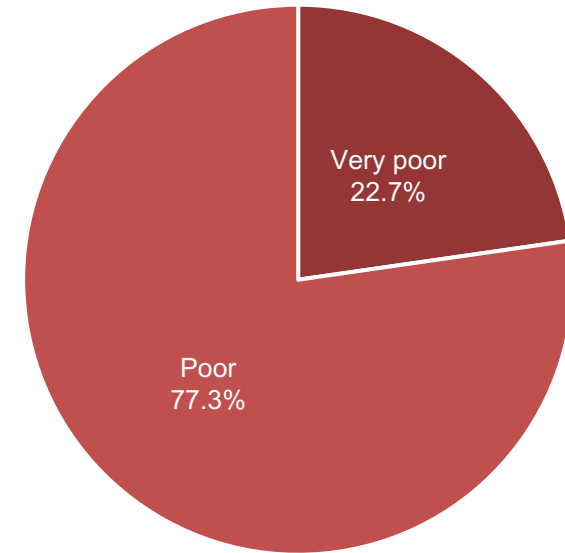
Question 38: How would you rate each of the following services offered by the Dunwoody Parks and Recreation Department? Excellent, good, poor, or very poor?

Baseball/Softball Fields

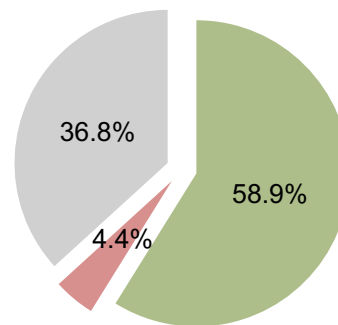
Among those who said good [NET]



Among those who said poor [NET]

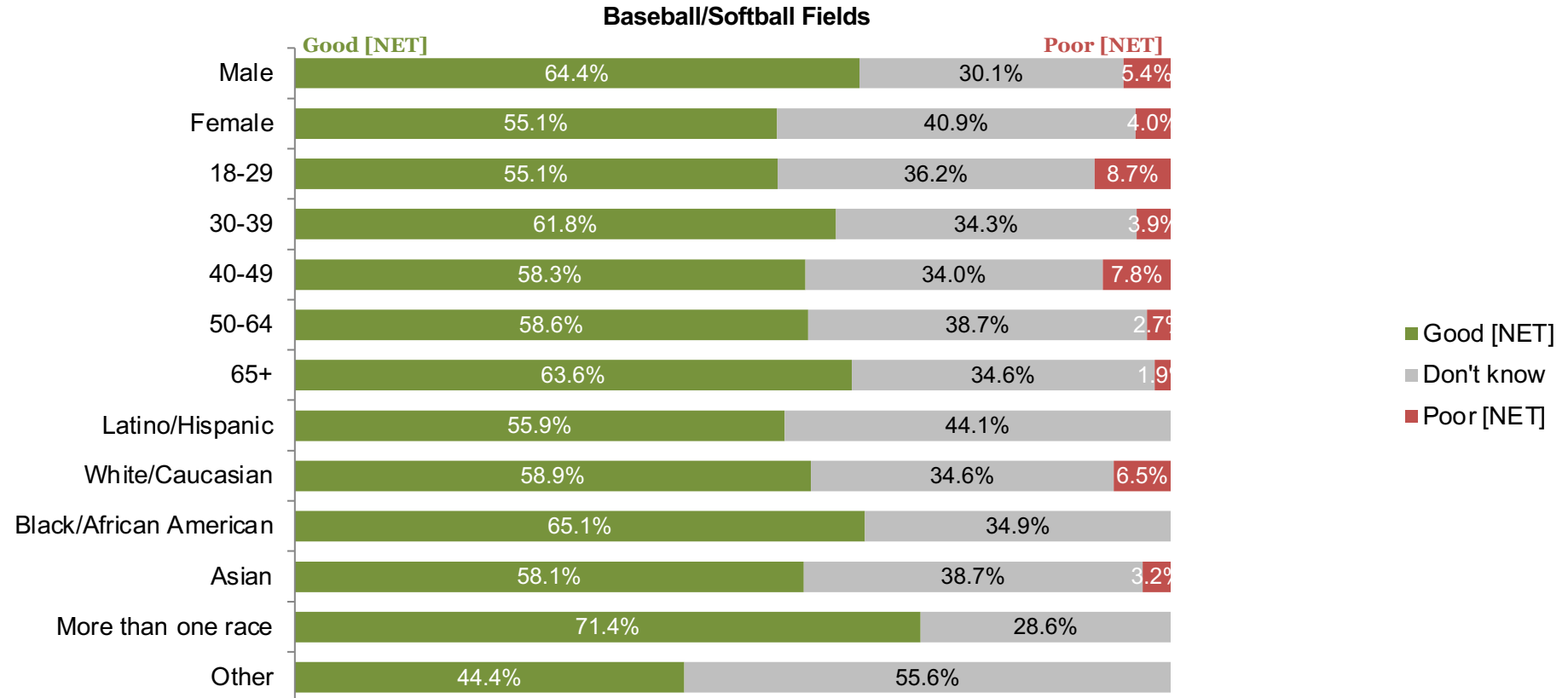


Total



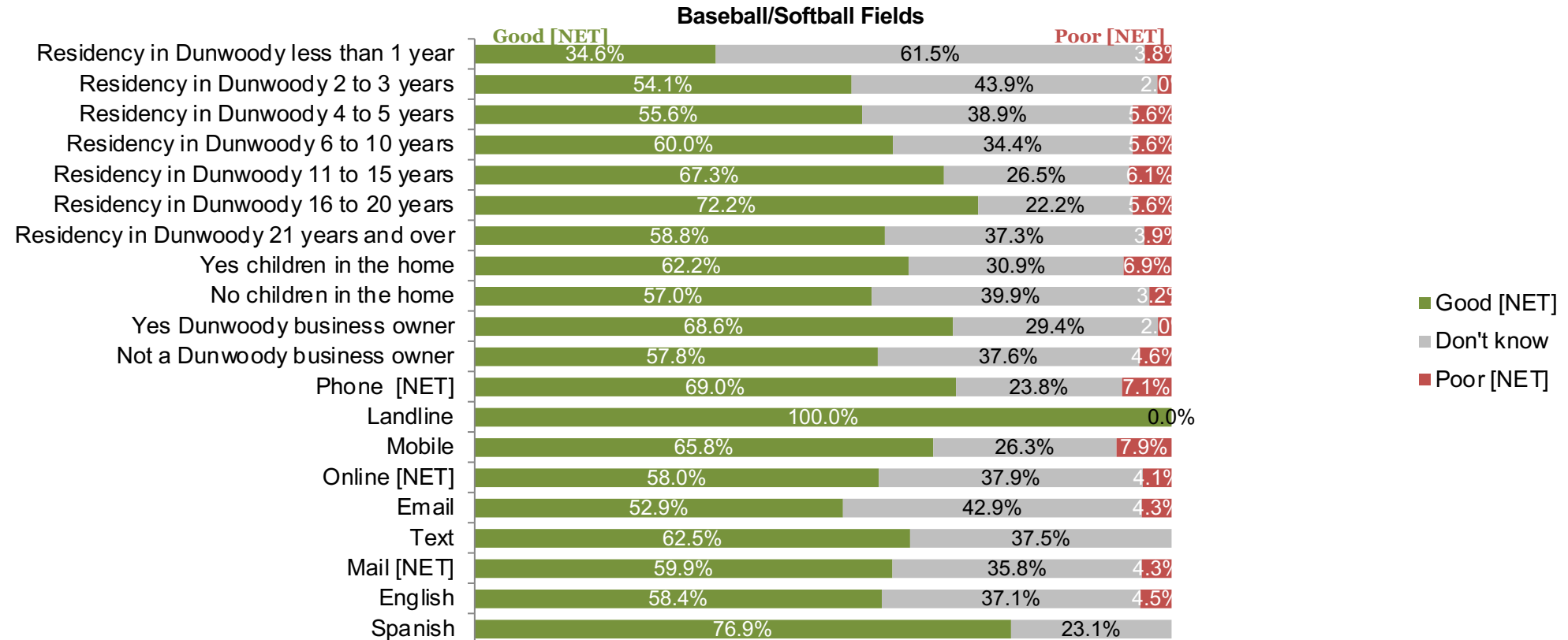
Results by gender, age, and ethnicity

Question 38: How would you rate each of the following services offered by the Dunwoody Parks and Recreation Department? Excellent, good, poor, or very poor?



Results by length of residency, children in home, business ownership, and mode of survey

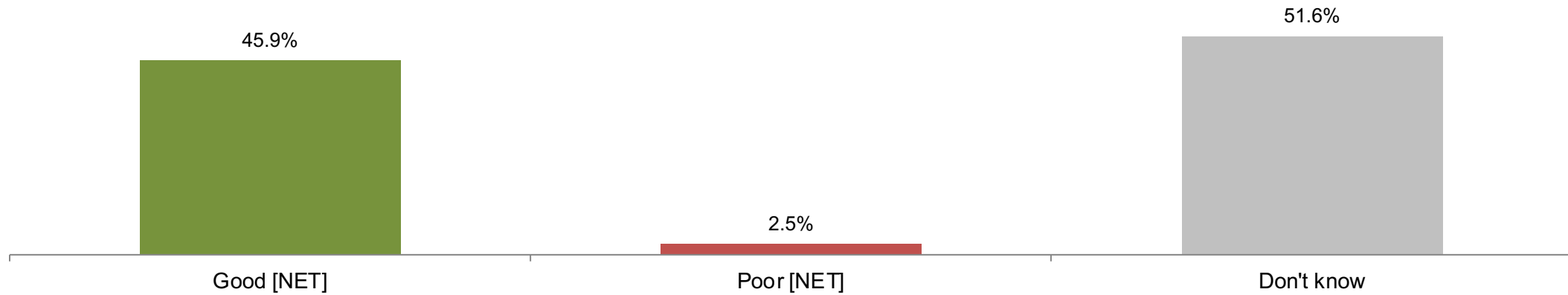
Question 38: How would you rate each of the following services offered by the Dunwoody Parks and Recreation Department? Excellent, good, poor, or very poor?



46% consider Tree Top Quest to be good or excellent

Question 39: How would you rate each of the following services offered by the Dunwoody Parks and Recreation Department? Excellent, good, poor, or very poor?

Tree Top Quest

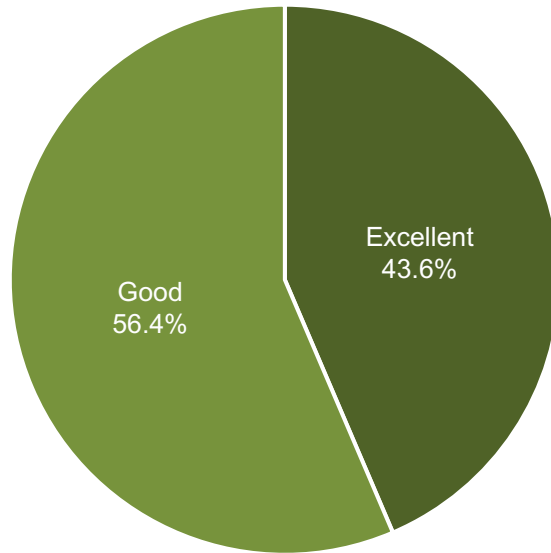


Among those who said Tree Top Quest is good, 44% said excellent

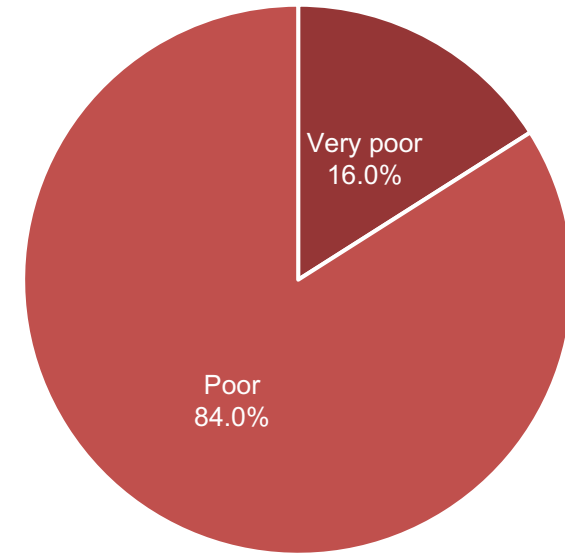
Question 39: How would you rate each of the following services offered by the Dunwoody Parks and Recreation Department? Excellent, good, poor, or very poor?

Tree Top Quest

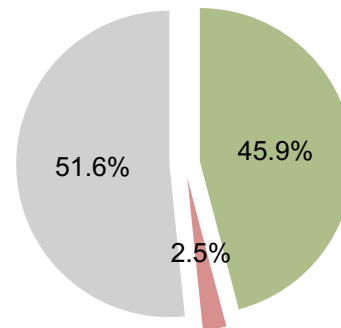
Among those who said good [NET]



Among those who said poor [NET]

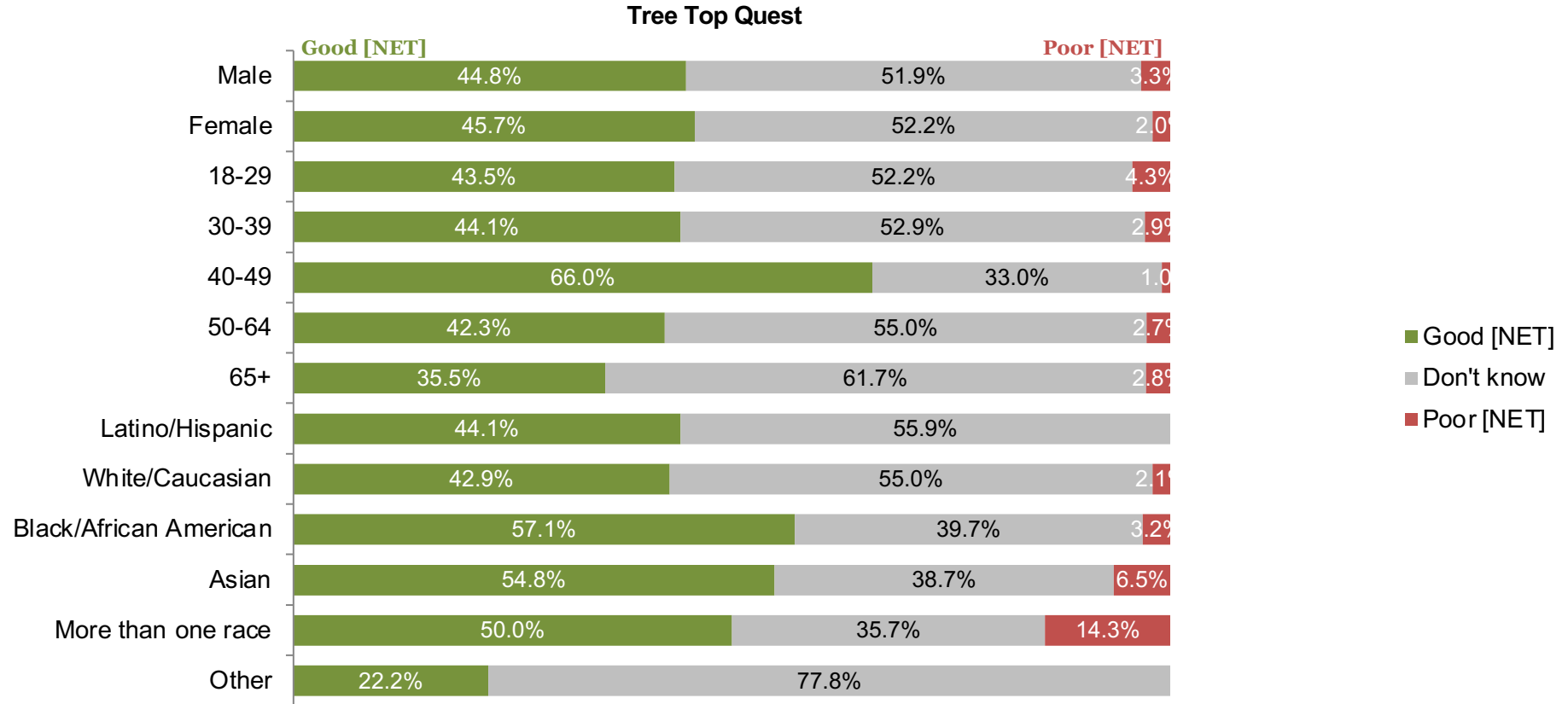


Total



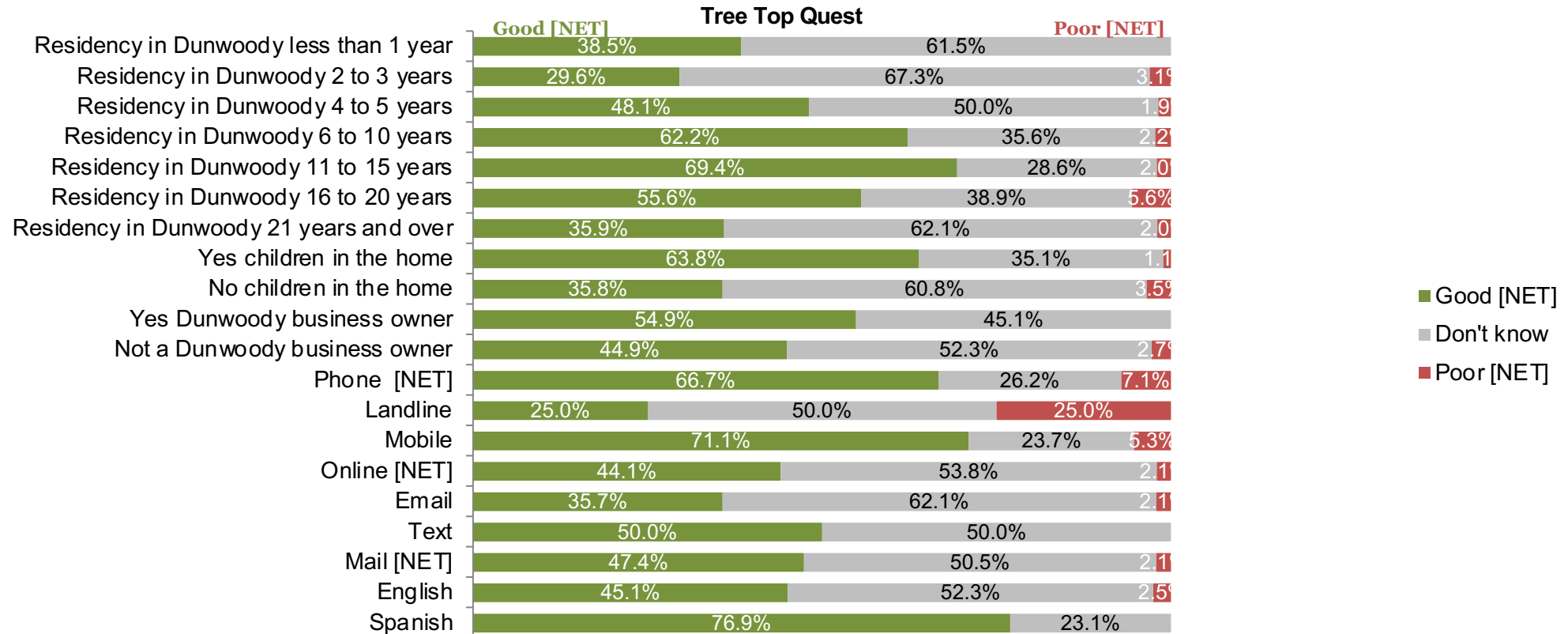
Results by gender, age, and ethnicity

Question 39: How would you rate each of the following services offered by the Dunwoody Parks and Recreation Department? Excellent, good, poor, or very poor?



Results by length of residency, children in home, business ownership, and mode of survey

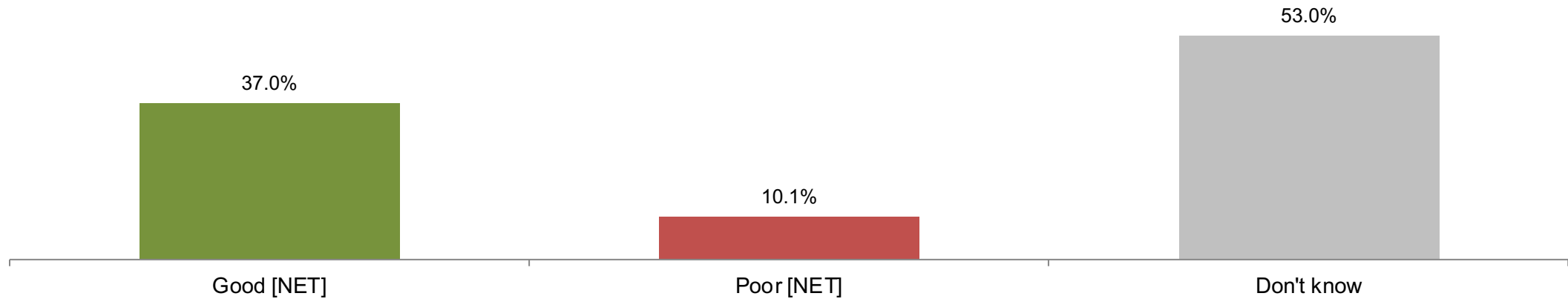
Question 39: How would you rate each of the following services offered by the Dunwoody Parks and Recreation Department? Excellent, good, poor, or very poor?



53% unsure about tennis courts, 37% say good or excellent

Question 40: How would you rate each of the following services offered by the Dunwoody Parks and Recreation Department? Excellent, good, poor, or very poor?

Tennis Courts

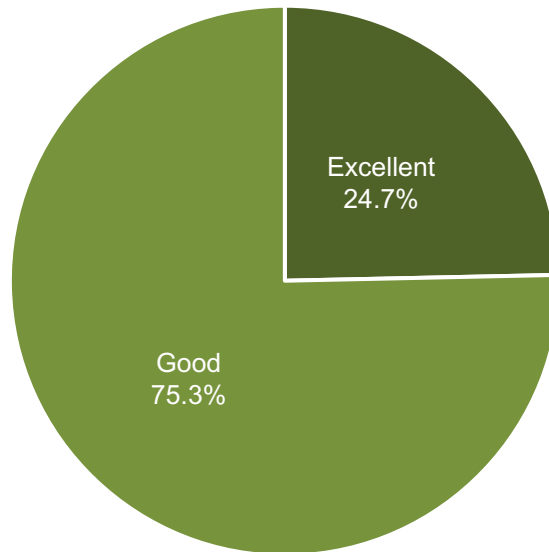


Among those who said tennis courts are good, 25% said excellent

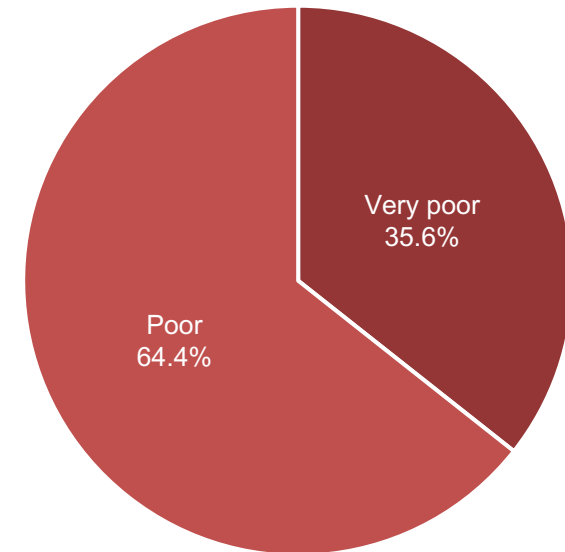
Question 40: How would you rate each of the following services offered by the Dunwoody Parks and Recreation Department? Excellent, good, poor, or very poor?

Tennis Courts

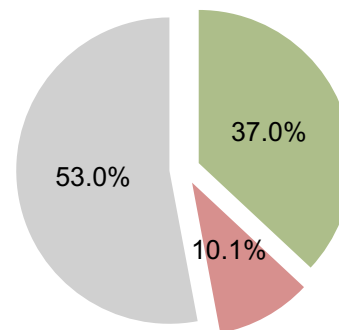
Among those who said good [NET]



Among those who said poor [NET]

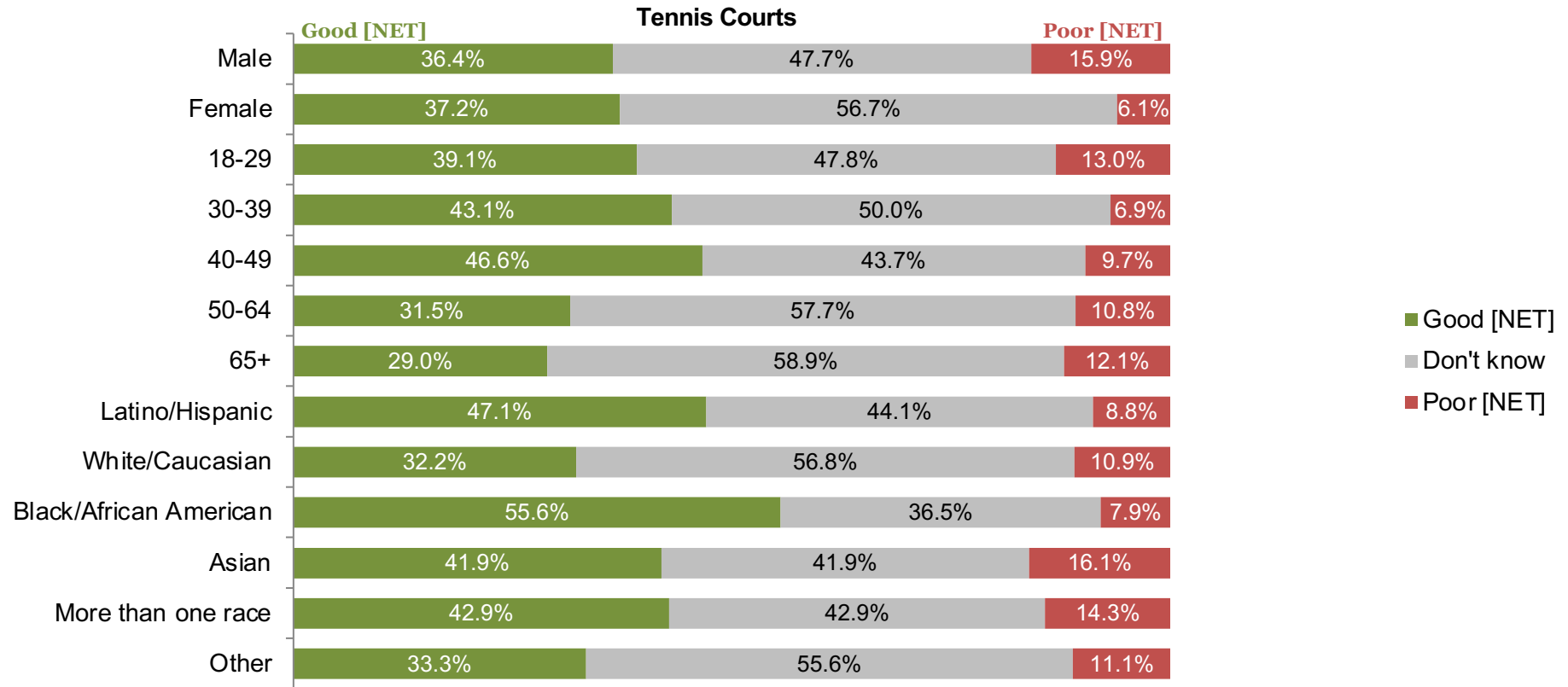


Total



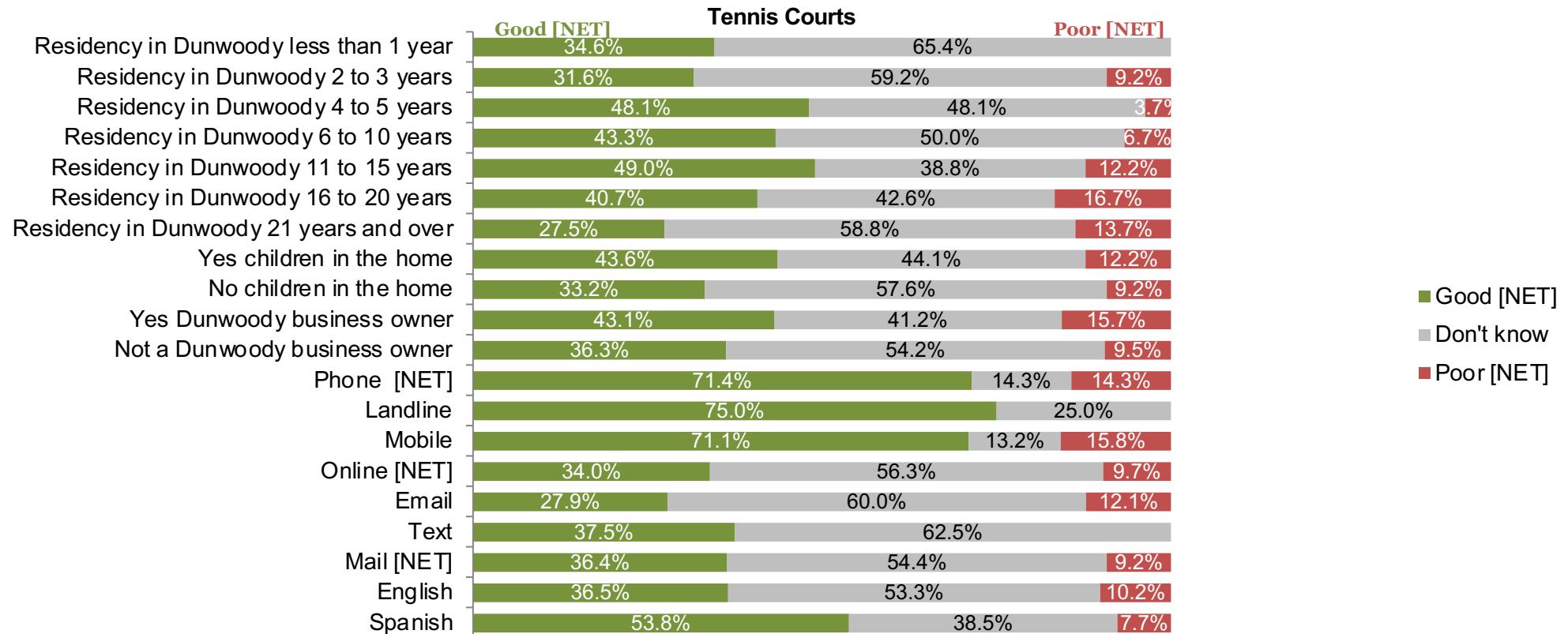
Results by gender, age, and ethnicity

Question 40: How would you rate each of the following services offered by the Dunwoody Parks and Recreation Department? Excellent, good, poor, or very poor?



Results by length of residency, children in home, business ownership, and mode of survey

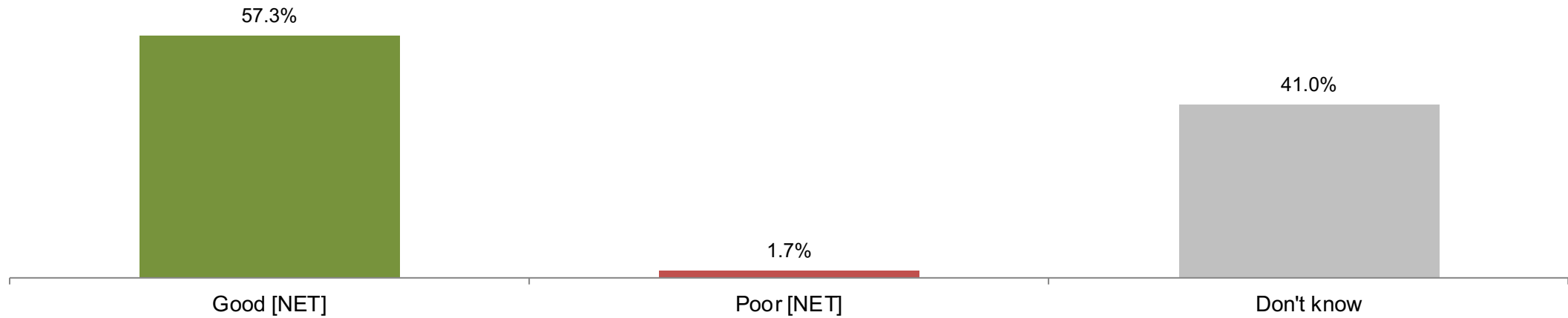
Question 40: How would you rate each of the following services offered by the Dunwoody Parks and Recreation Department? Excellent, good, poor, or very poor?



57% say Spruill Center for the Arts is good or excellent

Question 41: How would you rate each of the following services offered by the Dunwoody Parks and Recreation Department? Excellent, good, poor, or very poor?

Spruill Center for the Arts

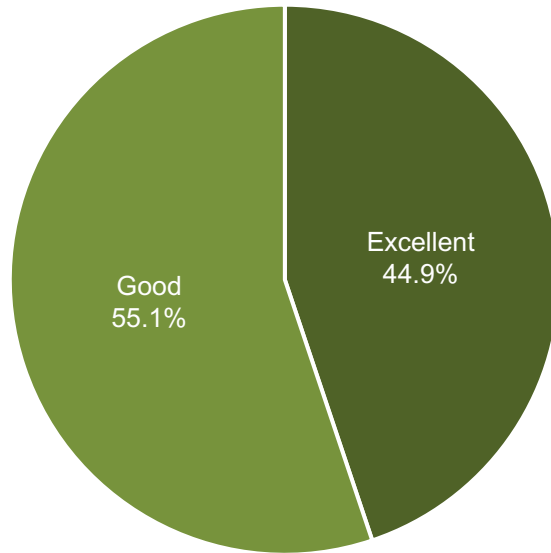


Among those who said Spruill Center for the Arts is good, 45% said excellent

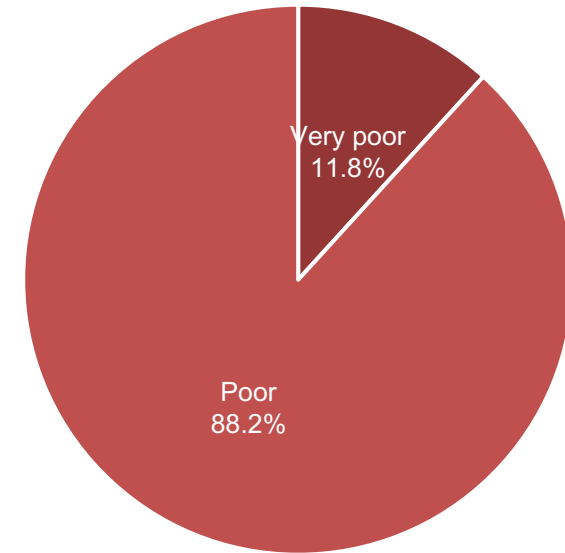
Question 41: How would you rate each of the following services offered by the Dunwoody Parks and Recreation Department? Excellent, good, poor, or very poor?

Spruill Center for the Arts

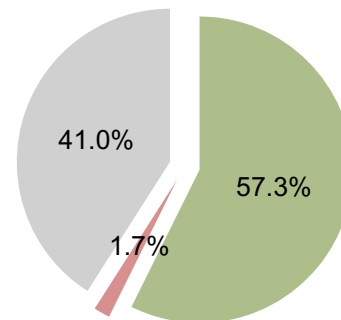
Among those who said good [NET]



Among those who said poor [NET]

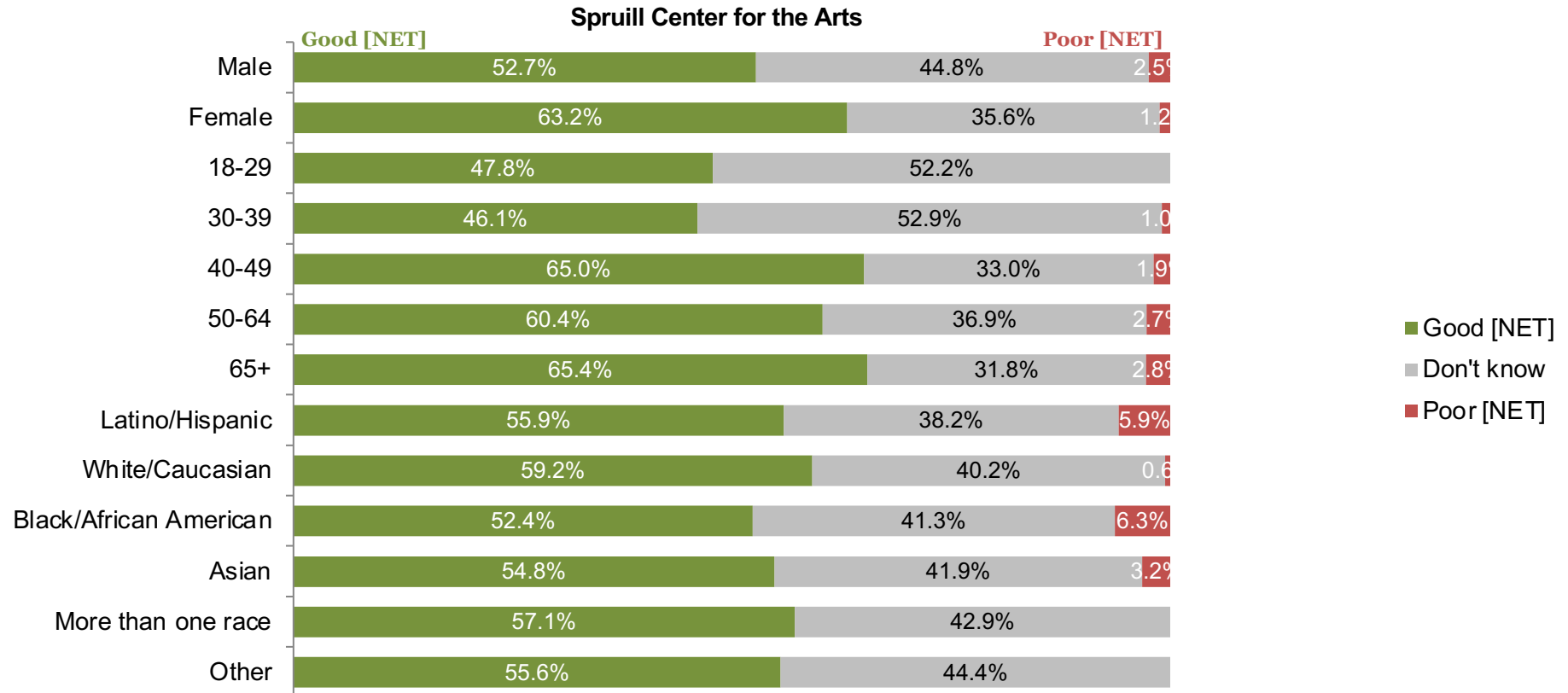


Total



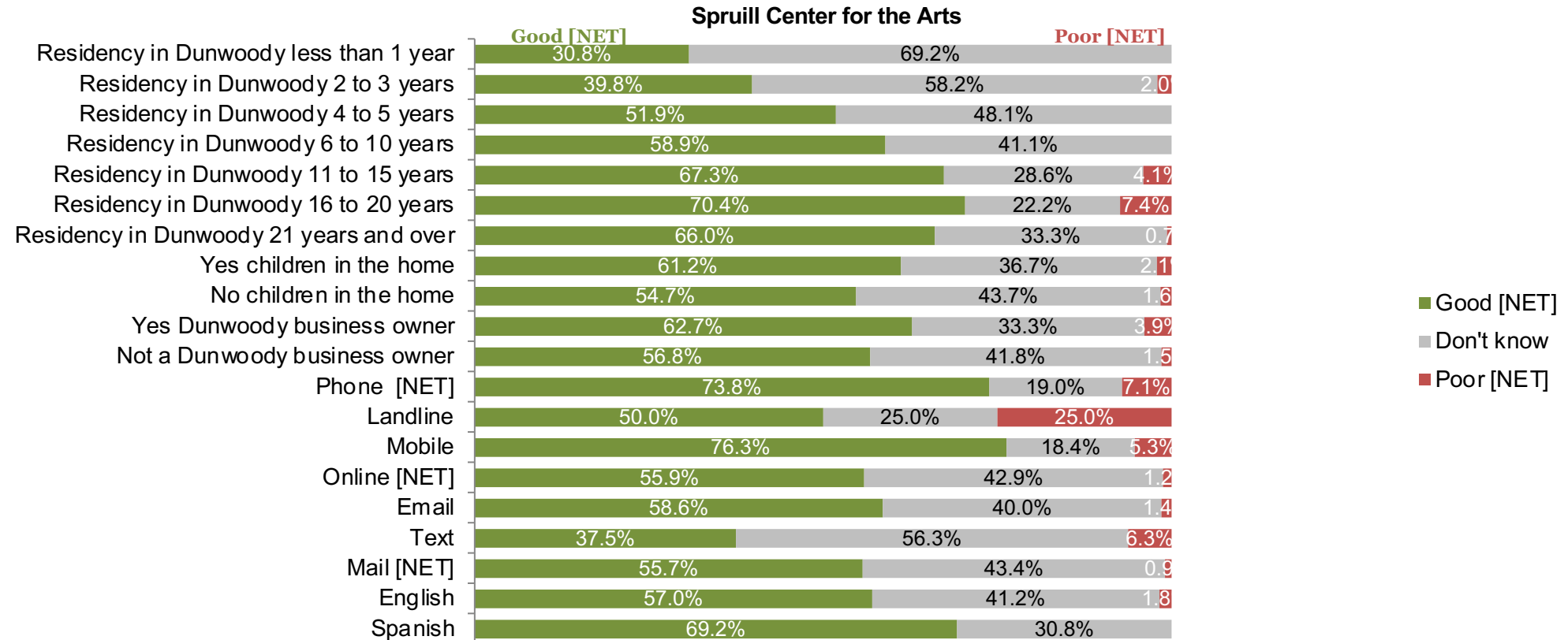
Results by gender, age, and ethnicity

Question 41: How would you rate each of the following services offered by the Dunwoody Parks and Recreation Department? Excellent, good, poor, or very poor?



Results by length of residency, children in home, business ownership, and mode of survey

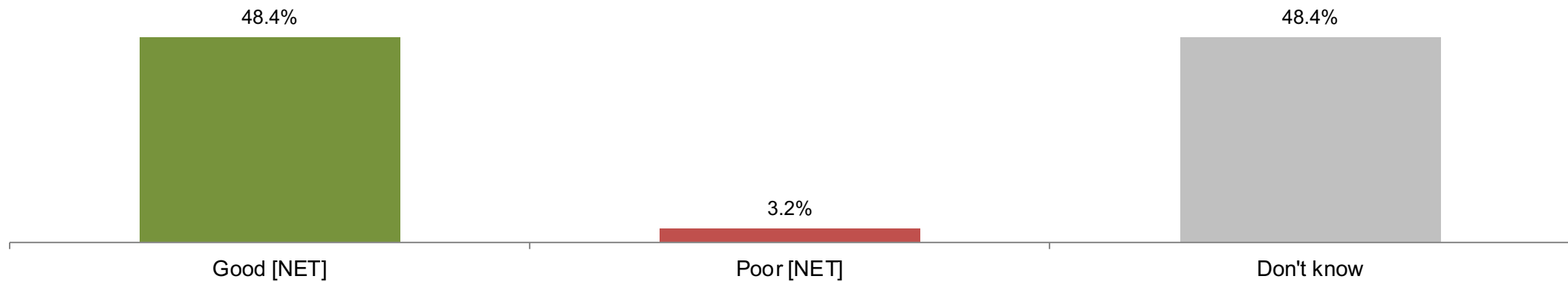
Question 41: How would you rate each of the following services offered by the Dunwoody Parks and Recreation Department? Excellent, good, poor, or very poor?



48% say Stage Door Theatre Company is good or excellent

Question 42: How would you rate each of the following services offered by the Dunwoody Parks and Recreation Department? Excellent, good, poor, or very poor?

Stage Door Theatre Company

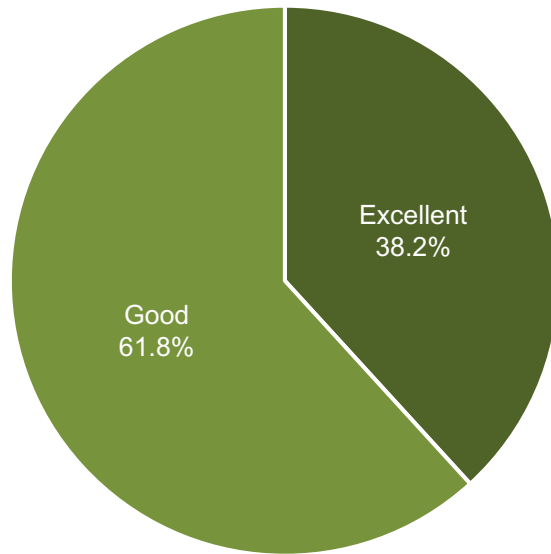


Among those who said Stage Door Theatre Company is good, 38% said excellent

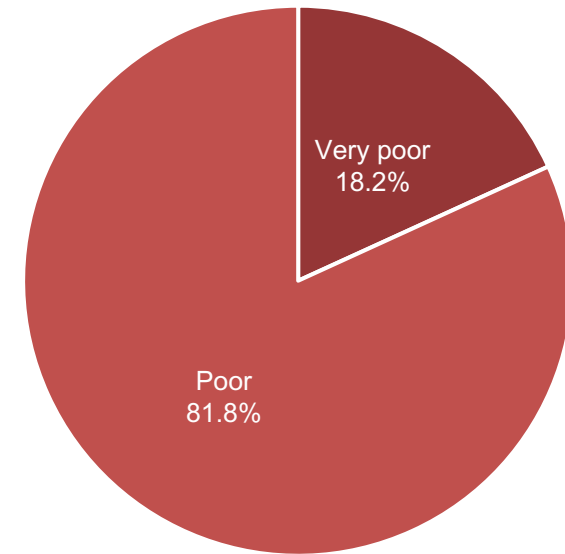
Question 42: How would you rate each of the following services offered by the Dunwoody Parks and Recreation Department? Excellent, good, poor, or very poor?

Stage Door Theatre Company

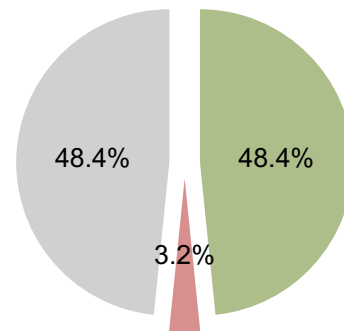
Among those who said good [NET]



Among those who said poor [NET]

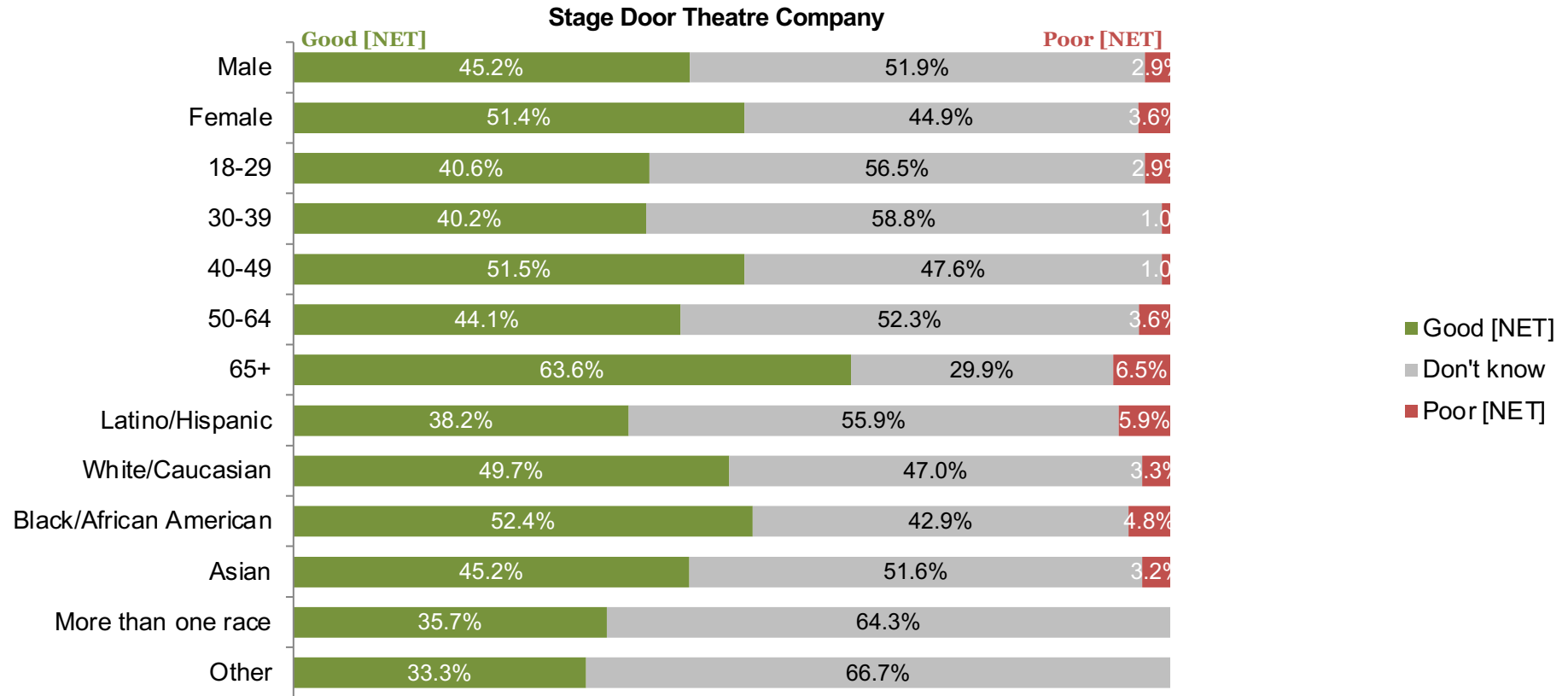


Total



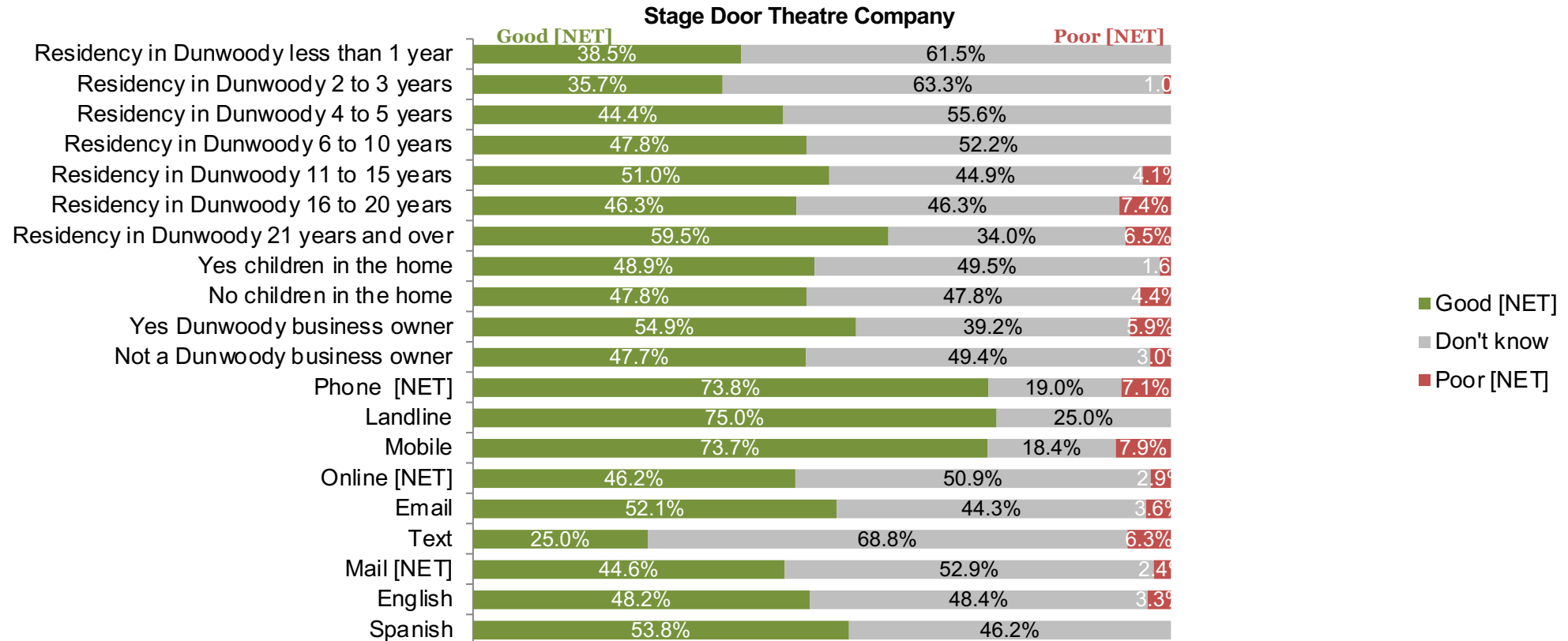
Results by gender, age, and ethnicity

Question 42: How would you rate each of the following services offered by the Dunwoody Parks and Recreation Department? Excellent, good, poor, or very poor?



Results by length of residency, children in home, business ownership, and mode of survey

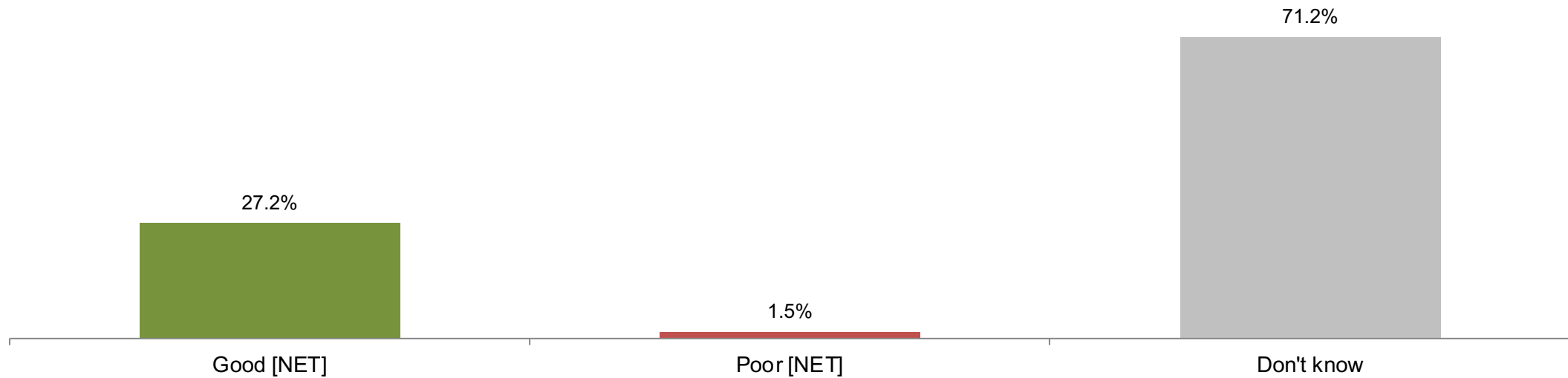
Question 42: How would you rate each of the following services offered by the Dunwoody Parks and Recreation Department? Excellent, good, poor, or very poor?



71% are unsure about Dunwoody Senior Baseball

Question 43: How would you rate each of the following services offered by the Dunwoody Parks and Recreation Department? Excellent, good, poor, or very poor?

Dunwoody Senior Baseball

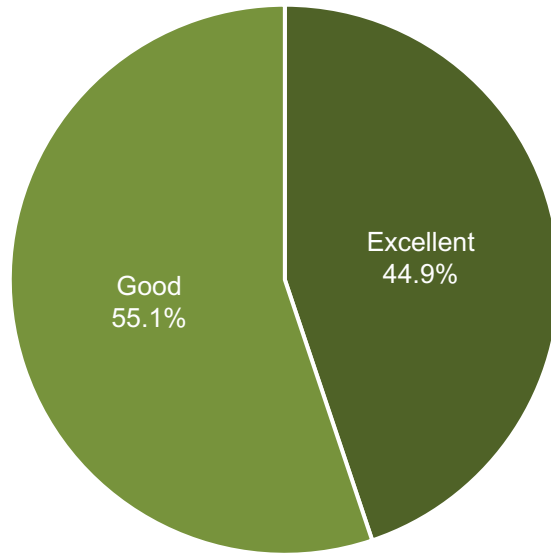


Among those who said Dunwoody Senior Baseball is good, 45% said excellent

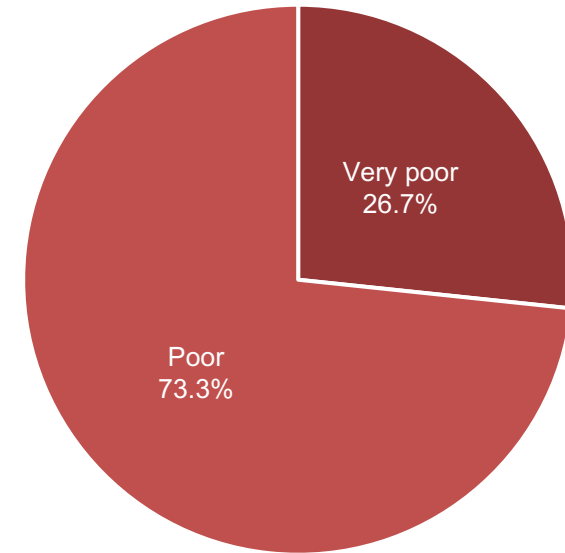
Question 43: How would you rate each of the following services offered by the Dunwoody Parks and Recreation Department? Excellent, good, poor, or very poor?

Dunwoody Senior Baseball

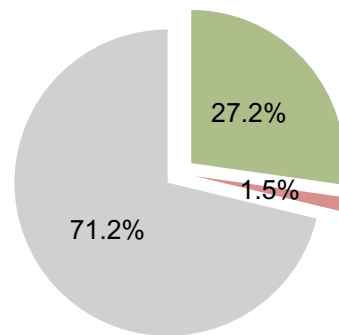
Among those who said good [NET]



Among those who said poor [NET]

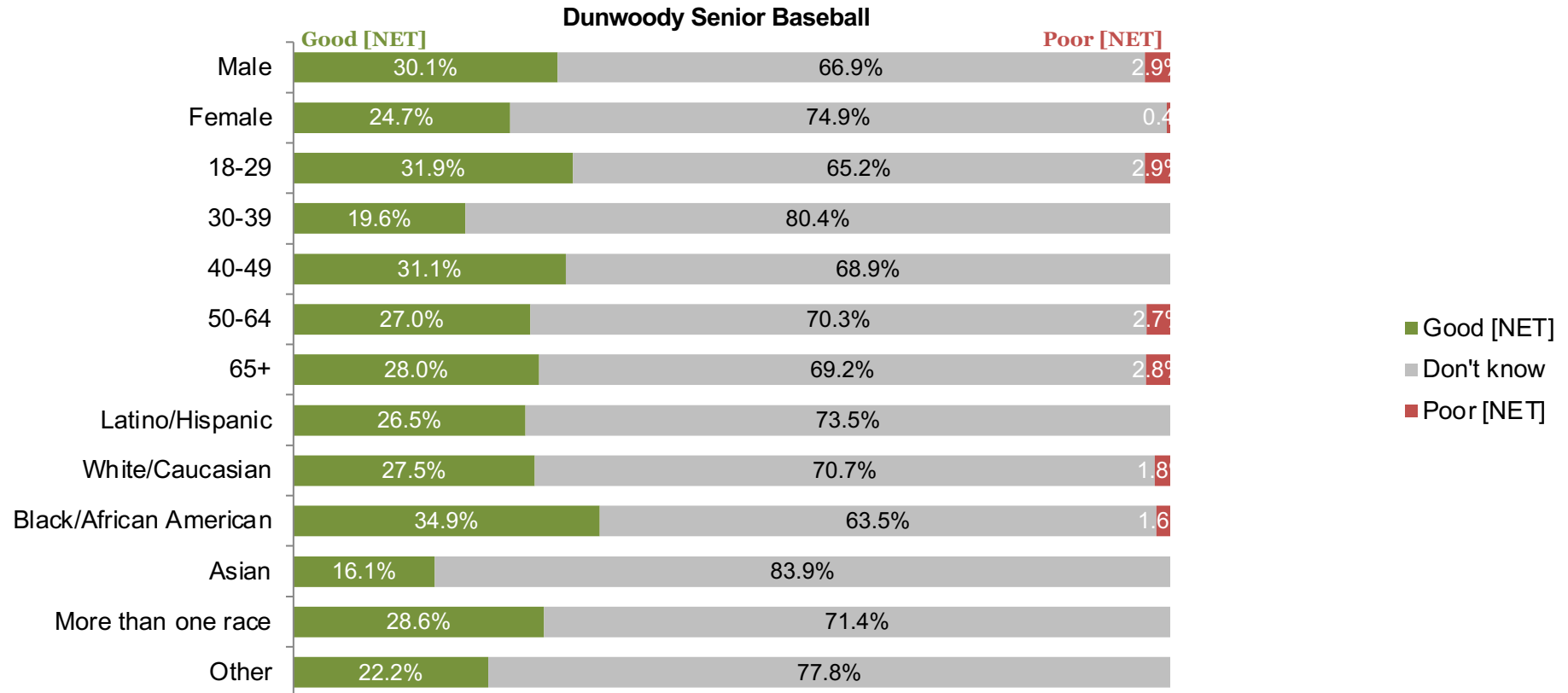


Total



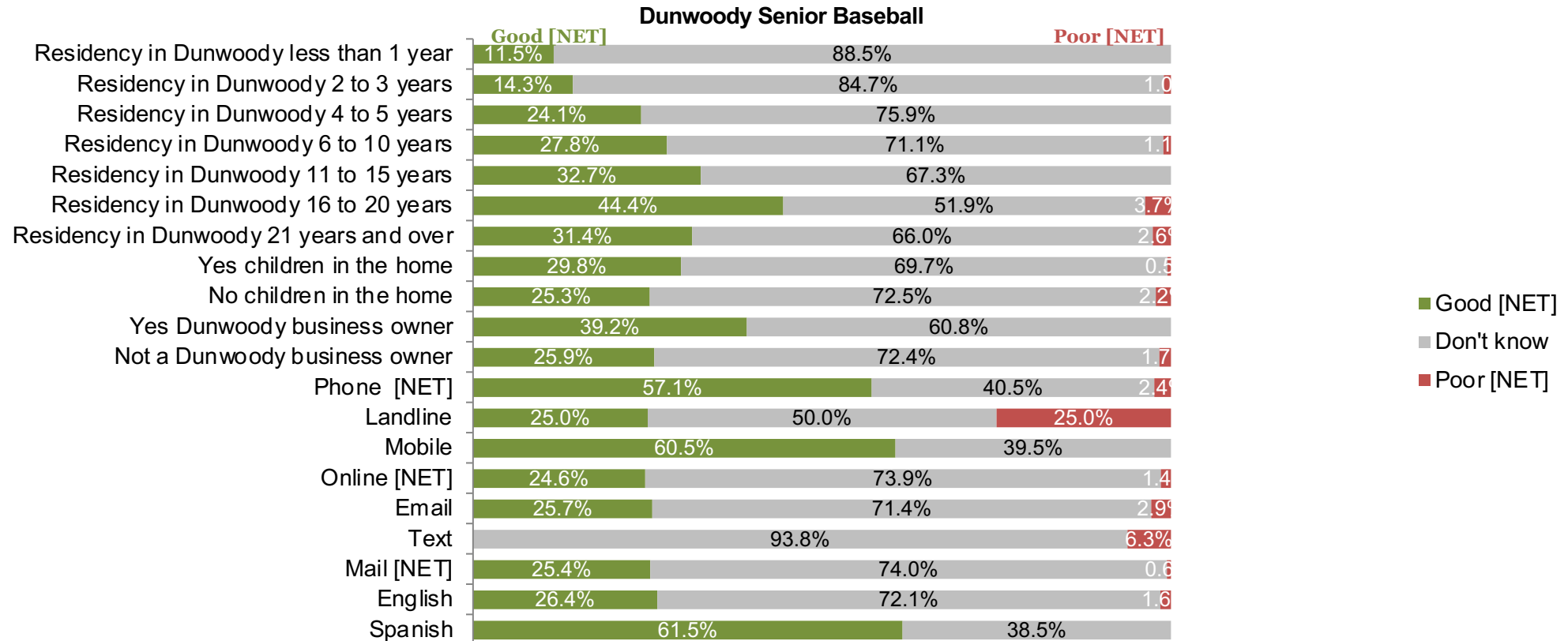
Results by gender, age, and ethnicity

Question 43: How would you rate each of the following services offered by the Dunwoody Parks and Recreation Department? Excellent, good, poor, or very poor?



Results by length of residency, children in home, business ownership, and mode of survey

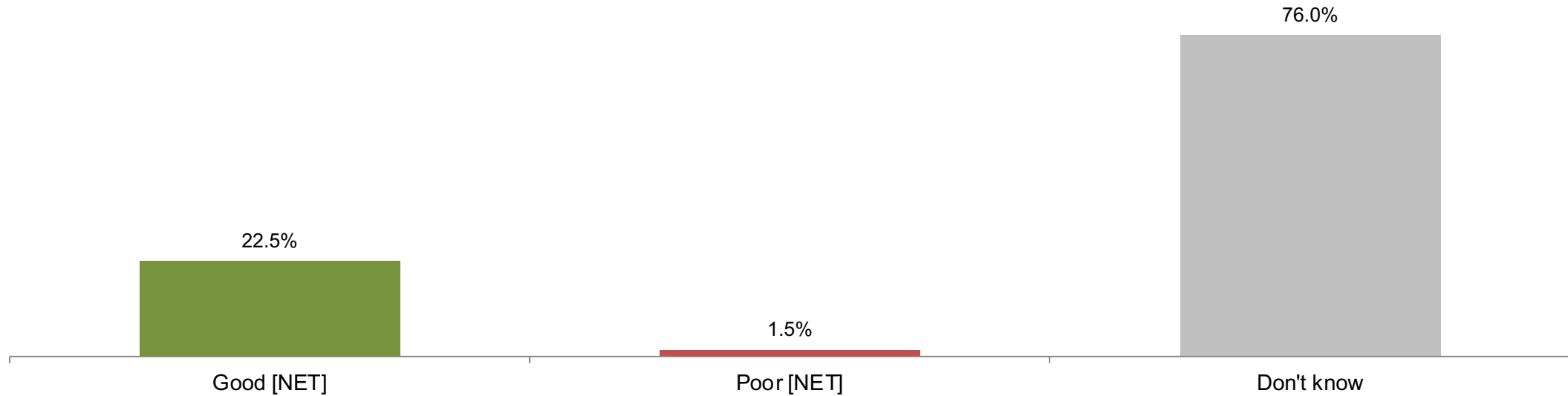
Question 43: How would you rate each of the following services offered by the Dunwoody Parks and Recreation Department? Excellent, good, poor, or very poor?



Majority unfamiliar with Rush Union Soccer, 23% say it is good or excellent

Question 44: How would you rate each of the following services offered by the Dunwoody Parks and Recreation Department? Excellent, good, poor, or very poor?

Rush Union Soccer

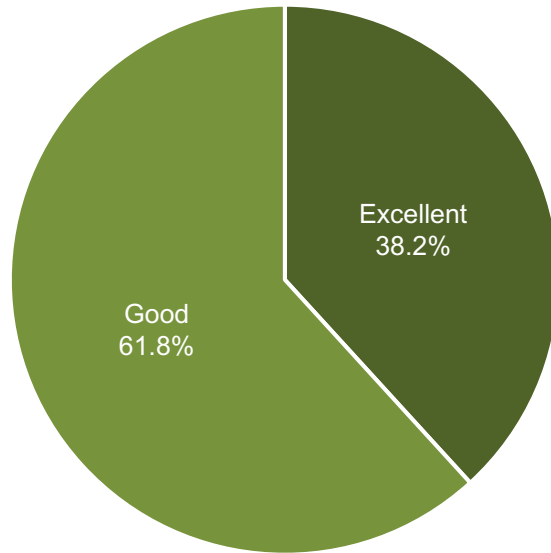


Among those who said Rush Union Soccer is good, 38% said excellent

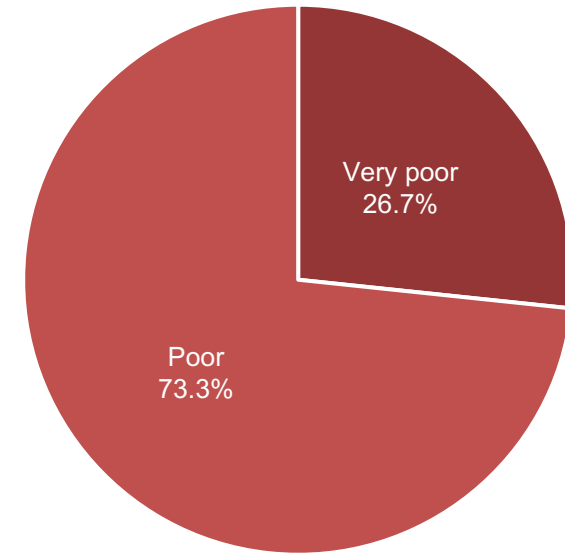
Question 44: How would you rate each of the following services offered by the Dunwoody Parks and Recreation Department? Excellent, good, poor, or very poor?

Rush Union Soccer

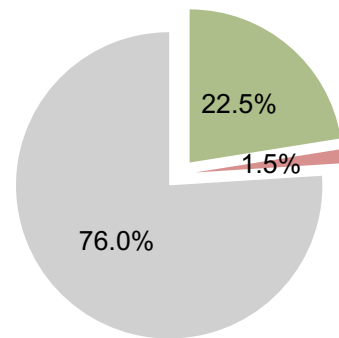
Among those who said good [NET]



Among those who said poor [NET]

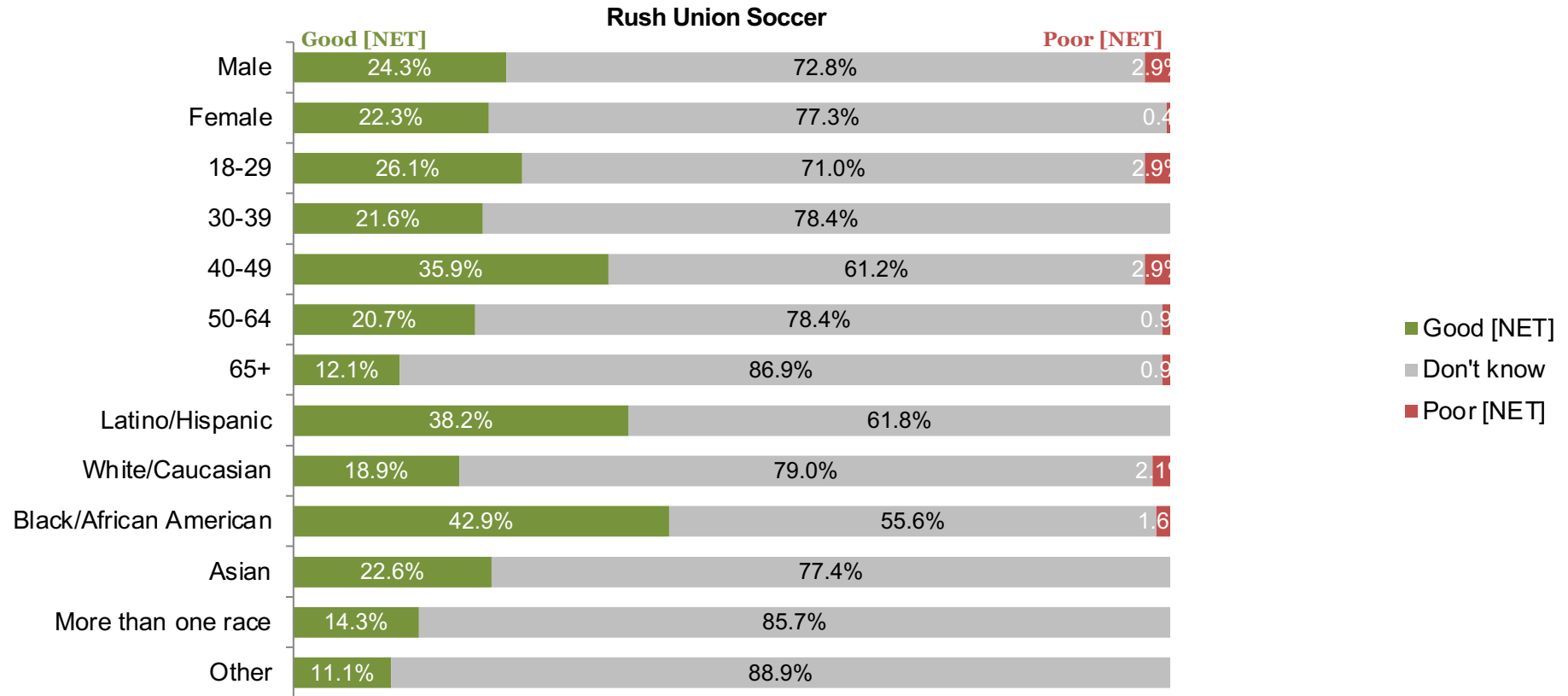


Total



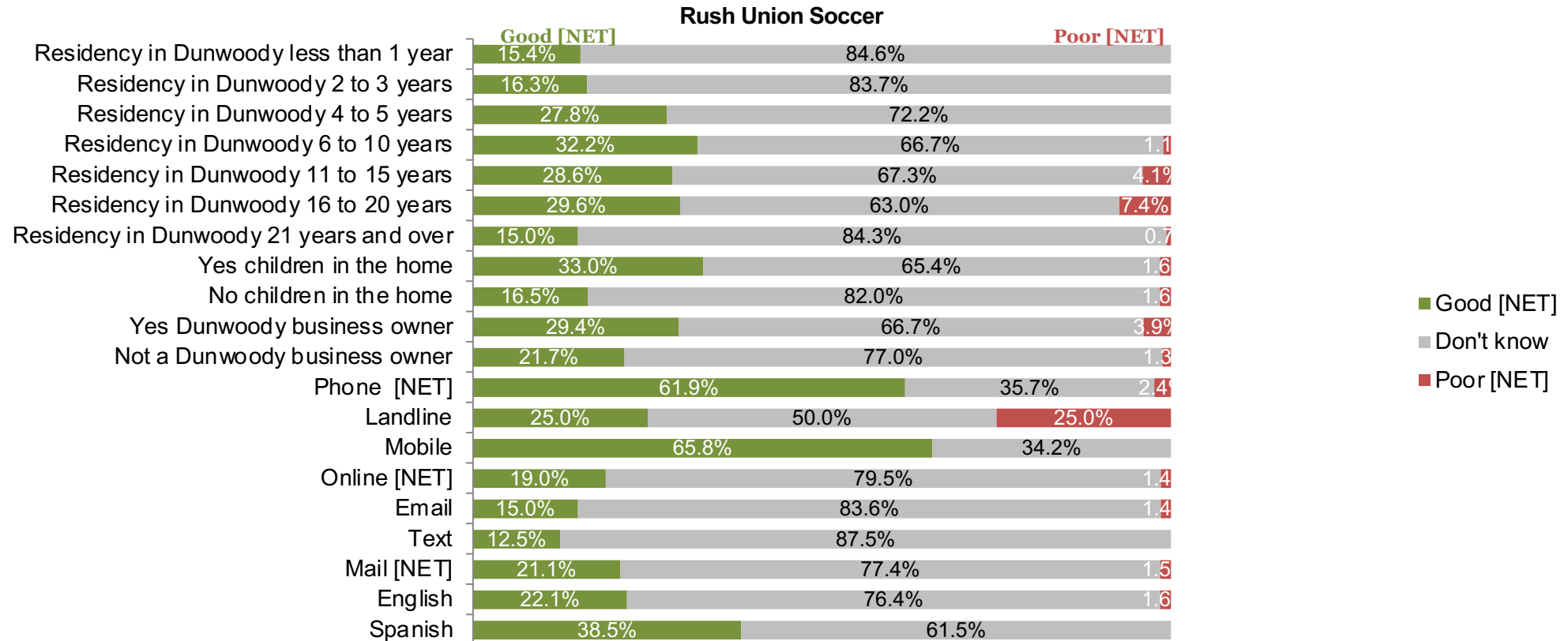
Results by gender, age, and ethnicity

Question 44: How would you rate each of the following services offered by the Dunwoody Parks and Recreation Department? Excellent, good, poor, or very poor?



Results by length of residency, children in home, business ownership, and mode of survey

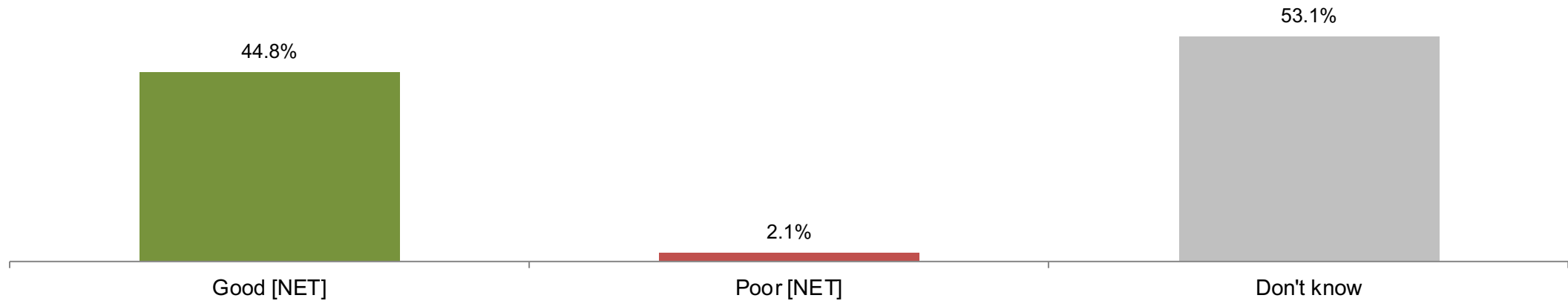
Question 44: How would you rate each of the following services offered by the Dunwoody Parks and Recreation Department? Excellent, good, poor, or very poor?



45% say Dunwoody Preservation Trust is good or excellent

Question 45: How would you rate each of the following services offered by the Dunwoody Parks and Recreation Department? Excellent, good, poor, or very poor?

Dunwoody Preservation Trust

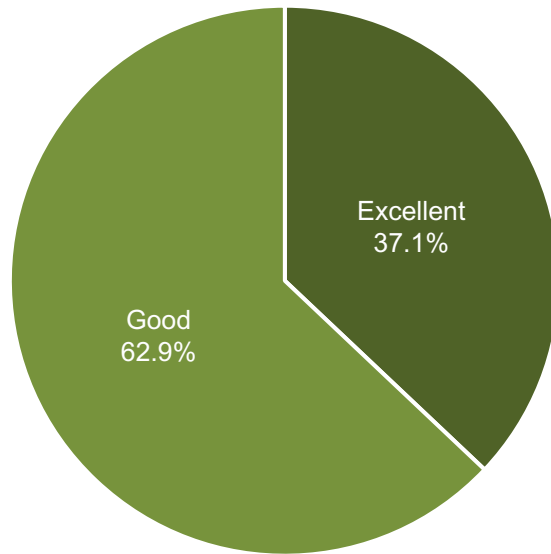


Among those who said Dunwoody Preservation Trust is good, 37% said excellent

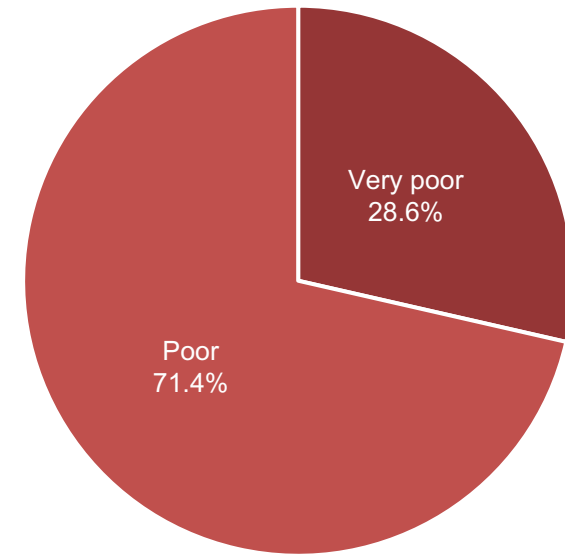
Question 45: How would you rate each of the following services offered by the Dunwoody Parks and Recreation Department? Excellent, good, poor, or very poor?

Dunwoody Preservation Trust

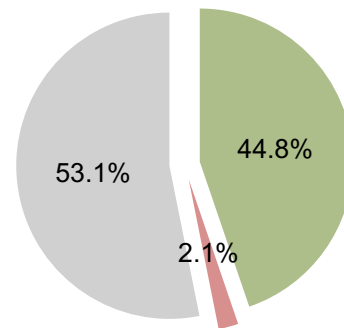
Among those who said good [NET]



Among those who said poor [NET]

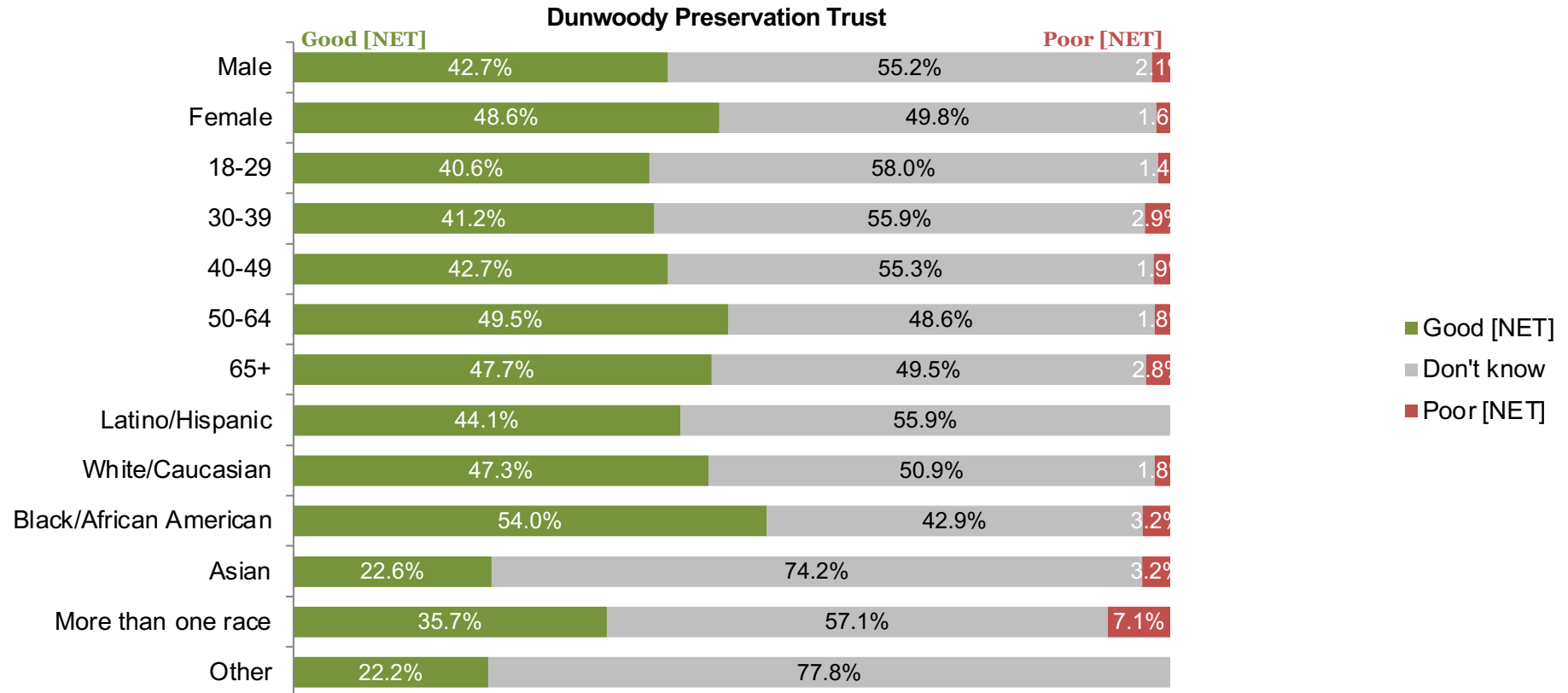


Total



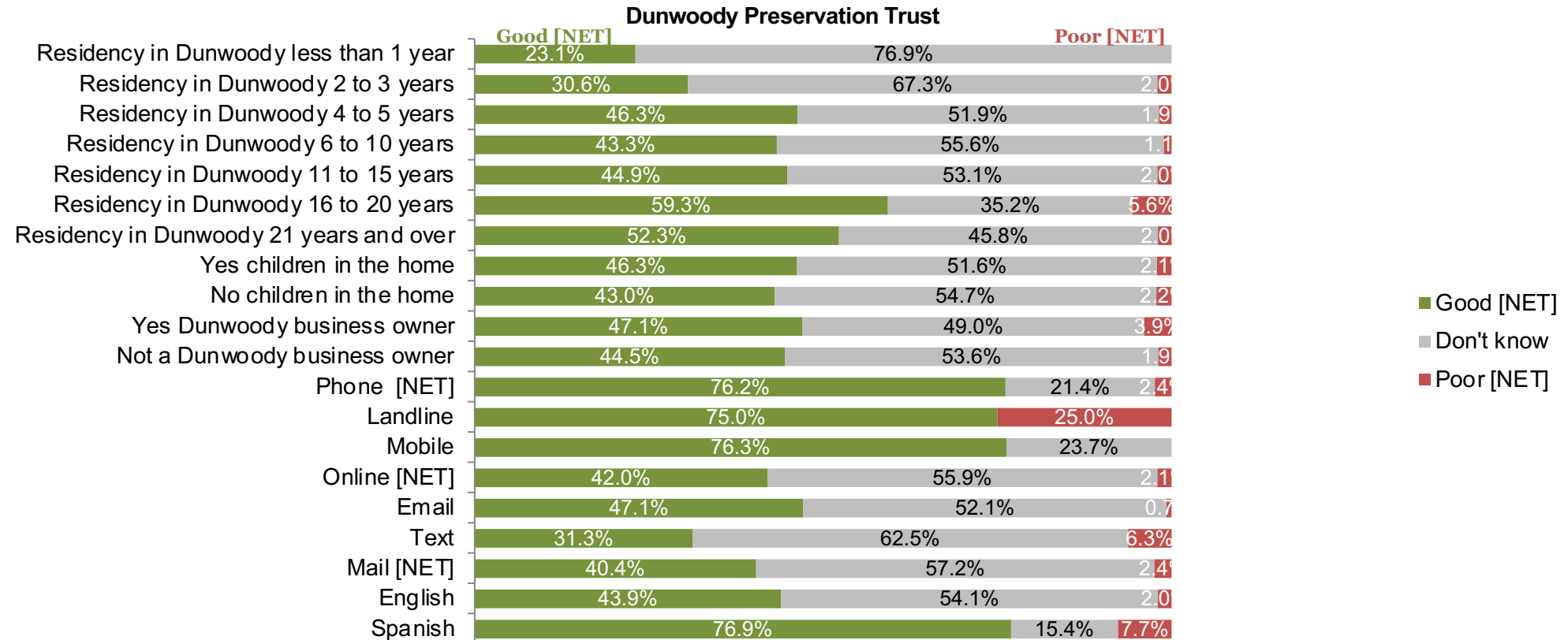
Results by gender, age, and ethnicity

Question 45: How would you rate each of the following services offered by the Dunwoody Parks and Recreation Department? Excellent, good, poor, or very poor?



Results by length of residency, children in home, business ownership, and mode of survey

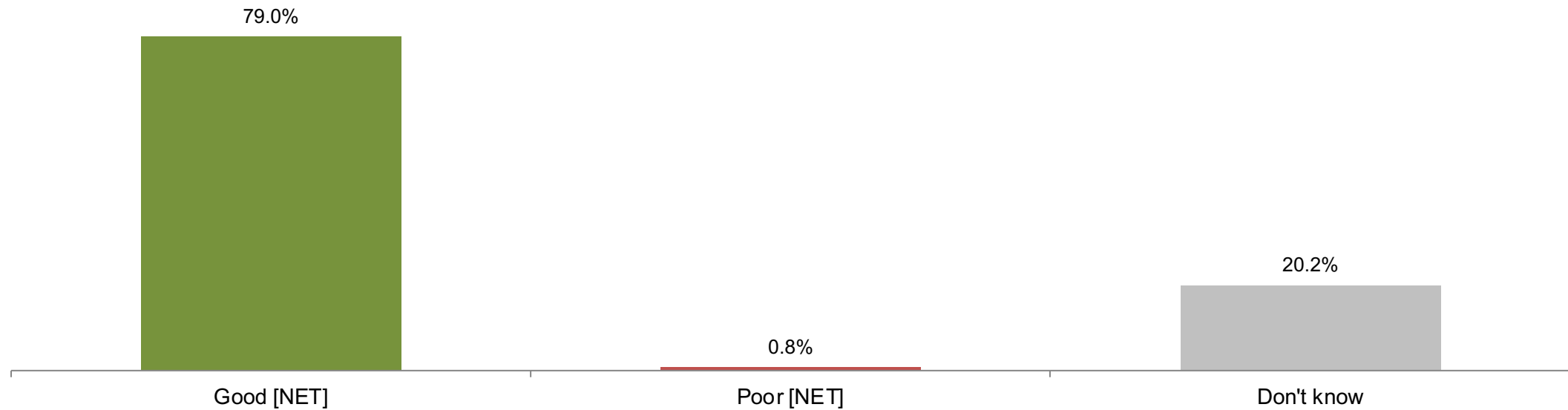
Question 45: How would you rate each of the following services offered by the Dunwoody Parks and Recreation Department? Excellent, good, poor, or very poor?



79% say Dunwoody Nature Center is good or excellent, less than 1% say poor or very poor

Question 46: How would you rate each of the following services offered by the Dunwoody Parks and Recreation Department? Excellent, good, poor, or very poor?

Dunwoody Nature Center

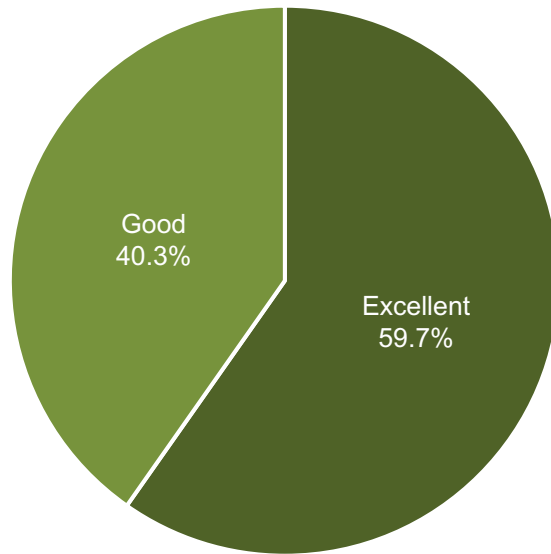


Among those who said Dunwoody Nature Center is good, 60% said excellent

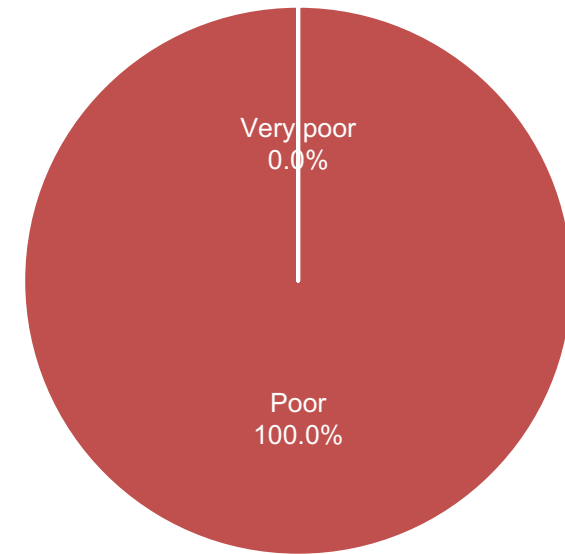
Question 46: How would you rate each of the following services offered by the Dunwoody Parks and Recreation Department? Excellent, good, poor, or very poor?

Dunwoody Nature Center

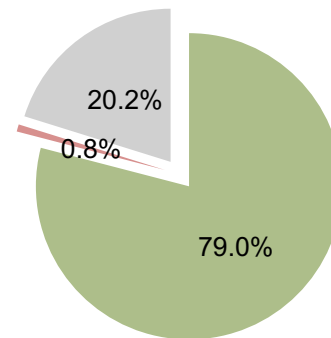
Among those who said good [NET]



Among those who said poor [NET]

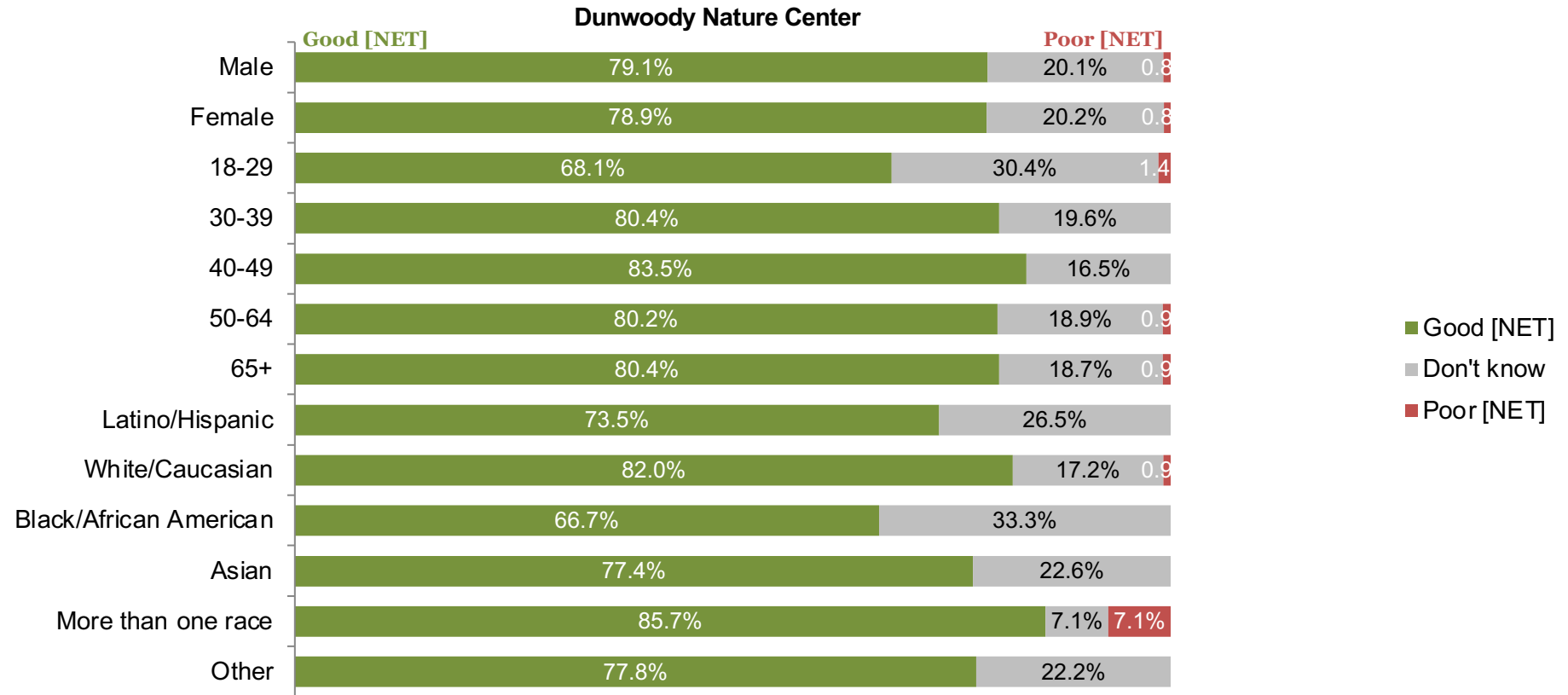


Total



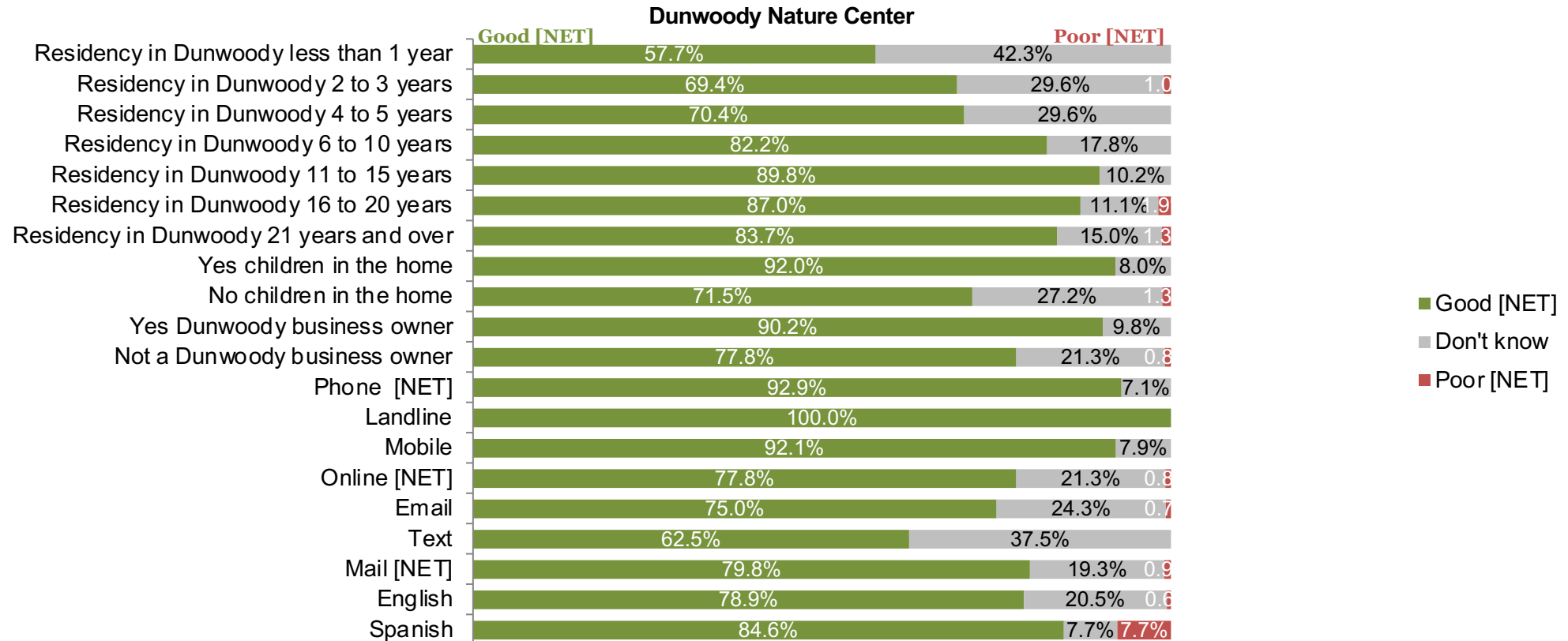
Results by gender, age, and ethnicity

Question 46: How would you rate each of the following services offered by the Dunwoody Parks and Recreation Department? Excellent, good, poor, or very poor?



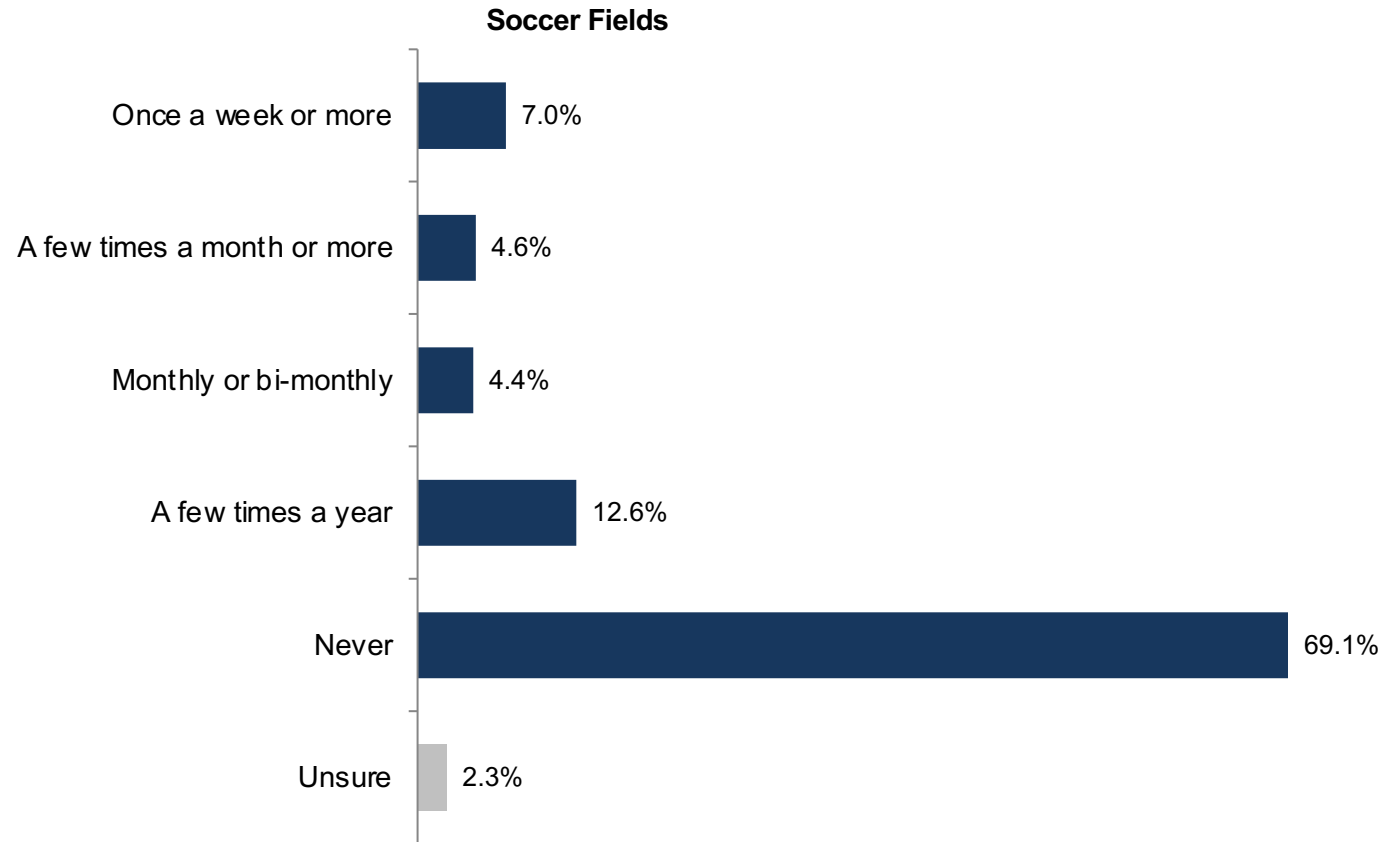
Results by length of residency, children in home, business ownership, and mode of survey

Question 46: How would you rate each of the following services offered by the Dunwoody Parks and Recreation Department? Excellent, good, poor, or very poor?



69% did not utilize soccer fields in the last year, 7% used them at least once a week

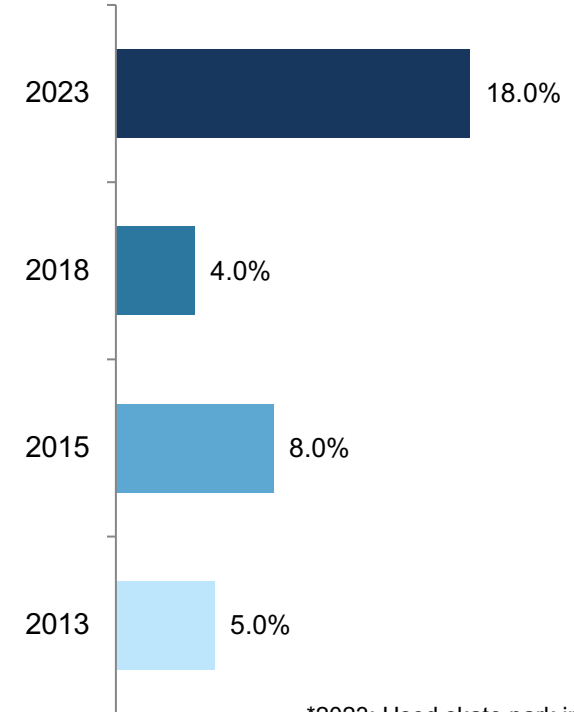
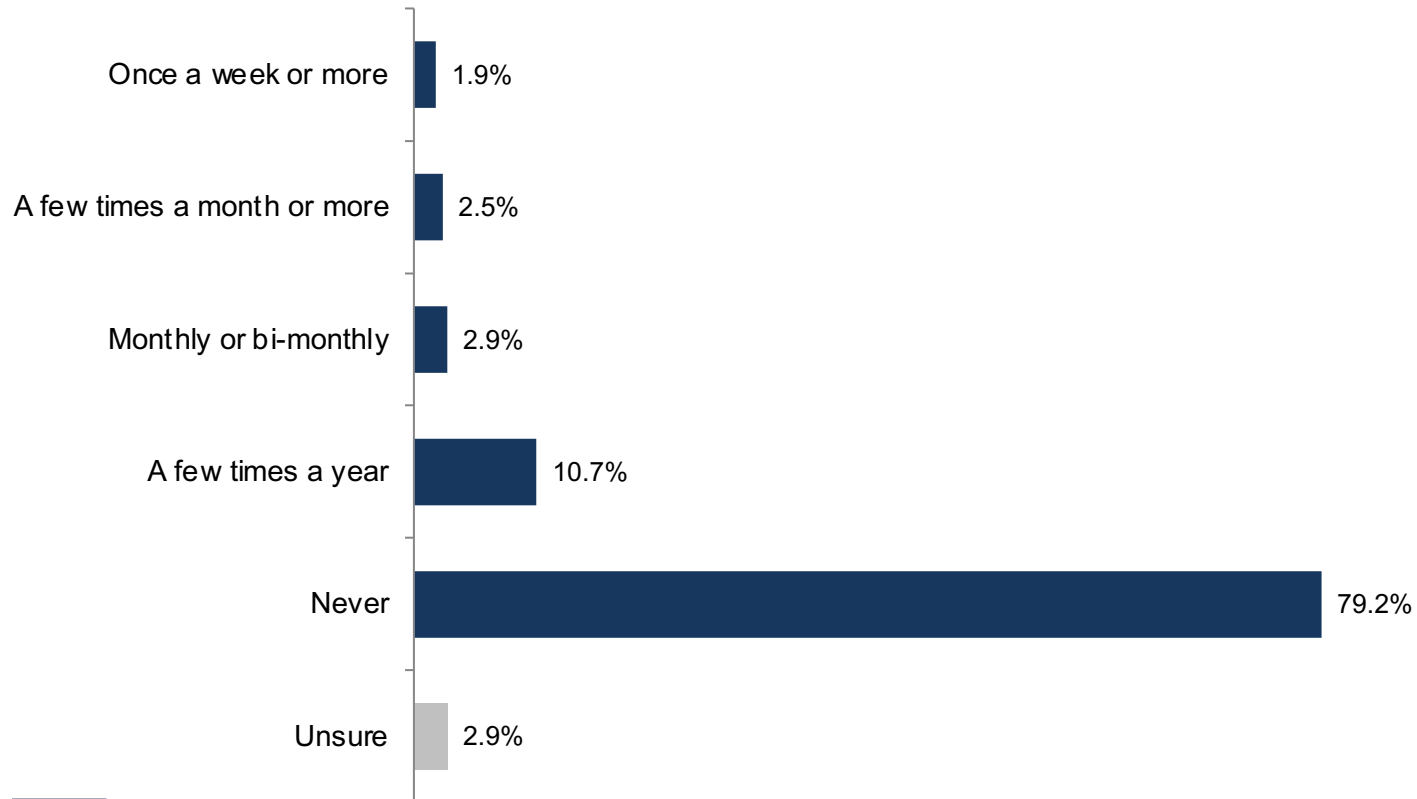
Question 47: How many times in the last year did you or a member of your family utilize each of the following recreational spaces or programs in Dunwoody?



79% did not use skate park in the last year, only 2% used park more than once a week

Question 48: How many times in the last year did you or a member of your family utilize each of the following recreational spaces or programs in Dunwoody?

Skate Park

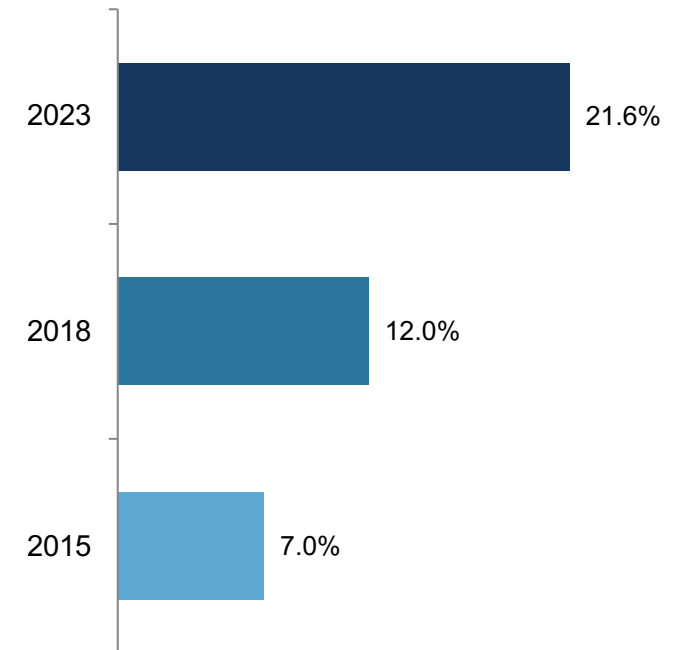
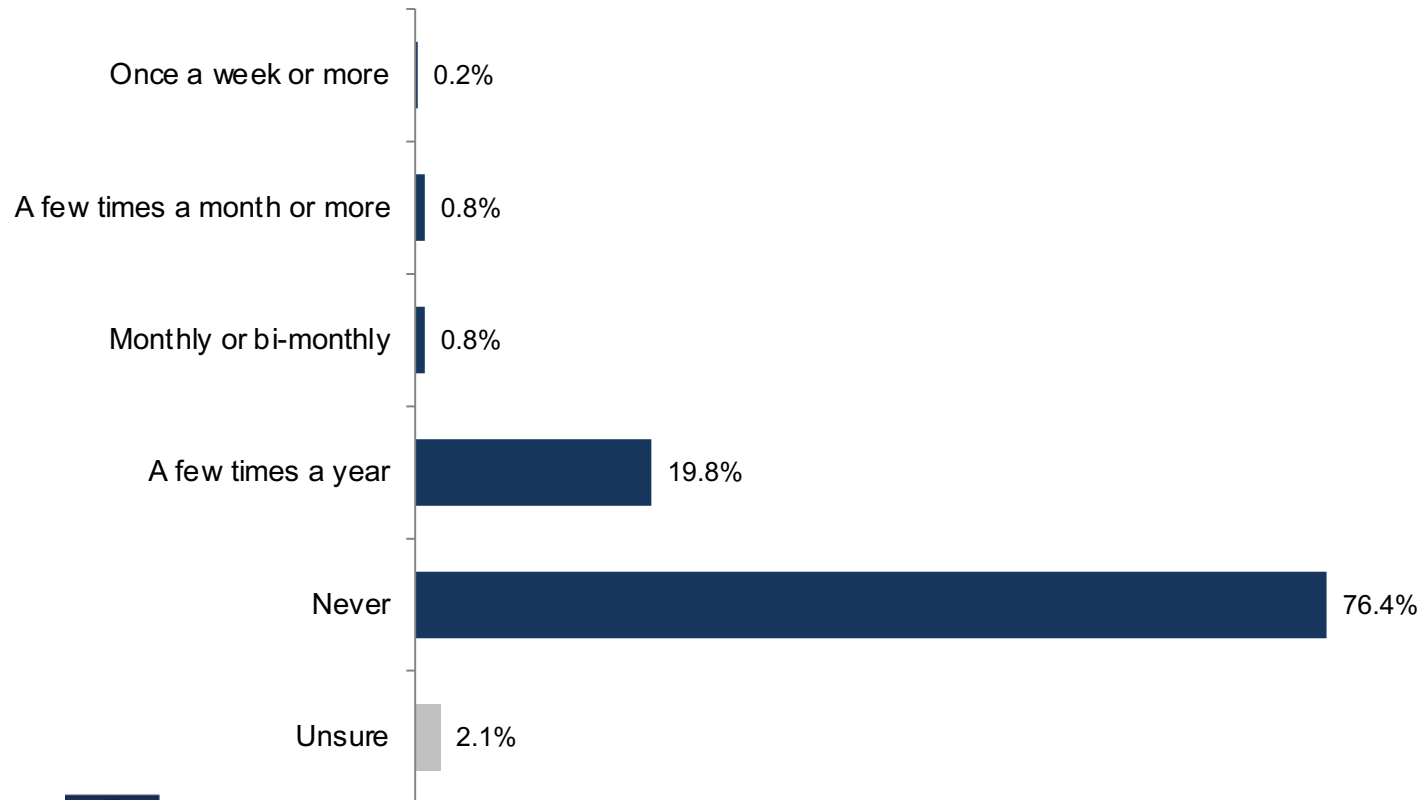


*2023: Used skate park in the last year [NET]; 2013-2018: Used skate park (no time period indicated)

76% did not use the zipline course in the last year, less than 4% use zipline more than a few times a year

Question 48: How many times in the last year did you or a member of your family utilize each of the following recreational spaces or programs in Dunwoody?

Zipline Course

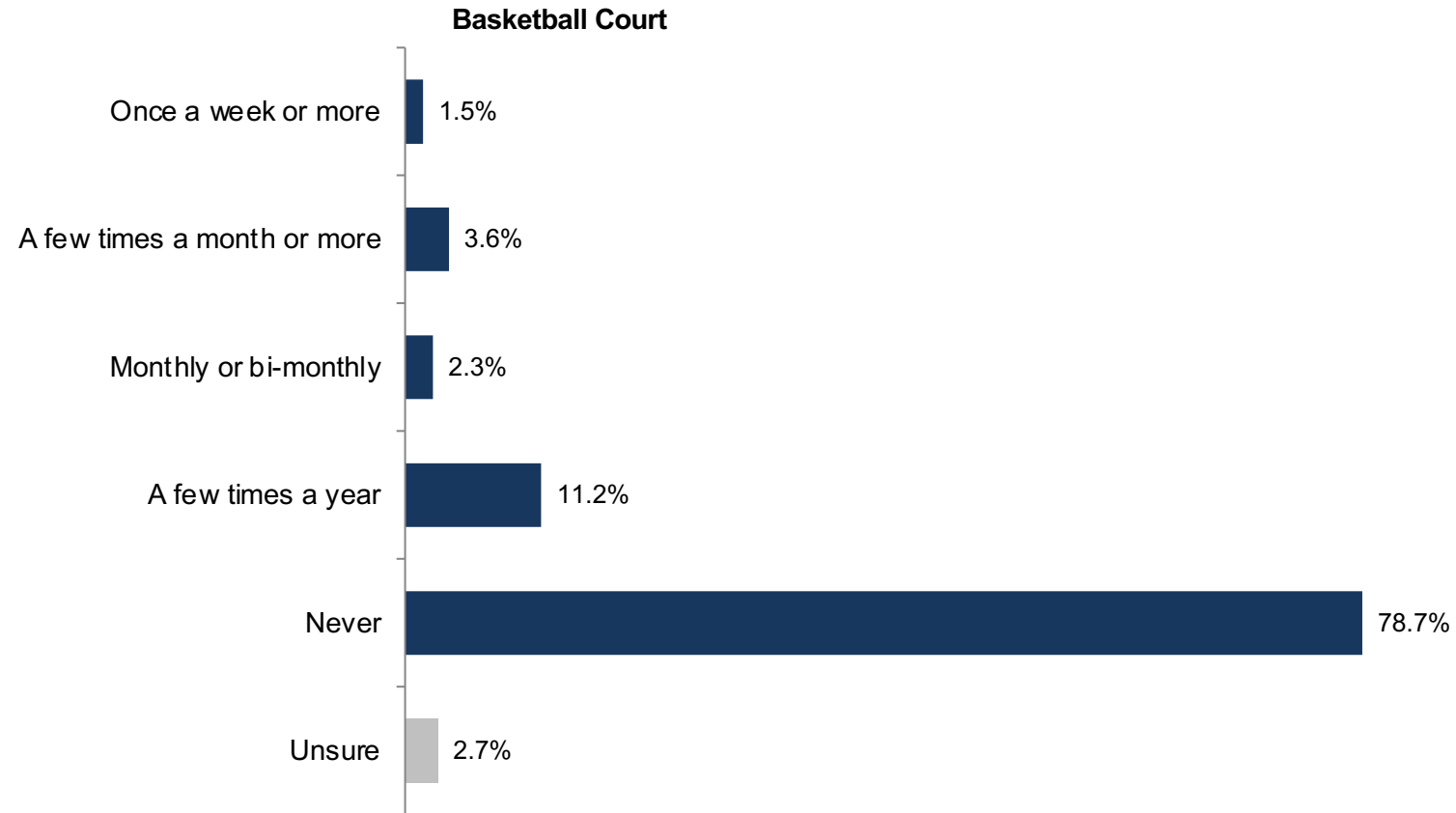


*2023: Used Tree Top Course in the last year [NET], 2013-2018: Used Tree Top Course (no time period indicated)



79% did not utilize basketball court in the last year

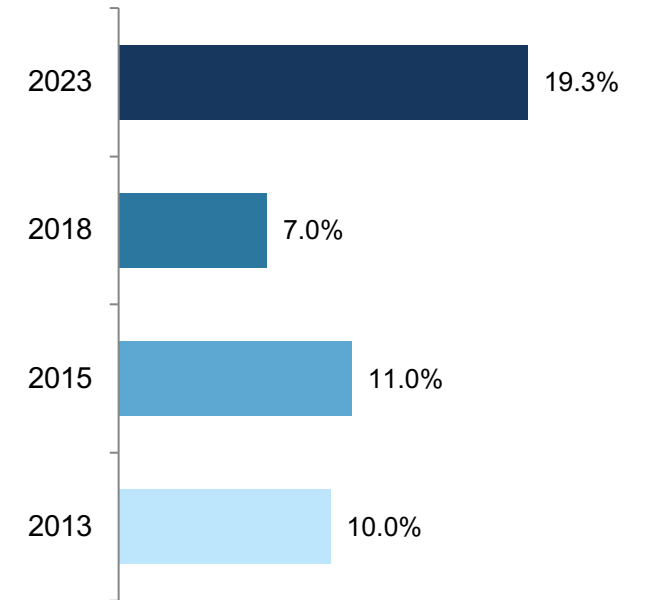
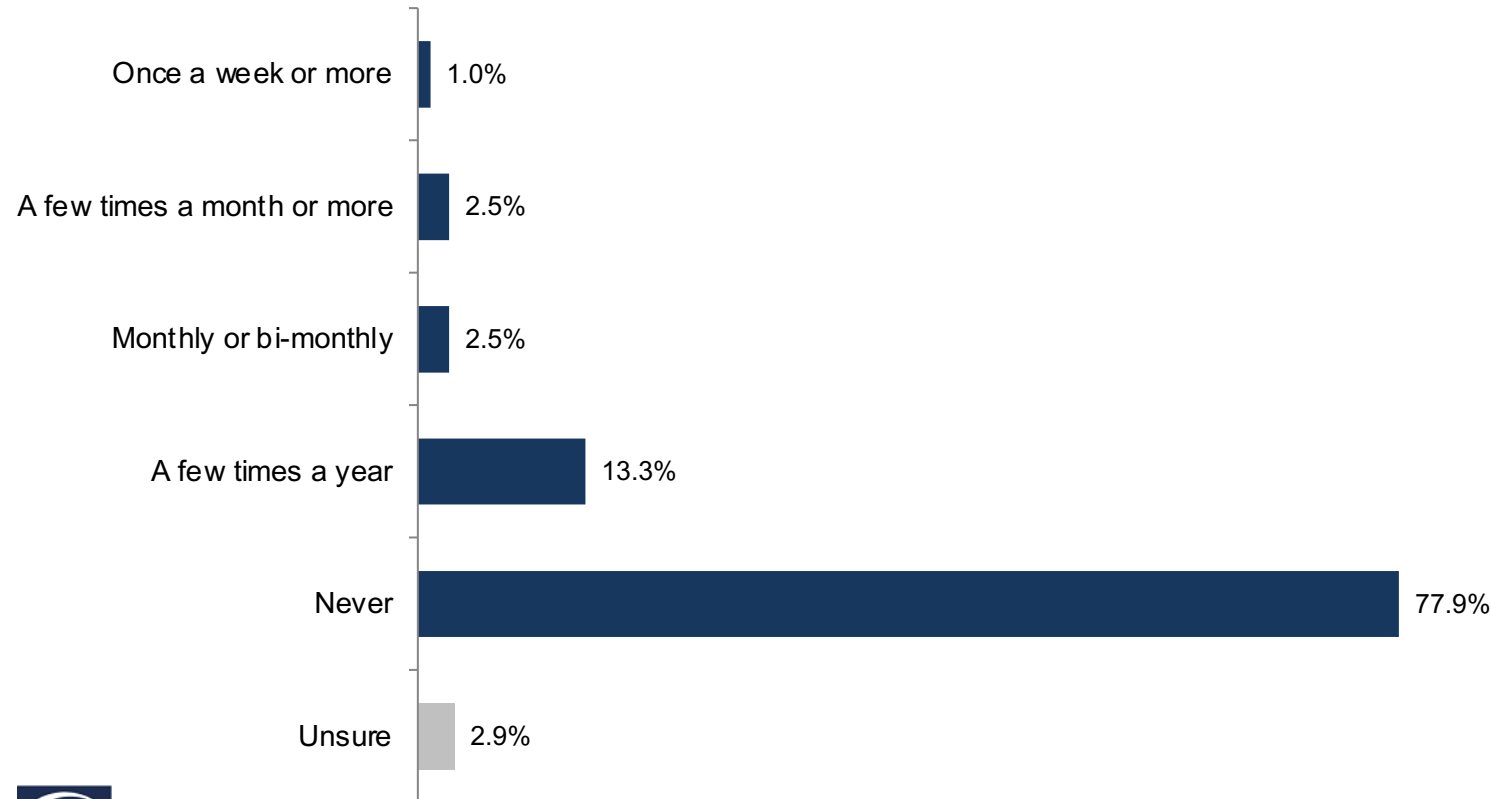
Question 48: How many times in the last year did you or a member of your family utilize each of the following recreational spaces or programs in Dunwoody?



19% used city-owned tennis courts in the last year

Question 48: How many times in the last year did you or a member of your family utilize each of the following recreational spaces or programs in Dunwoody?

City-Owned Tennis Courts



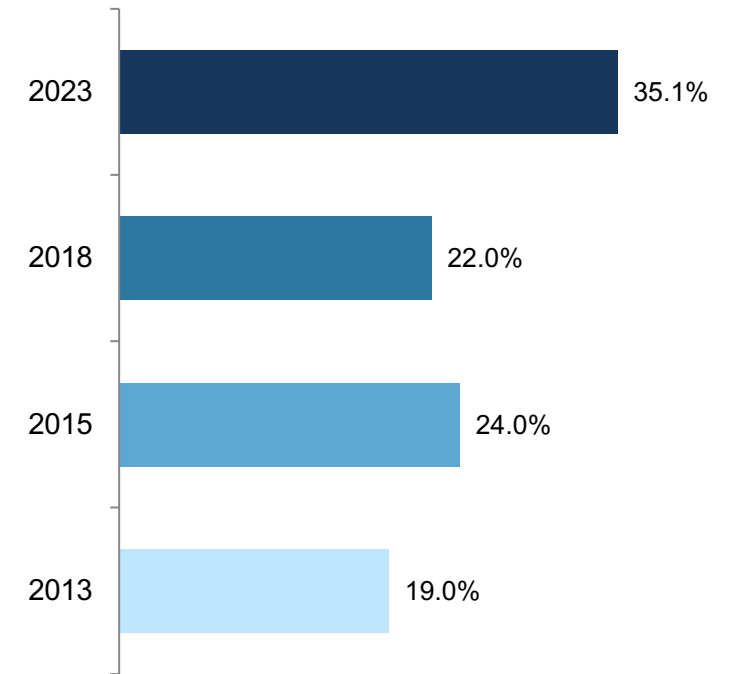
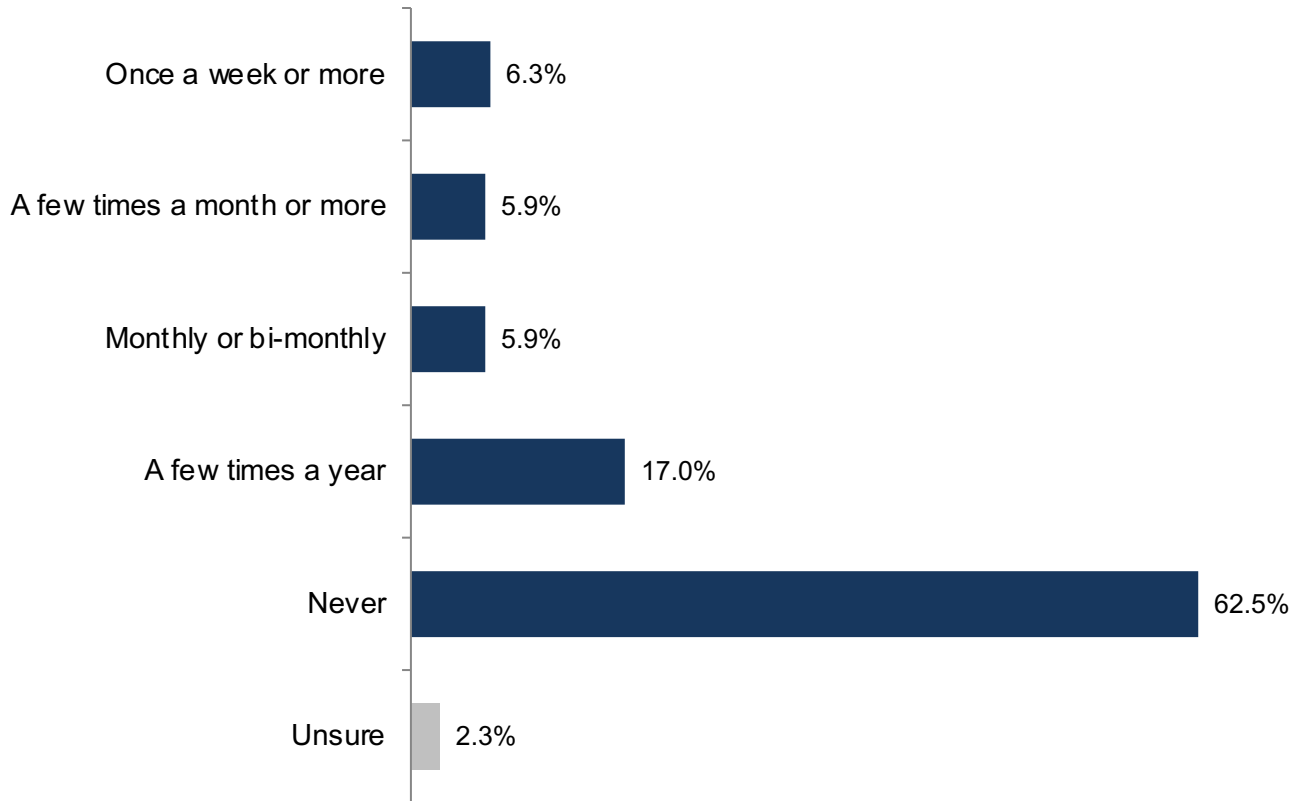
*2023: Used City-Owned Tennis Courts in the last year [NET], 2013-2018: Used tennis courts (no time period indicated)



6% use Dunwoody dog park once a week or more

Question 48: How many times in the last year did you or a member of your family utilize each of the following recreational spaces or programs in Dunwoody?

Dog Park

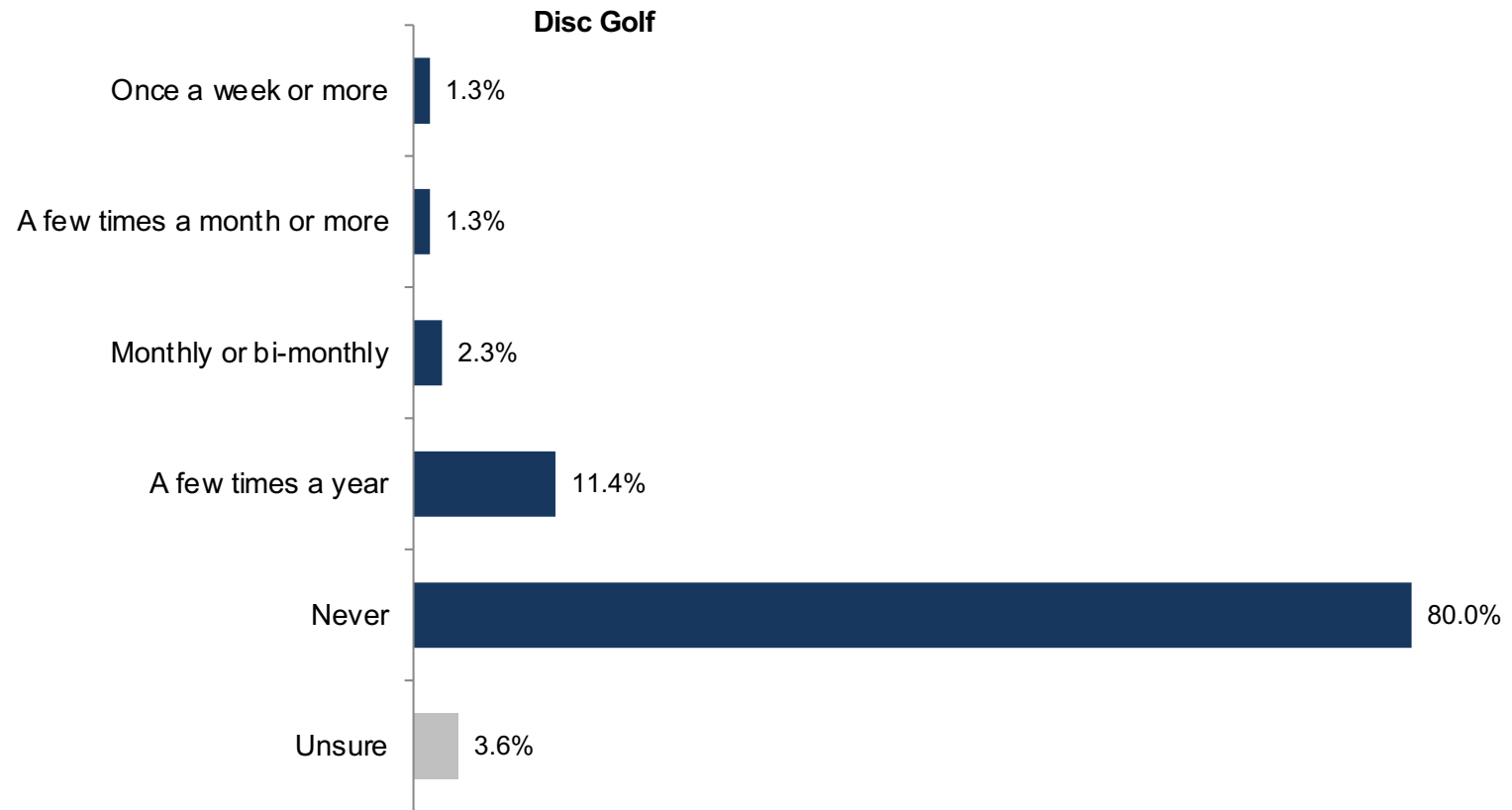


*2023: Used City-Owned Tennis Courts in the last year [NET], 2013-2018: Used tennis courts (no time period indicated)



80% did not use disc golf recreational space in the last year

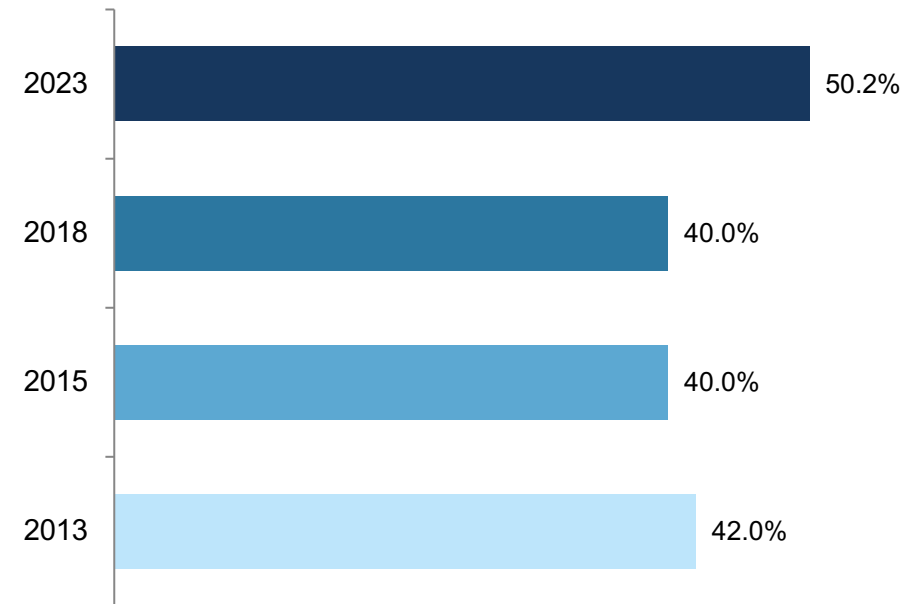
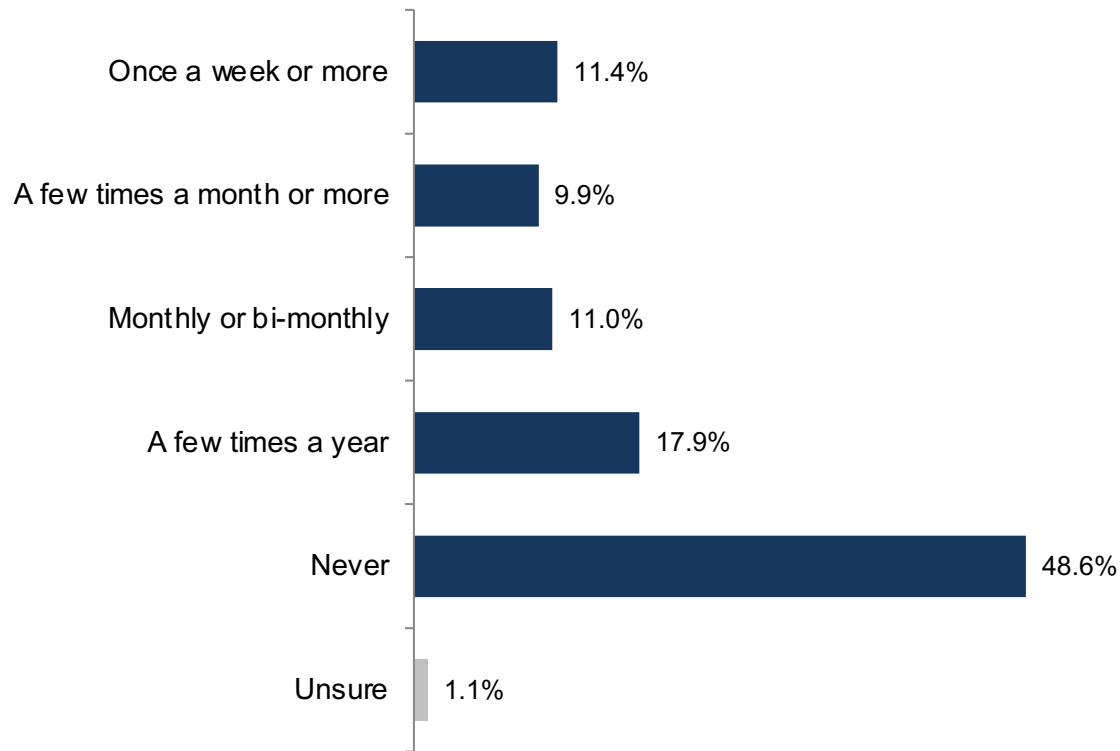
Question 48: How many times in the last year did you or a member of your family utilize each of the following recreational spaces or programs in Dunwoody?



11% use children's playgrounds once a week or more

Question 48: How many times in the last year did you or a member of your family utilize each of the following recreational spaces or programs in Dunwoody?

Children's Playground

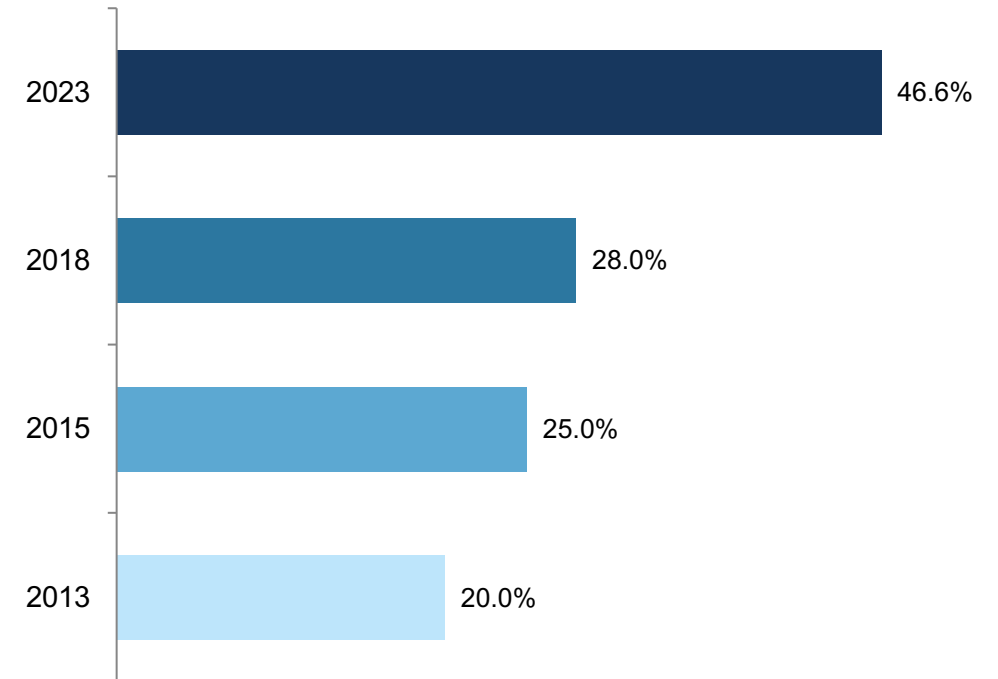
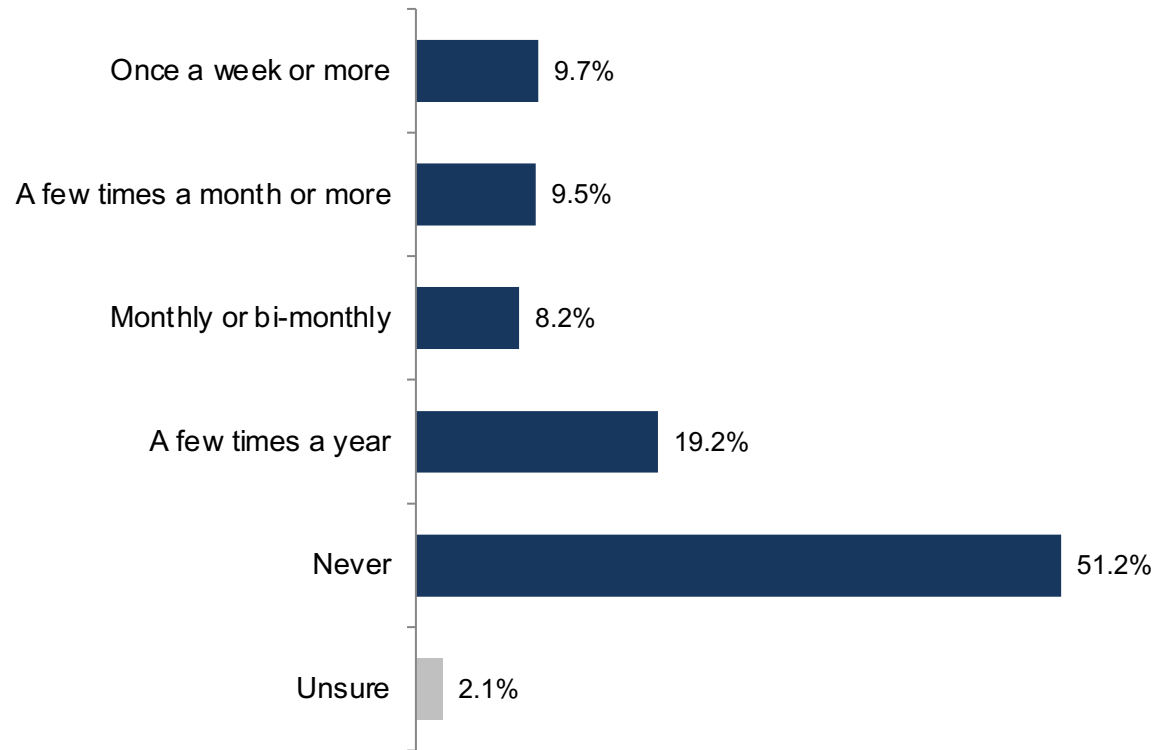


*2023: Used Children's Playground in the last year [NET], 2013-2018: Used Children's Playground (no time period indicated)

27% used bicycle paths infrequently and 19% used them at least once a week

Question 56: How many times in the last year did you or a member of your family utilize each of the following recreational spaces or programs in Dunwoody?

Bicycle Paths

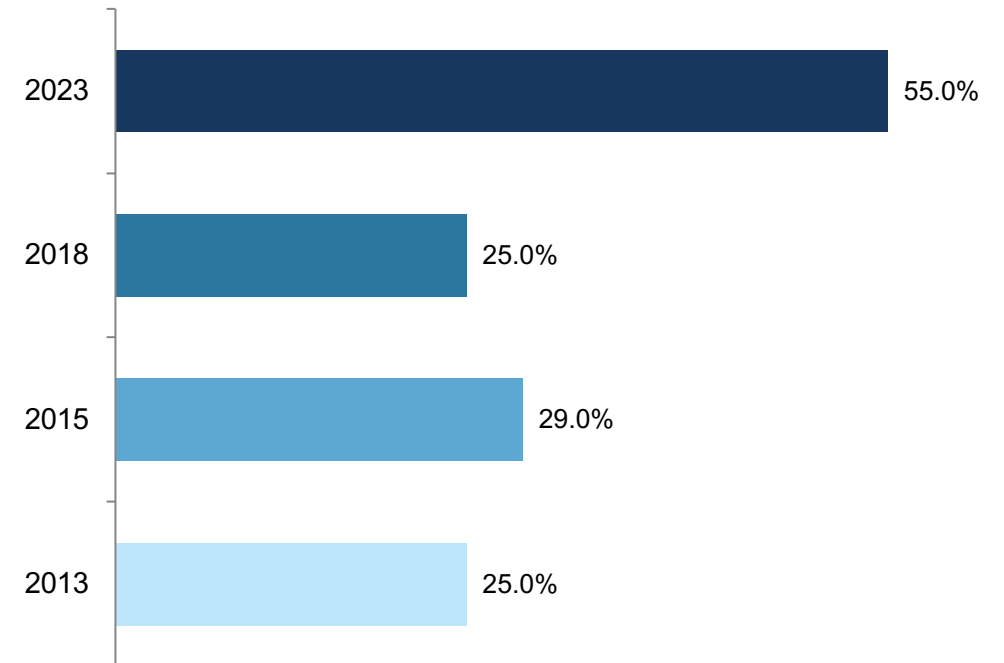
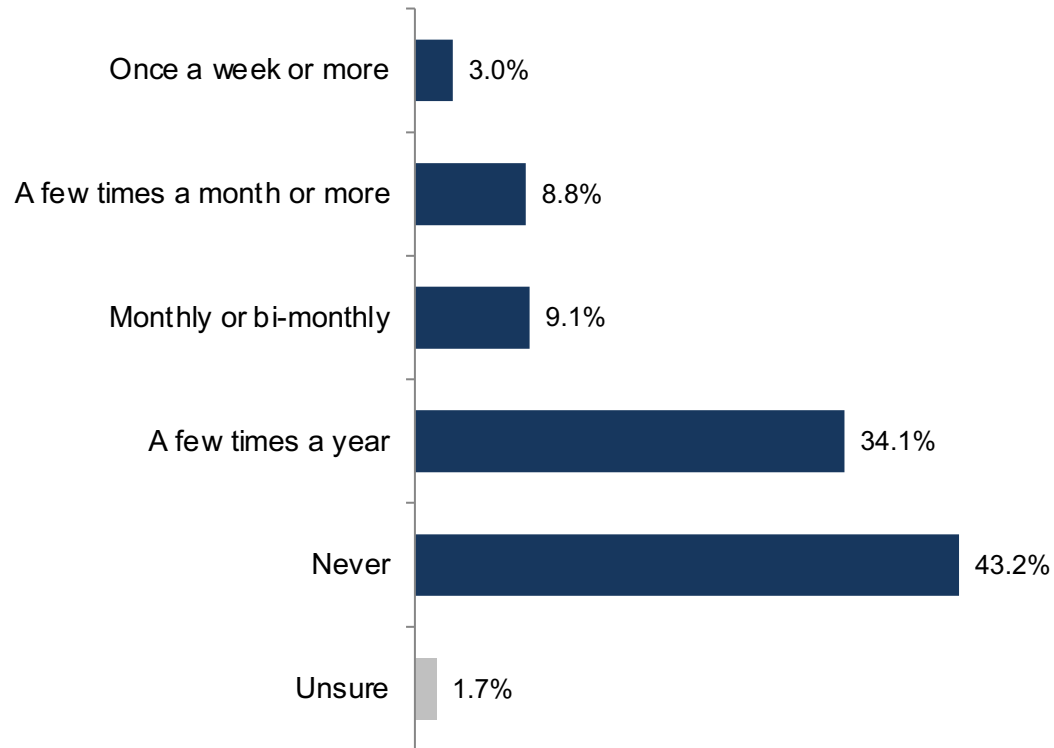


*2023: Used Bicycle Paths in the last year [NET], 2013-2018: Used Bicycle Paths (no time period indicated)

55% used picnic areas in the last year

Question 57: How many times in the last year did you or a member of your family utilize each of the following recreational spaces or programs in Dunwoody?

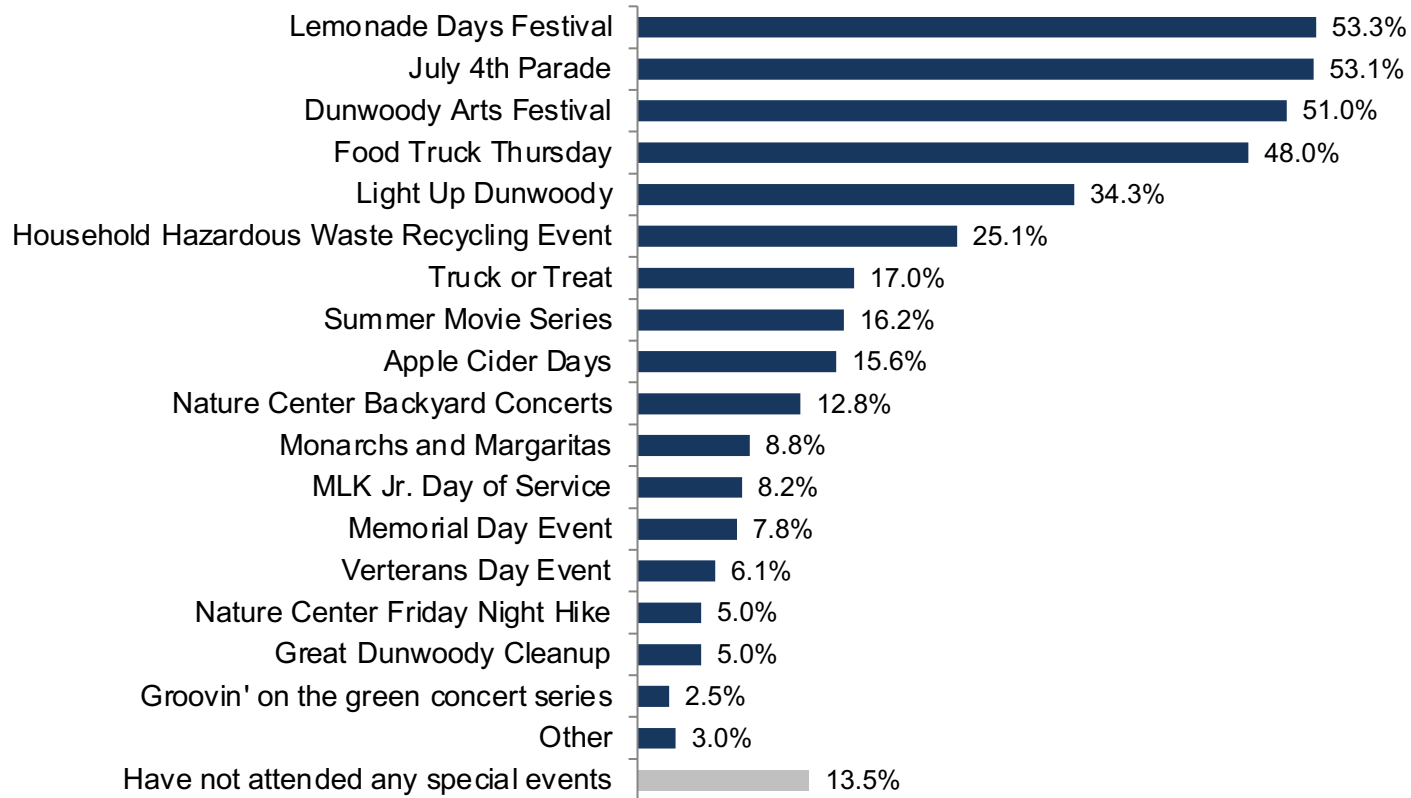
Picnic Areas



2023: Used Picnic Areas in the last year [NET], 2013-2018: Used Picnic Areas (no time period indicated)

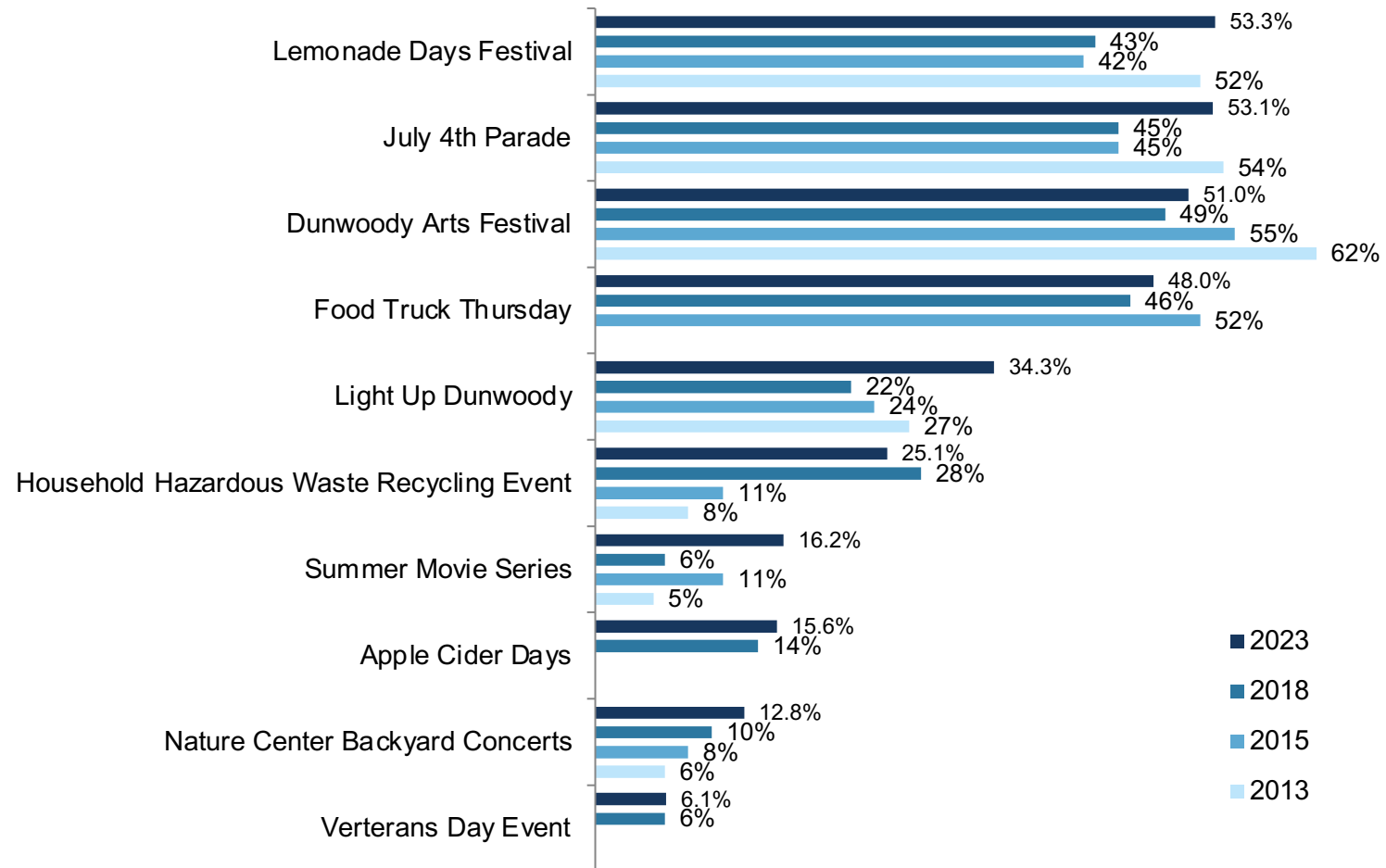
Most attended events included Lemonade Days Festival, July 4th Parade, and Dunwoody Arts Festival

Question 59: Which of the following special events in Dunwoody, if any, have you attended in the past year?
[SELECT ALL THAT APPLY]



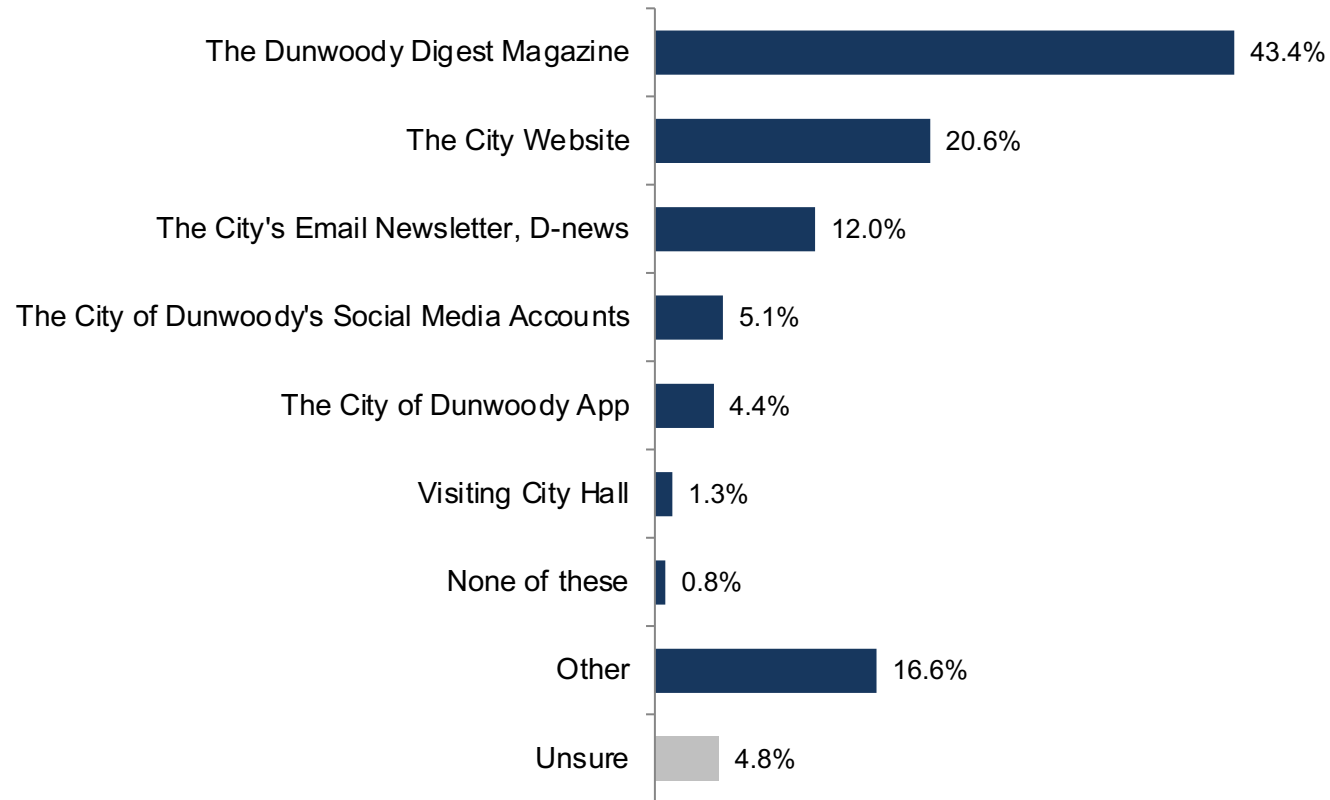
Event attendance over time (2013-2023)

Question 59: Which of the following special events in Dunwoody, if any, have you attended in the past year?
[SELECT ALL THAT APPLY]



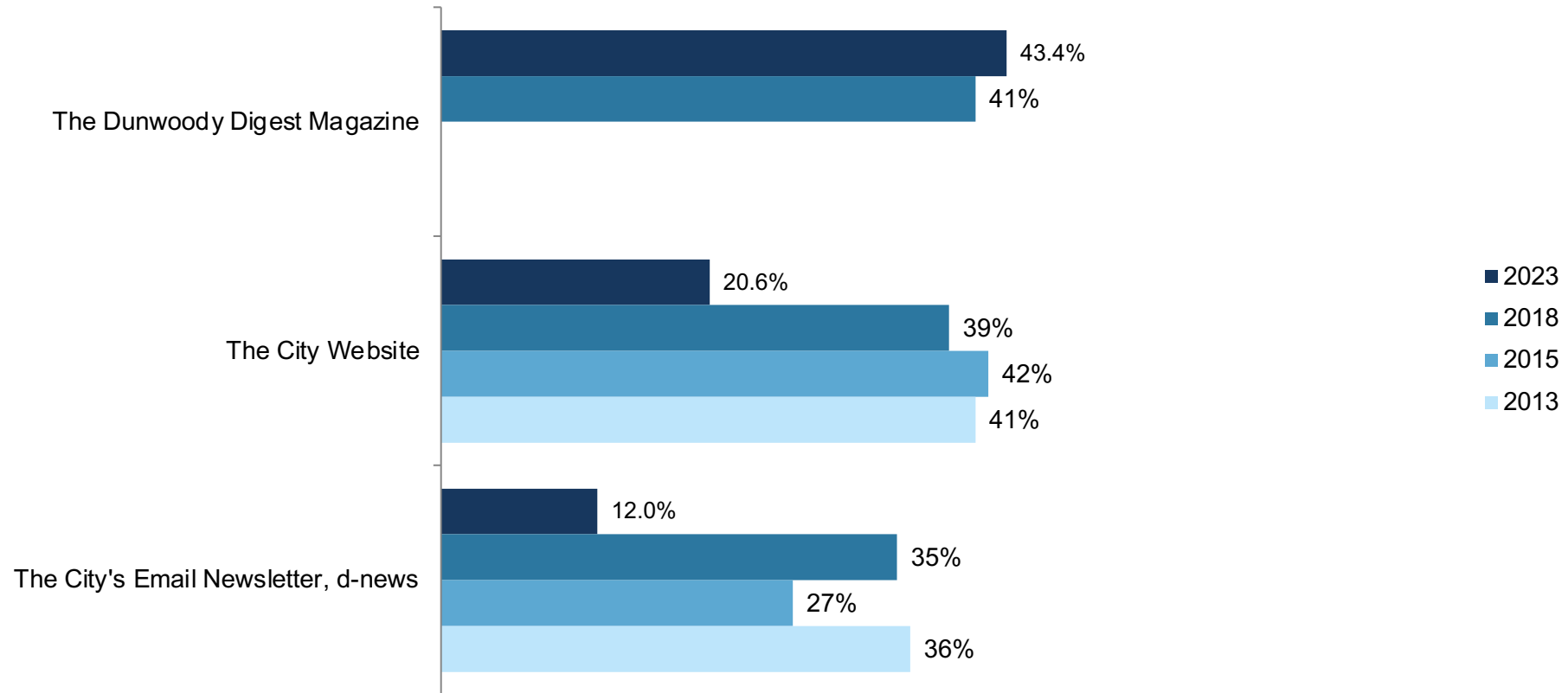
43% receive news and information from the City through Dunwoody Digest Magazine

Question 60: How do you get news and information from the City?
[SELECT ALL THAT APPLY]



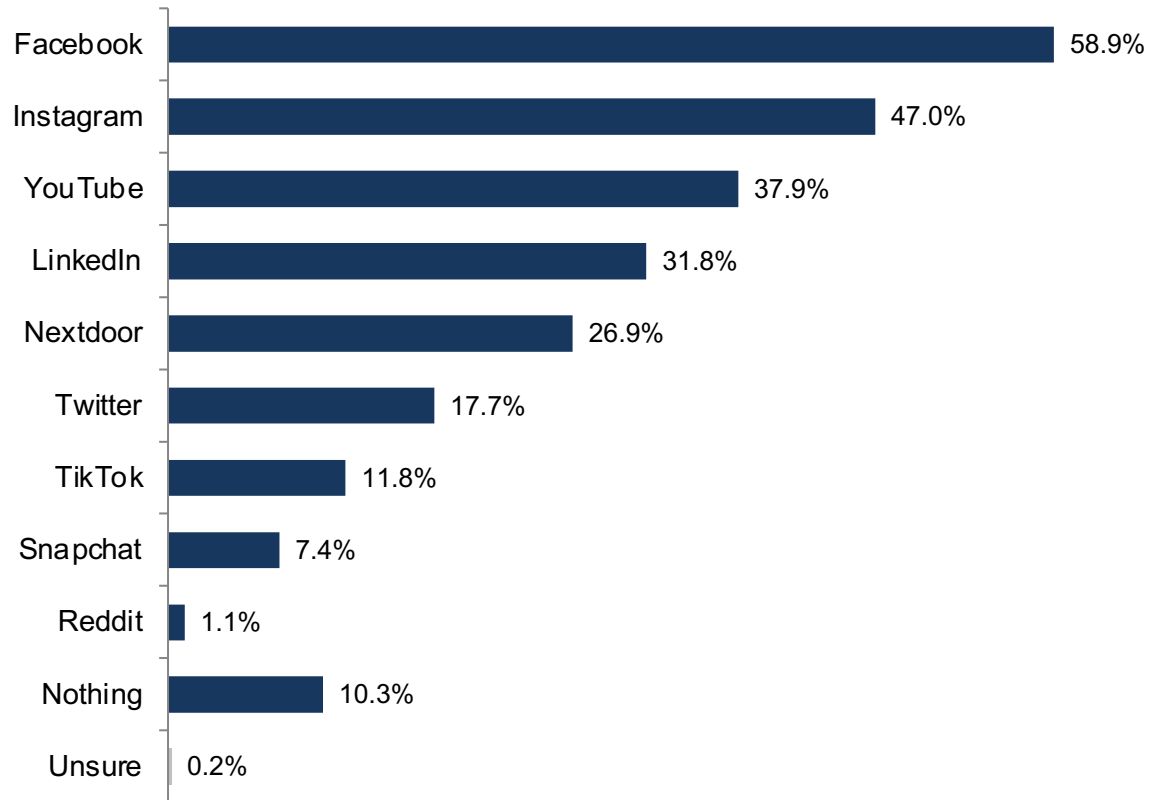
Sources of news from the City over time

Question 60: How do you get news and information from the City?



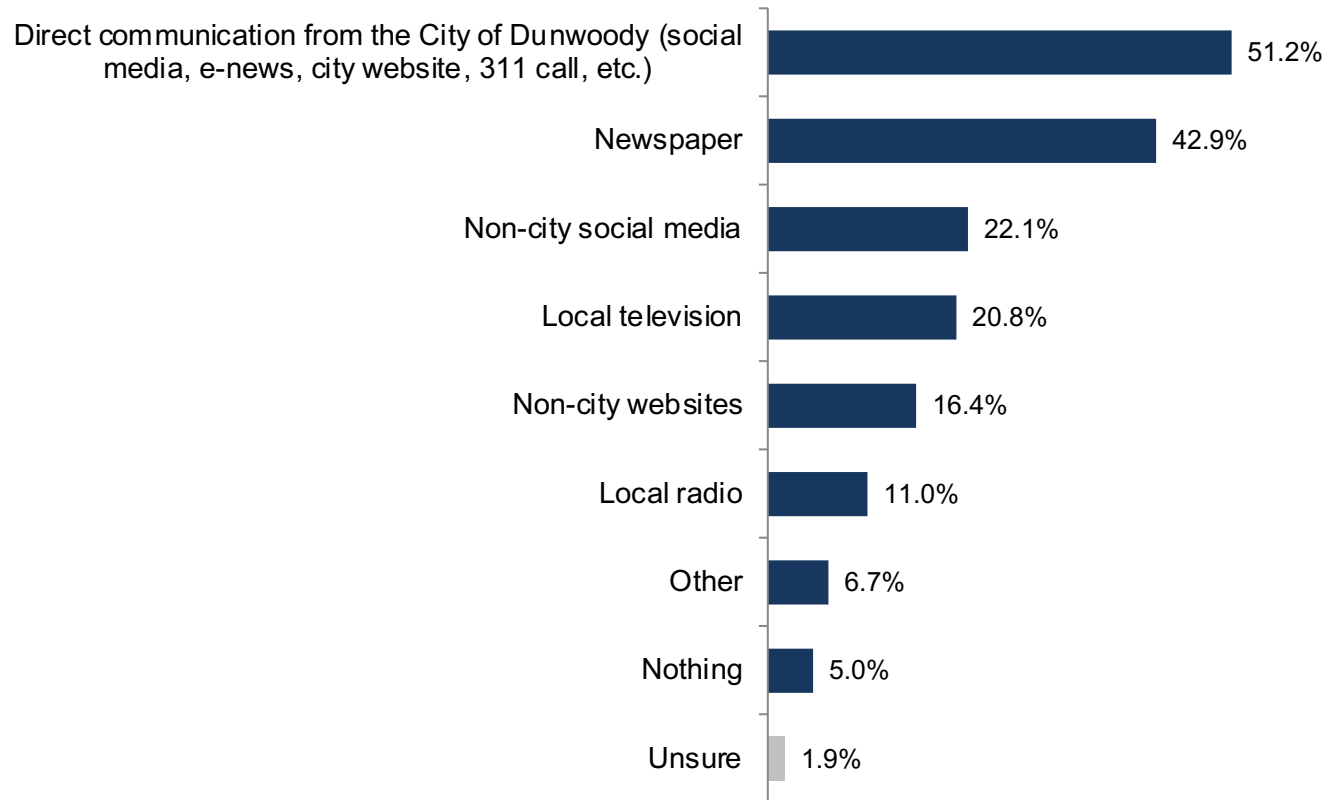
Facebook (57%), Instagram (47%), and YouTube (38%) are the most popular social media websites

Question 61: Please indicate which if any of these social apps and websites you use regularly.
[SELECT ALL THAT APPLY]



51% use direct communications from the City as their top source of news for Dunwoody related issues

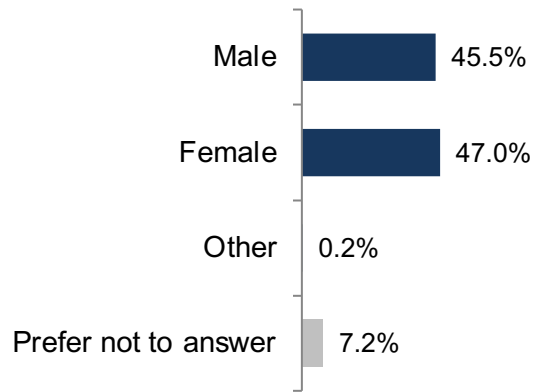
Question 62: What are your top sources for news and information about issues related to Dunwoody?
[SELECT ALL THAT APPLY]



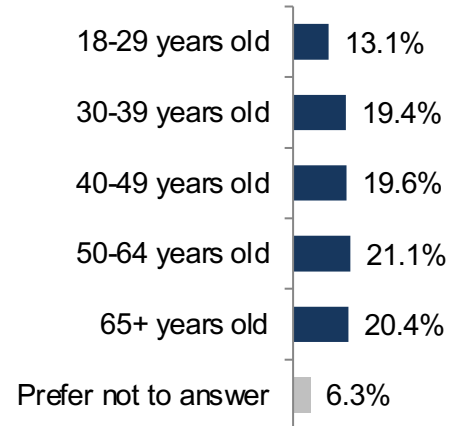
Demographics

Respondent demographics by gender, age group, ethnicity, children in home, years of residency, survey mode, and Dunwoody business ownership

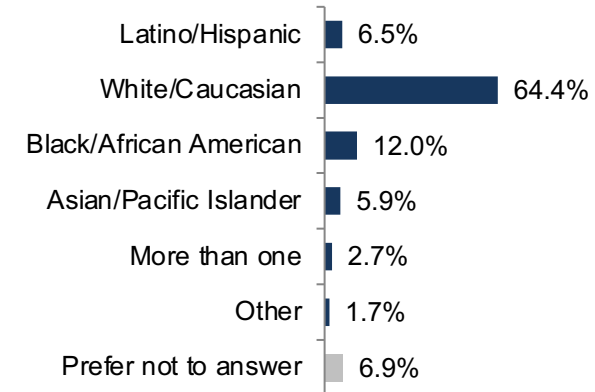
Gender



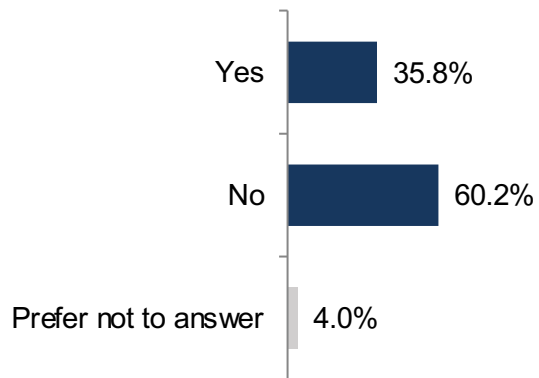
Age Group



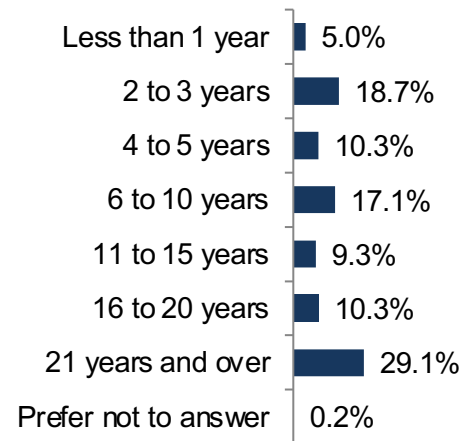
Ethnicity



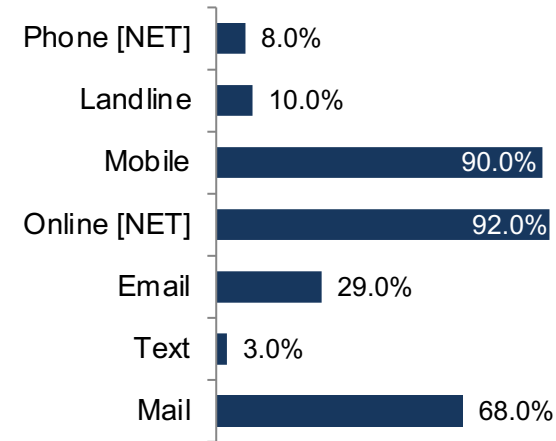
Children in Home



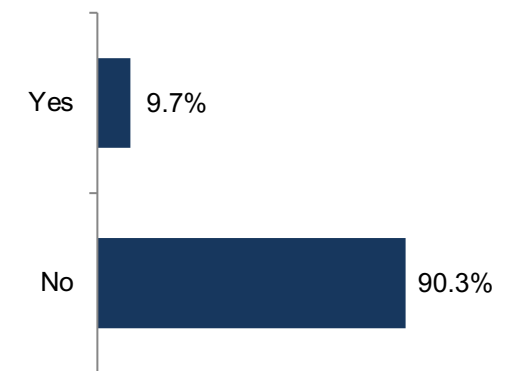
Years of Residency



Survey Mode



Business Ownership



Cross-tabulations

City of Dunwoody - Community Survey
March 2023

Q1. Do you live in the City of Dunwoody?

Base: Total Sample

BANNER 1

	GENDER			AGE GROUP					ETHNICITY						
	TOTAL	MALE	FEMALE	OTHER	18-29	30-39	40-49	50-64	65+	LATINO	WHITE	BLACK	ASIAN	MORE THAN /ONE RACE	OTHER
Total	525	239	247	1	69	102	103	111	107	34	338	63	31	14	9
	100%	100%	100.0%	100%	100%	100%	100%	100%	100%	100.0%	100%	100%	100%	100.0%	100%
YES	525	239	247	1	69	102	103	111	107	34	338	63	31	14	9
	100%	100%	100.0%	100%	100%	100%	100%	100%	100%	100.0%	100%	100%	100%	100.0%	100%



City of Dunwoody - Community Survey
March 2023

Q1. Do you live in the City of Dunwoody?

Base: Total Sample

BANNER 2

	YEARS LIVED IN DUNWOODY								CHILDREN IN HOUSEHOLD		BUSINESS OWNERSHIP		MODE						LANGUAGE		
	TOTAL	LESS THAN 1 YEAR	2 TO 3 YEARS	4 TO 5 YEARS	6 TO 10 YEARS	11 TO 15 YEARS	16 TO 20 YEARS	21 AND OVER	YES	NO	YES	NO	PHONE [NET]	LAND- LINE	MOBILE	ONLINE [NET]	EMAIL	TEXT	MAIL [NET]	ENGLISH	SPANISH
Total	525 100%	26 100.0%	98 100%	54 100%	90 100%	49 100%	54 100%	153 100%	188 100.0%	316 100.0%	51 100%	474 100%	42 100%	4 100%	38 100.0%	483 100.0%	140 100%	16 100%	327 100%	512 100.0%	13 100.0%
YES	525 100%	26 100.0%	98 100%	54 100%	90 100%	49 100%	54 100%	153 100%	188 100.0%	316 100.0%	51 100%	474 100%	42 100%	4 100%	38 100.0%	483 100.0%	140 100%	16 100%	327 100%	512 100.0%	13 100.0%



City of Dunwoody - Community Survey
March 2023

Q2. What is the most important issue facing Dunwoody today?

Base: Total Sample

BANNER 1	GENDER			AGE GROUP					ETHNICITY						
	TOTAL	MALE	FEMALE	OTHER	18-29	30-39	40-49	50-64	65+	LATINO	WHITE	BLACK	ASIAN	MORE THAN /ONE RACE	OTHER
Total	525	239	247	1	69	102	103	111	107	34	338	63	31	14	9
	100%	100%	100.0%	100%	100%	100%	100%	100%	100%	100.0%	100%	100%	100%	100.0%	100%
TRAFFIC CONGESTION	155	72	77	0	19	27	28	32	45	9	108	16	8	6	3
	29.5%	30.1%	31.2%		27.5%	26.5%	27.2%	28.8%	42.1%	26.5%	32.0%	25.4%	25.8%	42.9%	33.3%
CRIME/PUBLIC SAFETY/LACK OF POLICE PRESENCE	134	51	67	0	10	23	24	37	25	9	77	16	10	5	0
	25.5%	21.3%	27.1%		14.5%	22.5%	23.3%	33.3%	23.4%	26.5%	22.8%	25.4%	32.3%	35.7%	
INFRASTRUCTURE/POORLY MAINTAINED ROADS/HIGHWAYS	49	26	18	0	12	6	9	9	9	1	32	7	2	1	1
	9.3%	10.9%	7.3%		17.4%	5.9%	8.7%	8.1%	8.4%	2.9%	9.5%	11.1%	6.5%	7.1%	11.1%
AFFORDABLE HOUSING	25	9	16	0	13	3	3	3	1	0	13	10	2	0	0
	4.8%	3.8%	6.5%		18.8%	2.9%	2.9%	2.7%	0.9%		3.8%	15.9%	6.5%		
STAGNANT ECONOMY	7	6	1	0	1	1	1	2	2	0	4	2	1	0	0
	1.3%	2.5%	0.4%		1.4%	1.0%	1.0%	1.8%	1.9%		1.2%	3.2%	3.2%		
HOMELESSNESS	8	2	6	0	3	1	1	3	0	2	5	1	0	0	0
	1.5%	0.8%	2.4%		4.3%	1.0%	1.0%	2.7%		5.9%	1.5%	1.6%			
ZOONING	3	2	0	0	1	0	0	1	0	0	1	1	0	0	0
	0.6%	0.8%			1.4%			0.9%			0.3%	1.6%			
TAXES	18	4	11	0	1	4	2	5	3	0	12	2	1	0	0
	3.4%	1.7%	4.5%		1.4%	3.9%	1.9%	4.5%	2.8%		3.6%	3.2%	3.2%		
MORE RESTAURANTS/SHOPS/BUSINESSES	42	19	21	0	3	15	16	6	2	1	32	4	2	0	1
	8.0%	7.9%	8.5%		4.3%	14.7%	15.5%	5.4%	1.9%	2.9%	9.5%	6.3%	6.5%		11.1%
OVER POPULATION/OVERCROWDED	36	15	19	0	6	10	7	11	1	2	27	0	1	2	1
	6.9%	6.3%	7.7%		8.7%	9.8%	6.8%	9.9%	0.9%	5.9%	8.0%		3.2%	14.3%	11.1%
EDUCATION/SCHOOLS	46	20	24	0	1	15	17	7	4	2	36	1	2	2	1
	8.8%	8.4%	9.7%		1.4%	14.7%	16.5%	6.3%	3.7%	5.9%	10.7%	1.6%	6.5%	14.3%	11.1%
PRESERVE OPEN SPACES/SMALL TOWN FEEL/OVER DEVELOPMENT/CONSTRUCTIONS	80	34	38	0	5	15	18	17	17	4	54	7	2	4	2
	15.2%	14.2%	15.4%		7.2%	14.7%	17.5%	15.3%	15.9%	11.8%	16.0%	11.1%	6.5%	28.6%	22.2%
PROVIDE MORE SIDEWALKS/BIKE LANES/WALKING TRAILS	51	27	20	0	9	12	16	8	5	3	36	3	1	3	2
	9.7%	11.3%	8.1%		13.0%	11.8%	15.5%	7.2%	4.7%	8.8%	10.7%	4.8%	3.2%	21.4%	22.2%
INFLATION/COST OF LIVING	4	3	1	0	1	0	1	1	0	1	2	0	0	1	0
	0.8%	1.3%	0.4%		1.4%		1.0%	0.9%		2.9%	0.6%			7.1%	
TRANSPORTATION	9	3	5	0	1	3	1	3	0	0	6	1	1	0	0
	1.7%	1.3%	2.0%		1.4%	2.9%	1.0%	2.7%			1.8%	1.6%	3.2%		

Continued



City of Dunwoody - Community Survey
March 2023

Q2. What is the most important issue facing Dunwoody today?

Base: Total Sample

	GENDER			AGE GROUP					ETHNICITY						
	TOTAL	MALE	FEMALE	OTHER	18-29	30-39	40-49	50-64	65+	LATINO	WHITE	BLACK	ASIAN	MORE THAN /ONE RACE	OTHER
PROVIDE MORE PARKS/ RECREATIONAL AREAS	13 2.5%	7 2.9%	6 2.4%	0	4 5.8%	6 5.9%	0	1 0.9%	2 1.9%	0	9 2.7%	1 1.6%	2 6.5%	0	1 11.1%
BALANCED BUDGET/CONTROL OVERSPENDING	9 1.7%	6 2.5%	1 0.4%	1 100%	0	0	1 1.0%	3 2.7%	3 2.8%	0	5 1.5%	1 1.6%	0	1 7.1%	1 11.1%
LACK OF TRAFFIC RULES (I.E., OVER SPEEDING, RECKLESS DRIVING, LOUD VEHICLES AT NIGHT, ETC.)	12 2.3%	6 2.5%	6 2.4%	0	1 1.4%	6 5.9%	2 1.9%	1 0.9%	2 1.9%	2 5.9%	10 3.0%	0	0	0	0
HIGH PRICES OF REAL ESTATE/ HIGH PROPERTY VALUE	3 0.6%	2 0.8%	1 0.4%	0	0	0	2 1.9%	1 0.9%	0	2 5.9%	1 0.3%	0	0	0	0
LACK OF ENTERTAINMENT AREAS (I.E. THEATER CENTERS, ETC.)	12 2.3%	7 2.9%	4 1.6%	0	3 4.3%	2 2.0%	4 3.9%	3 2.7%	0	2 5.9%	5 1.5%	1 1.6%	1 3.2%	0	2 22.2%
LACK OF DEVELOPMENT/REMODEL EMPTY BUILDINGS/ REVITALIZATION OF DUNWOODY VILLAGE	17 3.2%	8 3.3%	8 3.2%	0	2 2.9%	3 2.9%	8 7.8%	2 1.8%	1 0.9%	0	11 3.3%	2 3.2%	1 3.2%	1 7.1%	1 11.1%
LIVABILITY/MAINTAINING OUR QUALITY OF LIFE	7 1.3%	4 1.7%	2 0.8%	0	0	1 1.0%	2 1.9%	3 2.7%	1 0.9%	0	6 1.8%	0	0	0	0
ENVIRONMENT/UNCLEAN TRASH	8 1.5%	3 1.3%	4 1.6%	0	1 1.4%	3 2.9%	0	3 2.7%	0	1 2.9%	3 0.9%	2 3.2%	1 3.2%	0	0
ACCESS TO CITY SERVICES (I.E. AMBULANCE, ETC.)	11 2.1%	3 1.3%	8 3.2%	0	0	3 2.9%	6 5.8%	1 0.9%	1 0.9%	1 2.9%	8 2.4%	1 1.6%	0	1 7.1%	0
LACK OF PARKING AREAS	3 0.6%	0	3 1.2%	0	1 1.4%	0	1 1.0%	1 0.9%	0	1 2.9%	2 0.6%	0	0	0	0
STORM DRAIN ISSUES/SEWER SERVICES	5 1.0%	2 0.8%	3 1.2%	0	1 1.4%	0	1 1.0%	1 0.9%	2 1.9%	2 5.9%	2 0.6%	1 1.6%	0	0	0
CORRUPTION	2 0.4%	1 0.4%	1 0.4%	0	0	0	1 1.0%	1 0.9%	0	0	2 0.6%	0	0	0	0
LACK OF EFFICIENT GOVERNANCE/POOR GOVERNMENT LEADERSHIP	2 0.4%	1 0.4%	1 0.4%	0	0	0	0	1 0.9%	1 0.9%	0	2 0.6%	0	0	0	0
NOT ENOUGH URBAN PLANNING	3 0.6%	2 0.8%	1 0.4%	0	2 2.9%	0	0	1 0.9%	0	0	3 0.9%	0	0	0	0
NONE/NO ISSUE	7 1.3%	5 2.1%	2 0.8%	0	1 1.4%	3 2.9%	0	0	3 2.8%	1 2.9%	2 0.6%	2 3.2%	1 3.2%	1 7.1%	0

Continued



City of Dunwoody - Community Survey
March 2023

Q2. What is the most important issue facing Dunwoody today?

Base: Total Sample

BANNER 1

	GENDER			AGE GROUP					ETHNICITY						
	TOTAL	MALE	FEMALE	OTHER	18-29	30-39	40-49	50-64	65+	LATINO	WHITE	BLACK	ASIAN	MORE THAN /ONE RACE	OTHER
OTHER	15 2.9%	7 2.9%	7 2.8%	0	2 2.9%	1 1.0%	3 2.9%	5 4.5%	2 1.9%	2 5.9%	8 2.4%	1 1.6%	3 9.7%	1 7.1%	0
DON'T KNOW/REFUSED	10 1.9%	4 1.7%	5 2.0%	0	1 1.4%	4 3.9%	2 1.9%	1 0.9%	2 1.9%	3 8.8%	3 0.9%	4 6.3%	0	0	0



City of Dunwoody - Community Survey
March 2023

Q2. What is the most important issue facing Dunwoody today?

Base: Total Sample

BANNER 2

	YEARS LIVED IN DUNWOODY								CHILDREN IN HOUSEHOLD		BUSINESS OWNERSHIP		MODE						LANGUAGE		
	TOTAL	LESS	2 TO	4 TO	6 TO	11 TO	16 TO	21	YES	NO	YES	NO	PHONE [NET]	LAND- LINE	MOBILE	ONLINE [NET]	EMAIL	TEXT	MAIL [NET]	ENGLISH	SPANISH
		THAN 1 YEAR	3 YEARS	5 YEARS	10 YEARS	15 YEARS	20 YEARS	AND OVER													
Total	525 100%	26 100.0%	98 100%	54 100%	90 100%	49 100%	54 100%	153 100%	188 100.0%	316 100.0%	51 100%	474 100%	42 100%	4 100%	38 100.0%	483 100.0%	140 100%	16 100%	327 100%	512 100.0%	13 100.0%
TRAFFIC CONGESTION	155 29.5%	5 19.2%	28 28.6%	12 22.2%	25 27.8%	15 30.6%	13 24.1%	57 37.3%	44 23.4%	107 33.9%	11 21.6%	144 30.4%	10 23.8%	1 25.0%	9 23.7%	145 30.0%	52 37.1%	4 25.0%	89 27.2%	153 29.9%	2 15.4%
CRIME/PUBLIC SAFETY/LACK OF POLICE PRESENCE	134 25.5%	3 11.5%	21 21.4%	13 24.1%	27 30.0%	12 24.5%	12 22.2%	45 29.4%	44 23.4%	78 24.7%	15 29.4%	119 25.1%	9 21.4%	1 25.0%	8 21.1%	125 25.9%	30 21.4%	4 25.0%	91 27.8%	131 25.6%	3 23.1%
INFRASTRUCTURE/POORLY MAINTAINED ROADS/HIGHWAYS	49 9.3%	6 23.1%	8 8.2%	5 9.3%	11 12.2%	5 10.2%	4 7.4%	10 6.5%	13 6.9%	31 9.8%	4 7.8%	45 9.5%	4 9.5%	0	4 10.5%	45 9.3%	11 7.9%	1 6.3%	33 10.1%	49 9.6%	0
AFFORDABLE HOUSING	25 4.8%	5 19.2%	6 6.1%	4 7.4%	3 3.3%	2 4.1%	3 5.6%	2 1.3%	3 1.6%	21 6.6%	1 2.0%	24 5.1%	4 9.5%	0	4 10.5%	21 4.3%	1 0.7%	4 25.0%	16 4.9%	25 4.9%	0
STAGNANT ECONOMY	7 1.3%	1 3.8%	1 1.0%	0	1 1.1%	1 2.0%	1 1.9%	2 1.3%	2 1.1%	5 1.6%	2 3.9%	5 1.1%	2 4.8%	1 25.0%	1 2.6%	5 1.0%	3 2.1%	0	2 0.6%	7 1.4%	0
HOMELESSNESS	8 1.5%	1 3.8%	1 1.0%	2 3.7%	2 2.2%	0	1 1.9%	1 0.7%	2 1.1%	6 1.9%	0	8 1.7%	3 7.1%	0	3 7.9%	5 1.0%	2 1.4%	0	3 0.9%	8 1.6%	0
ZOONING	3 0.6%	0	0	0	1 1.1%	0	1 1.9%	1 0.7%	0	2 0.6%	0	3 0.6%	0	0	0	3 0.6%	0	0	3 0.9%	3 0.6%	0
TAXES	18 3.4%	1 3.8%	1 1.0%	3 5.6%	5 5.6%	1 2.0%	1 1.9%	6 3.9%	6 3.2%	10 3.2%	4 7.8%	14 3.0%	1 2.4%	0	1 2.6%	17 3.5%	4 2.9%	0	13 4.0%	18 3.5%	0
MORE RESTAURANTS/SHOPS/ BUSINESSES	42 8.0%	1 3.8%	10 10.2%	7 13.0%	11 12.2%	6 12.2%	3 5.6%	4 2.6%	25 13.3%	17 5.4%	10 19.6%	32 6.8%	1 2.4%	0	1 2.6%	41 8.5%	9 6.4%	2 12.5%	30 9.2%	41 8.0%	1 7.7%
OVER POPULATION/OVERCROWDED	36 6.9%	1 3.8%	6 6.1%	5 9.3%	10 11.1%	2 4.1%	4 7.4%	8 5.2%	23 12.2%	12 3.8%	4 7.8%	32 6.8%	1 2.4%	0	1 2.6%	35 7.2%	7 5.0%	1 6.3%	27 8.3%	34 6.6%	2 15.4%
EDUCATION/SCHOOLS	46 8.8%	1 3.8%	9 9.2%	6 11.1%	8 8.9%	7 14.3%	3 5.6%	12 7.8%	35 18.6%	9 2.8%	4 7.8%	42 8.9%	1 2.4%	0	1 2.6%	45 9.3%	11 7.9%	1 6.3%	33 10.1%	44 8.6%	2 15.4%
PRESERVE OPEN SPACES/SMALL TOWN FEEL/OVER DEVELOPMENT/CONSTRUCTIONS	80 15.2%	5 19.2%	15 15.3%	5 9.3%	11 12.2%	6 12.2%	9 16.7%	29 19.0%	31 16.5%	44 13.9%	6 11.8%	74 15.6%	1 2.4%	0	1 2.6%	79 16.4%	26 18.6%	1 6.3%	52 15.9%	79 15.4%	1 7.7%
PROVIDE MORE SIDEWALKS/BIKE LANES/WALKING TRAILS	51 9.7%	2 7.7%	9 9.2%	8 14.8%	9 10.0%	8 16.3%	4 7.4%	11 7.2%	22 11.7%	28 8.9%	5 9.8%	46 9.7%	0	0	0	51 10.6%	10 7.1%	1 6.3%	40 12.2%	50 9.8%	1 7.7%
INFLATION/COST OF LIVING	4 0.8%	0	2 2.0%	0	0	0	1 1.9%	1 0.7%	1 0.5%	3 0.9%	0	4 0.8%	1 2.4%	0	1 2.6%	3 0.6%	0	0	3 0.9%	4 0.8%	0

Continued



City of Dunwoody - Community Survey
March 2023

Q2. What is the most important issue facing Dunwoody today?

Base: Total Sample

BANNER 2

	YEARS LIVED IN DUNWOODY								CHILDREN IN HOUSEHOLD		BUSINESS OWNERSHIP		MODE						LANGUAGE		
	TOTAL	LESS	2 TO	4 TO	6 TO	11 TO	16 TO	21	YES	NO	YES	NO	PHONE [NET]	LAND- LINE	MOBILE	ONLINE [NET]	EMAIL	TEXT	MAIL [NET]	ENGLISH	SPANISH
		THAN 1 YEAR	3 YEARS	5 YEARS	10 YEARS	15 YEARS	20 YEARS	AND OVER													
TRANSPORTATION	9 1.7%	1 3.8%	1 1.0%	3 5.6%	2 2.2%	2 4.1%	0	0	4 2.1%	5 1.6%	2 3.9%	7 1.5%	1 2.4%	0	1 2.6%	8 1.7%	3 2.1%	0	5 1.5%	9 1.8%	0
PROVIDE MORE PARKS/ RECREATIONAL AREAS	13 2.5%	4 15.4%	4 4.1%	0	2 2.2%	1 2.0%	0	2 1.3%	4 2.1%	9 2.8%	1 2.0%	12 2.5%	2 4.8%	1 25.0%	1 2.6%	11 2.3%	2 1.4%	0	9 2.8%	13 2.5%	0
BALANCED BUDGET/CONTROL OVERSPENDING	9 1.7%	0	0	0	0	0	2 3.7%	7 4.6%	1 0.5%	8 2.5%	1 2.0%	8 1.7%	0	0	0	9 1.9%	6 4.3%	0	3 0.9%	9 1.8%	0
LACK OF TRAFFIC RULES (I.E., OVER SPEEDING, RECKLESS DRIVING, LOUD VEHICLES AT NIGHT, ETC.)	12 2.3%	1 3.8%	6 6.1%	2 3.7%	2 2.2%	0	0	1 0.7%	5 2.7%	7 2.2%	2 3.9%	10 2.1%	0	0	0	12 2.5%	3 2.1%	0	9 2.8%	12 2.3%	0
HIGH PRICES OF REAL ESTATE/ HIGH PROPERTY VALUE	3 0.6%	0	1 1.0%	2 3.7%	0	0	0	0	3 1.6%	0	1 2.0%	2 0.4%	1 2.4%	0	1 2.6%	2 0.4%	1 0.7%	0	1 0.3%	2 0.4%	1 7.7%
LACK OF ENTERTAINMENT AREAS (I.E. THEATER CENTERS, ETC.)	12 2.3%	0	3 3.1%	0	3 3.3%	0	3 5.6%	3 2.0%	6 3.2%	6 1.9%	4 7.8%	8 1.7%	1 2.4%	0	1 2.6%	11 2.3%	0	0	11 3.4%	12 2.3%	0
LACK OF DEVELOPMENT/REMODEL EMPTY BUILDINGS/ REVITALIZATION OF DUNWOODY VILLAGE	17 3.2%	0	4 4.1%	1 1.9%	4 4.4%	5 10.2%	0	3 2.0%	10 5.3%	7 2.2%	2 3.9%	15 3.2%	0	0	0	17 3.5%	5 3.6%	3 18.8%	9 2.8%	17 3.3%	0
LIVABILITY/MAINTAINING OUR QUALITY OF LIFE	7 1.3%	0	0	2 3.7%	1 1.1%	1 2.0%	2 3.7%	1 0.7%	4 2.1%	3 0.9%	0	7 1.5%	0	0	0	7 1.4%	3 2.1%	0	4 1.2%	7 1.4%	0
ENVIRONMENT/UNCLEAN TRASH	8 1.5%	0	2 2.0%	2 3.7%	1 1.1%	0	1 1.9%	2 1.3%	2 1.1%	6 1.9%	0	8 1.7%	0	0	0	8 1.7%	2 1.4%	0	6 1.8%	7 1.4%	1 7.7%
ACCESS TO CITY SERVICES (I.E. AMBULANCE, ETC.)	11 2.1%	0	2 2.0%	2 3.7%	5 5.6%	1 2.0%	0	1 0.7%	6 3.2%	5 1.6%	1 2.0%	10 2.1%	0	0	0	11 2.3%	4 2.9%	0	7 2.1%	10 2.0%	1 7.7%
LACK OF PARKING AREAS	3 0.6%	0	1 1.0%	1 1.9%	0	1 2.0%	0	0	1 0.5%	2 0.6%	0	3 0.6%	0	0	0	3 0.6%	0	1 6.3%	2 0.6%	3 0.6%	0
STORM DRAIN ISSUES/SEWER SERVICES	5 1.0%	0	2 2.0%	1 1.9%	0	0	0	2 1.3%	2 1.1%	3 0.9%	1 2.0%	4 0.8%	1 2.4%	0	1 2.6%	4 0.8%	2 1.4%	0	2 0.6%	5 1.0%	0
CORRUPTION	2 0.4%	0	0	1 1.9%	0	0	1 1.9%	0	2 1.1%	0	0	2 0.4%	0	0	0	2 0.4%	0	0	2 0.6%	2 0.4%	0
LACK OF EFFICIENT GOVERNANCE/POOR GOVERNMENT LEADERSHIP	2 0.4%	0	0	0	0	0	0	2 1.3%	0	2 0.6%	0	2 0.4%	0	0	0	2 0.4%	0	0	2 0.6%	2 0.4%	0

Continued



City of Dunwoody - Community Survey
March 2023

Q2. What is the most important issue facing Dunwoody today?

Base: Total Sample

BANNER 2

	YEARS LIVED IN DUNWOODY								CHILDREN IN HOUSEHOLD		BUSINESS OWNERSHIP		MODE						LANGUAGE		
	TOTAL	LESS THAN 1 YEAR	2 TO 3 YEARS	4 TO 5 YEARS	6 TO 10 YEARS	11 TO 15 YEARS	16 TO 20 YEARS	21 AND OVER	YES	NO	YES	NO	PHONE [NET]	LAND- LINE	MOBILE	ONLINE [NET]	EMAIL	TEXT	MAIL [NET]	ENGLISH	SPANISH
NOT ENOUGH URBAN PLANNING	3 0.6%	0	1 1.0%	0	0	0	0	2 1.3%	0	3 0.9%	0	3 0.6%	0	0	0	3 0.6%	1 0.7%	0	2 0.6%	3 0.6%	0
NONE/NO ISSUE	7 1.3%	1 3.8%	2 2.0%	0	1 1.1%	1 2.0%	1 1.9%	1 0.7%	2 1.1%	5 1.6%	0	7 1.5%	3 7.1%	0	3 7.9%	4 0.8%	3 2.1%	0	1 0.3%	7 1.4%	0
OTHER	15 2.9%	0	2 2.0%	1 1.9%	2 2.2%	2 4.1%	2 3.7%	6 3.9%	3 1.6%	11 3.5%	1 2.0%	14 3.0%	1 2.4%	0	1 2.6%	14 2.9%	4 2.9%	0	10 3.1%	14 2.7%	1 7.7%
DON'T KNOW/REFUSED	10 1.9%	2 7.7%	2 2.0%	2 3.7%	1 1.1%	0	1 1.9%	2 1.3%	5 2.7%	5 1.6%	0	10 2.1%	3 7.1%	0	3 7.9%	7 1.4%	2 1.4%	2 12.5%	3 0.9%	7 1.4%	3 23.1%



City of Dunwoody - Community Survey
March 2023

Q3. What do you like the most about living in Dunwoody?

Base: Total Sample

BANNER 1	GENDER				AGE GROUP					ETHNICITY					
	TOTAL	MALE	FEMALE	OTHER	18-29	30-39	40-49	50-64	65+	LATINO	WHITE	BLACK	ASIAN	MORE THAN /ONE RACE	OTHER
Total	525	239	247	1	69	102	103	111	107	34	338	63	31	14	9
	100%	100%	100.0%	100%	100%	100%	100%	100%	100%	100.0%	100%	100%	100%	100.0%	100%
QUIET/PEACEFUL ATMOSPHERE	28	9	17	0	6	5	4	6	6	4	9	9	1	2	1
	5.3%	3.8%	6.9%	0	8.7%	4.9%	3.9%	5.4%	5.6%	11.8%	2.7%	14.3%	3.2%	14.3%	11.1%
GOOD EDUCATION SYSTEM	14	5	7	0	0	6	3	3	1	3	7	1	1	0	0
	2.7%	2.1%	2.8%	0	0	5.9%	2.9%	2.7%	0.9%	8.8%	2.1%	1.6%	3.2%	0	0
GOOD COMMUNITY/FRIENDLY NEIGHBORHOOD/NICE PEOPLE	113	59	45	0	10	20	29	27	19	6	81	7	5	5	2
	21.5%	24.7%	18.2%	0	14.5%	19.6%	28.2%	24.3%	17.8%	17.6%	24.0%	11.1%	16.1%	35.7%	22.2%
IMPROVED INFRASTRUCTURE/ROADS/WALKING PATHS/BIKE LANES	31	17	13	0	6	9	1	8	5	3	16	3	3	1	3
	5.9%	7.1%	5.3%	0	8.7%	8.8%	1.0%	7.2%	4.7%	8.8%	4.7%	4.8%	9.7%	7.1%	33.3%
CONVENIENT LOCATION/WALKABLE/EASY ACCESS TO CITY	182	82	88	1	17	35	41	47	29	12	120	20	11	6	2
	34.7%	34.3%	35.6%	100%	24.6%	34.3%	39.8%	42.3%	27.1%	35.3%	35.5%	31.7%	35.5%	42.9%	22.2%
BETTER PARKS/RECREATIONAL AREAS/AMENITIES	86	29	52	0	15	24	20	15	9	2	56	13	5	3	3
	16.4%	12.1%	21.1%	0	21.7%	23.5%	19.4%	13.5%	8.4%	5.9%	16.6%	20.6%	16.1%	21.4%	33.3%
MALLS/SHOPPING CENTERS	56	20	33	0	5	9	5	19	16	3	27	16	4	0	2
	10.7%	8.4%	13.4%	0	7.2%	8.8%	4.9%	17.1%	15.0%	8.8%	8.0%	25.4%	12.9%	0	22.2%
LOTS OF DINING OPTIONS/RESTAURANTS	47	20	26	0	9	14	4	10	9	4	27	10	2	0	2
	9.0%	8.4%	10.5%	0	13.0%	13.7%	3.9%	9.0%	8.4%	11.8%	8.0%	15.9%	6.5%	0	22.2%
LOW CRIME/SAFE/GOOD POLICE	66	29	34	0	10	4	13	19	15	7	38	13	5	1	0
	12.6%	12.1%	13.8%	0	14.5%	3.9%	12.6%	17.1%	14.0%	20.6%	11.2%	20.6%	16.1%	7.1%	0
IT IS CLEAN/ENVIRONMENT FRIENDLY	25	11	13	0	5	5	5	4	5	1	11	8	3	1	0
	4.8%	4.6%	5.3%	0	7.2%	4.9%	4.9%	3.6%	4.7%	2.9%	3.3%	12.7%	9.7%	7.1%	0
IT IS A GOOD/GREAT PLACE TO LIVE IN	3	1	2	0	1	0	0	1	1	1	1	1	0	0	0
	0.6%	0.4%	0.8%	0	1.4%	0	0	0.9%	0.9%	2.9%	0.3%	1.6%	0	0	0
SMALL TOWN FEEL/SUBURBAN	57	22	31	0	5	19	16	8	7	2	46	0	3	1	1
	10.9%	9.2%	12.6%	0	7.2%	18.6%	15.5%	7.2%	6.5%	5.9%	13.6%	0	9.7%	7.1%	11.1%
ACCESS PUBLIC TRANSPORTATION/MARTA	16	10	6	0	4	5	0	5	2	0	14	0	2	0	0
	3.0%	4.2%	2.4%	0	5.8%	4.9%	0	4.5%	1.9%	0	4.1%	0	6.5%	0	0
LOTS OF EVENTS/ENTERTAINMENT/ACTIVITIES	27	12	14	0	4	5	6	5	5	1	18	2	2	3	0
	5.1%	5.0%	5.7%	0	5.8%	4.9%	5.8%	4.5%	4.7%	2.9%	5.3%	3.2%	6.5%	21.4%	0
PRESERVED GREEN/OPEN SPACE/NATURE LANDSCAPE	33	11	20	0	4	12	7	5	3	2	22	5	2	0	0
	6.3%	4.6%	8.1%	0	5.8%	11.8%	6.8%	4.5%	2.8%	5.9%	6.5%	7.9%	6.5%	0	0

Continued



City of Dunwoody - Community Survey
March 2023

Q3. What do you like the most about living in Dunwoody?

Base: Total Sample

BANNER 1	GENDER				AGE GROUP					ETHNICITY					
	TOTAL	MALE	FEMALE	OTHER	18-29	30-39	40-49	50-64	65+	LATINO	WHITE	BLACK	ASIAN	MORE THAN /ONE RACE	OTHER
AFFORDABILITY	3 0.6%	3 1.3%	0	0	1 1.4%	1 1.0%	0	0	1 0.9%	0	2 0.6%	0	1 3.2%	0	0
ACCESS TO HOSPITALS/MEDICAL FACILITIES	12 2.3%	6 2.5%	6 2.4%	0	0	1 1.0%	0	2 1.8%	9 8.4%	1 2.9%	9 2.7%	1 1.6%	0	0	1 11.1%
LESS TRAFFIC	4 0.8%	3 1.3%	1 0.4%	0	0	2 2.0%	0	1 0.9%	1 0.9%	0	1 0.3%	2 3.2%	1 3.2%	0	0
BEAUTIFUL/NICE CITY TO LIVE	20 3.8%	9 3.8%	10 4.0%	0	4 5.8%	1 1.0%	2 1.9%	4 3.6%	8 7.5%	2 5.9%	13 3.8%	4 6.3%	1 3.2%	0	0
CENTRALIZED LOCATIONS	7 1.3%	5 2.1%	2 0.8%	0	1 1.4%	2 2.0%	3 2.9%	1 0.9%	0	0	7 2.1%	0	0	0	0
CLOSE TO WORK/OFFICES	7 1.3%	3 1.3%	4 1.6%	0	1 1.4%	2 2.0%	1 1.0%	2 1.8%	1 0.9%	0	4 1.2%	1 1.6%	1 3.2%	0	1 11.1%
LOWER TAX RATES	3 0.6%	2 0.8%	0	0	0	0	0	1 0.9%	1 0.9%	0	2 0.6%	0	0	0	0
IT HAS RESIDENTIAL AREA COMMUNITY	7 1.3%	5 2.1%	1 0.4%	0	0	0	2 1.9%	0	4 3.7%	1 2.9%	4 1.2%	1 1.6%	0	0	0
FAMILY ORIENTED	26 5.0%	16 6.7%	8 3.2%	0	3 4.3%	5 4.9%	11 10.7%	4 3.6%	1 0.9%	4 11.8%	18 5.3%	0	2 6.5%	0	0
IT HAS EVERYTHING	2 0.4%	0	1 0.4%	0	0	0	1 1.0%	1 0.9%	0	0	1 0.3%	0	0	0	0
VARIETY OF DECENT HOUSING	5 1.0%	3 1.3%	1 0.4%	0	2 2.9%	1 1.0%	1 1.0%	0	0	0	3 0.9%	1 1.6%	0	0	0
GOOD GOVERNANCE	5 1.0%	2 0.8%	3 1.2%	0	0	0	2 1.9%	1 0.9%	2 1.9%	0	4 1.2%	1 1.6%	0	0	0
IT CLOSE WHERE I LIVE	2 0.4%	0	2 0.8%	0	0	1 1.0%	1 1.0%	0	0	1 2.9%	0	1 1.6%	0	0	0
ACCESS TO AIRPORT	1 0.2%	0	1 0.4%	0	0	0	0	1 0.9%	0	0	0	0	1 3.2%	0	0
FEEL AT HOME	0	0	0	0	0	0	0	0	0	0	0	0	0	0	0
NEAR CHURCH	4 0.8%	1 0.4%	2 0.8%	0	0	0	1 1.0%	1 0.9%	2 1.9%	0	3 0.9%	0	0	0	0
NONE	2 0.4%	0	1 0.4%	0	1 1.4%	1 1.0%	0	0	0	0	0	0	0	1 7.1%	0

Continued



City of Dunwoody - Community Survey
 March 2023

Q3. What do you like the most about living in Dunwoody?

Base: Total Sample

BANNER 1

	GENDER				AGE GROUP					ETHNICITY					
	TOTAL	MALE	FEMALE	OTHER	18-29	30-39	40-49	50-64	65+	LATINO	WHITE	BLACK	ASIAN	MORE THAN /ONE RACE	OTHER
OTHERS	20	13	5	0	2	4	1	3	9	1	15	1	1	0	0
	3.8%	5.4%	2.0%		2.9%	3.9%	1.0%	2.7%	8.4%	2.9%	4.4%	1.6%	3.2%		



City of Dunwoody - Community Survey
March 2023

Q3. What do you like the most about living in Dunwoody?

Base: Total Sample

BANNER 2

	YEARS LIVED IN DUNWOODY								CHILDREN IN HOUSEHOLD		BUSINESS OWNERSHIP		MODE						LANGUAGE		
	TOTAL	LESS THAN 1	2 TO 3	4 TO 5	6 TO 10	11 TO 15	16 TO 20	21 AND OVER	YES	NO	YES	NO	PHONE [NET]	LAND- LINE	MOBILE	ONLINE [NET]	EMAIL	TEXT	MAIL [NET]	ENGLISH	SPANISH
		YEAR	YEARS	YEARS	YEARS	YEARS	YEARS	YEARS													
Total	525 100%	26 100.0%	98 100%	54 100%	90 100%	49 100%	54 100%	153 100%	188 100.0%	316 100.0%	51 100%	474 100%	42 100%	4 100%	38 100.0%	483 100.0%	140 100%	16 100%	327 100%	512 100.0%	13 100.0%
QUIET/PEACEFUL ATMOSPHERE	28 5.3%	2 7.7%	10 10.2%	2 3.7%	3 3.3%	1 2.0%	0	9 5.9%	5 2.7%	21 6.6%	3 5.9%	25 5.3%	4 9.5%	0	4 10.5%	24 5.0%	8 5.7%	3 18.8%	13 4.0%	27 5.3%	1 7.7%
GOOD EDUCATION SYSTEM	14 2.7%	0	1 1.0%	7 13.0%	3 3.3%	1 2.0%	1 1.9%	1 0.7%	12 6.4%	2 0.6%	2 3.9%	12 2.5%	4 9.5%	1 25.0%	3 7.9%	10 2.1%	1 0.7%	0	9 2.8%	12 2.3%	2 15.4%
GOOD COMMUNITY/FRIENDLY NEIGHBORHOOD/NICE PEOPLE	113 21.5%	4 15.4%	15 15.3%	14 25.9%	22 24.4%	11 22.4%	12 22.2%	35 22.9%	48 25.5%	59 18.7%	11 21.6%	102 21.5%	4 9.5%	1 25.0%	3 7.9%	109 22.6%	26 18.6%	3 18.8%	80 24.5%	112 21.9%	1 7.7%
IMPROVED INFRASTRUCTURE/ ROADS/WALKING PATHS/BIKE LANES	31 5.9%	5 19.2%	5 5.1%	3 5.6%	4 4.4%	1 2.0%	4 7.4%	9 5.9%	8 4.3%	23 7.3%	2 3.9%	29 6.1%	4 9.5%	0	4 10.5%	27 5.6%	6 4.3%	2 12.5%	19 5.8%	31 6.1%	0
CONVENIENT LOCATION/ WALKABLE/EASY ACCESS TO CITY	182 34.7%	4 15.4%	30 30.6%	17 31.5%	33 36.7%	27 55.1%	17 31.5%	54 35.3%	70 37.2%	106 33.5%	19 37.3%	163 34.4%	13 31.0%	0	13 34.2%	169 35.0%	52 37.1%	6 37.5%	111 33.9%	180 35.2%	2 15.4%
BETTER PARKS/RECREATIONAL AREAS/AMENITIES	86 16.4%	6 23.1%	23 23.5%	8 14.8%	20 22.2%	6 12.2%	5 9.3%	18 11.8%	33 17.6%	51 16.1%	7 13.7%	79 16.7%	5 11.9%	0	5 13.2%	81 16.8%	13 9.3%	4 25.0%	64 19.6%	83 16.2%	3 23.1%
MALLS/SHOPPING CENTERS	56 10.7%	6 23.1%	9 9.2%	7 13.0%	8 8.9%	5 10.2%	4 7.4%	17 11.1%	14 7.4%	40 12.7%	3 5.9%	53 11.2%	6 14.3%	0	6 15.8%	50 10.4%	18 12.9%	2 12.5%	30 9.2%	55 10.7%	1 7.7%
LOTS OF DINING OPTIONS/ RESTAURANTS	47 9.0%	4 15.4%	7 7.1%	7 13.0%	10 11.1%	2 4.1%	4 7.4%	13 8.5%	16 8.5%	30 9.5%	1 2.0%	46 9.7%	6 14.3%	1 25.0%	5 13.2%	41 8.5%	7 5.0%	3 18.8%	31 9.5%	46 9.0%	1 7.7%
LOW CRIME/SAFE/GOOD POLICE	66 12.6%	6 23.1%	12 12.2%	8 14.8%	10 11.1%	7 14.3%	7 13.0%	16 10.5%	16 8.5%	49 15.5%	9 17.6%	57 12.0%	7 16.7%	0	7 18.4%	59 12.2%	16 11.4%	4 25.0%	39 11.9%	64 12.5%	2 15.4%
IT IS CLEAN/ENVIRONMENT FRIENDLY	25 4.8%	2 7.7%	6 6.1%	4 7.4%	2 2.2%	4 8.2%	1 1.9%	6 3.9%	8 4.3%	17 5.4%	3 5.9%	22 4.6%	5 11.9%	1 25.0%	4 10.5%	20 4.1%	5 3.6%	1 6.3%	14 4.3%	25 4.9%	0
IT IS A GOOD/GREAT PLACE TO LIVE IN	3 0.6%	0	0	0	0	2 4.1%	1 1.9%	0	1 0.5%	2 0.6%	1 2.0%	2 0.4%	3 7.1%	1 25.0%	2 5.3%	0	0	0	0	3 0.6%	0
SMALL TOWN FEEL/SUBURBAN	57 10.9%	2 7.7%	8 8.2%	10 18.5%	15 16.7%	6 12.2%	4 7.4%	12 7.8%	37 19.7%	18 5.7%	4 7.8%	53 11.2%	3 7.1%	1 25.0%	2 5.3%	54 11.2%	19 13.6%	0	35 10.7%	57 11.1%	0
ACCESS PUBLIC TRANSPORTATION/MARTA	16 3.0%	0	0	3 5.6%	7 7.8%	0	3 5.6%	3 2.0%	6 3.2%	10 3.2%	2 3.9%	14 3.0%	0	0	0	16 3.3%	4 2.9%	0	12 3.7%	16 3.1%	0
LOTS OF EVENTS/ ENTERTAINMENT/ACTIVITIES	27 5.1%	1 3.8%	8 8.2%	1 1.9%	7 7.8%	2 4.1%	3 5.6%	5 3.3%	8 4.3%	18 5.7%	0	27 5.7%	2 4.8%	0	2 5.3%	25 5.2%	8 5.7%	0	17 5.2%	26 5.1%	1 7.7%

Continued



City of Dunwoody - Community Survey
March 2023

Q3. What do you like the most about living in Dunwoody?

Base: Total Sample

BANNER 2

	YEARS LIVED IN DUNWOODY								CHILDREN IN HOUSEHOLD		BUSINESS OWNERSHIP		MODE						LANGUAGE		
	TOTAL	LESS THAN 1 YEAR	2 TO 3 YEARS	4 TO 5 YEARS	6 TO 10 YEARS	11 TO 15 YEARS	16 TO 20 YEARS	21 YEARS AND OVER	YES	NO	YES	NO	PHONE [NET]	LAND-LINE	MOBILE	ONLINE [NET]	EMAIL	TEXT	MAIL [NET]	ENGLISH	SPANISH
PRESERVED GREEN/OPEN SPACE/ NATURE LANDSCAPE	33 6.3%	4 15.4%	10 10.2%	7 13.0%	3 3.3%	2 4.1%	1 1.9%	6 3.9%	9 4.8%	23 7.7%	3 5.9%	30 6.3%	2 4.8%	0	2 5.3%	31 6.4%	8 5.7%	0	23 7.0%	33 6.4%	0
AFFORDABILITY	3 0.6%	1 3.8%	1 1.0%	0	0	0	0	1 0.7%	1 0.5%	2 0.6%	0	3 0.6%	0	0	0	3 0.6%	1 0.7%	0	2 0.6%	3 0.6%	0
ACCESS TO HOSPITALS/MEDICAL FACILITIES	12 2.3%	0	1 1.0%	1 1.9%	2 2.2%	0	0	8 5.2%	2 1.1%	10 3.2%	1 2.0%	11 2.3%	0	0	0	12 2.5%	5 3.6%	0	7 2.1%	12 2.3%	0
LESS TRAFFIC	4 0.8%	0	2 2.0%	0	0	0	1 1.9%	1 0.7%	3 1.6%	1 0.3%	0	4 0.8%	1 2.4%	0	1 2.6%	3 0.6%	0	0	3 0.9%	4 0.8%	0
BEAUTIFUL/NICE CITY TO LIVE	20 3.8%	2 7.7%	4 4.1%	1 1.9%	1 1.1%	1 2.0%	3 5.6%	8 5.2%	2 1.1%	18 5.7%	1 2.0%	19 4.0%	2 4.8%	0	2 5.3%	18 3.7%	7 5.0%	0	11 3.4%	20 3.9%	0
CENTRALIZED LOCATIONS	7 1.3%	0	1 1.0%	2 3.7%	1 1.1%	2 4.1%	0	1 0.7%	4 2.1%	3 0.9%	1 2.0%	6 1.3%	0	0	0	7 1.4%	2 1.4%	0	5 1.5%	6 1.2%	1 7.7%
CLOSE TO WORK/OFFICES	7 1.3%	1 3.8%	2 2.0%	0	1 1.1%	1 2.0%	0	2 1.3%	3 1.6%	4 1.3%	0	7 1.5%	1 2.4%	0	1 2.6%	6 1.2%	1 0.7%	0	5 1.5%	7 1.4%	0
LOWER TAX RATES	3 0.6%	0	0	0	0	0	0	3 2.0%	0	2 0.6%	1 2.0%	2 0.4%	0	0	0	3 0.6%	2 1.4%	0	1 0.3%	3 0.6%	0
IT HAS RESIDENTIAL AREA COMMUNITY	7 1.3%	0	0	1 1.9%	1 1.1%	1 2.0%	1 1.9%	3 2.0%	2 1.1%	4 1.3%	2 3.9%	5 1.1%	2 4.8%	0	2 5.3%	5 1.0%	5 3.6%	0	0	7 1.4%	0
FAMILY ORIENTED	26 5.0%	0	6 6.1%	2 3.7%	8 8.9%	3 6.1%	3 5.6%	4 2.6%	16 8.5%	9 2.8%	6 11.8%	20 4.2%	1 2.4%	0	1 2.6%	25 5.2%	7 5.0%	0	18 5.5%	26 5.1%	0
IT HAS EVERYTHING	2 0.4%	0	1 1.0%	0	0	0	1 1.9%	0	0	2 0.6%	0	2 0.4%	0	0	0	2 0.4%	0	0	2 0.6%	2 0.4%	0
VARIETY OF DECENT HOUSING	5 1.0%	2 7.7%	1 1.0%	0	1 1.1%	0	0	1 0.7%	2 1.1%	2 0.6%	0	5 1.1%	0	0	0	5 1.0%	2 1.4%	0	3 0.9%	5 1.0%	0
GOOD GOVERNANCE	5 1.0%	0	0	0	1 1.1%	0	1 1.9%	3 2.0%	2 1.1%	3 0.9%	0	5 1.1%	1 2.4%	1 25.0%	0	4 0.8%	1 0.7%	0	3 0.9%	5 1.0%	0
IT CLOSE WHERE I LIVE	2 0.4%	0	1 1.0%	0	1 1.1%	0	0	0	2 1.1%	0	0	2 0.4%	1 2.4%	0	1 2.6%	1 0.2%	0	0	1 0.3%	2 0.4%	0
ACCESS TO AIRPORT	1 0.2%	0	0	0	0	0	1 1.9%	0	0	1 0.3%	0	1 0.2%	0	0	0	1 0.2%	0	0	1 0.3%	1 0.2%	0
FEEL AT HOME	0	0	0	0	0	0	0	0	0	0	0	0	0	0	0	0	0	0	0	0	0

Continued



City of Dunwoody - Community Survey
March 2023

Q3. What do you like the most about living in Dunwoody?

Base: Total Sample

BANNER 2

	YEARS LIVED IN DUNWOODY								CHILDREN IN HOUSEHOLD		BUSINESS OWNERSHIP		MODE						LANGUAGE		
	TOTAL	LESS	2 TO	4 TO	6 TO	11 TO	16 TO	21	YES	NO	YES	NO	PHONE [NET]	LAND- LINE	MOBILE	ONLINE [NET]	EMAIL	TEXT	MAIL [NET]	ENGLISH	SPANISH
		THAN 1 YEAR	3 YEARS	5 YEARS	10 YEARS	15 YEARS	20 YEARS	AND OVER													
NEAR CHURCH	4 0.8%	0	0	1 1.9%	0	0	1 1.9%	2 1.3%	1 0.5%	3 0.9%	0	4 0.8%	0	0	0	4 0.8%	2 1.4%	0	2 0.6%	4 0.8%	0
NONE	2 0.4%	0	1 1.0%	0	0	0	1 1.9%	0	1 0.5%	1 0.3%	0	2 0.4%	0	0	2 0.4%	1 0.7%	0	1 0.3%	2 0.4%	0	
OTHERS	20 3.8%	0	2 2.0%	0	2 2.2%	2 4.1%	3 5.6%	11 7.2%	4 2.1%	16 5.1%	1 2.0%	19 4.0%	1 2.4%	0	1 2.6%	19 3.9%	9 6.4%	1 6.3%	9 2.8%	18 3.5%	2 15.4%



City of Dunwoody - Community Survey
March 2023

Q4. What city do you work in?

Base: Total Sample

BANNER 1

	GENDER				AGE GROUP					ETHNICITY					
	TOTAL	MALE	FEMALE	OTHER	18-29	30-39	40-49	50-64	65+	LATINO	WHITE	BLACK	ASIAN	MORE THAN /ONE RACE	OTHER
Total	525	239	247	1	69	102	103	111	107	34	338	63	31	14	9
	100%	100%	100.0%	100%	100%	100%	100%	100%	100%	100.0%	100%	100%	100%	100.0%	100%
DUNWOODY	151	66	70	1	22	24	33	36	26	9	95	19	10	3	3
	28.8%	27.6%	28.3%	100%	31.9%	23.5%	32.0%	32.4%	24.3%	26.5%	28.1%	30.2%	32.3%	21.4%	33.3%
ATLANTA	109	49	56	0	15	24	27	33	6	7	65	19	8	5	0
	20.8%	20.5%	22.7%		21.7%	23.5%	26.2%	29.7%	5.6%	20.6%	19.2%	30.2%	25.8%	35.7%	
SANDY SPRINGS	40	16	24	0	3	19	9	9	0	3	30	4	1	1	0
	7.6%	6.7%	9.7%		4.3%	18.6%	8.7%	8.1%		8.8%	8.9%	6.3%	3.2%	7.1%	
NORCROSS	7	4	2	0	2	3	1	0	1	0	4	1	1	0	0
	1.3%	1.7%	0.8%		2.9%	2.9%	1.0%		0.9%		1.2%	1.6%	3.2%		
CHAMBLEE	13	6	5	0	4	1	2	5	0	1	7	1	1	0	1
	2.5%	2.5%	2.0%		5.8%	1.0%	1.9%	4.5%		2.9%	2.1%	1.6%	3.2%		11.1%
OTHER	91	43	42	0	17	25	27	13	5	8	58	6	7	5	2
-----	17.3%	18.0%	17.0%		24.6%	24.5%	26.2%	11.7%	4.7%	23.5%	17.2%	9.5%	22.6%	35.7%	22.2%
ALPHARETTA	16	7	7	0	3	5	3	3	0	0	6	6	1	0	1
	17.6%	16.3%	16.7%		17.6%	20.0%	11.1%	23.1%		10.3%	100%	14.3%		50.0%	
BROOKHAVEN	8	5	3	0	3	1	0	3	1	1	3	4	0	0	0
	8.8%	11.6%	7.1%		17.6%	4.0%		23.1%	20.0%	12.5%	5.2%	66.7%			
RETIRED/NOT WORKING	90	43	38	0	0	0	1	9	68	5	70	3	2	0	2
	98.9%	100%	90.5%				3.7%	69.2%	####	62.5%	####	50.0%	28.6%		100%



City of Dunwoody - Community Survey
March 2023

Q4. What city do you work in?

Base: Total Sample

BANNER 2

	YEARS LIVED IN DUNWOODY								CHILDREN IN HOUSEHOLD		BUSINESS OWNERSHIP		MODE						LANGUAGE		
	TOTAL	LESS	2 TO	4 TO	6 TO	11 TO	16 TO	21	YES	NO	YES	NO	PHONE [NET]	LAND- LINE	MOBILE	ONLINE [NET]	EMAIL	TEXT	MAIL [NET]	ENGLISH	SPANISH
		THAN 1 YEAR	3 YEARS	5 YEARS	10 YEARS	15 YEARS	20 YEARS	AND OVER													
Total	525 100%	26 100.0%	98 100%	54 100%	90 100%	49 100%	54 100%	153 100%	188 100.0%	316 100.0%	51 100%	474 100%	42 100%	4 100%	38 100.0%	483 100.0%	140 100%	16 100%	327 100%	512 100.0%	13 100.0%
DUNWOODY	151 28.8%	7 26.9%	24 24.5%	14 25.9%	25 27.8%	14 28.6%	21 38.9%	46 30.1%	60 31.9%	85 26.9%	31 60.8%	120 25.3%	13 31.0%	1 25.0%	12 31.6%	138 28.6%	37 26.4%	4 25.0%	97 29.7%	145 28.3%	6 46.2%
ATLANTA	109 20.8%	6 23.1%	21 21.4%	14 25.9%	18 20.0%	10 20.4%	18 33.3%	21 13.7%	45 23.9%	62 19.6%	6 11.8%	103 21.7%	9 21.4%	1 25.0%	8 21.1%	100 20.7%	24 17.1%	6 37.5%	70 21.4%	108 21.1%	1 7.7%
SANDY SPRINGS	40 7.6%	2 7.7%	9 9.2%	6 11.1%	9 10.0%	8 16.3%	3 5.6%	3 2.0%	24 12.8%	15 4.7%	1 2.0%	39 8.2%	4 9.5%	0	4 10.5%	36 7.5%	4 2.9%	2 12.5%	30 9.2%	38 7.4%	2 15.4%
NORCROSS	7 1.3%	0	1 1.0%	0	3 3.3%	1 2.0%	0	2 1.3%	3 1.6%	4 1.3%	1 2.0%	6 1.3%	3 7.1%	0	3 7.9%	4 0.8%	0	0	4 1.2%	7 1.4%	0
CHAMBLEE	13 2.5%	1 3.8%	6 6.1%	0	4 4.4%	0	0	2 1.3%	5 2.7%	8 2.5%	0	13 2.7%	0	0	13 2.7%	3 2.1%	0	10 3.1%	13 2.5%	0	
OTHER -----	91 17.3%	7 26.9%	22 22.4%	13 24.1%	20 22.2%	9 18.4%	7 13.0%	13 8.5%	43 22.9%	45 14.2%	7 13.7%	84 17.7%	6 14.3%	0	6 15.8%	85 17.6%	14 10.0%	2 12.5%	69 21.1%	88 17.2%	3 23.1%
ALPHARETTA	16 17.6%	2 28.6%	4 18.2%	1 7.7%	2 10.0%	3 33.3%	1 14.3%	3 23.1%	3 7.0%	11 24.4%	1 14.3%	15 17.9%	2 33.3%	0	2 33.3%	14 16.5%	5 35.7%	1 50.0%	8 11.6%	16 18.2%	0
BROOKHAVEN	8 8.8%	1 14.3%	0	3 23.1%	2 10.0%	0	2 28.6%	0	2 4.7%	6 13.3%	1 14.3%	7 8.3%	1 16.7%	0	1 16.7%	7 8.2%	0	0	7 10.1%	8 9.1%	0
RETIRED/NOT WORKING	90 98.9%	0	11 50.0%	3 23.1%	7 35.0%	4 44.4%	2 28.6%	63 #####	3 7.0%	80 177.8%	3 42.9%	87 #####	4 66.7%	2	2 33.3%	86 101.2%	53 #####	1 50.0%	32 46.4%	89 101.1%	1 33.3%



City of Dunwoody - Community Survey
March 2023

Q5. Thinking about the services provided by the City of Dunwoody, are you satisfied or dissatisfied? Is that very/somewhat (satisfied/dissatisfied)?

Base: Total Sample

BANNER 1

	GENDER			AGE GROUP					ETHNICITY						
	TOTAL	MALE	FEMALE	OTHER	18-29	30-39	40-49	50-64	65+	LATINO	WHITE	BLACK	ASIAN	MORE THAN /ONE RACE	OTHER
Total	525	239	247	1	69	102	103	111	107	34	338	63	31	14	9
	100%	100%	100.0%	100%	100%	100%	100%	100%	100%	100.0%	100%	100%	100%	100.0%	100%
SATISFIED [NET]	453	212	216	1	57	89	88	96	98	29	300	55	25	11	8
-----	86.3%	88.7%	87.4%	100%	82.6%	87.3%	85.4%	86.5%	91.6%	85.3%	88.8%	87.3%	80.6%	78.6%	88.9%
VERY SATISFIED	167	80	83	0	17	30	34	36	45	14	111	28	5	2	3
	31.8%	33.5%	33.6%		24.6%	29.4%	33.0%	32.4%	42.1%	41.2%	32.8%	44.4%	16.1%	14.3%	33.3%
SOMEWHAT SATISFIED	286	132	133	1	40	59	54	60	53	15	189	27	20	9	5
	54.5%	55.2%	53.8%	100%	58.0%	57.8%	52.4%	54.1%	49.5%	44.1%	55.9%	42.9%	64.5%	64.3%	55.6%
DISSATISFIED [NET]	42	18	14	0	5	8	8	11	5	3	20	3	4	3	0
-----	8.0%	7.5%	5.7%		7.2%	7.8%	7.8%	9.9%	4.7%	8.8%	5.9%	4.8%	12.9%	21.4%	
SOMEWHAT DISSATISFIED	38	17	12	0	5	7	8	9	5	2	19	2	4	3	0
	7.2%	7.1%	4.9%		7.2%	6.9%	7.8%	8.1%	4.7%	5.9%	5.6%	3.2%	12.9%	21.4%	
VERY DISSATISFIED	4	1	2	0	0	1	0	2	0	1	1	1	0	0	0
	0.8%	0.4%	0.8%			1.0%		1.8%		2.9%	0.3%	1.6%			
UNSURE	30	9	17	0	7	5	7	4	4	2	18	5	2	0	1
	5.7%	3.8%	6.9%		10.1%	4.9%	6.8%	3.6%	3.7%	5.9%	5.3%	7.9%	6.5%		11.1%



City of Dunwoody - Community Survey
March 2023

Q5. Thinking about the services provided by the City of Dunwoody, are you satisfied or dissatisfied? Is that very/somewhat (satisfied/dissatisfied)?

Base: Total Sample

BANNER 2

	YEARS LIVED IN DUNWOODY								CHILDREN IN HOUSEHOLD		BUSINESS OWNERSHIP		MODE						LANGUAGE		
	TOTAL	LESS THAN 1	2 TO 3	4 TO 5	6 TO 10	11 TO 15	16 TO 20	21 AND OVER	YES	NO	YES	NO	PHONE [NET]	LAND-LINE	MOBILE	ONLINE [NET]	EMAIL	TEXT	MAIL [NET]	ENGLISH	SPANISH
			YEAR	YEARS	YEARS	YEARS	YEARS	YEARS													
Total	525	26	98	54	90	49	54	153	188	316	51	474	42	4	38	483	140	16	327	512	13
	100%	100.0%	100%	100%	100%	100%	100%	100%	100.0%	100.0%	100%	100%	100%	100%	100.0%	100.0%	100%	100%	100%	100.0%	100.0%
SATISFIED [NET]	453	22	78	46	82	45	48	132	168	270	43	410	39	4	35	414	121	12	281	442	11
-----	86.3%	84.6%	79.6%	85.2%	91.1%	91.8%	88.9%	86.3%	89.4%	85.4%	84.3%	86.5%	92.9%	100%	92.1%	85.7%	86.4%	75.0%	85.9%	86.3%	84.6%
VERY SATISFIED	167	10	19	19	34	15	16	54	62	105	15	152	24	2	22	143	44	5	94	162	5
	31.8%	38.5%	19.4%	35.2%	37.8%	30.6%	29.6%	35.3%	33.0%	33.2%	29.4%	32.1%	57.1%	50.0%	57.9%	29.6%	31.4%	31.3%	28.7%	31.6%	38.5%
SOMEWHAT SATISFIED	286	12	59	27	48	30	32	78	106	165	28	258	15	2	13	271	77	7	187	280	6
	54.5%	46.2%	60.2%	50.0%	53.3%	61.2%	59.3%	51.0%	56.4%	52.2%	54.9%	54.4%	35.7%	50.0%	34.2%	56.1%	55.0%	43.8%	57.2%	54.7%	46.2%
DISSATISFIED [NET]	42	0	11	4	5	3	6	13	12	25	4	38	1	0	1	41	14	2	25	40	2
-----	8.0%		11.2%	7.4%	5.6%	6.1%	11.1%	8.5%	6.4%	7.9%	7.8%	8.0%	2.4%		2.6%	8.5%	10.0%	12.5%	7.6%	7.8%	15.4%
SOMEWHAT DISSATISFIED	38	0	9	4	5	3	6	11	11	23	4	34	1	0	1	37	12	2	23	37	1
	7.2%		9.2%	7.4%	5.6%	6.1%	11.1%	7.2%	5.9%	7.3%	7.8%	7.2%	2.4%		2.6%	7.7%	8.6%	12.5%	7.0%	7.2%	7.7%
VERY DISSATISFIED	4	0	2	0	0	0	0	2	1	2	0	4	0	0	0	4	2	0	2	3	1
	0.8%		2.0%					1.3%	0.5%	0.6%		0.8%			0.8%	1.4%		0.6%	0.6%	0.6%	7.7%
UNSURE	30	4	9	4	3	1	0	8	8	21	4	26	2	0	2	28	5	2	21	30	0
	5.7%	15.4%	9.2%	7.4%	3.3%	2.0%		5.2%	4.3%	6.6%	7.8%	5.5%	4.8%		5.3%	5.8%	3.6%	12.5%	6.4%	5.9%	



City of Dunwoody - Community Survey
March 2023

Q5A. Thinking about the services provided by the City of Dunwoody, are you satisfied or dissatisfied? Is that very/somewhat (satisfied/dissatisfied)?

Base: Satisfied/Dissatisfied

BANNER 1

	GENDER				AGE GROUP					ETHNICITY					
	TOTAL	MALE	FEMALE	OTHER	18-29	30-39	40-49	50-64	65+	LATINO	WHITE	BLACK	ASIAN	MORE THAN /ONE RACE	OTHER
SATISFIED [NET]	453	212	216	1	57	89	88	96	98	29	300	55	25	11	8
-----	100%	100%	100.0%	100%	100%	100%	100%	100%	100%	100.0%	100%	100%	100%	100.0%	100%
VERY SATISFIED	167	80	83	0	17	30	34	36	45	14	111	28	5	2	3
	36.9%	37.7%	38.4%		29.8%	33.7%	38.6%	37.5%	45.9%	48.3%	37.0%	50.9%	20.0%	18.2%	37.5%
SOMEWHAT SATISFIED	286	132	133	1	40	59	54	60	53	15	189	27	20	9	5
	63.1%	62.3%	61.6%	100%	70.2%	66.3%	61.4%	62.5%	54.1%	51.7%	63.0%	49.1%	80.0%	81.8%	62.5%
DISSATISFIED [NET]	42	18	14	0	5	8	8	11	5	3	20	3	4	3	0
-----	100%	100%	100.0%		100%	100%	100%	100%	100%	100.0%	100%	100%	100%	100.0%	
SOMEWHAT DISSATISFIED	38	17	12	0	5	7	8	9	5	2	19	2	4	3	0
	90.5%	94.4%	85.7%		100%	87.5%	100%	81.8%	100%	66.7%	95.0%	66.7%	100%	100.0%	
VERY DISSATISFIED	4	1	2	0	0	1	0	2	0	1	1	1	0	0	0
	9.5%	5.6%	14.3%			12.5%		18.2%		33.3%	5.0%	33.3%			



City of Dunwoody - Community Survey
March 2023

Q5A. Thinking about the services provided by the City of Dunwoody, are you satisfied or dissatisfied? Is that very/somewhat (satisfied/dissatisfied)?

Base: Satisfied/Dissatisfied

BANNER 2

	YEARS LIVED IN DUNWOODY								CHILDREN IN HOUSEHOLD		BUSINESS OWNERSHIP		MODE						LANGUAGE		
	TOTAL	LESS THAN 1 YEAR	2 TO 3 YEARS	4 TO 5 YEARS	6 TO 10 YEARS	11 TO 15 YEARS	16 TO 20 YEARS	21 AND OVER	YES	NO	YES	NO	PHONE [NET]	LAND-LINE	MOBILE	ONLINE [NET]	EMAIL	TEXT	MAIL [NET]	ENGLISH	SPANISH
SATISFIED [NET]	453	22	78	46	82	45	48	132	168	270	43	410	39	4	35	414	121	12	281	442	11
-----	100%	100.0%	100%	100%	100%	100%	100%	100%	100.0%	100.0%	100%	100%	100%	100%	100.0%	100.0%	100%	100%	100%	100.0%	100.0%
VERY SATISFIED	167	10	19	19	34	15	16	54	62	105	15	152	24	2	22	143	44	5	94	162	5
	36.9%	45.5%	24.4%	41.3%	41.5%	33.3%	33.3%	40.9%	36.9%	38.9%	34.9%	37.1%	61.5%	50.0%	62.9%	34.5%	36.4%	41.7%	33.5%	36.7%	45.5%
SOMEWHAT SATISFIED	286	12	59	27	48	30	32	78	106	165	28	258	15	2	13	271	77	7	187	280	6
	63.1%	54.5%	75.6%	58.7%	58.5%	66.7%	66.7%	59.1%	63.1%	61.1%	65.1%	62.9%	38.5%	50.0%	37.1%	65.5%	63.6%	58.3%	66.5%	63.3%	54.5%
DISSATISFIED [NET]	42	0	11	4	5	3	6	13	12	25	4	38	1	0	1	41	14	2	25	40	2
-----	100%	100%	100%	100%	100%	100%	100%	100%	100.0%	100.0%	100%	100%	100%	100%	100.0%	100.0%	100%	100%	100%	100.0%	100.0%
SOMEWHAT DISSATISFIED	38	0	9	4	5	3	6	11	11	23	4	34	1	0	1	37	12	2	23	37	1
	90.5%	81.8%	100%	100%	100%	100%	100%	84.6%	91.7%	92.0%	100%	89.5%	100%	100.0%	90.2%	85.7%	100%	92.0%	92.5%	50.0%	
VERY DISSATISFIED	4	0	2	0	0	0	0	2	1	2	0	4	0	0	0	4	2	0	2	3	1
	9.5%	18.2%						15.4%	8.3%	8.0%	10.5%				9.8%	14.3%		8.0%	7.5%	50.0%	



City of Dunwoody - Community Survey
March 2023

Q6. Why are you dissatisfied with the services provided by the City of Dunwoody?

Base: Dissatisfied with the services provided

BANNER 1	GENDER			AGE GROUP					ETHNICITY						
	TOTAL	MALE	FEMALE	OTHER	18-29	30-39	40-49	50-64	65+	LATINO	WHITE	BLACK	ASIAN	MORE THAN /ONE RACE	OTHER
Total	42	18	14	0	5	8	8	11	5	3	20	3	4	3	0
	100%	100%	100.0%		100%	100%	100%	100%	100%	100.0%	100%	100%	100%	100.0%	
POOR GARBAGE SERVICE	6	4	1	0	0	2	2	1	1	2	2	0	0	1	0
	14.3%	22.2%	7.1%			25.0%	25.0%	9.1%	20.0%	66.7%	10.0%			33.3%	
SLOW RESPONSES ON PUBLIC WORKS/CONSTRUCTION TAKING TOO LONG	9	4	4	0	2	2	2	3	0	1	5	2	0	0	0
	21.4%	22.2%	28.6%		40.0%	25.0%	25.0%	27.3%		33.3%	25.0%	66.7%			
CRIME CONTINUES TO INCREASE/LACK OF POLICE PRESENCE	5	2	0	0	1	1	1	0	0	0	0	0	2	0	0
	11.9%	11.1%			20.0%	12.5%	12.5%						50.0%		
ROADS ARE NOT WELL MAINTAINED/POOR INFRASTRUCTURE	7	2	2	0	0	1	1	2	1	0	1	1	2	1	0
	16.7%	11.1%	14.3%			12.5%	12.5%	18.2%	20.0%		5.0%	33.3%	50.0%	33.3%	
MONEY ARE OVERSPENT ON PARKS	3	0	1	0	0	1	1	1	0	0	1	0	0	1	0
	7.1%		7.1%			12.5%	12.5%	9.1%			5.0%			33.3%	
POLICE ARE RUDE/UNFRIENDLY	2	1	0	0	0	0	2	0	0	0	1	0	0	0	0
	4.8%	5.6%					25.0%				5.0%				
REAL ISSUES ARE NOT BEING TACKLED	3	1	1	0	0	1	0	1	0	1	1	0	0	0	0
	7.1%	5.6%	7.1%			12.5%		9.1%		33.3%	5.0%				
LACKS RECREATIONAL SERVICES	4	1	2	0	0	1	1	1	0	0	3	0	0	0	0
	9.5%	5.6%	14.3%			12.5%	12.5%	9.1%			15.0%				
TOO MUCH DEVELOPMENT	3	0	1	0	0	0	0	1	0	0	0	0	0	1	0
	7.1%		7.1%					9.1%						33.3%	
OTHER	8	4	4	0	2	2	0	1	3	0	7	0	1	0	0
	19.0%	22.2%	28.6%		40.0%	25.0%		9.1%	60.0%		35.0%		25.0%		



City of Dunwoody - Community Survey
March 2023

Q6. Why are you dissatisfied with the services provided by the City of Dunwoody?

Base: Dissatisfied with the services provided

BANNER 2

	YEARS LIVED IN DUNWOODY								CHILDREN IN HOUSEHOLD		BUSINESS OWNERSHIP		MODE						LANGUAGE		
	TOTAL	LESS THAN 1 YEAR	2 TO 3 YEARS	4 TO 5 YEARS	6 TO 10 YEARS	11 TO 15 YEARS	16 TO 20 YEARS	21 YEARS AND OVER	YES	NO	YES	NO	PHONE [NET]	LAND-LINE	MOBILE	ONLINE [NET]	EMAIL	TEXT	MAIL [NET]	ENGLISH	SPANISH
Total	42 100%	0 100%	11 100%	4 100%	5 100%	3 100%	6 100%	13 100%	12 100.0%	25 100.0%	4 100%	38 100%	1 100%	0	1 100.0%	41 100.0%	14 100%	2 100%	25 100%	40 100.0%	2 100.0%
POOR GARBAGE SERVICE	6 14.3%	0 18.2%	2 25.0%	1 25.0%	0 0%	1 33.3%	0 0%	2 15.4%	1 8.3%	5 20.0%	0 0%	6 15.8%	0	0	0	6 14.6%	2 14.3%	0	4 16.0%	6 15.0%	0
SLOW RESPONSES ON PUBLIC WORKS/CONSTRUCTION TAKING TOO LONG	9 21.4%	0 18.2%	2 25.0%	0 0%	2 40.0%	2 66.7%	2 33.3%	1 7.7%	3 25.0%	6 24.0%	1 25.0%	8 21.1%	0	0	0	9 22.0%	1 7.1%	1 50.0%	7 28.0%	8 20.0%	1 50.0%
CRIME CONTINUES TO INCREASE/LACK OF POLICE PRESENCE	5 11.9%	0 27.3%	3 37.5%	0 0%	0 0%	0 0%	1 16.7%	1 7.7%	1 8.3%	3 12.0%	1 25.0%	4 10.5%	0	0	0	5 12.2%	1 7.1%	0	4 16.0%	5 12.5%	0
ROADS ARE NOT WELL MAINTAINED/POOR INFRASTRUCTURE	7 16.7%	0 9.1%	1 11.1%	0 0%	1 20.0%	1 33.3%	2 33.3%	2 15.4%	3 25.0%	2 8.0%	1 25.0%	6 15.8%	0	0	0	7 17.1%	3 21.4%	1 50.0%	3 12.0%	7 17.5%	0
MONEY ARE OVERSPENT ON PARKS	3 7.1%	0	0	0	1 20.0%	1 33.3%	1 16.7%	0	1 8.3%	1 4.0%	1 25.0%	2 5.3%	0	0	0	3 7.3%	0	0	3 12.0%	3 7.5%	0
POLICE ARE RUDE/UNFRIENDLY	2 4.8%	0	0	2 50.0%	0	0	0	0	1 8.3%	1 4.0%	0	2 5.3%	0	0	0	2 4.9%	2 14.3%	0	0	2 5.0%	0
REAL ISSUES ARE NOT BEING TACKLED	3 7.1%	0 9.1%	1 11.1%	0 0%	1 20.0%	0	0	1 7.7%	2 16.7%	0	0	3 7.9%	0	0	0	3 7.3%	1 7.1%	0	2 8.0%	3 7.5%	0
LACKS RECREATIONAL SERVICES	4 9.5%	0 9.1%	1 11.1%	0 0%	1 20.0%	0	0	2 15.4%	1 8.3%	2 8.0%	0	4 10.5%	0	0	0	4 9.8%	2 14.3%	0	2 8.0%	4 10.0%	0
TOO MUCH DEVELOPMENT	3 7.1%	0	0	0	0	0	0	3 23.1%	0	1 4.0%	0	3 7.9%	0	0	0	3 7.3%	2 14.3%	0	1 4.0%	2 5.0%	1 50.0%
OTHER	8 19.0%	0 27.3%	3 37.5%	1 25.0%	0 0%	0 0%	1 16.7%	3 23.1%	1 8.3%	7 28.0%	0	8 21.1%	1 100%	0	1 100.0%	7 17.1%	2 14.3%	0	5 20.0%	8 20.0%	0



City of Dunwoody - Community Survey
March 2023

Q7. Which of the following services provided by the City of Dunwoody do you consider to be the most important to you?

Base: Total Sample

BANNER 1

	GENDER			AGE GROUP					ETHNICITY						
	TOTAL	MALE	FEMALE	OTHER	18-29	30-39	40-49	50-64	65+	LATINO	WHITE	BLACK	ASIAN	MORE THAN /ONE RACE	OTHER
Total	525	239	247	1	69	102	103	111	107	34	338	63	31	14	9
	100%	100%	100.0%	100%	100%	100%	100%	100%	100%	100.0%	100%	100%	100%	100.0%	100%
POLICE SERVICES	372	167	177	1	35	64	72	85	88	27	247	38	21	10	4
	70.9%	69.9%	71.7%	100%	50.7%	62.7%	69.9%	76.6%	82.2%	79.4%	73.1%	60.3%	67.7%	71.4%	44.4%
CITY PARKS AND TRAILS/ SIDEWALKS	333	150	168	0	49	81	77	64	51	20	217	40	22	12	8
	63.4%	62.8%	68.0%		71.0%	79.4%	74.8%	57.7%	47.7%	58.8%	64.2%	63.5%	71.0%	85.7%	88.9%
MANAGEMENT OF STREETS AND ROADS	330	148	156	0	46	63	65	68	64	24	200	42	27	8	6
	62.9%	61.9%	63.2%		66.7%	61.8%	63.1%	61.3%	59.8%	70.6%	59.2%	66.7%	87.1%	57.1%	66.7%
OVERSIGHT OF DEVELOPMENT AND ZONING	221	98	103	0	13	39	46	43	59	10	151	21	13	4	4
	42.1%	41.0%	41.7%		18.8%	38.2%	44.7%	38.7%	55.1%	29.4%	44.7%	33.3%	41.9%	28.6%	44.4%
ECONOMIC DEVELOPMENT	188	89	90	0	28	42	40	46	25	17	107	33	16	4	4
	35.8%	37.2%	36.4%		40.6%	41.2%	38.8%	41.4%	23.4%	50.0%	31.7%	52.4%	51.6%	28.6%	44.4%
COMMUNITY ACTIVITIES AND PROGRAMS	174	66	101	0	27	45	38	34	26	10	110	28	13	6	1
	33.1%	27.6%	40.9%		39.1%	44.1%	36.9%	30.6%	24.3%	29.4%	32.5%	44.4%	41.9%	42.9%	11.1%
NONE OF THE ABOVE	3	1	2	0	0	3	0	0	0	1	1	1	0	0	0
	0.6%	0.4%	0.8%			2.9%				2.9%	0.3%	1.6%			
UNSURE	7	3	4	0	1	3	1	1	1	1	6	0	0	0	0
	1.3%	1.3%	1.6%		1.4%	2.9%	1.0%	0.9%	0.9%	2.9%	1.8%				



City of Dunwoody - Community Survey
March 2023

Q7. Which of the following services provided by the City of Dunwoody do you consider to be the most important to you?

Base: Total Sample

BANNER 2

	YEARS LIVED IN DUNWOODY								CHILDREN IN HOUSEHOLD		BUSINESS OWNERSHIP		MODE						LANGUAGE		
	TOTAL	LESS THAN 1 YEAR	2 TO 3 YEARS	4 TO 5 YEARS	6 TO 10 YEARS	11 TO 15 YEARS	16 TO 20 YEARS	21 YEARS AND OVER	YES	NO	YES	NO	PHONE [NET]	LAND-LINE	MOBILE	ONLINE [NET]	EMAIL	TEXT	MAIL [NET]	ENGLISH	SPANISH
Total	525	26	98	54	90	49	54	153	188	316	51	474	42	4	38	483	140	16	327	512	13
	100%	100.0%	100%	100%	100%	100%	100%	100%	100.0%	100.0%	100%	100%	100%	100%	100.0%	100.0%	100%	100%	100%	100.0%	100.0%
POLICE SERVICES	372	15	60	38	60	35	38	125	126	227	37	335	30	1	29	342	113	8	221	363	9
	70.9%	57.7%	61.2%	70.4%	66.7%	71.4%	70.4%	81.7%	67.0%	71.8%	72.5%	70.7%	71.4%	25.0%	76.3%	70.8%	80.7%	50.0%	67.6%	70.9%	69.2%
CITY PARKS AND TRAILS/ SIDEWALKS	333	18	74	40	66	30	28	76	132	191	27	306	31	4	27	302	72	9	221	325	8
	63.4%	69.2%	75.5%	74.1%	73.3%	61.2%	51.9%	49.7%	70.2%	60.4%	52.9%	64.6%	73.8%	100%	71.1%	62.5%	51.4%	56.3%	67.6%	63.5%	61.5%
MANAGEMENT OF STREETS AND ROADS	330	16	56	27	62	35	33	100	112	203	31	299	28	2	26	302	92	12	198	325	5
	62.9%	61.5%	57.1%	50.0%	68.9%	71.4%	61.1%	65.4%	59.6%	64.2%	60.8%	63.1%	66.7%	50.0%	68.4%	62.5%	65.7%	75.0%	60.6%	63.5%	38.5%
OVERSIGHT OF DEVELOPMENT AND ZONING	221	5	29	23	45	16	19	83	78	131	22	199	15	1	14	206	75	3	128	220	1
	42.1%	19.2%	29.6%	42.6%	50.0%	32.7%	35.2%	54.2%	41.5%	41.5%	43.1%	42.0%	35.7%	25.0%	36.8%	42.7%	53.6%	18.8%	39.1%	43.0%	7.7%
ECONOMIC DEVELOPMENT	188	12	36	16	46	18	17	42	74	110	19	169	25	4	21	163	36	7	120	183	5
	35.8%	46.2%	36.7%	29.6%	51.1%	36.7%	31.5%	27.5%	39.4%	34.8%	37.3%	35.7%	59.5%	100%	55.3%	33.7%	25.7%	43.8%	36.7%	35.7%	38.5%
COMMUNITY ACTIVITIES AND PROGRAMS	174	13	30	23	30	17	21	40	73	97	14	160	23	1	22	151	36	5	110	169	5
	33.1%	50.0%	30.6%	42.6%	33.3%	34.7%	38.9%	26.1%	38.8%	30.7%	27.5%	33.8%	54.8%	25.0%	57.9%	31.3%	25.7%	31.3%	33.6%	33.0%	38.5%
NONE OF THE ABOVE	3	0	1	1	0	0	1	0	3	0	0	3	0	0	0	3	0	1	2	2	1
	0.6%	1.0%	1.0%	1.9%	0.0%	0.0%	1.9%	0.0%	1.6%	0.0%	0.0%	0.6%	0.0%	0.0%	0.6%	0.0%	6.3%	0.6%	0.4%	0.4%	7.7%
UNSURE	7	0	1	2	1	2	0	1	4	3	0	7	0	0	0	7	1	0	6	6	1
	1.3%	1.0%	1.0%	3.7%	1.1%	4.1%	0.0%	0.7%	2.1%	0.9%	0.0%	1.5%	0.0%	0.0%	1.4%	0.7%	0.0%	1.8%	1.2%	1.2%	7.7%



City of Dunwoody - Community Survey
March 2023

Q8. The following questions will ask about various aspects of the City of Dunwoody. Please specify if you are satisfied or dissatisfied with each.

Are you satisfied or dissatisfied with the overall quality of life in Dunwoody? Is that very/somewhat (satisfied/dissatisfied)?

Base: Total Sample

BANNER 1	GENDER				AGE GROUP					ETHNICITY					
	TOTAL	MALE	FEMALE	OTHER	18-29	30-39	40-49	50-64	65+	LATINO	WHITE	BLACK	ASIAN	MORE THAN /ONE RACE	OTHER
Total	525	239	247	1	69	102	103	111	107	34	338	63	31	14	9
	100%	100%	100.0%	100%	100%	100%	100%	100%	100%	100.0%	100%	100%	100%	100.0%	100%
SATISFIED (NET)	504	229	243	1	67	98	101	106	105	34	329	62	28	14	8
-----	96.0%	95.8%	98.4%	100%	97.1%	96.1%	98.1%	95.5%	98.1%	100.0%	97.3%	98.4%	90.3%	100.0%	88.9%
VERY SATISFIED	269	122	136	0	33	53	44	60	66	16	175	45	15	5	3
	51.2%	51.0%	55.1%		47.8%	52.0%	42.7%	54.1%	61.7%	47.1%	51.8%	71.4%	48.4%	35.7%	33.3%
SOMEWHAT SATISFIED	235	107	107	1	34	45	57	46	39	18	154	17	13	9	5
	44.8%	44.8%	43.3%	100%	49.3%	44.1%	55.3%	41.4%	36.4%	52.9%	45.6%	27.0%	41.9%	64.3%	55.6%
DISSATISFIED (NET)	19	9	3	0	1	3	2	5	2	0	8	1	3	0	0
-----	3.6%	3.8%	1.2%		1.4%	2.9%	1.9%	4.5%	1.9%		2.4%	1.6%	9.7%		
SOMEWHAT DISSATISFIED	18	8	3	0	0	3	2	5	2	0	8	1	2	0	0
	3.4%	3.3%	1.2%			2.9%	1.9%	4.5%	1.9%		2.4%	1.6%	6.5%		
VERY DISSATISFIED	1	1	0	0	1	0	0	0	0	0	0	0	1	0	0
	0.2%	0.4%			1.4%								3.2%		
UNSURE	2	1	1	0	1	1	0	0	0	0	1	0	0	0	1
	0.4%	0.4%	0.4%		1.4%	1.0%					0.3%				11.1%



City of Dunwoody - Community Survey
March 2023

Q8. The following questions will ask about various aspects of the City of Dunwoody. Please specify if you are satisfied or dissatisfied with each.

Are you satisfied or dissatisfied with the overall quality of life in Dunwoody? Is that very/somewhat (satisfied/dissatisfied)?

Base: Total Sample

BANNER 2

	YEARS LIVED IN DUNWOODY								CHILDREN IN HOUSEHOLD		BUSINESS OWNERSHIP		MODE						LANGUAGE		
	TOTAL	LESS THAN 1 YEAR	2 TO 3 YEARS	4 TO 5 YEARS	6 TO 10 YEARS	11 TO 15 YEARS	16 TO 20 YEARS	21 YEARS AND OVER	YES	NO	YES	NO	PHONE [NET]	LAND-LINE	MOBILE	ONLINE [NET]	EMAIL	TEXT	MAIL [NET]	ENGLISH	SPANISH
Total	525 100%	26 100.0%	98 100%	54 100%	90 100%	49 100%	54 100%	153 100%	188 100.0%	316 100.0%	51 100%	474 100%	42 100%	4 100%	38 100.0%	483 100.0%	140 100%	16 100%	327 100%	512 100.0%	13 100.0%
SATISFIED (NET)	504 96.0%	26 100.0%	94 95.9%	53 98.1%	88 97.8%	49 100%	47 87.0%	146 95.4%	183 97.3%	305 96.5%	49 96.1%	455 96.0%	41 97.6%	3 75.0%	38 100.0%	463 95.9%	132 94.3%	16 100%	315 96.3%	491 95.9%	13 100.0%
VERY SATISFIED	269 51.2%	15 57.7%	45 45.9%	27 50.0%	49 54.4%	25 51.0%	28 51.9%	80 52.3%	91 48.4%	172 54.4%	25 49.0%	244 51.5%	27 64.3%	2 50.0%	25 65.8%	242 50.1%	75 53.6%	11 68.8%	156 47.7%	264 51.6%	5 38.5%
SOMEWHAT SATISFIED	235 44.8%	11 42.3%	49 50.0%	26 48.1%	39 43.3%	24 49.0%	19 35.2%	66 43.1%	92 48.9%	133 42.1%	24 47.1%	211 44.5%	14 33.3%	1 25.0%	13 34.2%	221 45.8%	57 40.7%	5 31.3%	159 48.6%	227 44.3%	8 61.5%
DISSATISFIED (NET)	19 3.6%	0 3.6%	3 3.1%	0 0%	2 2.2%	0 0%	7 13.0%	7 4.6%	5 2.7%	9 2.8%	2 3.9%	17 3.6%	1 2.4%	1 25.0%	0 0%	18 3.7%	8 5.7%	0 0%	10 3.1%	19 3.7%	0 0%
SOMEWHAT DISSATISFIED	18 3.4%	0 0%	2 2.0%	0 0%	2 2.2%	0 0%	7 13.0%	7 4.6%	5 2.7%	8 2.5%	2 3.9%	16 3.4%	1 2.4%	1 25.0%	0 0%	17 3.5%	8 5.7%	0 0%	9 2.8%	18 3.5%	0 0%
VERY DISSATISFIED	1 0.2%	0 0%	1 1.0%	0 0%	0 0%	0 0%	0 0%	0 0%	0 0%	1 0.3%	0 0%	1 0.2%	0 0%	0 0%	0 0%	1 0.2%	0 0%	0 0%	1 0.3%	1 0.2%	0 0%
UNSURE	2 0.4%	0 0%	1 1.0%	1 1.9%	0 0%	0 0%	0 0%	0 0%	0 0%	2 0.6%	0 0%	2 0.4%	0 0%	0 0%	0 0%	2 0.4%	0 0%	0 0%	2 0.6%	2 0.4%	0 0%



City of Dunwoody - Community Survey
March 2023

Q8a. The following questions will ask about various aspects of the City of Dunwoody. Please specify if you are satisfied or dissatisfied with each.

Are you satisfied or dissatisfied with the overall quality of life in Dunwoody? Is that very/somewhat (satisfied/dissatisfied)?

Base: Satisfied/Dissatisfied

BANNER 1

	GENDER				AGE GROUP					ETHNICITY					
	TOTAL	MALE	FEMALE	OTHER	18-29	30-39	40-49	50-64	65+	LATINO	WHITE	BLACK	ASIAN	MORE THAN /ONE RACE	OTHER
SATISFIED (NET)	504	229	243	1	67	98	101	106	105	34	329	62	28	14	8
-----	100%	100%	100.0%	100%	100%	100%	100%	100%	100%	100.0%	100%	100%	100%	100.0%	100%
VERY SATISFIED	269	122	136	0	33	53	44	60	66	16	175	45	15	5	3
	53.4%	53.3%	56.0%		49.3%	54.1%	43.6%	56.6%	62.9%	47.1%	53.2%	72.6%	53.6%	35.7%	37.5%
SOMEWHAT SATISFIED	235	107	107	1	34	45	57	46	39	18	154	17	13	9	5
	46.6%	46.7%	44.0%	100%	50.7%	45.9%	56.4%	43.4%	37.1%	52.9%	46.8%	27.4%	46.4%	64.3%	62.5%
DISSATISFIED (NET)	19	9	3	0	1	3	2	5	2	0	8	1	3	0	0
-----	100%	100%	100.0%		100%	100%	100%	100%	100%		100%	100%	100%		
SOMEWHAT DISSATISFIED	18	8	3	0	0	3	2	5	2	0	8	1	2	0	0
	94.7%	88.9%	100.0%			100%	100%	100%	100%		100%	100%	66.7%		
VERY DISSATISFIED	1	1	0	0	1	0	0	0	0	0	0	0	1	0	0
	5.3%	11.1%			100%								33.3%		



City of Dunwoody - Community Survey
March 2023

Q8a. The following questions will ask about various aspects of the City of Dunwoody. Please specify if you are satisfied or dissatisfied with each.

Are you satisfied or dissatisfied with the overall quality of life in Dunwoody? Is that very/somewhat (satisfied/dissatisfied)?

Base: Satisfied/Dissatisfied

BANNER 2

	YEARS LIVED IN DUNWOODY								CHILDREN IN HOUSEHOLD		BUSINESS OWNERSHIP		MODE						LANGUAGE		
	TOTAL	LESS	2 TO	4 TO	6 TO	11 TO	16 TO	21	YES	NO	YES	NO	PHONE [NET]	LAND- LINE	MOBILE	ONLINE [NET]	EMAIL	TEXT	MAIL [NET]	ENGLISH	SPANISH
		THAN 1 YEAR	3 YEARS	5 YEARS	10 YEARS	15 YEARS	20 YEARS	YEARS AND OVER													
SATISFIED (NET) -----	504 100%	26 100.0%	94 100%	53 100%	88 100%	49 100%	47 100%	146 100%	183 100.0%	305 100.0%	49 100%	455 100%	41 100%	3 100%	38 100.0%	463 100.0%	132 100%	16 100%	315 100%	491 100.0%	13 100.0%
VERY SATISFIED	269 53.4%	15 57.7%	45 47.9%	27 50.9%	49 55.7%	25 51.0%	28 59.6%	80 54.8%	91 49.7%	172 56.4%	25 51.0%	244 53.6%	27 65.9%	2 66.7%	25 65.8%	242 52.3%	75 56.8%	11 68.8%	156 49.5%	264 53.8%	5 38.5%
SOMEWHAT SATISFIED	235 46.6%	11 42.3%	49 52.1%	26 49.1%	39 44.3%	24 49.0%	19 40.4%	66 45.2%	92 50.3%	133 43.6%	24 49.0%	211 46.4%	14 34.1%	1 33.3%	13 34.2%	221 47.7%	57 43.2%	5 31.3%	159 50.5%	227 46.2%	8 61.5%
DISSATISFIED (NET) -----	19 100%	0 100%	3 100%	0 100%	2 100%	0 100%	7 100%	7 100%	5 100.0%	9 100.0%	2 100%	17 100%	1 100%	1 100%	0 100.0%	18 100%	8 100%	0 100%	10 100%	19 100.0%	0
SOMEWHAT DISSATISFIED	18 94.7%	0 66.7%	2 66.7%	0 100%	2 100%	0 100%	7 100%	7 100%	5 100.0%	8 88.9%	2 100%	16 94.1%	1 100%	1 100%	0 94.4%	17 94.4%	8 100%	0 90.0%	9 90.0%	18 94.7%	0
VERY DISSATISFIED	1 5.3%	0 33.3%	1 33.3%	0	0	0	0	0	0	1 11.1%	0	1 5.9%	0	0	0	1 5.6%	0	0	1 10.0%	1 5.3%	0



City of Dunwoody - Community Survey
March 2023

Q9. Why are you dissatisfied with the overall quality of life in Dunwoody?

Base: Dissatisfied with the overall quality of life

BANNER 1

	GENDER				AGE GROUP					ETHNICITY					
	TOTAL	MALE	FEMALE	OTHER	18-29	30-39	40-49	50-64	65+	LATINO	WHITE	BLACK	ASIAN	MORE THAN /ONE RACE	OTHER
Total	19	9	3	0	1	3	2	5	2	0	8	1	3	0	0
	100%	100%	100.0%		100%	100%	100%	100%	100%		100%	100%	100%		
POOR INFRASTRUCTURE/ROADS	5	4	0	0	1	1	0	1	1	0	1	0	3	0	0
	26.3%	44.4%			100%	33.3%		20.0%	50.0%		12.5%		100%		
CRIME IS INCREASING/NOT SAFE	7	3	1	0	1	1	0	2	0	0	2	0	2	0	0
	36.8%	33.3%	33.3%		100%	33.3%		40.0%			25.0%		66.7%		
TRAFFIC IS VERY BAD	4	2	0	0	0	0	0	1	1	0	1	0	1	0	0
	21.1%	22.2%						20.0%	50.0%		12.5%		33.3%		
OVERCROWDED	3	1	1	0	0	0	0	0	1	0	2	0	0	0	0
	15.8%	11.1%	33.3%						50.0%		25.0%				
SLOW GROWTH	2	1	1	0	0	1	1	0	0	0	2	0	0	0	0
	10.5%	11.1%	33.3%			33.3%	50.0%				25.0%				
OTHER	4	2	1	0	0	1	1	2	0	0	2	1	0	0	0
	21.1%	22.2%	33.3%			33.3%	50.0%	40.0%			25.0%	100%			



City of Dunwoody - Community Survey
March 2023

Q9. Why are you dissatisfied with the overall quality of life in Dunwoody?

Base: Dissatisfied with the overall quality of life

BANNER 2

	YEARS LIVED IN DUNWOODY								CHILDREN IN HOUSEHOLD		BUSINESS OWNERSHIP		MODE						LANGUAGE		
	TOTAL	LESS THAN 1	2 TO 3	4 TO 5	6 TO 10	11 TO 15	16 TO 20	21 YEARS AND OVER	YES	NO	YES	NO	PHONE [NET]	LAND-LINE	MOBILE	ONLINE [NET]	EMAIL	TEXT	MAIL [NET]	ENGLISH	SPANISH
			YEAR	YEARS	YEARS	YEARS	YEARS	YEARS													
Total	19 100%	0 100%	3 100%	0	2 100%	0	7 100%	7 100%	5 100.0%	9 100.0%	2 100%	17 100%	1 100%	1 100%	0	18 100.0%	8 100%	0	10 100%	19 100.0%	0
POOR INFRASTRUCTURE/ROADS	5 26.3%	0 66.7%	2 66.7%	0	0	0	2 28.6%	1 14.3%	2 40.0%	2 22.2%	0	5 29.4%	0	0	0	5 27.8%	3 37.5%	0	2 20.0%	5 26.3%	0
CRIME IS INCREASING/NOT SAFE	7 36.8%	0 66.7%	2 66.7%	0	0	0	2 28.6%	3 42.9%	1 20.0%	4 44.4%	2 100%	5 29.4%	0	0	0	7 38.9%	2 25.0%	0	5 50.0%	7 36.8%	0
TRAFFIC IS VERY BAD	4 21.1%	0	0	0	0	0	2 28.6%	2 28.6%	1 20.0%	1 11.1%	0	4 23.5%	0	0	0	4 22.2%	1 12.5%	0	3 30.0%	4 21.1%	0
OVERCROWDED	3 15.8%	0	0	0	0	0	0	3 42.9%	0	2 22.2%	0	3 17.6%	0	0	0	3 16.7%	2 25.0%	0	1 10.0%	3 15.8%	0
SLOW GROWTH	2 10.5%	0	1 33.3%	0	1 50.0%	0	0	0	2 40.0%	0	0	2 11.8%	0	0	0	2 11.1%	1 12.5%	0	1 10.0%	2 10.5%	0
OTHER	4 21.1%	0	0	0	1 50.0%	0	2 28.6%	1 14.3%	1 20.0%	3 33.3%	0	4 23.5%	1 100%	1 100%	0	3 16.7%	1 12.5%	0	2 20.0%	4 21.1%	0



City of Dunwoody - Community Survey
March 2023

Q10. Are you satisfied or dissatisfied with the retail options in Dunwoody? Is that very/somewhat (satisfied/dissatisfied)?

Base: Total Sample

BANNER 1

	GENDER				AGE GROUP					ETHNICITY					
	TOTAL	MALE	FEMALE	OTHER	18-29	30-39	40-49	50-64	65+	LATINO	WHITE	BLACK	ASIAN	MORE THAN /ONE RACE	OTHER
Total	525	239	247	1	69	102	103	111	107	34	338	63	31	14	9
	100%	100%	100.0%	100%	100%	100%	100%	100%	100%	100.0%	100%	100%	100%	100.0%	100%
SATISFIED (NET)	424	194	204	0	57	80	77	91	95	28	266	60	28	12	7
-----	80.8%	81.2%	82.6%		82.6%	78.4%	74.8%	82.0%	88.8%	82.4%	78.7%	95.2%	90.3%	85.7%	77.8%
VERY SATISFIED	206	87	107	0	27	40	35	43	52	10	127	41	11	4	2
	39.2%	36.4%	43.3%		39.1%	39.2%	34.0%	38.7%	48.6%	29.4%	37.6%	65.1%	35.5%	28.6%	22.2%
SOMEWHAT SATISFIED	218	107	97	0	30	40	42	48	43	18	139	19	17	8	5
	41.5%	44.8%	39.3%		43.5%	39.2%	40.8%	43.2%	40.2%	52.9%	41.1%	30.2%	54.8%	57.1%	55.6%
DISSATISFIED (NET)	96	41	43	1	11	21	25	19	11	6	68	3	3	2	2
-----	18.3%	17.2%	17.4%	100%	15.9%	20.6%	24.3%	17.1%	10.3%	17.6%	20.1%	4.8%	9.7%	14.3%	22.2%
SOMEWHAT DISSATISFIED	76	35	33	1	10	16	17	17	8	3	57	1	3	2	2
	14.5%	14.6%	13.4%	100%	14.5%	15.7%	16.5%	15.3%	7.5%	8.8%	16.9%	1.6%	9.7%	14.3%	22.2%
VERY DISSATISFIED	20	6	10	0	1	5	8	2	3	3	11	2	0	0	0
	3.8%	2.5%	4.0%		1.4%	4.9%	7.8%	1.8%	2.8%	8.8%	3.3%	3.2%			
UNSURE	5	4	0	0	1	1	1	1	1	0	4	0	0	0	0
	1.0%	1.7%			1.4%	1.0%	1.0%	0.9%	0.9%		1.2%				



City of Dunwoody - Community Survey
March 2023

Q10. Are you satisfied or dissatisfied with the retail options in Dunwoody? Is that very/somewhat (satisfied/dissatisfied)?

Base: Total Sample

BANNER 2

	YEARS LIVED IN DUNWOODY								CHILDREN IN HOUSEHOLD		BUSINESS OWNERSHIP		MODE						LANGUAGE		
	TOTAL	LESS	2 TO	4 TO	6 TO	11 TO	16 TO	21	YES	NO	YES	NO	PHONE [NET]	LAND- LINE	MOBILE	ONLINE [NET]	EMAIL	TEXT	MAIL [NET]	ENGLISH	SPANISH
		THAN 1 YEAR	3 YEARS	5 YEARS	10 YEARS	15 YEARS	20 YEARS	AND OVER													
Total	525 100%	26 100.0%	98 100%	54 100%	90 100%	49 100%	54 100%	153 100%	188 100.0%	316 100.0%	51 100%	474 100%	42 100%	4 100%	38 100.0%	483 100.0%	140 100%	16 100%	327 100%	512 100.0%	13 100.0%
SATISFIED (NET)	424 80.8%	25 96.2%	80 81.6%	41 75.9%	70 77.8%	40 81.6%	42 77.8%	126 82.4%	145 77.1%	262 82.9%	37 72.5%	387 81.6%	38 90.5%	4 100%	34 89.5%	386 79.9%	116 82.9%	15 93.8%	255 78.0%	414 80.9%	10 76.9%
VERY SATISFIED	206 39.2%	16 61.5%	33 33.7%	23 42.6%	37 41.1%	18 36.7%	13 24.1%	66 43.1%	65 34.6%	134 42.4%	17 33.3%	189 39.9%	25 59.5%	2 50.0%	23 60.5%	181 37.5%	64 45.7%	8 50.0%	109 33.3%	201 39.3%	5 38.5%
SOMEWHAT SATISFIED	218 41.5%	9 34.6%	47 48.0%	18 33.3%	33 36.7%	22 44.9%	29 53.7%	60 39.2%	80 42.6%	128 40.5%	20 39.2%	198 41.8%	13 31.0%	2 50.0%	11 28.9%	205 42.4%	52 37.1%	7 43.8%	146 44.6%	213 41.6%	5 38.5%
DISSATISFIED (NET)	96 18.3%	1 3.8%	16 16.3%	12 22.2%	19 21.1%	8 16.3%	12 22.2%	27 17.6%	41 21.8%	51 16.1%	14 27.5%	82 17.3%	4 9.5%	0	4 10.5%	92 19.0%	21 15.0%	1 6.3%	70 21.4%	93 18.2%	3 23.1%
SOMEWHAT DISSATISFIED	76 14.5%	1 3.8%	14 14.3%	9 16.7%	15 16.7%	6 12.2%	11 20.4%	20 13.1%	32 17.0%	41 13.0%	11 21.6%	65 13.7%	3 7.1%	0	3 7.9%	73 15.1%	16 11.4%	0	57 17.4%	73 14.3%	3 23.1%
VERY DISSATISFIED	20 3.8%	0	2 2.0%	3 5.6%	4 4.4%	2 4.1%	1 1.9%	7 4.6%	9 4.8%	10 3.2%	3 5.9%	17 3.6%	1 2.4%	0	1 2.6%	19 3.9%	5 3.6%	1 6.3%	13 4.0%	20 3.9%	0
UNSURE	5 1.0%	0	2 2.0%	1 1.9%	1 1.1%	1 2.0%	0	0	2 1.1%	3 0.9%	0	5 1.1%	0	0	0	5 1.0%	3 2.1%	0	2 0.6%	5 1.0%	0



City of Dunwoody - Community Survey
March 2023

Q10A. Are you satisfied or dissatisfied with the retail options in Dunwoody? Is that very/somewhat (satisfied/dissatisfied)?

Base: Satisfied/Dissatisfied

BANNER 1

	GENDER				AGE GROUP					ETHNICITY					
	TOTAL	MALE	FEMALE	OTHER	18-29	30-39	40-49	50-64	65+	LATINO	WHITE	BLACK	ASIAN	MORE THAN /ONE RACE	OTHER
SATISFIED (NET)	424	194	204	0	57	80	77	91	95	28	266	60	28	12	7
-----	100%	100%	100.0%		100%	100%	100%	100%	100%	100.0%	100%	100%	100%	100.0%	100%
VERY SATISFIED	206	87	107	0	27	40	35	43	52	10	127	41	11	4	2
	48.6%	44.8%	52.5%		47.4%	50.0%	45.5%	47.3%	54.7%	35.7%	47.7%	68.3%	39.3%	33.3%	28.6%
SOMEWHAT SATISFIED	218	107	97	0	30	40	42	48	43	18	139	19	17	8	5
	51.4%	55.2%	47.5%		52.6%	50.0%	54.5%	52.7%	45.3%	64.3%	52.3%	31.7%	60.7%	66.7%	71.4%
DISSATISFIED (NET)	96	41	43	1	11	21	25	19	11	6	68	3	3	2	2
-----	100%	100%	100.0%	100%	100%	100%	100%	100%	100%	100.0%	100%	100%	100%	100.0%	100%
SOMEWHAT DISSATISFIED	76	35	33	1	10	16	17	17	8	3	57	1	3	2	2
	79.2%	85.4%	76.7%	100%	90.9%	76.2%	68.0%	89.5%	72.7%	50.0%	83.8%	33.3%	100%	100.0%	100%
VERY DISSATISFIED	20	6	10	0	1	5	8	2	3	3	11	2	0	0	0
	20.8%	14.6%	23.3%		9.1%	23.8%	32.0%	10.5%	27.3%	50.0%	16.2%	66.7%			



City of Dunwoody - Community Survey
March 2023

Q10A. Are you satisfied or dissatisfied with the retail options in Dunwoody? Is that very/somewhat (satisfied/dissatisfied)?

Base: Satisfied/Dissatisfied

BANNER 2

	YEARS LIVED IN DUNWOODY								CHILDREN IN HOUSEHOLD		BUSINESS OWNERSHIP		MODE						LANGUAGE		
	TOTAL	LESS THAN 1 YEAR	2 TO 3 YEARS	4 TO 5 YEARS	6 TO 10 YEARS	11 TO 15 YEARS	16 TO 20 YEARS	21 AND OVER	YES	NO	YES	NO	PHONE [NET]	LAND- LINE	MOBILE	ONLINE [NET]	EMAIL	TEXT	MAIL [NET]	ENGLISH	SPANISH
SATISFIED (NET)	424	25	80	41	70	40	42	126	145	262	37	387	38	4	34	386	116	15	255	414	10
-----	100%	100.0%	100%	100%	100%	100%	100%	100%	100.0%	100.0%	100%	100%	100%	100%	100.0%	100.0%	100%	100%	100%	100.0%	100.0%
VERY SATISFIED	206	16	33	23	37	18	13	66	65	134	17	189	25	2	23	181	64	8	109	201	5
	48.6%	64.0%	41.3%	56.1%	52.9%	45.0%	31.0%	52.4%	44.8%	51.1%	45.9%	48.8%	65.8%	50.0%	67.6%	46.9%	55.2%	53.3%	42.7%	48.6%	50.0%
SOMEWHAT SATISFIED	218	9	47	18	33	22	29	60	80	128	20	198	13	2	11	205	52	7	146	213	5
	51.4%	36.0%	58.8%	43.9%	47.1%	55.0%	69.0%	47.6%	55.2%	48.9%	54.1%	51.2%	34.2%	50.0%	32.4%	53.1%	44.8%	46.7%	57.3%	51.4%	50.0%
DISSATISFIED (NET)	96	1	16	12	19	8	12	27	41	51	14	82	4	0	4	92	21	1	70	93	3
-----	100%	100.0%	100%	100%	100%	100%	100%	100%	100.0%	100.0%	100%	100%	100%	100%	100.0%	100.0%	100%	100%	100%	100.0%	100.0%
SOMEWHAT DISSATISFIED	76	1	14	9	15	6	11	20	32	41	11	65	3	0	3	73	16	0	57	73	3
	79.2%	100.0%	87.5%	75.0%	78.9%	75.0%	91.7%	74.1%	78.0%	80.4%	78.6%	79.3%	75.0%	0	75.0%	79.3%	76.2%	0	81.4%	78.5%	100.0%
VERY DISSATISFIED	20	0	2	3	4	2	1	7	9	10	3	17	1	0	1	19	5	1	13	20	0
	20.8%	0	12.5%	25.0%	21.1%	25.0%	8.3%	25.9%	22.0%	19.6%	21.4%	20.7%	25.0%	0	25.0%	20.7%	23.8%	100%	18.6%	21.5%	0



City of Dunwoody - Community Survey
March 2023

Q11. Are you satisfied or dissatisfied with the restaurant options in Dunwoody? Is that very/somewhat (satisfied/dissatisfied)?

Base: Total Sample

BANNER 1

	GENDER			AGE GROUP					ETHNICITY						
	TOTAL	MALE	FEMALE	OTHER	18-29	30-39	40-49	50-64	65+	LATINO	WHITE	BLACK	ASIAN	MORE THAN /ONE RACE	OTHER
Total	525	239	247	1	69	102	103	111	107	34	338	63	31	14	9
	100%	100%	100.0%	100%	100%	100%	100%	100%	100%	100.0%	100%	100%	100%	100.0%	100%
SATISFIED (NET)	393	172	198	1	57	78	65	85	87	28	244	56	27	11	6
-----	74.9%	72.0%	80.2%	100%	82.6%	76.5%	63.1%	76.6%	81.3%	82.4%	72.2%	88.9%	87.1%	78.6%	66.7%
VERY SATISFIED	165	72	84	0	22	33	27	34	43	14	96	32	6	5	4
	31.4%	30.1%	34.0%		31.9%	32.4%	26.2%	30.6%	40.2%	41.2%	28.4%	50.8%	19.4%	35.7%	44.4%
SOMEWHAT SATISFIED	228	100	114	1	35	45	38	51	44	14	148	24	21	6	2
	43.4%	41.8%	46.2%	100%	50.7%	44.1%	36.9%	45.9%	41.1%	41.2%	43.8%	38.1%	67.7%	42.9%	22.2%
DISSATISFIED (NET)	125	64	48	0	12	24	38	25	17	6	93	5	4	3	2
-----	23.8%	26.8%	19.4%		17.4%	23.5%	36.9%	22.5%	15.9%	17.6%	27.5%	7.9%	12.9%	21.4%	22.2%
SOMEWHAT DISSATISFIED	94	48	36	0	11	22	24	19	10	4	71	4	2	3	1
	17.9%	20.1%	14.6%		15.9%	21.6%	23.3%	17.1%	9.3%	11.8%	21.0%	6.3%	6.5%	21.4%	11.1%
VERY DISSATISFIED	31	16	12	0	1	2	14	6	7	2	22	1	2	0	1
	5.9%	6.7%	4.9%		1.4%	2.0%	13.6%	5.4%	6.5%	5.9%	6.5%	1.6%	6.5%		11.1%
UNSURE	7	3	1	0	0	0	0	1	3	0	1	2	0	0	1
	1.3%	1.3%	0.4%					0.9%	2.8%		0.3%	3.2%			11.1%



City of Dunwoody - Community Survey
March 2023

Q11. Are you satisfied or dissatisfied with the restaurant options in Dunwoody? Is that very/somewhat (satisfied/dissatisfied)?

Base: Total Sample

BANNER 2

	YEARS LIVED IN DUNWOODY								CHILDREN IN HOUSEHOLD		BUSINESS OWNERSHIP		MODE						LANGUAGE		
	TOTAL	LESS	2 TO	4 TO	6 TO	11 TO	16 TO	21	YES	NO	YES	NO	PHONE [NET]	LAND- LINE	MOBILE	ONLINE [NET]	EMAIL	TEXT	MAIL [NET]	ENGLISH	SPANISH
		THAN 1 YEAR	3 YEARS	5 YEARS	10 YEARS	15 YEARS	20 YEARS	AND OVER													
Total	525 100%	26 100.0%	98 100%	54 100%	90 100%	49 100%	54 100%	153 100%	188 100.0%	316 100.0%	51 100%	474 100%	42 100%	4 100%	38 100.0%	483 100.0%	140 100%	16 100%	327 100%	512 100.0%	13 100.0%
SATISFIED (NET)	393 74.9%	24 92.3%	77 78.6%	39 72.2%	65 72.2%	34 69.4%	39 72.2%	115 75.2%	129 68.6%	250 79.1%	32 62.7%	361 76.2%	36 85.7%	4 100%	32 84.2%	357 73.9%	104 74.3%	14 87.5%	239 73.1%	384 75.0%	9 69.2%
VERY SATISFIED	165 31.4%	12 46.2%	30 30.6%	20 37.0%	30 33.3%	16 32.7%	14 25.9%	43 28.1%	51 27.1%	108 34.2%	9 17.6%	156 32.9%	22 52.4%	1 25.0%	21 55.3%	143 29.6%	45 32.1%	5 31.3%	93 28.4%	159 31.1%	6 46.2%
SOMEWHAT SATISFIED	228 43.4%	12 46.2%	47 48.0%	19 35.2%	35 38.9%	18 36.7%	25 46.3%	72 47.1%	78 41.5%	142 44.9%	23 45.1%	205 43.2%	14 33.3%	3 75.0%	11 28.9%	214 44.3%	59 42.1%	9 56.3%	146 44.6%	225 43.9%	3 23.1%
DISSATISFIED (NET)	125 23.8%	2 7.7%	20 20.4%	15 27.8%	25 27.8%	13 26.5%	15 27.8%	34 22.2%	59 31.4%	62 19.6%	19 37.3%	106 22.4%	5 11.9%	0	5 13.2%	120 24.8%	31 22.1%	1 6.3%	88 26.9%	121 23.6%	4 30.8%
SOMEWHAT DISSATISFIED	94 17.9%	2 7.7%	18 18.4%	10 18.5%	19 21.1%	9 18.4%	12 22.2%	23 15.0%	41 21.8%	50 15.8%	15 29.4%	79 16.7%	4 9.5%	0	4 10.5%	90 18.6%	24 17.1%	0	66 20.2%	90 17.6%	4 30.8%
VERY DISSATISFIED	31 5.9%	0	2 2.0%	5 9.3%	6 6.7%	4 8.2%	3 5.6%	11 7.2%	18 9.6%	12 3.8%	4 7.8%	27 5.7%	1 2.4%	0	1 2.6%	30 6.2%	7 5.0%	1 6.3%	22 6.7%	31 6.1%	0
UNSURE	7 1.3%	0	1 1.0%	0	0	2 4.1%	0	4 2.6%	0	4 1.3%	0	7 1.5%	1 2.4%	0	1 2.6%	6 1.2%	5 3.6%	1 6.3%	0	7 1.4%	0



City of Dunwoody - Community Survey
March 2023

Q11A. Are you satisfied or dissatisfied with the restaurant options in Dunwoody? Is that very/somewhat (satisfied/dissatisfied)?

Base: Satisfied/Dissatisfied

BANNER 1

	GENDER			AGE GROUP					ETHNICITY						
	TOTAL	MALE	FEMALE	OTHER	18-29	30-39	40-49	50-64	65+	LATINO	WHITE	BLACK	ASIAN	MORE THAN /ONE RACE	OTHER
SATISFIED (NET)	393	172	198	1	57	78	65	85	87	28	244	56	27	11	6
-----	100%	100%	100.0%	100%	100%	100%	100%	100%	100%	100.0%	100%	100%	100%	100.0%	100%
VERY SATISFIED	165	72	84	0	22	33	27	34	43	14	96	32	6	5	4
	42.0%	41.9%	42.4%		38.6%	42.3%	41.5%	40.0%	49.4%	50.0%	39.3%	57.1%	22.2%	45.5%	66.7%
SOMEWHAT SATISFIED	228	100	114	1	35	45	38	51	44	14	148	24	21	6	2
	58.0%	58.1%	57.6%	100%	61.4%	57.7%	58.5%	60.0%	50.6%	50.0%	60.7%	42.9%	77.8%	54.5%	33.3%
DISSATISFIED (NET)	125	64	48	0	12	24	38	25	17	6	93	5	4	3	2
-----	100%	100%	100.0%		100%	100%	100%	100%	100%	100.0%	100%	100%	100%	100.0%	100%
SOMEWHAT DISSATISFIED	94	48	36	0	11	22	24	19	10	4	71	4	2	3	1
	75.2%	75.0%	75.0%		91.7%	91.7%	63.2%	76.0%	58.8%	66.7%	76.3%	80.0%	50.0%	100.0%	50.0%
VERY DISSATISFIED	31	16	12	0	1	2	14	6	7	2	22	1	2	0	1
	24.8%	25.0%	25.0%		8.3%	8.3%	36.8%	24.0%	41.2%	33.3%	23.7%	20.0%	50.0%		50.0%



City of Dunwoody - Community Survey
March 2023

Q11A. Are you satisfied or dissatisfied with the restaurant options in Dunwoody? Is that very/somewhat (satisfied/dissatisfied)?

Base: Satisfied/Dissatisfied

BANNER 2

	YEARS LIVED IN DUNWOODY								CHILDREN IN HOUSEHOLD		BUSINESS OWNERSHIP		MODE							LANGUAGE	
	TOTAL	LESS THAN 1 YEAR	2 TO 3 YEARS	4 TO 5 YEARS	6 TO 10 YEARS	11 TO 15 YEARS	16 TO 20 YEARS	21 AND OVER	YES	NO	YES	NO	PHONE [NET]	LAND- LINE	MOBILE	ONLINE [NET]	EMAIL	TEXT	MAIL [NET]	ENGLISH	SPANISH
SATISFIED (NET)	393	24	77	39	65	34	39	115	129	250	32	361	36	4	32	357	104	14	239	384	9
-----	100%	100.0%	100%	100%	100%	100%	100%	100%	100.0%	100.0%	100%	100%	100%	100%	100.0%	100.0%	100%	100%	100%	100.0%	100.0%
VERY SATISFIED	165	12	30	20	30	16	14	43	51	108	9	156	22	1	21	143	45	5	93	159	6
	42.0%	50.0%	39.0%	51.3%	46.2%	47.1%	35.9%	37.4%	39.5%	43.2%	28.1%	43.2%	61.1%	25.0%	65.6%	40.1%	43.3%	35.7%	38.9%	41.4%	66.7%
SOMEWHAT SATISFIED	228	12	47	19	35	18	25	72	78	142	23	205	14	3	11	214	59	9	146	225	3
	58.0%	50.0%	61.0%	48.7%	53.8%	52.9%	64.1%	62.6%	60.5%	56.8%	71.9%	56.8%	38.9%	75.0%	34.4%	59.9%	56.7%	64.3%	61.1%	58.6%	33.3%
DISSATISFIED (NET)	125	2	20	15	25	13	15	34	59	62	19	106	5	0	5	120	31	1	88	121	4
-----	100%	100.0%	100%	100%	100%	100%	100%	100%	100.0%	100.0%	100%	100%	100%	100%	100.0%	100.0%	100%	100%	100%	100.0%	100.0%
SOMEWHAT DISSATISFIED	94	2	18	10	19	9	12	23	41	50	15	79	4	0	4	90	24	0	66	90	4
	75.2%	100.0%	90.0%	66.7%	76.0%	69.2%	80.0%	67.6%	69.5%	80.6%	78.9%	74.5%	80.0%	0	80.0%	75.0%	77.4%	0	75.0%	74.4%	100.0%
VERY DISSATISFIED	31	0	2	5	6	4	3	11	18	12	4	27	1	0	1	30	7	1	22	31	0
	24.8%	0	10.0%	33.3%	24.0%	30.8%	20.0%	32.4%	30.5%	19.4%	21.1%	25.5%	20.0%	0	20.0%	25.0%	22.6%	100%	25.0%	25.6%	0



City of Dunwoody - Community Survey
March 2023

Q12. Are you satisfied or dissatisfied with housing options available in Dunwoody? Is that very/somewhat (satisfied/dissatisfied)?

Base: Total Sample

BANNER 1

	GENDER				AGE GROUP					ETHNICITY					
	TOTAL	MALE	FEMALE	OTHER	18-29	30-39	40-49	50-64	65+	LATINO	WHITE	BLACK	ASIAN	MORE THAN /ONE RACE	OTHER
Total	525	239	247	1	69	102	103	111	107	34	338	63	31	14	9
	100%	100%	100.0%	100%	100%	100%	100%	100%	100%	100.0%	100%	100%	100%	100.0%	100%
SATISFIED (NET)	420	193	199	1	44	83	92	89	91	30	282	48	18	9	6
-----	80.0%	80.8%	80.6%	100%	63.8%	81.4%	89.3%	80.2%	85.0%	88.2%	83.4%	76.2%	58.1%	64.3%	66.7%
VERY SATISFIED	204	101	90	1	14	38	44	46	52	16	148	20	3	3	3
	38.9%	42.3%	36.4%	100%	20.3%	37.3%	42.7%	41.4%	48.6%	47.1%	43.8%	31.7%	9.7%	21.4%	33.3%
SOMEWHAT SATISFIED	216	92	109	0	30	45	48	43	39	14	134	28	15	6	3
	41.1%	38.5%	44.1%		43.5%	44.1%	46.6%	38.7%	36.4%	41.2%	39.6%	44.4%	48.4%	42.9%	33.3%
DISSATISFIED (NET)	81	38	36	0	20	16	10	18	7	3	42	13	11	4	1
-----	15.4%	15.9%	14.6%		29.0%	15.7%	9.7%	16.2%	6.5%	8.8%	12.4%	20.6%	35.5%	28.6%	11.1%
SOMEWHAT DISSATISFIED	53	28	22	0	10	13	6	13	5	2	24	8	11	3	1
	10.1%	11.7%	8.9%		14.5%	12.7%	5.8%	11.7%	4.7%	5.9%	7.1%	12.7%	35.5%	21.4%	11.1%
VERY DISSATISFIED	28	10	14	0	10	3	4	5	2	1	18	5	0	1	0
	5.3%	4.2%	5.7%		14.5%	2.9%	3.9%	4.5%	1.9%	2.9%	5.3%	7.9%		7.1%	
UNSURE	24	8	12	0	5	3	1	4	9	1	14	2	2	1	2
	4.6%	3.3%	4.9%		7.2%	2.9%	1.0%	3.6%	8.4%	2.9%	4.1%	3.2%	6.5%	7.1%	22.2%



City of Dunwoody - Community Survey
March 2023

Q12. Are you satisfied or dissatisfied with housing options available in Dunwoody? Is that very/somewhat (satisfied/dissatisfied)?

Base: Total Sample

BANNER 2

	YEARS LIVED IN DUNWOODY								CHILDREN IN HOUSEHOLD		BUSINESS OWNERSHIP		MODE						LANGUAGE		
	TOTAL	LESS	2 TO	4 TO	6 TO	11 TO	16 TO	21	YES	NO	YES	NO	PHONE [NET]	LAND- LINE	MOBILE	ONLINE [NET]	EMAIL	TEXT	MAIL [NET]	ENGLISH	SPANISH
		THAN 1 YEAR	3 YEARS	5 YEARS	10 YEARS	15 YEARS	20 YEARS	AND OVER													
Total	525 100%	26 100.0%	98 100%	54 100%	90 100%	49 100%	54 100%	153 100%	188 100.0%	316 100.0%	51 100%	474 100%	42 100%	4 100%	38 100.0%	483 100.0%	140 100%	16 100%	327 100%	512 100.0%	13 100.0%
SATISFIED (NET)	420 80.0%	16 61.5%	79 80.6%	46 85.2%	78 86.7%	40 81.6%	41 75.9%	120 78.4%	168 89.4%	239 75.6%	42 82.4%	378 79.7%	34 81.0%	4 100%	30 78.9%	386 79.9%	117 83.6%	10 62.5%	259 79.2%	410 80.1%	10 76.9%
VERY SATISFIED	204 38.9%	7 26.9%	32 32.7%	21 38.9%	37 41.1%	18 36.7%	22 40.7%	67 43.8%	85 45.2%	114 36.1%	20 39.2%	184 38.8%	18 42.9%	3 75.0%	15 39.5%	186 38.5%	62 44.3%	3 18.8%	121 37.0%	199 38.9%	5 38.5%
SOMEWHAT SATISFIED	216 41.1%	9 34.6%	47 48.0%	25 46.3%	41 45.6%	22 44.9%	19 35.2%	53 34.6%	83 44.1%	125 39.6%	22 43.1%	194 40.9%	16 38.1%	1 25.0%	15 39.5%	200 41.4%	55 39.3%	7 43.8%	138 42.2%	211 41.2%	5 38.5%
DISSATISFIED (NET)	81 15.4%	8 30.8%	17 17.3%	7 13.0%	10 11.1%	7 14.3%	10 18.5%	21 13.7%	18 9.6%	56 17.7%	6 11.8%	75 15.8%	7 16.7%	0	7 18.4%	74 15.3%	15 10.7%	6 37.5%	53 16.2%	79 15.4%	2 15.4%
SOMEWHAT DISSATISFIED	53 10.1%	5 19.2%	11 11.2%	5 9.3%	8 8.9%	4 8.2%	8 14.8%	12 7.8%	15 8.0%	33 10.4%	5 9.8%	48 10.1%	2 4.8%	0	2 5.3%	51 10.6%	10 7.1%	5 31.3%	36 11.0%	51 10.0%	2 15.4%
VERY DISSATISFIED	28 5.3%	3 11.5%	6 6.1%	2 3.7%	2 2.2%	3 6.1%	2 3.7%	9 5.9%	3 1.6%	23 7.3%	1 2.0%	27 5.7%	5 11.9%	0	5 13.2%	23 4.8%	5 3.6%	1 6.3%	17 5.2%	28 5.5%	0
UNSURE	24 4.6%	2 7.7%	2 2.0%	1 1.9%	2 2.2%	2 4.1%	3 5.6%	12 7.8%	2 1.1%	21 6.6%	3 5.9%	21 4.4%	1 2.4%	0	1 2.6%	23 4.8%	8 5.7%	0	15 4.6%	23 4.5%	1 7.7%



City of Dunwoody - Community Survey
March 2023

Q12A. Are you satisfied or dissatisfied with housing options available in Dunwoody? Is that very/somewhat (satisfied/dissatisfied)?

Base: Satisfied/Dissatisfied

BANNER 1

	GENDER			AGE GROUP					ETHNICITY						
	TOTAL	MALE	FEMALE	OTHER	18-29	30-39	40-49	50-64	65+	LATINO	WHITE	BLACK	ASIAN	MORE THAN /ONE RACE	OTHER
SATISFIED (NET)	420	193	199	1	44	83	92	89	91	30	282	48	18	9	6
-----	100%	100%	100.0%	100%	100%	100%	100%	100%	100%	100.0%	100%	100%	100%	100.0%	100%
VERY SATISFIED	204	101	90	1	14	38	44	46	52	16	148	20	3	3	3
	48.6%	52.3%	45.2%	100%	31.8%	45.8%	47.8%	51.7%	57.1%	53.3%	52.5%	41.7%	16.7%	33.3%	50.0%
SOMEWHAT SATISFIED	216	92	109	0	30	45	48	43	39	14	134	28	15	6	3
	51.4%	47.7%	54.8%		68.2%	54.2%	52.2%	48.3%	42.9%	46.7%	47.5%	58.3%	83.3%	66.7%	50.0%
DISSATISFIED (NET)	81	38	36	0	20	16	10	18	7	3	42	13	11	4	1
-----	100%	100%	100.0%		100%	100%	100%	100%	100%	100.0%	100%	100%	100%	100.0%	100%
SOMEWHAT DISSATISFIED	53	28	22	0	10	13	6	13	5	2	24	8	11	3	1
	65.4%	73.7%	61.1%		50.0%	81.3%	60.0%	72.2%	71.4%	66.7%	57.1%	61.5%	100%	75.0%	100%
VERY DISSATISFIED	28	10	14	0	10	3	4	5	2	1	18	5	0	1	0
	34.6%	26.3%	38.9%		50.0%	18.8%	40.0%	27.8%	28.6%	33.3%	42.9%	38.5%		25.0%	



City of Dunwoody - Community Survey
March 2023

Q12A. Are you satisfied or dissatisfied with housing options available in Dunwoody? Is that very/somewhat (satisfied/dissatisfied)?

Base: Satisfied/Dissatisfied

BANNER 2

	YEARS LIVED IN DUNWOODY								CHILDREN IN HOUSEHOLD		BUSINESS OWNERSHIP		MODE						LANGUAGE		
	TOTAL	LESS	2 TO	4 TO	6 TO	11 TO	16 TO	21	YES	NO	YES	NO	PHONE [NET]	LAND- LINE	MOBILE	ONLINE [NET]	EMAIL	TEXT	MAIL [NET]	ENGLISH	SPANISH
		THAN 1 YEAR	3 YEARS	5 YEARS	10 YEARS	15 YEARS	20 YEARS	AND OVER													
SATISFIED (NET)	420	16	79	46	78	40	41	120	168	239	42	378	34	4	30	386	117	10	259	410	10
-----	100%	100.0%	100%	100%	100%	100%	100%	100%	100.0%	100.0%	100%	100%	100%	100%	100.0%	100.0%	100%	100%	100%	100.0%	100.0%
VERY SATISFIED	204	7	32	21	37	18	22	67	85	114	20	184	18	3	15	186	62	3	121	199	5
	48.6%	43.8%	40.5%	45.7%	47.4%	45.0%	53.7%	55.8%	50.6%	47.7%	47.6%	48.7%	52.9%	75.0%	50.0%	48.2%	53.0%	30.0%	46.7%	48.5%	50.0%
SOMEWHAT SATISFIED	216	9	47	25	41	22	19	53	83	125	22	194	16	1	15	200	55	7	138	211	5
	51.4%	56.3%	59.5%	54.3%	52.6%	55.0%	46.3%	44.2%	49.4%	52.3%	52.4%	51.3%	47.1%	25.0%	50.0%	51.8%	47.0%	70.0%	53.3%	51.5%	50.0%
DISSATISFIED (NET)	81	8	17	7	10	7	10	21	18	56	6	75	7	0	7	74	15	6	53	79	2
-----	100%	100.0%	100%	100%	100%	100%	100%	100%	100.0%	100.0%	100%	100%	100%	100%	100.0%	100.0%	100%	100%	100%	100.0%	100.0%
SOMEWHAT DISSATISFIED	53	5	11	5	8	4	8	12	15	33	5	48	2	0	2	51	10	5	36	51	2
	65.4%	62.5%	64.7%	71.4%	80.0%	57.1%	80.0%	57.1%	83.3%	58.9%	83.3%	64.0%	28.6%	0	28.6%	68.9%	66.7%	83.3%	67.9%	64.6%	100.0%
VERY DISSATISFIED	28	3	6	2	2	3	2	9	3	23	1	27	5	0	5	23	5	1	17	28	0
	34.6%	37.5%	35.3%	28.6%	20.0%	42.9%	20.0%	42.9%	16.7%	41.1%	16.7%	36.0%	71.4%	0	71.4%	31.1%	33.3%	16.7%	32.1%	35.4%	0



City of Dunwoody - Community Survey
March 2023

Q13. Are you satisfied or dissatisfied with police services in Dunwoody? Is that very/somewhat (satisfied/dissatisfied)?

Base: Total Sample

BANNER 1

	GENDER				AGE GROUP					ETHNICITY					
	TOTAL	MALE	FEMALE	OTHER	18-29	30-39	40-49	50-64	65+	LATINO	WHITE	BLACK	ASIAN	MORE THAN /ONE RACE	OTHER
Total	525	239	247	1	69	102	103	111	107	34	338	63	31	14	9
	100%	100%	100.0%	100%	100%	100%	100%	100%	100%	100.0%	100%	100%	100%	100.0%	100%
SATISFIED (NET)	446	209	211	1	52	78	92	103	94	31	297	52	23	11	6
-----	85.0%	87.4%	85.4%	100%	75.4%	76.5%	89.3%	92.8%	87.9%	91.2%	87.9%	82.5%	74.2%	78.6%	66.7%
VERY SATISFIED	282	138	132	1	26	41	67	57	77	17	200	33	11	7	4
	53.7%	57.7%	53.4%	100%	37.7%	40.2%	65.0%	51.4%	72.0%	50.0%	59.2%	52.4%	35.5%	50.0%	44.4%
SOMEWHAT SATISFIED	164	71	79	0	26	37	25	46	17	14	97	19	12	4	2
	31.2%	29.7%	32.0%		37.7%	36.3%	24.3%	41.4%	15.9%	41.2%	28.7%	30.2%	38.7%	28.6%	22.2%
DISSATISFIED (NET)	37	16	15	0	7	10	7	7	3	2	20	2	4	1	2
-----	7.0%	6.7%	6.1%		10.1%	9.8%	6.8%	6.3%	2.8%	5.9%	5.9%	3.2%	12.9%	7.1%	22.2%
SOMEWHAT DISSATISFIED	28	12	13	0	5	8	5	6	2	2	16	2	2	1	2
	5.3%	5.0%	5.3%		7.2%	7.8%	4.9%	5.4%	1.9%	5.9%	4.7%	3.2%	6.5%	7.1%	22.2%
VERY DISSATISFIED	9	4	2	0	2	2	2	1	1	0	4	0	2	0	0
	1.7%	1.7%	0.8%		2.9%	2.0%	1.9%	0.9%	0.9%		1.2%		6.5%		
UNSURE	42	14	21	0	10	14	4	1	10	1	21	9	4	2	1
	8.0%	5.9%	8.5%		14.5%	13.7%	3.9%	0.9%	9.3%	2.9%	6.2%	14.3%	12.9%	14.3%	11.1%



City of Dunwoody - Community Survey
March 2023

Q13. Are you satisfied or dissatisfied with police services in Dunwoody? Is that very/somewhat (satisfied/dissatisfied)?

Base: Total Sample

BANNER 2

	YEARS LIVED IN DUNWOODY								CHILDREN IN HOUSEHOLD		BUSINESS OWNERSHIP		MODE						LANGUAGE		
	TOTAL	LESS THAN 1	2 TO 3	4 TO 5	6 TO 10	11 TO 15	16 TO 20	21 AND OVER	YES	NO	YES	NO	PHONE [NET]	LAND-LINE	MOBILE	ONLINE [NET]	EMAIL	TEXT	MAIL [NET]	ENGLISH	SPANISH
		YEAR	YEARS	YEARS	YEARS	YEARS	YEARS	YEARS													
Total	525 100%	26 100.0%	98 100%	54 100%	90 100%	49 100%	54 100%	153 100%	188 100.0%	316 100.0%	51 100%	474 100%	42 100%	4 100%	38 100.0%	483 100.0%	140 100%	16 100%	327 100%	512 100.0%	13 100.0%
SATISFIED (NET)	446 85.0%	21 80.8%	68 69.4%	46 85.2%	81 90.0%	46 93.9%	46 85.2%	138 90.2%	165 87.8%	263 83.2%	47 92.2%	399 84.2%	39 92.9%	4 100%	35 92.1%	407 84.3%	120 85.7%	13 81.3%	274 83.8%	436 85.2%	10 76.9%
VERY SATISFIED	282 53.7%	9 34.6%	34 34.7%	24 44.4%	58 64.4%	32 65.3%	34 63.0%	91 59.5%	113 60.1%	163 51.6%	31 60.8%	251 53.0%	25 59.5%	2 50.0%	23 60.5%	257 53.2%	81 57.9%	7 43.8%	169 51.7%	278 54.3%	4 30.8%
SOMEWHAT SATISFIED	164 31.2%	12 46.2%	34 34.7%	22 40.7%	23 25.6%	14 28.6%	12 22.2%	47 30.7%	52 27.7%	100 31.6%	16 31.4%	148 31.2%	14 33.3%	2 50.0%	12 31.6%	150 31.1%	39 27.9%	6 37.5%	105 32.1%	158 30.9%	6 46.2%
DISSATISFIED (NET)	37 7.0%	0	12 12.2%	2 3.7%	6 6.7%	2 4.1%	6 11.1%	8 5.2%	13 6.9%	23 7.3%	2 3.9%	35 7.4%	2 4.8%	0	2 5.3%	35 7.2%	9 6.4%	1 6.3%	25 7.6%	35 6.8%	2 15.4%
SOMEWHAT DISSATISFIED	28 5.3%	0	8 8.2%	1 1.9%	6 6.7%	2 4.1%	5 9.3%	5 3.3%	9 4.8%	18 5.7%	1 2.0%	27 5.7%	1 2.4%	0	1 2.6%	27 5.6%	5 3.6%	1 6.3%	21 6.4%	26 5.1%	2 15.4%
VERY DISSATISFIED	9 1.7%	0	4 4.1%	1 1.9%	0	0	1 1.9%	3 2.0%	4 2.1%	5 1.6%	1 2.0%	8 1.7%	1 2.4%	0	1 2.6%	8 1.7%	4 2.9%	0	4 1.2%	9 1.8%	0
UNSURE	42 8.0%	5 19.2%	18 18.4%	6 11.1%	3 3.3%	1 2.0%	2 3.7%	7 4.6%	10 5.3%	30 9.5%	2 3.9%	40 8.4%	1 2.4%	0	1 2.6%	41 8.5%	11 7.9%	2 12.5%	28 8.6%	41 8.0%	1 7.7%



City of Dunwoody - Community Survey
March 2023

Q13A. Are you satisfied or dissatisfied with police services in Dunwoody? Is that very/somewhat (satisfied/dissatisfied)?

Base: Satisfied/Dissatisfied

BANNER 1

	GENDER			AGE GROUP					ETHNICITY						
	TOTAL	MALE	FEMALE	OTHER	18-29	30-39	40-49	50-64	65+	LATINO	WHITE	BLACK	ASIAN	MORE THAN /ONE RACE	OTHER
SATISFIED (NET)	446	209	211	1	52	78	92	103	94	31	297	52	23	11	6
-----	100%	100%	100.0%	100%	100%	100%	100%	100%	100%	100.0%	100%	100%	100%	100.0%	100%
VERY SATISFIED	282	138	132	1	26	41	67	57	77	17	200	33	11	7	4
	63.2%	66.0%	62.6%	100%	50.0%	52.6%	72.8%	55.3%	81.9%	54.8%	67.3%	63.5%	47.8%	63.6%	66.7%
SOMEWHAT SATISFIED	164	71	79	0	26	37	25	46	17	14	97	19	12	4	2
	36.8%	34.0%	37.4%		50.0%	47.4%	27.2%	44.7%	18.1%	45.2%	32.7%	36.5%	52.2%	36.4%	33.3%
DISSATISFIED (NET)	37	16	15	0	7	10	7	7	3	2	20	2	4	1	2
-----	100%	100%	100.0%		100%	100%	100%	100%	100%	100.0%	100%	100%	100%	100.0%	100%
SOMEWHAT DISSATISFIED	28	12	13	0	5	8	5	6	2	2	16	2	2	1	2
	75.7%	75.0%	86.7%		71.4%	80.0%	71.4%	85.7%	66.7%	100.0%	80.0%	100%	50.0%	100.0%	100%
VERY DISSATISFIED	9	4	2	0	2	2	2	1	1	0	4	0	2	0	0
	24.3%	25.0%	13.3%		28.6%	20.0%	28.6%	14.3%	33.3%		20.0%		50.0%		



City of Dunwoody - Community Survey
March 2023

Q13A. Are you satisfied or dissatisfied with police services in Dunwoody? Is that very/somewhat (satisfied/dissatisfied)?

Base: Satisfied/Dissatisfied

BANNER 2

	YEARS LIVED IN DUNWOODY								CHILDREN IN HOUSEHOLD		BUSINESS OWNERSHIP		MODE						LANGUAGE		
	TOTAL	LESS THAN 1 YEAR	2 TO 3 YEARS	4 TO 5 YEARS	6 TO 10 YEARS	11 TO 15 YEARS	16 TO 20 YEARS	21 AND OVER	YES	NO	YES	NO	PHONE [NET]	LAND- LINE	MOBILE	ONLINE [NET]	EMAIL	TEXT	MAIL [NET]	ENGLISH	SPANISH
SATISFIED (NET)	446	21	68	46	81	46	46	138	165	263	47	399	39	4	35	407	120	13	274	436	10
-----	100%	100.0%	100%	100%	100%	100%	100%	100%	100.0%	100.0%	100%	100%	100%	100%	100.0%	100.0%	100%	100%	100%	100.0%	100.0%
VERY SATISFIED	282	9	34	24	58	32	34	91	113	163	31	251	25	2	23	257	81	7	169	278	4
	63.2%	42.9%	50.0%	52.2%	71.6%	69.6%	73.9%	65.9%	68.5%	62.0%	66.0%	62.9%	64.1%	50.0%	65.7%	63.1%	67.5%	53.8%	61.7%	63.8%	40.0%
SOMEWHAT SATISFIED	164	12	34	22	23	14	12	47	52	100	16	148	14	2	12	150	39	6	105	158	6
	36.8%	57.1%	50.0%	47.8%	28.4%	30.4%	26.1%	34.1%	31.5%	38.0%	34.0%	37.1%	35.9%	50.0%	34.3%	36.9%	32.5%	46.2%	38.3%	36.2%	60.0%
DISSATISFIED (NET)	37	0	12	2	6	2	6	8	13	23	2	35	2	0	2	35	9	1	25	35	2
-----	100%	100%	100%	100%	100%	100%	100%	100%	100.0%	100.0%	100%	100%	100%	100%	100.0%	100.0%	100%	100%	100%	100.0%	100.0%
SOMEWHAT DISSATISFIED	28	0	8	1	6	2	5	5	9	18	1	27	1	0	1	27	5	1	21	26	2
	75.7%	66.7%	50.0%	50.0%	100%	100%	83.3%	62.5%	69.2%	78.3%	50.0%	77.1%	50.0%	50.0%	77.1%	55.6%	100%	84.0%	74.3%	100.0%	
VERY DISSATISFIED	9	0	4	1	0	0	1	3	4	5	1	8	1	0	1	8	4	0	4	9	0
	24.3%	33.3%	50.0%	50.0%	0	0	16.7%	37.5%	30.8%	21.7%	50.0%	22.9%	50.0%	50.0%	22.9%	44.4%	44.4%	16.0%	25.7%	25.7%	0



City of Dunwoody - Community Survey
March 2023

Q14. Are you satisfied or dissatisfied with City events and programs in Dunwoody? Is that very/somewhat (satisfied/dissatisfied)?

Base: Total Sample

BANNER 1

	GENDER				AGE GROUP					ETHNICITY					
	TOTAL	MALE	FEMALE	OTHER	18-29	30-39	40-49	50-64	65+	LATINO	WHITE	BLACK	ASIAN	MORE THAN /ONE RACE	OTHER
Total	525	239	247	1	69	102	103	111	107	34	338	63	31	14	9
	100%	100%	100.0%	100%	100%	100%	100%	100%	100%	100.0%	100%	100%	100%	100.0%	100%
SATISFIED (NET)	390	172	198	0	46	80	76	88	81	25	254	54	21	13	4
-----	74.3%	72.0%	80.2%		66.7%	78.4%	73.8%	79.3%	75.7%	73.5%	75.1%	85.7%	67.7%	92.9%	44.4%
VERY SATISFIED	169	68	92	0	18	40	37	28	40	10	112	22	8	6	3
	32.2%	28.5%	37.2%		26.1%	39.2%	35.9%	25.2%	37.4%	29.4%	33.1%	34.9%	25.8%	42.9%	33.3%
SOMEWHAT SATISFIED	221	104	106	0	28	40	39	60	41	15	142	32	13	7	1
	42.1%	43.5%	42.9%		40.6%	39.2%	37.9%	54.1%	38.3%	44.1%	42.0%	50.8%	41.9%	50.0%	11.1%
DISSATISFIED (NET)	44	23	16	1	7	7	10	13	4	5	24	5	4	1	1
-----	8.4%	9.6%	6.5%	100%	10.1%	6.9%	9.7%	11.7%	3.7%	14.7%	7.1%	7.9%	12.9%	7.1%	11.1%
SOMEWHAT DISSATISFIED	37	20	15	1	7	7	8	11	4	4	22	5	4	1	0
	7.0%	8.4%	6.1%	100%	10.1%	6.9%	7.8%	9.9%	3.7%	11.8%	6.5%	7.9%	12.9%	7.1%	
VERY DISSATISFIED	7	3	1	0	0	0	2	2	0	1	2	0	0	0	1
	1.3%	1.3%	0.4%				1.9%	1.8%		2.9%	0.6%				11.1%
UNSURE	91	44	33	0	16	15	17	10	22	4	60	4	6	0	4
	17.3%	18.4%	13.4%		23.2%	14.7%	16.5%	9.0%	20.6%	11.8%	17.8%	6.3%	19.4%		44.4%



City of Dunwoody - Community Survey
March 2023

Q14. Are you satisfied or dissatisfied with City events and programs in Dunwoody? Is that very/somewhat (satisfied/dissatisfied)?

Base: Total Sample

BANNER 2

	YEARS LIVED IN DUNWOODY								CHILDREN IN HOUSEHOLD		BUSINESS OWNERSHIP		MODE						LANGUAGE		
	TOTAL	LESS	2 TO	4 TO	6 TO	11 TO	16 TO	21	YES	NO	YES	NO	PHONE [NET]	LAND- LINE	MOBILE	ONLINE [NET]	EMAIL	TEXT	MAIL [NET]	ENGLISH	SPANISH
		THAN 1 YEAR	3 YEARS	5 YEARS	10 YEARS	15 YEARS	20 YEARS	AND OVER													
Total	525 100%	26 100.0%	98 100%	54 100%	90 100%	49 100%	54 100%	153 100%	188 100.0%	316 100.0%	51 100%	474 100%	42 100%	4 100%	38 100.0%	483 100.0%	140 100%	16 100%	327 100%	512 100.0%	13 100.0%
SATISFIED (NET) -----	390 74.3%	20 76.9%	69 70.4%	41 75.9%	73 81.1%	39 79.6%	41 75.9%	106 69.3%	147 78.2%	228 72.2%	37 72.5%	353 74.5%	35 83.3%	3 75.0%	32 84.2%	355 73.5%	98 70.0%	13 81.3%	244 74.6%	379 74.0%	11 84.6%
VERY SATISFIED	169 32.2%	8 30.8%	26 26.5%	19 35.2%	35 38.9%	13 26.5%	19 35.2%	49 32.0%	65 34.6%	100 31.6%	13 25.5%	156 32.9%	16 38.1%	2 50.0%	14 36.8%	153 31.7%	49 35.0%	5 31.3%	99 30.3%	164 32.0%	5 38.5%
SOMEWHAT SATISFIED	221 42.1%	12 46.2%	43 43.9%	22 40.7%	38 42.2%	26 53.1%	22 40.7%	57 37.3%	82 43.6%	128 40.5%	24 47.1%	197 41.6%	19 45.2%	1 25.0%	18 47.4%	202 41.8%	49 35.0%	8 50.0%	145 44.3%	215 42.0%	6 46.2%
DISSATISFIED (NET) -----	44 8.4%	0 10.2%	10 10.2%	3 5.6%	4 4.4%	5 10.2%	7 13.0%	15 9.8%	21 11.2%	22 7.0%	5 9.8%	39 8.2%	6 14.3%	1 25.0%	5 13.2%	38 7.9%	11 7.9%	1 6.3%	26 8.0%	43 8.4%	1 7.7%
SOMEWHAT DISSATISFIED	37 7.0%	0 8.2%	8 8.2%	3 5.6%	3 3.3%	5 10.2%	7 13.0%	11 7.2%	18 9.6%	19 6.0%	5 9.8%	32 6.8%	6 14.3%	1 25.0%	5 13.2%	31 6.4%	8 5.7%	1 6.3%	22 6.7%	36 7.0%	1 7.7%
VERY DISSATISFIED	7 1.3%	0 2.0%	2 2.0%	0 1.1%	1 1.1%	0 10.2%	0 11.1%	4 2.6%	3 1.6%	3 0.9%	0 1.5%	7 1.5%	0 2.4%	0 2.6%	0 18.6%	7 1.4%	3 2.1%	0 1.2%	4 1.2%	7 1.4%	0 7.7%
UNSURE	91 17.3%	6 23.1%	19 19.4%	10 18.5%	13 14.4%	5 10.2%	6 11.1%	32 20.9%	20 10.6%	66 20.9%	9 17.6%	82 17.3%	1 2.4%	0 2.6%	1 2.6%	90 18.6%	31 22.1%	2 12.5%	57 17.4%	90 17.6%	1 7.7%



City of Dunwoody - Community Survey
March 2023

Q14A. Are you satisfied or dissatisfied with City events and programs in Dunwoody? Is that very/somewhat (satisfied/dissatisfied)?

Base: Satisfied/Dissatisfied

BANNER 1

	GENDER			AGE GROUP					ETHNICITY						
	TOTAL	MALE	FEMALE	OTHER	18-29	30-39	40-49	50-64	65+	LATINO	WHITE	BLACK	ASIAN	MORE THAN /ONE RACE	OTHER
SATISFIED (NET)	390	172	198	0	46	80	76	88	81	25	254	54	21	13	4
-----	100%	100%	100.0%		100%	100%	100%	100%	100%	100.0%	100%	100%	100%	100.0%	100%
VERY SATISFIED	169	68	92	0	18	40	37	28	40	10	112	22	8	6	3
	43.3%	39.5%	46.5%		39.1%	50.0%	48.7%	31.8%	49.4%	40.0%	44.1%	40.7%	38.1%	46.2%	75.0%
SOMEWHAT SATISFIED	221	104	106	0	28	40	39	60	41	15	142	32	13	7	1
	56.7%	60.5%	53.5%		60.9%	50.0%	51.3%	68.2%	50.6%	60.0%	55.9%	59.3%	61.9%	53.8%	25.0%
DISSATISFIED (NET)	44	23	16	1	7	7	10	13	4	5	24	5	4	1	1
-----	100%	100%	100.0%	100%	100%	100%	100%	100%	100%	100.0%	100%	100%	100%	100.0%	100%
SOMEWHAT DISSATISFIED	37	20	15	1	7	7	8	11	4	4	22	5	4	1	0
	84.1%	87.0%	93.8%	100%	100%	100%	80.0%	84.6%	100%	80.0%	91.7%	100%	100%	100.0%	
VERY DISSATISFIED	7	3	1	0	0	0	2	2	0	1	2	0	0	0	1
	15.9%	13.0%	6.3%				20.0%	15.4%		20.0%	8.3%				100%



City of Dunwoody - Community Survey
March 2023

Q14A. Are you satisfied or dissatisfied with City events and programs in Dunwoody? Is that very/somewhat (satisfied/dissatisfied)?

Base: Satisfied/Dissatisfied

BANNER 2

	YEARS LIVED IN DUNWOODY								CHILDREN IN HOUSEHOLD		BUSINESS OWNERSHIP		MODE						LANGUAGE		
	TOTAL	LESS THAN 1 YEAR	2 TO 3 YEARS	4 TO 5 YEARS	6 TO 10 YEARS	11 TO 15 YEARS	16 TO 20 YEARS	21 AND OVER	YES	NO	YES	NO	PHONE [NET]	LAND-LINE	MOBILE	ONLINE [NET]	EMAIL	TEXT	MAIL [NET]	ENGLISH	SPANISH
SATISFIED (NET)	390	20	69	41	73	39	41	106	147	228	37	353	35	3	32	355	98	13	244	379	11
-----	100%	100.0%	100%	100%	100%	100%	100%	100%	100.0%	100.0%	100%	100%	100%	100%	100.0%	100.0%	100%	100%	100%	100.0%	100.0%
VERY SATISFIED	169	8	26	19	35	13	19	49	65	100	13	156	16	2	14	153	49	5	99	164	5
	43.3%	40.0%	37.7%	46.3%	47.9%	33.3%	46.3%	46.2%	44.2%	43.9%	35.1%	44.2%	45.7%	66.7%	43.8%	43.1%	50.0%	38.5%	40.6%	43.3%	45.5%
SOMEWHAT SATISFIED	221	12	43	22	38	26	22	57	82	128	24	197	19	1	18	202	49	8	145	215	6
	56.7%	60.0%	62.3%	53.7%	52.1%	66.7%	53.7%	53.8%	55.8%	56.1%	64.9%	55.8%	54.3%	33.3%	56.3%	56.9%	50.0%	61.5%	59.4%	56.7%	54.5%
DISSATISFIED (NET)	44	0	10	3	4	5	7	15	21	22	5	39	6	1	5	38	11	1	26	43	1
-----	100%		100%	100%	100%	100%	100%	100%	100.0%	100.0%	100%	100%	100%	100%	100.0%	100.0%	100%	100%	100%	100.0%	100.0%
SOMEWHAT DISSATISFIED	37	0	8	3	3	5	7	11	18	19	5	32	6	1	5	31	8	1	22	36	1
	84.1%		80.0%	100%	75.0%	100%	100%	73.3%	85.7%	86.4%	100%	82.1%	100%	100%	100.0%	81.6%	72.7%	100%	84.6%	83.7%	100.0%
VERY DISSATISFIED	7	0	2	0	1	0	0	4	3	3	0	7	0	0	0	7	3	0	4	7	0
	15.9%		20.0%		25.0%			26.7%	14.3%	13.6%		17.9%				18.4%	27.3%		15.4%	16.3%	



City of Dunwoody - Community Survey
March 2023

Q15. Are you satisfied or dissatisfied with the development of commercial projects in Dunwoody? Is that very/somewhat (satisfied/dissatisfied)?

Base: Total Sample

BANNER 1

	GENDER				AGE GROUP					ETHNICITY					
	TOTAL	MALE	FEMALE	OTHER	18-29	30-39	40-49	50-64	65+	LATINO	WHITE	BLACK	ASIAN	MORE THAN /ONE RACE	OTHER
Total	525	239	247	1	69	102	103	111	107	34	338	63	31	14	9
	100%	100%	100.0%	100%	100%	100%	100%	100%	100%	100.0%	100%	100%	100%	100.0%	100%
SATISFIED (NET)	303	142	147	0	44	60	56	77	55	23	185	49	19	8	4
-----	57.7%	59.4%	59.5%		63.8%	58.8%	54.4%	69.4%	51.4%	67.6%	54.7%	77.8%	61.3%	57.1%	44.4%
VERY SATISFIED	83	36	44	0	14	18	15	17	18	8	45	20	5	2	1
	15.8%	15.1%	17.8%		20.3%	17.6%	14.6%	15.3%	16.8%	23.5%	13.3%	31.7%	16.1%	14.3%	11.1%
SOMEWHAT SATISFIED	220	106	103	0	30	42	41	60	37	15	140	29	14	6	3
	41.9%	44.4%	41.7%		43.5%	41.2%	39.8%	54.1%	34.6%	44.1%	41.4%	46.0%	45.2%	42.9%	33.3%
DISSATISFIED (NET)	150	67	63	1	13	23	39	26	35	9	105	6	7	3	3
-----	28.6%	28.0%	25.5%	100%	18.8%	22.5%	37.9%	23.4%	32.7%	26.5%	31.1%	9.5%	22.6%	21.4%	33.3%
SOMEWHAT DISSATISFIED	102	52	44	1	10	17	24	18	27	6	75	6	6	2	3
	19.4%	21.8%	17.8%	100%	14.5%	16.7%	23.3%	16.2%	25.2%	17.6%	22.2%	9.5%	19.4%	14.3%	33.3%
VERY DISSATISFIED	48	15	19	0	3	6	15	8	8	3	30	0	1	1	0
	9.1%	6.3%	7.7%		4.3%	5.9%	14.6%	7.2%	7.5%	8.8%	8.9%		3.2%	7.1%	
UNSURE	72	30	37	0	12	19	8	8	17	2	48	8	5	3	2
	13.7%	12.6%	15.0%		17.4%	18.6%	7.8%	7.2%	15.9%	5.9%	14.2%	12.7%	16.1%	21.4%	22.2%



City of Dunwoody - Community Survey
March 2023

Q15. Are you satisfied or dissatisfied with the development of commercial projects in Dunwoody? Is that very/somewhat (satisfied/dissatisfied)?

Base: Total Sample

BANNER 2

	YEARS LIVED IN DUNWOODY								CHILDREN IN HOUSEHOLD		BUSINESS OWNERSHIP		MODE						LANGUAGE		
	TOTAL	LESS	2 TO	4 TO	6 TO	11 TO	16 TO	21	YES	NO	YES	NO	PHONE [NET]	LAND- LINE	MOBILE	ONLINE [NET]	EMAIL	TEXT	MAIL [NET]	ENGLISH	SPANISH
		THAN 1 YEAR	3 YEARS	5 YEARS	10 YEARS	15 YEARS	20 YEARS	AND OVER													
Total	525 100%	26 100.0%	98 100%	54 100%	90 100%	49 100%	54 100%	153 100%	188 100.0%	316 100.0%	51 100%	474 100%	42 100%	4 100%	38 100.0%	483 100.0%	140 100%	16 100%	327 100%	512 100.0%	13 100.0%
SATISFIED (NET)	303 57.7%	17 65.4%	60 61.2%	33 61.1%	52 57.8%	32 65.3%	31 57.4%	78 51.0%	114 60.6%	180 57.0%	30 58.8%	273 57.6%	33 78.6%	2 50.0%	31 81.6%	270 55.9%	76 54.3%	10 62.5%	184 56.3%	294 57.4%	9 69.2%
VERY SATISFIED	83 15.8%	5 19.2%	10 10.2%	11 20.4%	17 18.9%	8 16.3%	10 18.5%	22 14.4%	28 14.9%	55 17.4%	6 11.8%	77 16.2%	17 40.5%	2 50.0%	15 39.5%	66 13.7%	19 13.6%	4 25.0%	43 13.1%	80 15.6%	3 23.1%
SOMEWHAT SATISFIED	220 41.9%	12 46.2%	50 51.0%	22 40.7%	35 38.9%	24 49.0%	21 38.9%	56 36.6%	86 45.7%	125 39.6%	24 47.1%	196 41.4%	16 38.1%	0 0%	16 42.1%	204 42.2%	57 40.7%	6 37.5%	141 43.1%	214 41.8%	6 46.2%
DISSATISFIED (NET)	150 28.6%	2 7.7%	20 20.4%	14 25.9%	26 28.9%	14 28.6%	20 37.0%	53 34.6%	57 30.3%	85 26.9%	15 29.4%	135 28.5%	8 19.0%	2 50.0%	6 15.8%	142 29.4%	50 35.7%	2 12.5%	90 27.5%	148 28.9%	2 15.4%
SOMEWHAT DISSATISFIED	102 19.4%	2 7.7%	12 12.2%	10 18.5%	18 20.0%	8 16.3%	14 25.9%	37 24.2%	36 19.1%	65 20.6%	10 19.6%	92 19.4%	7 16.7%	2 50.0%	5 13.2%	95 19.7%	34 24.3%	2 12.5%	59 18.0%	100 19.5%	2 15.4%
VERY DISSATISFIED	48 9.1%	0 0%	8 8.2%	4 7.4%	8 8.9%	6 12.2%	6 11.1%	16 10.5%	21 11.2%	20 6.3%	5 9.8%	43 9.1%	1 2.4%	0 0%	1 2.6%	47 9.7%	16 11.4%	0 0%	31 9.5%	48 9.4%	0 0%
UNSURE	72 13.7%	7 26.9%	18 18.4%	7 13.0%	12 13.3%	3 6.1%	3 5.6%	22 14.4%	17 9.0%	51 16.1%	6 11.8%	66 13.9%	1 2.4%	0 0%	1 2.6%	71 14.7%	14 10.0%	4 25.0%	53 16.2%	70 13.7%	2 15.4%



City of Dunwoody - Community Survey
March 2023

Q15A. Are you satisfied or dissatisfied with the development of commercial projects in Dunwoody? Is that very/somewhat (satisfied/dissatisfied)?

Base: Satisfied/Dissatisfied

BANNER 1

	GENDER				AGE GROUP					ETHNICITY					
	TOTAL	MALE	FEMALE	OTHER	18-29	30-39	40-49	50-64	65+	LATINO	WHITE	BLACK	ASIAN	MORE THAN /ONE RACE	OTHER
SATISFIED (NET)	303	142	147	0	44	60	56	77	55	23	185	49	19	8	4
-----	100%	100%	100.0%		100%	100%	100%	100%	100%	100.0%	100%	100%	100%	100.0%	100%
VERY SATISFIED	83	36	44	0	14	18	15	17	18	8	45	20	5	2	1
	27.4%	25.4%	29.9%		31.8%	30.0%	26.8%	22.1%	32.7%	34.8%	24.3%	40.8%	26.3%	25.0%	25.0%
SOMEWHAT SATISFIED	220	106	103	0	30	42	41	60	37	15	140	29	14	6	3
	72.6%	74.6%	70.1%		68.2%	70.0%	73.2%	77.9%	67.3%	65.2%	75.7%	59.2%	73.7%	75.0%	75.0%
DISSATISFIED (NET)	150	67	63	1	13	23	39	26	35	9	105	6	7	3	3
-----	100%	100%	100.0%	100%	100%	100%	100%	100%	100%	100.0%	100%	100%	100%	100.0%	100%
SOMEWHAT DISSATISFIED	102	52	44	1	10	17	24	18	27	6	75	6	6	2	3
	68.0%	77.6%	69.8%	100%	76.9%	73.9%	61.5%	69.2%	77.1%	66.7%	71.4%	100%	85.7%	66.7%	100%
VERY DISSATISFIED	48	15	19	0	3	6	15	8	8	3	30	0	1	1	0
	32.0%	22.4%	30.2%		23.1%	26.1%	38.5%	30.8%	22.9%	33.3%	28.6%		14.3%	33.3%	



City of Dunwoody - Community Survey
March 2023

Q15A. Are you satisfied or dissatisfied with the development of commercial projects in Dunwoody? Is that very/somewhat (satisfied/dissatisfied)?

Base: Satisfied/Dissatisfied

BANNER 2

	YEARS LIVED IN DUNWOODY								CHILDREN IN HOUSEHOLD		BUSINESS OWNERSHIP		MODE						LANGUAGE		
	TOTAL	LESS THAN 1 YEAR	2 TO 3 YEARS	4 TO 5 YEARS	6 TO 10 YEARS	11 TO 15 YEARS	16 TO 20 YEARS	21 AND OVER	YES	NO	YES	NO	PHONE [NET]	LAND- LINE	MOBILE	ONLINE [NET]	EMAIL	TEXT	MAIL [NET]	ENGLISH	SPANISH
SATISFIED (NET)	303	17	60	33	52	32	31	78	114	180	30	273	33	2	31	270	76	10	184	294	9
-----	100%	100.0%	100%	100%	100%	100%	100%	100%	100.0%	100.0%	100%	100%	100%	100%	100.0%	100.0%	100%	100%	100%	100.0%	100.0%
VERY SATISFIED	83	5	10	11	17	8	10	22	28	55	6	77	17	2	15	66	19	4	43	80	3
	27.4%	29.4%	16.7%	33.3%	32.7%	25.0%	32.3%	28.2%	24.6%	30.6%	20.0%	28.2%	51.5%	100%	48.4%	24.4%	25.0%	40.0%	23.4%	27.2%	33.3%
SOMEWHAT SATISFIED	220	12	50	22	35	24	21	56	86	125	24	196	16	0	16	204	57	6	141	214	6
	72.6%	70.6%	83.3%	66.7%	67.3%	75.0%	67.7%	71.8%	75.4%	69.4%	80.0%	71.8%	48.5%		51.6%	75.6%	75.0%	60.0%	76.6%	72.8%	66.7%
DISSATISFIED (NET)	150	2	20	14	26	14	20	53	57	85	15	135	8	2	6	142	50	2	90	148	2
-----	100%	100.0%	100%	100%	100%	100%	100%	100%	100.0%	100.0%	100%	100%	100%	100%	100.0%	100.0%	100%	100%	100%	100.0%	100.0%
SOMEWHAT DISSATISFIED	102	2	12	10	18	8	14	37	36	65	10	92	7	2	5	95	34	2	59	100	2
	68.0%	100.0%	60.0%	71.4%	69.2%	57.1%	70.0%	69.8%	63.2%	76.5%	66.7%	68.1%	87.5%	100%	83.3%	66.9%	68.0%	100%	65.6%	67.6%	100.0%
VERY DISSATISFIED	48	0	8	4	8	6	6	16	21	20	5	43	1	0	1	47	16	0	31	48	0
	32.0%		40.0%	28.6%	30.8%	42.9%	30.0%	30.2%	36.8%	23.5%	33.3%	31.9%	12.5%		16.7%	33.1%	32.0%		34.4%	32.4%	



City of Dunwoody - Community Survey
March 2023

Q16. Are you satisfied or dissatisfied with the value you receive for the taxes you pay to the City of Dunwoody (i.e., taxes paid only to the City, not DeKalb County or DeKalb School)? Is that very/somewhat (satisfied/dissatisfied)?

Base: Total Sample

BANNER 1	GENDER				AGE GROUP					ETHNICITY					
	TOTAL	MALE	FEMALE	OTHER	18-29	30-39	40-49	50-64	65+	LATINO	WHITE	BLACK	ASIAN	MORE THAN /ONE RACE	OTHER
Total	525	239	247	1	69	102	103	111	107	34	338	63	31	14	9
	100%	100%	100.0%	100%	100%	100%	100%	100%	100%	100.0%	100%	100%	100%	100.0%	100%
SATISFIED (NET)	327	153	166	0	39	61	68	69	80	25	229	37	11	9	6
-----	62.3%	64.0%	67.2%		56.5%	59.8%	66.0%	62.2%	74.8%	73.5%	67.8%	58.7%	35.5%	64.3%	66.7%
VERY SATISFIED	115	52	63	0	10	21	24	19	38	10	84	16	2	2	1
	21.9%	21.8%	25.5%		14.5%	20.6%	23.3%	17.1%	35.5%	29.4%	24.9%	25.4%	6.5%	14.3%	11.1%
SOMEWHAT SATISFIED	212	101	103	0	29	40	44	50	42	15	145	21	9	7	5
	40.4%	42.3%	41.7%		42.0%	39.2%	42.7%	45.0%	39.3%	44.1%	42.9%	33.3%	29.0%	50.0%	55.6%
DISSATISFIED (NET)	117	58	40	1	9	22	20	32	18	7	62	12	12	3	3
-----	22.3%	24.3%	16.2%	100%	13.0%	21.6%	19.4%	28.8%	16.8%	20.6%	18.3%	19.0%	38.7%	21.4%	33.3%
SOMEWHAT DISSATISFIED	79	40	27	0	5	15	14	24	12	5	41	8	9	2	2
	15.0%	16.7%	10.9%		7.2%	14.7%	13.6%	21.6%	11.2%	14.7%	12.1%	12.7%	29.0%	14.3%	22.2%
VERY DISSATISFIED	38	18	13	1	4	7	6	8	6	2	21	4	3	1	1
	7.2%	7.5%	5.3%	100%	5.8%	6.9%	5.8%	7.2%	5.6%	5.9%	6.2%	6.3%	9.7%	7.1%	11.1%
UNSURE	81	28	41	0	21	19	15	10	9	2	47	14	8	2	0
	15.4%	11.7%	16.6%		30.4%	18.6%	14.6%	9.0%	8.4%	5.9%	13.9%	22.2%	25.8%	14.3%	



City of Dunwoody - Community Survey
March 2023

Q16. Are you satisfied or dissatisfied with the value you receive for the taxes you pay to the City of Dunwoody (i.e., taxes paid only to the City, not DeKalb County or DeKalb School)? Is that very/somewhat (satisfied/dissatisfied)?

Base: Total Sample

BANNER 2

	YEARS LIVED IN DUNWOODY								CHILDREN IN HOUSEHOLD		BUSINESS OWNERSHIP		MODE						LANGUAGE		
	TOTAL	LESS THAN 1	2 TO 3	4 TO 5	6 TO 10	11 TO 15	16 TO 20	21 YEARS AND OVER	YES	NO	YES	NO	PHONE [NET]	LAND-LINE	MOBILE	ONLINE [NET]	EMAIL	TEXT	MAIL [NET]	ENGLISH	SPANISH
		YEAR	YEARS	YEARS	YEARS	YEARS	YEARS	YEARS	OVER												
Total	525	26	98	54	90	49	54	153	188	316	51	474	42	4	38	483	140	16	327	512	13
	100%	100.0%	100%	100%	100%	100%	100%	100%	100.0%	100.0%	100%	100%	100%	100%	100.0%	100.0%	100%	100%	100%	100.0%	100.0%
SATISFIED (NET)	327	15	52	34	62	30	36	98	128	192	32	295	32	3	29	295	86	5	204	319	8
-----	62.3%	57.7%	53.1%	63.0%	68.9%	61.2%	66.7%	64.1%	68.1%	60.8%	62.7%	62.2%	76.2%	75.0%	76.3%	61.1%	61.4%	31.3%	62.4%	62.3%	61.5%
VERY SATISFIED	115	5	11	8	30	7	12	42	43	71	9	106	16	2	14	99	34	1	64	112	3
	21.9%	19.2%	11.2%	14.8%	33.3%	14.3%	22.2%	27.5%	22.9%	22.5%	17.6%	22.4%	38.1%	50.0%	36.8%	20.5%	24.3%	6.3%	19.6%	21.9%	23.1%
SOMEWHAT SATISFIED	212	10	41	26	32	23	24	56	85	121	23	189	16	1	15	196	52	4	140	207	5
	40.4%	38.5%	41.8%	48.1%	35.6%	46.9%	44.4%	36.6%	45.2%	38.3%	45.1%	39.9%	38.1%	25.0%	39.5%	40.6%	37.1%	25.0%	42.8%	40.4%	38.5%
DISSATISFIED (NET)	117	2	22	12	12	11	13	44	38	70	10	107	10	1	9	107	34	5	68	114	3
-----	22.3%	7.7%	22.4%	22.2%	13.3%	22.4%	24.1%	28.8%	20.2%	22.2%	19.6%	22.6%	23.8%	25.0%	23.7%	22.2%	24.3%	31.3%	20.8%	22.3%	23.1%
SOMEWHAT DISSATISFIED	79	0	17	8	8	8	10	28	26	48	8	71	5	1	4	74	19	5	50	76	3
	15.0%		17.3%	14.8%	8.9%	16.3%	18.5%	18.3%	13.8%	15.2%	15.7%	15.0%	11.9%	25.0%	10.5%	15.3%	13.6%	31.3%	15.3%	14.8%	23.1%
VERY DISSATISFIED	38	2	5	4	4	3	3	16	12	22	2	36	5	0	5	33	15	0	18	38	0
	7.2%	7.7%	5.1%	7.4%	4.4%	6.1%	5.6%	10.5%	6.4%	7.0%	3.9%	7.6%	11.9%		13.2%	6.8%	10.7%		5.5%	7.4%	
UNSURE	81	9	24	8	16	8	5	11	22	54	9	72	0	0	0	81	20	6	55	79	2
	15.4%	34.6%	24.5%	14.8%	17.8%	16.3%	9.3%	7.2%	11.7%	17.1%	17.6%	15.2%				16.8%	14.3%	37.5%	16.8%	15.4%	15.4%



City of Dunwoody - Community Survey
March 2023

Q16A. Are you satisfied or dissatisfied with the value you receive for the taxes you pay to the City of Dunwoody (i.e., taxes paid only to the City, not DeKalb County or DeKalb School)? Is that very/somewhat (satisfied/dissatisfied)?

Base: Satisfied/Dissatisfied

BANNER 1	GENDER				AGE GROUP					ETHNICITY					
	TOTAL	MALE	FEMALE	OTHER	18-29	30-39	40-49	50-64	65+	LATINO	WHITE	BLACK	ASIAN	MORE THAN /ONE RACE	OTHER
SATISFIED (NET)	327	153	166	0	39	61	68	69	80	25	229	37	11	9	6
-----	100%	100%	100.0%		100%	100%	100%	100%	100%	100.0%	100%	100%	100%	100.0%	100%
VERY SATISFIED	115	52	63	0	10	21	24	19	38	10	84	16	2	2	1
	35.2%	34.0%	38.0%		25.6%	34.4%	35.3%	27.5%	47.5%	40.0%	36.7%	43.2%	18.2%	22.2%	16.7%
SOMEWHAT SATISFIED	212	101	103	0	29	40	44	50	42	15	145	21	9	7	5
	64.8%	66.0%	62.0%		74.4%	65.6%	64.7%	72.5%	52.5%	60.0%	63.3%	56.8%	81.8%	77.8%	83.3%
DISSATISFIED (NET)	117	58	40	1	9	22	20	32	18	7	62	12	12	3	3
-----	100%	100%	100.0%	100%	100%	100%	100%	100%	100%	100.0%	100%	100%	100%	100.0%	100%
SOMEWHAT DISSATISFIED	79	40	27	0	5	15	14	24	12	5	41	8	9	2	2
	67.5%	69.0%	67.5%		55.6%	68.2%	70.0%	75.0%	66.7%	71.4%	66.1%	66.7%	75.0%	66.7%	66.7%
VERY DISSATISFIED	38	18	13	1	4	7	6	8	6	2	21	4	3	1	1
	32.5%	31.0%	32.5%	100%	44.4%	31.8%	30.0%	25.0%	33.3%	28.6%	33.9%	33.3%	25.0%	33.3%	33.3%



City of Dunwoody - Community Survey
March 2023

Q16A. Are you satisfied or dissatisfied with the value you receive for the taxes you pay to the City of Dunwoody (i.e., taxes paid only to the City, not DeKalb County or DeKalb School)? Is that very/somewhat (satisfied/dissatisfied)?

Base: Satisfied/Dissatisfied

BANNER 2

	YEARS LIVED IN DUNWOODY								CHILDREN IN HOUSEHOLD		BUSINESS OWNERSHIP		MODE						LANGUAGE		
	TOTAL	LESS THAN 1 YEAR	2 TO 3 YEARS	4 TO 5 YEARS	6 TO 10 YEARS	11 TO 15 YEARS	16 TO 20 YEARS	21 YEARS AND OVER	YES	NO	YES	NO	PHONE [NET]	LAND-LINE	MOBILE	ONLINE [NET]	EMAIL	TEXT	MAIL [NET]	ENGLISH	SPANISH
SATISFIED (NET)	327	15	52	34	62	30	36	98	128	192	32	295	32	3	29	295	86	5	204	319	8
-----	100%	100.0%	100%	100%	100%	100%	100%	100%	100.0%	100.0%	100%	100%	100%	100%	100.0%	100.0%	100%	100%	100%	100.0%	100.0%
VERY SATISFIED	115	5	11	8	30	7	12	42	43	71	9	106	16	2	14	99	34	1	64	112	3
	35.2%	33.3%	21.2%	23.5%	48.4%	23.3%	33.3%	42.9%	33.6%	37.0%	28.1%	35.9%	50.0%	66.7%	48.3%	33.6%	39.5%	20.0%	31.4%	35.1%	37.5%
SOMEWHAT SATISFIED	212	10	41	26	32	23	24	56	85	121	23	189	16	1	15	196	52	4	140	207	5
	64.8%	66.7%	78.8%	76.5%	51.6%	76.7%	66.7%	57.1%	66.4%	63.0%	71.9%	64.1%	50.0%	33.3%	51.7%	66.4%	60.5%	80.0%	68.6%	64.9%	62.5%
DISSATISFIED (NET)	117	2	22	12	12	11	13	44	38	70	10	107	10	1	9	107	34	5	68	114	3
-----	100%	100.0%	100%	100%	100%	100%	100%	100%	100.0%	100.0%	100%	100%	100%	100%	100.0%	100.0%	100%	100%	100%	100.0%	100.0%
SOMEWHAT DISSATISFIED	79	0	17	8	8	8	10	28	26	48	8	71	5	1	4	74	19	5	50	76	3
	67.5%		77.3%	66.7%	66.7%	72.7%	76.9%	63.6%	68.4%	68.6%	80.0%	66.4%	50.0%	100%	44.4%	69.2%	55.9%	100%	73.5%	66.7%	100.0%
VERY DISSATISFIED	38	2	5	4	4	3	3	16	12	22	2	36	5	0	5	33	15	0	18	38	0
	32.5%	100.0%	22.7%	33.3%	33.3%	27.3%	23.1%	36.4%	31.6%	31.4%	20.0%	33.6%	50.0%		55.6%	30.8%	44.1%		26.5%	33.3%	



City of Dunwoody - Community Survey
March 2023

Q17. Are you satisfied or dissatisfied with City's efforts to protect natural resources and the environment? Is that very/somewhat (satisfied/dissatisfied)?

Base: Total Sample

BANNER 1

	GENDER				AGE GROUP					ETHNICITY					
	TOTAL	MALE	FEMALE	OTHER	18-29	30-39	40-49	50-64	65+	LATINO	WHITE	BLACK	ASIAN	MORE THAN /ONE RACE	OTHER
Total	525	239	247	1	69	102	103	111	107	34	338	63	31	14	9
	100%	100%	100.0%	100%	100%	100%	100%	100%	100%	100.0%	100%	100%	100%	100.0%	100%
SATISFIED (NET)	371	168	184	0	41	72	76	81	84	29	242	46	26	7	3
-----	70.7%	70.3%	74.5%		59.4%	70.6%	73.8%	73.0%	78.5%	85.3%	71.6%	73.0%	83.9%	50.0%	33.3%
VERY SATISFIED	162	78	78	0	21	36	33	25	43	11	107	26	10	2	1
	30.9%	32.6%	31.6%		30.4%	35.3%	32.0%	22.5%	40.2%	32.4%	31.7%	41.3%	32.3%	14.3%	11.1%
SOMEWHAT SATISFIED	209	90	106	0	20	36	43	56	41	18	135	20	16	5	2
	39.8%	37.7%	42.9%		29.0%	35.3%	41.7%	50.5%	38.3%	52.9%	39.9%	31.7%	51.6%	35.7%	22.2%
DISSATISFIED (NET)	73	32	29	1	12	13	11	19	9	4	40	7	2	5	4
-----	13.9%	13.4%	11.7%	100%	17.4%	12.7%	10.7%	17.1%	8.4%	11.8%	11.8%	11.1%	6.5%	35.7%	44.4%
SOMEWHAT DISSATISFIED	50	26	20	0	10	8	7	15	5	2	29	4	2	4	4
	9.5%	10.9%	8.1%		14.5%	7.8%	6.8%	13.5%	4.7%	5.9%	8.6%	6.3%	6.5%	28.6%	44.4%
VERY DISSATISFIED	23	6	9	1	2	5	4	4	4	2	11	3	0	1	0
	4.4%	2.5%	3.6%	100%	2.9%	4.9%	3.9%	3.6%	3.7%	5.9%	3.3%	4.8%		7.1%	
UNSURE	81	39	34	0	16	17	16	11	14	1	56	10	3	2	2
	15.4%	16.3%	13.8%		23.2%	16.7%	15.5%	9.9%	13.1%	2.9%	16.6%	15.9%	9.7%	14.3%	22.2%



City of Dunwoody - Community Survey
March 2023

Q17. Are you satisfied or dissatisfied with City's efforts to protect natural resources and the environment? Is that very/somewhat (satisfied/dissatisfied)?

Base: Total Sample

BANNER 2

	YEARS LIVED IN DUNWOODY								CHILDREN IN HOUSEHOLD		BUSINESS OWNERSHIP		MODE						LANGUAGE		
	TOTAL	LESS	2 TO	4 TO	6 TO	11 TO	16 TO	21	YES	NO	YES	NO	PHONE [NET]	LAND- LINE	MOBILE	ONLINE [NET]	EMAIL	TEXT	MAIL [NET]	ENGLISH	SPANISH
		THAN 1 YEAR	3 YEARS	5 YEARS	10 YEARS	15 YEARS	20 YEARS	AND OVER													
Total	525 100%	26 100.0%	98 100%	54 100%	90 100%	49 100%	54 100%	153 100%	188 100.0%	316 100.0%	51 100%	474 100%	42 100%	4 100%	38 100.0%	483 100.0%	140 100%	16 100%	327 100%	512 100.0%	13 100.0%
SATISFIED (NET)	371 70.7%	15 57.7%	69 70.4%	35 64.8%	72 80.0%	32 65.3%	42 77.8%	106 69.3%	144 76.6%	218 69.0%	37 72.5%	334 70.5%	34 81.0%	2 50.0%	32 84.2%	337 69.8%	93 66.4%	13 81.3%	231 70.6%	360 70.3%	11 84.6%
VERY SATISFIED	162 30.9%	8 30.8%	27 27.6%	15 27.8%	35 38.9%	17 34.7%	18 33.3%	42 27.5%	57 30.3%	104 32.9%	15 29.4%	147 31.0%	22 52.4%	1 25.0%	21 55.3%	140 29.0%	31 22.1%	6 37.5%	103 31.5%	159 31.1%	3 23.1%
SOMEWHAT SATISFIED	209 39.8%	7 26.9%	42 42.9%	20 37.0%	37 41.1%	15 30.6%	24 44.4%	64 41.8%	87 46.3%	114 36.1%	22 43.1%	187 39.5%	12 28.6%	1 25.0%	11 28.9%	197 40.8%	62 44.3%	7 43.8%	128 39.1%	201 39.3%	8 61.5%
DISSATISFIED (NET)	73 13.9%	6 23.1%	8 8.2%	7 13.0%	8 8.9%	9 18.4%	8 14.8%	27 17.6%	21 11.2%	44 13.9%	8 15.7%	65 13.7%	5 11.9%	1 25.0%	4 10.5%	68 14.1%	18 12.9%	0 15.3%	50 14.3%	73 14.3%	0
SOMEWHAT DISSATISFIED	50 9.5%	6 23.1%	6 6.1%	4 7.4%	6 6.7%	5 10.2%	6 11.1%	17 11.1%	17 9.0%	27 8.5%	5 9.8%	45 9.5%	2 4.8%	1 25.0%	1 2.6%	48 9.9%	11 7.9%	0 11.3%	37 11.3%	50 9.8%	0
VERY DISSATISFIED	23 4.4%	0	2 2.0%	3 5.6%	2 2.2%	4 8.2%	2 3.7%	10 6.5%	4 2.1%	17 5.4%	3 5.9%	20 4.2%	3 7.1%	0	3 7.9%	20 4.1%	7 5.0%	0 4.0%	13 4.0%	23 4.5%	0
UNSURE	81 15.4%	5 19.2%	21 21.4%	12 22.2%	10 11.1%	8 16.3%	4 7.4%	20 13.1%	23 12.2%	54 17.1%	6 11.8%	75 15.8%	3 7.1%	1 25.0%	2 5.3%	78 16.1%	29 20.7%	3 18.8%	46 14.1%	79 15.4%	2 15.4%



City of Dunwoody - Community Survey
March 2023

Q17A. Are you satisfied or dissatisfied with City's efforts to protect natural resources and the environment? Is that very/somewhat (satisfied/dissatisfied)?

Base: Satisfied/Dissatisfied

BANNER 1

	GENDER				AGE GROUP					ETHNICITY					
	TOTAL	MALE	FEMALE	OTHER	18-29	30-39	40-49	50-64	65+	LATINO	WHITE	BLACK	ASIAN	MORE THAN /ONE RACE	OTHER
SATISFIED (NET)	371	168	184	0	41	72	76	81	84	29	242	46	26	7	3
-----	100%	100%	100.0%		100%	100%	100%	100%	100%	100.0%	100%	100%	100%	100.0%	100%
VERY SATISFIED	162	78	78	0	21	36	33	25	43	11	107	26	10	2	1
	43.7%	46.4%	42.4%		51.2%	50.0%	43.4%	30.9%	51.2%	37.9%	44.2%	56.5%	38.5%	28.6%	33.3%
SOMEWHAT SATISFIED	209	90	106	0	20	36	43	56	41	18	135	20	16	5	2
	56.3%	53.6%	57.6%		48.8%	50.0%	56.6%	69.1%	48.8%	62.1%	55.8%	43.5%	61.5%	71.4%	66.7%
DISSATISFIED (NET)	73	32	29	1	12	13	11	19	9	4	40	7	2	5	4
-----	100%	100%	100.0%	100%	100%	100%	100%	100%	100%	100.0%	100%	100%	100%	100.0%	100%
SOMEWHAT DISSATISFIED	50	26	20	0	10	8	7	15	5	2	29	4	2	4	4
	68.5%	81.3%	69.0%		83.3%	61.5%	63.6%	78.9%	55.6%	50.0%	72.5%	57.1%	100%	80.0%	100%
VERY DISSATISFIED	23	6	9	1	2	5	4	4	4	2	11	3	0	1	0
	31.5%	18.8%	31.0%	100%	16.7%	38.5%	36.4%	21.1%	44.4%	50.0%	27.5%	42.9%		20.0%	



City of Dunwoody - Community Survey
March 2023

Q17A. Are you satisfied or dissatisfied with City's efforts to protect natural resources and the environment? Is that very/somewhat (satisfied/dissatisfied)?

Base: Satisfied/Dissatisfied

BANNER 2

	YEARS LIVED IN DUNWOODY								CHILDREN IN HOUSEHOLD		BUSINESS OWNERSHIP		MODE						LANGUAGE		
	TOTAL	LESS	2 TO	4 TO	6 TO	11 TO	16 TO	21	YES	NO	YES	NO	PHONE [NET]	LAND- LINE	MOBILE	ONLINE [NET]	EMAIL	TEXT	MAIL [NET]	ENGLISH	SPANISH
		THAN 1 YEAR	3 YEARS	5 YEARS	10 YEARS	15 YEARS	20 YEARS	AND OVER													
SATISFIED (NET)	371	15	69	35	72	32	42	106	144	218	37	334	34	2	32	337	93	13	231	360	11
-----	100%	100.0%	100%	100%	100%	100%	100%	100%	100.0%	100.0%	100%	100%	100%	100%	100.0%	100.0%	100%	100%	100%	100.0%	100.0%
VERY SATISFIED	162	8	27	15	35	17	18	42	57	104	15	147	22	1	21	140	31	6	103	159	3
	43.7%	53.3%	39.1%	42.9%	48.6%	53.1%	42.9%	39.6%	39.6%	47.7%	40.5%	44.0%	64.7%	50.0%	65.6%	41.5%	33.3%	46.2%	44.6%	44.2%	27.3%
SOMEWHAT SATISFIED	209	7	42	20	37	15	24	64	87	114	22	187	12	1	11	197	62	7	128	201	8
	56.3%	46.7%	60.9%	57.1%	51.4%	46.9%	57.1%	60.4%	60.4%	52.3%	59.5%	56.0%	35.3%	50.0%	34.4%	58.5%	66.7%	53.8%	55.4%	55.8%	72.7%
DISSATISFIED (NET)	73	6	8	7	8	9	8	27	21	44	8	65	5	1	4	68	18	0	50	73	0
-----	100%	100.0%	100%	100%	100%	100%	100%	100%	100.0%	100.0%	100%	100%	100%	100%	100.0%	100.0%	100%	100%	100%	100.0%	100.0%
SOMEWHAT DISSATISFIED	50	6	6	4	6	5	6	17	17	27	5	45	2	1	1	48	11	0	37	50	0
	68.5%	100.0%	75.0%	57.1%	75.0%	55.6%	75.0%	63.0%	81.0%	61.4%	62.5%	69.2%	40.0%	100%	25.0%	70.6%	61.1%	0	74.0%	68.5%	0
VERY DISSATISFIED	23	0	2	3	2	4	2	10	4	17	3	20	3	0	3	20	7	0	13	23	0
	31.5%	0	25.0%	42.9%	25.0%	44.4%	25.0%	37.0%	19.0%	38.6%	37.5%	30.8%	60.0%	0	75.0%	29.4%	38.9%	0	26.0%	31.5%	0



City of Dunwoody - Community Survey
March 2023

Q18. Are you satisfied or dissatisfied with the condition of the streets in Dunwoody? Is that very/somewhat (satisfied/dissatisfied)?

Base: Total Sample

BANNER 1

	GENDER				AGE GROUP					ETHNICITY					
	TOTAL	MALE	FEMALE	OTHER	18-29	30-39	40-49	50-64	65+	LATINO	WHITE	BLACK	ASIAN	MORE THAN /ONE RACE	OTHER
Total	525	239	247	1	69	102	103	111	107	34	338	63	31	14	9
	100%	100%	100.0%	100%	100%	100%	100%	100%	100%	100.0%	100%	100%	100%	100.0%	100%
SATISFIED (NET)	339	155	167	0	41	67	74	72	67	22	232	39	21	3	4
-----	64.6%	64.9%	67.6%		59.4%	65.7%	71.8%	64.9%	62.6%	64.7%	68.6%	61.9%	67.7%	21.4%	44.4%
VERY SATISFIED	96	37	55	0	15	20	17	24	17	7	57	17	7	1	2
	18.3%	15.5%	22.3%		21.7%	19.6%	16.5%	21.6%	15.9%	20.6%	16.9%	27.0%	22.6%	7.1%	22.2%
SOMEWHAT SATISFIED	243	118	112	0	26	47	57	48	50	15	175	22	14	2	2
	46.3%	49.4%	45.3%		37.7%	46.1%	55.3%	43.2%	46.7%	44.1%	51.8%	34.9%	45.2%	14.3%	22.2%
DISSATISFIED (NET)	183	82	79	1	28	35	28	39	39	12	104	23	10	11	5
-----	34.9%	34.3%	32.0%	100%	40.6%	34.3%	27.2%	35.1%	36.4%	35.3%	30.8%	36.5%	32.3%	78.6%	55.6%
SOMEWHAT DISSATISFIED	119	51	56	0	18	16	19	30	26	8	72	15	4	6	4
	22.7%	21.3%	22.7%		26.1%	15.7%	18.4%	27.0%	24.3%	23.5%	21.3%	23.8%	12.9%	42.9%	44.4%
VERY DISSATISFIED	64	31	23	1	10	19	9	9	13	4	32	8	6	5	1
	12.2%	13.0%	9.3%	100%	14.5%	18.6%	8.7%	8.1%	12.1%	11.8%	9.5%	12.7%	19.4%	35.7%	11.1%
UNSURE	3	2	1	0	0	0	1	0	1	0	2	1	0	0	0
	0.6%	0.8%	0.4%				1.0%		0.9%		0.6%	1.6%			



City of Dunwoody - Community Survey
March 2023

Q18. Are you satisfied or dissatisfied with the condition of the streets in Dunwoody? Is that very/somewhat (satisfied/dissatisfied)?

Base: Total Sample

BANNER 2

	YEARS LIVED IN DUNWOODY								CHILDREN IN HOUSEHOLD		BUSINESS OWNERSHIP		MODE						LANGUAGE		
	TOTAL	LESS	2 TO	4 TO	6 TO	11 TO	16 TO	21	YES	NO	YES	NO	PHONE [NET]	LAND- LINE	MOBILE	ONLINE [NET]	EMAIL	TEXT	MAIL [NET]	ENGLISH	SPANISH
		THAN 1 YEAR	3 YEARS	5 YEARS	10 YEARS	15 YEARS	20 YEARS	AND OVER													
Total	525 100%	26 100.0%	98 100%	54 100%	90 100%	49 100%	54 100%	153 100%	188 100.0%	316 100.0%	51 100%	474 100%	42 100%	4 100%	38 100.0%	483 100.0%	140 100%	16 100%	327 100%	512 100.0%	13 100.0%
SATISFIED (NET)	339 64.6%	18 69.2%	64 65.3%	36 66.7%	59 65.6%	31 63.3%	32 59.3%	98 64.1%	128 68.1%	200 63.3%	36 70.6%	303 63.9%	30 71.4%	2 50.0%	28 73.7%	309 64.0%	86 61.4%	10 62.5%	213 65.1%	329 64.3%	10 76.9%
VERY SATISFIED	96 18.3%	7 26.9%	16 16.3%	13 24.1%	11 12.2%	10 20.4%	8 14.8%	30 19.6%	37 19.7%	57 18.0%	9 17.6%	87 18.4%	16 38.1%	2 50.0%	14 36.8%	80 16.6%	23 16.4%	2 12.5%	55 16.8%	92 18.0%	4 30.8%
SOMEWHAT SATISFIED	243 46.3%	11 42.3%	48 49.0%	23 42.6%	48 53.3%	21 42.9%	24 44.4%	68 44.4%	91 48.4%	143 45.3%	27 52.9%	216 45.6%	14 33.3%	0	14 36.8%	229 47.4%	63 45.0%	8 50.0%	158 48.3%	237 46.3%	6 46.2%
DISSATISFIED (NET)	183 34.9%	8 30.8%	33 33.7%	18 33.3%	31 34.4%	16 32.7%	22 40.7%	55 35.9%	59 31.4%	115 36.4%	15 29.4%	168 35.4%	12 28.6%	2 50.0%	10 26.3%	171 35.4%	53 37.9%	5 31.3%	113 34.6%	180 35.2%	3 23.1%
SOMEWHAT DISSATISFIED	119 22.7%	5 19.2%	18 18.4%	14 25.9%	22 24.4%	9 18.4%	12 22.2%	39 25.5%	41 21.8%	74 23.4%	13 25.5%	106 22.4%	8 19.0%	2 50.0%	6 15.8%	111 23.0%	39 27.9%	2 12.5%	70 21.4%	118 23.0%	1 7.7%
VERY DISSATISFIED	64 12.2%	3 11.5%	15 15.3%	4 7.4%	9 10.0%	7 14.3%	10 18.5%	16 10.5%	18 9.6%	41 13.0%	2 3.9%	62 13.1%	4 9.5%	0	4 10.5%	60 12.4%	14 10.0%	3 18.8%	43 13.1%	62 12.1%	2 15.4%
UNSURE	3 0.6%	0	1 1.0%	0	0	2 4.1%	0	0	1 0.5%	1 0.3%	0	3 0.6%	0	0	0	3 0.6%	1 0.7%	1 6.3%	1 0.3%	3 0.6%	0



City of Dunwoody - Community Survey

March 2023

Q18A. Are you satisfied or dissatisfied with the condition of the streets in Dunwoody? Is that very/somewhat (satisfied/dissatisfied)?

Base: Satisfied/Dissatisfied

BANNER 1

	GENDER				AGE GROUP					ETHNICITY					
	TOTAL	MALE	FEMALE	OTHER	18-29	30-39	40-49	50-64	65+	LATINO	WHITE	BLACK	ASIAN	MORE THAN /ONE RACE	OTHER
SATISFIED (NET)	339	155	167	0	41	67	74	72	67	22	232	39	21	3	4
-----	100%	100%	100.0%		100%	100%	100%	100%	100%	100.0%	100%	100%	100%	100.0%	100%
VERY SATISFIED	96	37	55	0	15	20	17	24	17	7	57	17	7	1	2
	28.3%	23.9%	32.9%		36.6%	29.9%	23.0%	33.3%	25.4%	31.8%	24.6%	43.6%	33.3%	33.3%	50.0%
SOMEWHAT SATISFIED	243	118	112	0	26	47	57	48	50	15	175	22	14	2	2
	71.7%	76.1%	67.1%		63.4%	70.1%	77.0%	66.7%	74.6%	68.2%	75.4%	56.4%	66.7%	66.7%	50.0%
DISSATISFIED (NET)	183	82	79	1	28	35	28	39	39	12	104	23	10	11	5
-----	100%	100%	100.0%	100%	100%	100%	100%	100%	100%	100.0%	100%	100%	100%	100.0%	100%
SOMEWHAT DISSATISFIED	119	51	56	0	18	16	19	30	26	8	72	15	4	6	4
	65.0%	62.2%	70.9%		64.3%	45.7%	67.9%	76.9%	66.7%	66.7%	69.2%	65.2%	40.0%	54.5%	80.0%
VERY DISSATISFIED	64	31	23	1	10	19	9	9	13	4	32	8	6	5	1
	35.0%	37.8%	29.1%	100%	35.7%	54.3%	32.1%	23.1%	33.3%	33.3%	30.8%	34.8%	60.0%	45.5%	20.0%



City of Dunwoody - Community Survey
March 2023

Q18A. Are you satisfied or dissatisfied with the condition of the streets in Dunwoody? Is that very/somewhat (satisfied/dissatisfied)?

Base: Satisfied/Dissatisfied

BANNER 2

	YEARS LIVED IN DUNWOODY								CHILDREN IN HOUSEHOLD		BUSINESS OWNERSHIP		MODE						LANGUAGE		
	TOTAL	LESS	2 TO	4 TO	6 TO	11 TO	16 TO	21	YES	NO	YES	NO	PHONE [NET]	LAND- LINE	MOBILE	ONLINE [NET]	EMAIL	TEXT	MAIL [NET]	ENGLISH	SPANISH
		THAN 1 YEAR	3 YEARS	5 YEARS	10 YEARS	15 YEARS	20 YEARS	AND OVER													
SATISFIED (NET) -----	339 100%	18 100.0%	64 100%	36 100%	59 100%	31 100%	32 100%	98 100%	128 100.0%	200 100.0%	36 100%	303 100%	30 100%	2 100%	28 100.0%	309 100.0%	86 100%	10 100%	213 100%	329 100.0%	10 100.0%
VERY SATISFIED	96 28.3%	7 38.9%	16 25.0%	13 36.1%	11 18.6%	10 32.3%	8 25.0%	30 30.6%	37 28.9%	57 28.5%	9 25.0%	87 28.7%	16 53.3%	2 100%	14 50.0%	80 25.9%	23 26.7%	2 20.0%	55 25.8%	92 28.0%	4 40.0%
SOMEWHAT SATISFIED	243 71.7%	11 61.1%	48 75.0%	23 63.9%	48 81.4%	21 67.7%	24 75.0%	68 69.4%	91 71.1%	143 71.5%	27 75.0%	216 71.3%	14 46.7%	0	14 50.0%	229 74.1%	63 73.3%	8 80.0%	158 74.2%	237 72.0%	6 60.0%
DISSATISFIED (NET) -----	183 100%	8 100.0%	33 100%	18 100%	31 100%	16 100%	22 100%	55 100%	59 100.0%	115 100.0%	15 100%	168 100%	12 100%	2 100%	10 100.0%	171 100.0%	53 100%	5 100%	113 100%	180 100.0%	3 100.0%
SOMEWHAT DISSATISFIED	119 65.0%	5 62.5%	18 54.5%	14 77.8%	22 71.0%	9 56.3%	12 54.5%	39 70.9%	41 69.5%	74 64.3%	13 86.7%	106 63.1%	8 66.7%	2 100%	6 60.0%	111 64.9%	39 73.6%	2 40.0%	70 61.9%	118 65.6%	1 33.3%
VERY DISSATISFIED	64 35.0%	3 37.5%	15 45.5%	4 22.2%	9 29.0%	7 43.8%	10 45.5%	16 29.1%	18 30.5%	41 35.7%	2 13.3%	62 36.9%	4 33.3%	0	4 40.0%	60 35.1%	14 26.4%	3 60.0%	43 38.1%	62 34.4%	2 66.7%



City of Dunwoody - Community Survey
March 2023

Q19. Are you satisfied or dissatisfied with traffic flow on main roads within Dunwoody? Is that very/somewhat (satisfied/dissatisfied)?

Base: Total Sample

BANNER 1

	GENDER				AGE GROUP					ETHNICITY					
	TOTAL	MALE	FEMALE	OTHER	18-29	30-39	40-49	50-64	65+	LATINO	WHITE	BLACK	ASIAN	MORE THAN /ONE RACE	OTHER
Total	525	239	247	1	69	102	103	111	107	34	338	63	31	14	9
	100%	100%	100.0%	100%	100%	100%	100%	100%	100%	100.0%	100%	100%	100%	100.0%	100%
SATISFIED (NET)	187	82	94	0	26	35	40	35	38	11	120	30	11	3	1
-----	35.6%	34.3%	38.1%		37.7%	34.3%	38.8%	31.5%	35.5%	32.4%	35.5%	47.6%	35.5%	21.4%	11.1%
VERY SATISFIED	20	10	9	0	4	3	4	5	4	3	13	2	1	0	0
	3.8%	4.2%	3.6%		5.8%	2.9%	3.9%	4.5%	3.7%	8.8%	3.8%	3.2%	3.2%		
SOMEWHAT SATISFIED	167	72	85	0	22	32	36	30	34	8	107	28	10	3	1
	31.8%	30.1%	34.4%		31.9%	31.4%	35.0%	27.0%	31.8%	23.5%	31.7%	44.4%	32.3%	21.4%	11.1%
DISSATISFIED (NET)	336	155	153	1	43	67	63	75	68	23	216	33	20	11	8
-----	64.0%	64.9%	61.9%	100%	62.3%	65.7%	61.2%	67.6%	63.6%	67.6%	63.9%	52.4%	64.5%	78.6%	88.9%
SOMEWHAT DISSATISFIED	211	105	95	0	30	39	34	54	41	13	142	22	13	4	6
	40.2%	43.9%	38.5%		43.5%	38.2%	33.0%	48.6%	38.3%	38.2%	42.0%	34.9%	41.9%	28.6%	66.7%
VERY DISSATISFIED	125	50	58	1	13	28	29	21	27	10	74	11	7	7	2
	23.8%	20.9%	23.5%	100%	18.8%	27.5%	28.2%	18.9%	25.2%	29.4%	21.9%	17.5%	22.6%	50.0%	22.2%
UNSURE	2	2	0	0	0	0	0	1	1	0	2	0	0	0	0
	0.4%	0.8%						0.9%	0.9%		0.6%				



City of Dunwoody - Community Survey

March 2023

Q19. Are you satisfied or dissatisfied with traffic flow on main roads within Dunwoody? Is that very/somewhat (satisfied/dissatisfied)?

Base: Total Sample

BANNER 2

	YEARS LIVED IN DUNWOODY								CHILDREN IN HOUSEHOLD		BUSINESS OWNERSHIP		MODE						LANGUAGE		
	TOTAL	LESS	2 TO	4 TO	6 TO	11 TO	16 TO	21	YES	NO	YES	NO	PHONE [NET]	LAND- LINE	MOBILE	ONLINE [NET]	EMAIL	TEXT	MAIL [NET]	ENGLISH	SPANISH
		THAN 1 YEAR	3 YEARS	5 YEARS	10 YEARS	15 YEARS	20 YEARS	AND OVER													
Total	525 100%	26 100.0%	98 100%	54 100%	90 100%	49 100%	54 100%	153 100%	188 100.0%	316 100.0%	51 100%	474 100%	42 100%	4 100%	38 100.0%	483 100.0%	140 100%	16 100%	327 100%	512 100.0%	13 100.0%
SATISFIED (NET)	187 35.6%	12 46.2%	28 28.6%	17 31.5%	36 40.0%	21 42.9%	21 38.9%	51 33.3%	66 35.1%	112 35.4%	24 47.1%	163 34.4%	20 47.6%	1 25.0%	19 50.0%	167 34.6%	43 30.7%	6 37.5%	118 36.1%	180 35.2%	7 53.8%
VERY SATISFIED	20 3.8%	3 11.5%	5 5.1%	1 1.9%	3 3.3%	0	3 5.6%	5 3.3%	9 4.8%	11 3.5%	1 2.0%	19 4.0%	1 2.4%	0	1 2.6%	19 3.9%	5 3.6%	0	14 4.3%	18 3.5%	2 15.4%
SOMEWHAT SATISFIED	167 31.8%	9 34.6%	23 23.5%	16 29.6%	33 36.7%	21 42.9%	18 33.3%	46 30.1%	57 30.3%	101 32.0%	23 45.1%	144 30.4%	19 45.2%	1 25.0%	18 47.4%	148 30.6%	38 27.1%	6 37.5%	104 31.8%	162 31.6%	5 38.5%
DISSATISFIED (NET)	336 64.0%	14 53.8%	69 70.4%	37 68.5%	54 60.0%	28 57.1%	33 61.1%	101 66.0%	122 64.9%	202 63.9%	27 52.9%	309 65.2%	22 52.4%	3 75.0%	19 50.0%	314 65.0%	96 68.6%	10 62.5%	208 63.6%	330 64.5%	6 46.2%
SOMEWHAT DISSATISFIED	211 40.2%	9 34.6%	44 44.9%	23 42.6%	30 33.3%	19 38.8%	22 40.7%	64 41.8%	69 36.7%	135 42.7%	18 35.3%	193 40.7%	12 28.6%	1 25.0%	11 28.9%	199 41.2%	60 42.9%	8 50.0%	131 40.1%	209 40.8%	2 15.4%
VERY DISSATISFIED	125 23.8%	5 19.2%	25 25.5%	14 25.9%	24 26.7%	9 18.4%	11 20.4%	37 24.2%	53 28.2%	67 21.2%	9 17.6%	116 24.5%	10 23.8%	2 50.0%	8 21.1%	115 23.8%	36 25.7%	2 12.5%	77 23.5%	121 23.6%	4 30.8%
UNSURE	2 0.4%	0	1 1.0%	0	0	0	0	1 0.7%	0	2 0.6%	0	2 0.4%	0	0	0	2 0.4%	1 0.7%	0	1 0.3%	2 0.4%	0



City of Dunwoody - Community Survey
March 2023

Q19A. Are you satisfied or dissatisfied with traffic flow on main roads within Dunwoody? Is that very/somewhat (satisfied/dissatisfied)?

Base: Satisfied/Dissatisfied

BANNER 1

	GENDER			AGE GROUP					ETHNICITY						
	TOTAL	MALE	FEMALE	OTHER	18-29	30-39	40-49	50-64	65+	LATINO	WHITE	BLACK	ASIAN	MORE THAN /ONE RACE	OTHER
SATISFIED (NET)	187	82	94	0	26	35	40	35	38	11	120	30	11	3	1
-----	100%	100%	100.0%		100%	100%	100%	100%	100%	100.0%	100%	100%	100%	100.0%	100%
VERY SATISFIED	20	10	9	0	4	3	4	5	4	3	13	2	1	0	0
	10.7%	12.2%	9.6%		15.4%	8.6%	10.0%	14.3%	10.5%	27.3%	10.8%	6.7%	9.1%		
SOMEWHAT SATISFIED	167	72	85	0	22	32	36	30	34	8	107	28	10	3	1
	89.3%	87.8%	90.4%		84.6%	91.4%	90.0%	85.7%	89.5%	72.7%	89.2%	93.3%	90.9%	100.0%	100%
DISSATISFIED (NET)	336	155	153	1	43	67	63	75	68	23	216	33	20	11	8
-----	100%	100%	100.0%	100%	100%	100%	100%	100%	100%	100.0%	100%	100%	100%	100.0%	100%
SOMEWHAT DISSATISFIED	211	105	95	0	30	39	34	54	41	13	142	22	13	4	6
	62.8%	67.7%	62.1%		69.8%	58.2%	54.0%	72.0%	60.3%	56.5%	65.7%	66.7%	65.0%	36.4%	75.0%
VERY DISSATISFIED	125	50	58	1	13	28	29	21	27	10	74	11	7	7	2
	37.2%	32.3%	37.9%	100%	30.2%	41.8%	46.0%	28.0%	39.7%	43.5%	34.3%	33.3%	35.0%	63.6%	25.0%



City of Dunwoody - Community Survey
March 2023

Q19A. Are you satisfied or dissatisfied with traffic flow on main roads within Dunwoody? Is that very/somewhat (satisfied/dissatisfied)?

Base: Satisfied/Dissatisfied

BANNER 2

	YEARS LIVED IN DUNWOODY								CHILDREN IN HOUSEHOLD		BUSINESS OWNERSHIP		MODE						LANGUAGE		
	TOTAL	LESS THAN 1 YEAR	2 TO 3 YEARS	4 TO 5 YEARS	6 TO 10 YEARS	11 TO 15 YEARS	16 TO 20 YEARS	21 AND OVER	YES	NO	YES	NO	PHONE [NET]	LAND- LINE	MOBILE	ONLINE [NET]	EMAIL	TEXT	MAIL [NET]	ENGLISH	SPANISH
SATISFIED (NET)	187	12	28	17	36	21	21	51	66	112	24	163	20	1	19	167	43	6	118	180	7
-----	100%	100.0%	100%	100%	100%	100%	100%	100%	100.0%	100.0%	100%	100%	100%	100%	100.0%	100.0%	100%	100%	100.0%	100.0%	100.0%
VERY SATISFIED	20	3	5	1	3	0	3	5	9	11	1	19	1	0	1	19	5	0	14	18	2
	10.7%	25.0%	17.9%	5.9%	8.3%		14.3%	9.8%	13.6%	9.8%	4.2%	11.7%	5.0%		5.3%	11.4%	11.6%		11.9%	10.0%	28.6%
SOMEWHAT SATISFIED	167	9	23	16	33	21	18	46	57	101	23	144	19	1	18	148	38	6	104	162	5
	89.3%	75.0%	82.1%	94.1%	91.7%	100%	85.7%	90.2%	86.4%	90.2%	95.8%	88.3%	95.0%	100%	94.7%	88.6%	88.4%	100%	88.1%	90.0%	71.4%
DISSATISFIED (NET)	336	14	69	37	54	28	33	101	122	202	27	309	22	3	19	314	96	10	208	330	6
-----	100%	100.0%	100%	100%	100%	100%	100%	100%	100.0%	100.0%	100%	100%	100%	100%	100.0%	100.0%	100%	100%	100%	100.0%	100.0%
SOMEWHAT DISSATISFIED	211	9	44	23	30	19	22	64	69	135	18	193	12	1	11	199	60	8	131	209	2
	62.8%	64.3%	63.8%	62.2%	55.6%	67.9%	66.7%	63.4%	56.6%	66.8%	66.7%	62.5%	54.5%	33.3%	57.9%	63.4%	62.5%	80.0%	63.0%	63.3%	33.3%
VERY DISSATISFIED	125	5	25	14	24	9	11	37	53	67	9	116	10	2	8	115	36	2	77	121	4
	37.2%	35.7%	36.2%	37.8%	44.4%	32.1%	33.3%	36.6%	43.4%	33.2%	33.3%	37.5%	45.5%	66.7%	42.1%	36.6%	37.5%	20.0%	37.0%	36.7%	66.7%



City of Dunwoody - Community Survey
March 2023

Q20. Do you feel safe during the day in Dunwoody?

Base: Total Sample

BANNER 1

	GENDER			AGE GROUP					ETHNICITY						
	TOTAL	MALE	FEMALE	OTHER	18-29	30-39	40-49	50-64	65+	LATINO	WHITE	BLACK	ASIAN	MORE THAN /ONE RACE	OTHER
Total	525	239	247	1	69	102	103	111	107	34	338	63	31	14	9
	100%	100%	100.0%	100%	100%	100%	100%	100%	100%	100.0%	100%	100%	100%	100.0%	100%
YES	499	229	236	1	66	98	101	104	100	32	326	62	27	13	8
	95.0%	95.8%	95.5%	100%	95.7%	96.1%	98.1%	93.7%	93.5%	94.1%	96.4%	98.4%	87.1%	92.9%	88.9%
NO	15	9	4	0	3	3	2	3	3	1	9	0	2	1	0
	2.9%	3.8%	1.6%		4.3%	2.9%	1.9%	2.7%	2.8%	2.9%	2.7%		6.5%	7.1%	
UNSURE	11	1	7	0	0	1	0	4	4	1	3	1	2	0	1
	2.1%	0.4%	2.8%			1.0%		3.6%	3.7%	2.9%	0.9%	1.6%	6.5%		11.1%



City of Dunwoody - Community Survey
March 2023

Q20. Do you feel safe during the day in Dunwoody?

Base: Total Sample

BANNER 2

	YEARS LIVED IN DUNWOODY								CHILDREN IN HOUSEHOLD		BUSINESS OWNERSHIP		MODE						LANGUAGE		
	TOTAL	LESS THAN 1 YEAR	2 TO 3 YEARS	4 TO 5 YEARS	6 TO 10 YEARS	11 TO 15 YEARS	16 TO 20 YEARS	21 AND OVER	YES	NO	YES	NO	PHONE [NET]	LAND- LINE	MOBILE	ONLINE [NET]	EMAIL	TEXT	MAIL [NET]	ENGLISH	SPANISH
Total	525 100%	26 100.0%	98 100%	54 100%	90 100%	49 100%	54 100%	153 100%	188 100.0%	316 100.0%	51 100%	474 100%	42 100%	4 100%	38 100.0%	483 100.0%	140 100%	16 100%	327 100%	512 100.0%	13 100.0%
YES	499 95.0%	26 100.0%	95 96.9%	50 92.6%	88 97.8%	48 98.0%	47 87.0%	144 94.1%	184 97.9%	297 94.0%	49 96.1%	450 94.9%	42 100%	4 100%	38 100.0%	457 94.6%	132 94.3%	15 93.8%	310 94.8%	488 95.3%	11 84.6%
NO	15 2.9%	0	3 3.1%	2 3.7%	1 1.1%	0	5 9.3%	4 2.6%	3 1.6%	12 3.8%	1 2.0%	14 3.0%	0	0	0	15 3.1%	3 2.1%	0	12 3.7%	13 2.5%	2 15.4%
UNSURE	11 2.1%	0	0	2 3.7%	1 1.1%	1 2.0%	2 3.7%	5 3.3%	1 0.5%	7 2.2%	1 2.0%	10 2.1%	0	0	0	11 2.3%	5 3.6%	1 6.3%	5 1.5%	11 2.1%	0



City of Dunwoody - Community Survey
March 2023

Q21. Do you feel safe at night in Dunwoody?

Base: Total Sample

BANNER 1

	GENDER			AGE GROUP					ETHNICITY						
	TOTAL	MALE	FEMALE	OTHER	18-29	30-39	40-49	50-64	65+	LATINO	WHITE	BLACK	ASIAN	MORE THAN /ONE RACE	OTHER
Total	525	239	247	1	69	102	103	111	107	34	338	63	31	14	9
	100%	100%	100.0%	100%	100%	100%	100%	100%	100%	100.0%	100%	100%	100%	100.0%	100%
YES	396	193	180	1	49	77	86	86	77	22	267	53	16	10	8
	75.4%	80.8%	72.9%	100%	71.0%	75.5%	83.5%	77.5%	72.0%	64.7%	79.0%	84.1%	51.6%	71.4%	88.9%
NO	67	26	33	0	13	12	10	17	10	9	30	5	10	3	1
	12.8%	10.9%	13.4%		18.8%	11.8%	9.7%	15.3%	9.3%	26.5%	8.9%	7.9%	32.3%	21.4%	11.1%
UNSURE	62	20	34	0	7	13	7	8	20	3	41	5	5	1	0
	11.8%	8.4%	13.8%		10.1%	12.7%	6.8%	7.2%	18.7%	8.8%	12.1%	7.9%	16.1%	7.1%	



City of Dunwoody - Community Survey
March 2023

Q21. Do you feel safe at night in Dunwoody?

Base: Total Sample

BANNER 2

	YEARS LIVED IN DUNWOODY								CHILDREN IN HOUSEHOLD		BUSINESS OWNERSHIP		MODE						LANGUAGE		
	TOTAL	LESS THAN 1 YEAR	2 TO 3 YEARS	4 TO 5 YEARS	6 TO 10 YEARS	11 TO 15 YEARS	16 TO 20 YEARS	21 AND OVER	YES	NO	YES	NO	PHONE [NET]	LAND- LINE	MOBILE	ONLINE [NET]	EMAIL	TEXT	MAIL [NET]	ENGLISH	SPANISH
Total	525 100%	26 100.0%	98 100%	54 100%	90 100%	49 100%	54 100%	153 100%	188 100.0%	316 100.0%	51 100%	474 100%	42 100%	4 100%	38 100.0%	483 100.0%	140 100%	16 100%	327 100%	512 100.0%	13 100.0%
YES	396 75.4%	14 53.8%	75 76.5%	42 77.8%	75 83.3%	40 81.6%	38 70.4%	112 73.2%	158 84.0%	227 71.8%	39 76.5%	357 75.3%	37 88.1%	4 100%	33 86.8%	359 74.3%	110 78.6%	12 75.0%	237 72.5%	389 76.0%	7 53.8%
NO	67 12.8%	8 30.8%	9 9.2%	6 11.1%	9 10.0%	4 8.2%	8 14.8%	22 14.4%	17 9.0%	45 14.2%	7 13.7%	60 12.7%	4 9.5%	0	4 10.5%	63 13.0%	16 11.4%	2 12.5%	45 13.8%	62 12.1%	5 38.5%
UNSURE	62 11.8%	4 15.4%	14 14.3%	6 11.1%	6 6.7%	5 10.2%	8 14.8%	19 12.4%	13 6.9%	44 13.9%	5 9.8%	57 12.0%	1 2.4%	0	1 2.6%	61 12.6%	14 10.0%	2 12.5%	45 13.8%	61 11.9%	1 7.7%



City of Dunwoody - Community Survey
March 2023

Q22. Do you feel safe in Dunwoody parks?

Base: Total Sample

BANNER 1

	GENDER				AGE GROUP					ETHNICITY					
	TOTAL	MALE	FEMALE	OTHER	18-29	30-39	40-49	50-64	65+	LATINO	WHITE	BLACK	ASIAN	MORE THAN /ONE RACE	OTHER
Total	525	239	247	1	69	102	103	111	107	34	338	63	31	14	9
	100%	100%	100.0%	100%	100%	100%	100%	100%	100%	100.0%	100%	100%	100%	100.0%	100%
YES	422	201	201	0	64	91	92	92	70	26	278	53	25	10	9
	80.4%	84.1%	81.4%		92.8%	89.2%	89.3%	82.9%	65.4%	76.5%	82.2%	84.1%	80.6%	71.4%	100%
NO	36	12	16	1	3	4	6	8	7	6	16	3	1	3	0
	6.9%	5.0%	6.5%	100%	4.3%	3.9%	5.8%	7.2%	6.5%	17.6%	4.7%	4.8%	3.2%	21.4%	
UNSURE	67	26	30	0	2	7	5	11	30	2	44	7	5	1	0
	12.8%	10.9%	12.1%		2.9%	6.9%	4.9%	9.9%	28.0%	5.9%	13.0%	11.1%	16.1%	7.1%	



City of Dunwoody - Community Survey
March 2023

Q22. Do you feel safe in Dunwoody parks?

Base: Total Sample

BANNER 2

	YEARS LIVED IN DUNWOODY								CHILDREN IN HOUSEHOLD		BUSINESS OWNERSHIP		MODE						LANGUAGE		
	TOTAL	LESS THAN 1 YEAR	2 TO 3 YEARS	4 TO 5 YEARS	6 TO 10 YEARS	11 TO 15 YEARS	16 TO 20 YEARS	21 AND OVER	YES	NO	YES	NO	PHONE [NET]	LAND- LINE	MOBILE	ONLINE [NET]	EMAIL	TEXT	MAIL [NET]	ENGLISH	SPANISH
Total	525 100%	26 100.0%	98 100%	54 100%	90 100%	49 100%	54 100%	153 100%	188 100.0%	316 100.0%	51 100%	474 100%	42 100%	4 100%	38 100.0%	483 100.0%	140 100%	16 100%	327 100%	512 100.0%	13 100.0%
YES	422 80.4%	21 80.8%	87 88.8%	44 81.5%	83 92.2%	43 87.8%	42 77.8%	102 66.7%	168 89.4%	246 77.8%	41 80.4%	381 80.4%	38 90.5%	4 100%	34 89.5%	384 79.5%	100 71.4%	14 87.5%	270 82.6%	415 81.1%	7 53.8%
NO	36 6.9%	2 7.7%	3 3.1%	5 9.3%	2 2.2%	3 6.1%	6 11.1%	14 9.2%	9 4.8%	21 6.6%	3 5.9%	33 7.0%	2 4.8%	0	2 5.3%	34 7.0%	10 7.1%	0	24 7.3%	33 6.4%	3 23.1%
UNSURE	67 12.8%	3 11.5%	8 8.2%	5 9.3%	5 5.6%	3 6.1%	6 11.1%	37 24.2%	11 5.9%	49 15.5%	7 13.7%	60 12.7%	2 4.8%	0	2 5.3%	65 13.5%	30 21.4%	2 12.5%	33 10.1%	64 12.5%	3 23.1%



City of Dunwoody - Community Survey
March 2023

Q23. Are you satisfied or dissatisfied with the EMS/Ambulance services in Dunwoody provided by DeKalb County? Is that very/somewhat (satisfied/dissatisfied)?

Base: Total Sample

BANNER 1

	GENDER				AGE GROUP					ETHNICITY					
	TOTAL	MALE	FEMALE	OTHER	18-29	30-39	40-49	50-64	65+	LATINO	WHITE	BLACK	ASIAN	MORE THAN /ONE RACE	OTHER
Total	525	239	247	1	69	102	103	111	107	34	338	63	31	14	9
	100%	100%	100.0%	100%	100%	100%	100%	100%	100%	100.0%	100%	100%	100%	100.0%	100%
SATISFIED (NET)	203	100	93	0	31	32	33	50	48	17	120	39	16	3	1
-----	38.7%	41.8%	37.7%		44.9%	31.4%	32.0%	45.0%	44.9%	50.0%	35.5%	61.9%	51.6%	21.4%	11.1%
VERY SATISFIED	99	46	49	0	16	18	15	21	24	9	57	21	6	2	1
	18.9%	19.2%	19.8%		23.2%	17.6%	14.6%	18.9%	22.4%	26.5%	16.9%	33.3%	19.4%	14.3%	11.1%
SOMEWHAT SATISFIED	104	54	44	0	15	14	18	29	24	8	63	18	10	1	0
	19.8%	22.6%	17.8%		21.7%	13.7%	17.5%	26.1%	22.4%	23.5%	18.6%	28.6%	32.3%	7.1%	
DISSATISFIED (NET)	70	25	36	0	6	14	19	15	10	6	48	4	0	3	0
-----	13.3%	10.5%	14.6%		8.7%	13.7%	18.4%	13.5%	9.3%	17.6%	14.2%	6.3%		21.4%	
SOMEWHAT DISSATISFIED	32	11	17	0	1	7	7	8	7	4	21	1	0	2	0
	6.1%	4.6%	6.9%		1.4%	6.9%	6.8%	7.2%	6.5%	11.8%	6.2%	1.6%		14.3%	
VERY DISSATISFIED	38	14	19	0	5	7	12	7	3	2	27	3	0	1	0
	7.2%	5.9%	7.7%		7.2%	6.9%	11.7%	6.3%	2.8%	5.9%	8.0%	4.8%		7.1%	
UNSURE	252	114	118	1	32	56	51	46	49	11	170	20	15	8	8
	48.0%	47.7%	47.8%	100%	46.4%	54.9%	49.5%	41.4%	45.8%	32.4%	50.3%	31.7%	48.4%	57.1%	88.9%



City of Dunwoody - Community Survey
March 2023

Q23. Are you satisfied or dissatisfied with the EMS/Ambulance services in Dunwoody provided by DeKalb County? Is that very/somewhat (satisfied/dissatisfied)?

Base: Total Sample

BANNER 2

	YEARS LIVED IN DUNWOODY								CHILDREN IN HOUSEHOLD		BUSINESS OWNERSHIP		MODE						LANGUAGE		
	TOTAL	LESS	2 TO	4 TO	6 TO	11 TO	16 TO	21	YES	NO	YES	NO	PHONE [NET]	LAND- LINE	MOBILE	ONLINE [NET]	EMAIL	TEXT	MAIL [NET]	ENGLISH	SPANISH
		THAN 1 YEAR	3 YEARS	5 YEARS	10 YEARS	15 YEARS	20 YEARS	AND OVER													
Total	525 100%	26 100.0%	98 100%	54 100%	90 100%	49 100%	54 100%	153 100%	188 100.0%	316 100.0%	51 100%	474 100%	42 100%	4 100%	38 100.0%	483 100.0%	140 100%	16 100%	327 100%	512 100.0%	13 100.0%
SATISFIED (NET)	203 38.7%	13 50.0%	29 29.6%	19 35.2%	34 37.8%	21 42.9%	27 50.0%	59 38.6%	68 36.2%	129 40.8%	26 51.0%	177 37.3%	35 83.3%	3 75.0%	32 84.2%	168 34.8%	43 30.7%	7 43.8%	118 36.1%	196 38.3%	7 53.8%
VERY SATISFIED	99 18.9%	7 26.9%	16 16.3%	12 22.2%	15 16.7%	9 18.4%	13 24.1%	27 17.6%	32 17.0%	66 20.9%	8 15.7%	91 19.2%	17 40.5%	1 25.0%	16 42.1%	82 17.0%	22 15.7%	2 12.5%	58 17.7%	94 18.4%	5 38.5%
SOMEWHAT SATISFIED	104 19.8%	6 23.1%	13 13.3%	7 13.0%	19 21.1%	12 24.5%	14 25.9%	32 20.9%	36 19.1%	63 19.9%	18 35.3%	86 18.1%	18 42.9%	2 50.0%	16 42.1%	86 17.8%	21 15.0%	5 31.3%	60 18.3%	102 19.9%	2 15.4%
DISSATISFIED (NET)	70 13.3%	1 3.8%	7 7.1%	9 16.7%	17 18.9%	6 12.2%	11 20.4%	19 12.4%	34 18.1%	32 10.1%	10 19.6%	60 12.7%	5 11.9%	1 25.0%	4 10.5%	65 13.5%	21 15.0%	0	44 13.5%	68 13.3%	2 15.4%
SOMEWHAT DISSATISFIED	32 6.1%	0	3 3.1%	4 7.4%	6 6.7%	2 4.1%	6 11.1%	11 7.2%	14 7.4%	17 5.4%	7 13.7%	25 5.3%	4 9.5%	1 25.0%	3 7.9%	28 5.8%	10 7.1%	0	18 5.5%	32 6.3%	0
VERY DISSATISFIED	38 7.2%	1 3.8%	4 4.1%	5 9.3%	11 12.2%	4 8.2%	5 9.3%	8 5.2%	20 10.6%	15 4.7%	3 5.9%	35 7.4%	1 2.4%	0	1 2.6%	37 7.7%	11 7.9%	0	26 8.0%	36 7.0%	2 15.4%
UNSURE	252 48.0%	12 46.2%	62 63.3%	26 48.1%	39 43.3%	22 44.9%	16 29.6%	75 49.0%	86 45.7%	155 49.1%	15 29.4%	237 50.0%	2 4.8%	0	2 5.3%	250 51.8%	76 54.3%	9 56.3%	165 50.5%	248 48.4%	4 30.8%



City of Dunwoody - Community Survey
March 2023

Q23A. Are you satisfied or dissatisfied with the EMS/Ambulance services in Dunwoody provided by DeKalb County? Is that very/somewhat (satisfied/dissatisfied)?

Base: Satisfied/Dissatisfied

BANNER 1

	GENDER			AGE GROUP					ETHNICITY						
	TOTAL	MALE	FEMALE	OTHER	18-29	30-39	40-49	50-64	65+	LATINO	WHITE	BLACK	ASIAN	MORE THAN /ONE RACE	OTHER
SATISFIED (NET)	203	100	93	0	31	32	33	50	48	17	120	39	16	3	1
-----	100%	100%	100.0%		100%	100%	100%	100%	100%	100.0%	100%	100%	100%	100.0%	100%
VERY SATISFIED	99	46	49	0	16	18	15	21	24	9	57	21	6	2	1
	48.8%	46.0%	52.7%		51.6%	56.3%	45.5%	42.0%	50.0%	52.9%	47.5%	53.8%	37.5%	66.7%	100%
SOMEWHAT SATISFIED	104	54	44	0	15	14	18	29	24	8	63	18	10	1	0
	51.2%	54.0%	47.3%		48.4%	43.8%	54.5%	58.0%	50.0%	47.1%	52.5%	46.2%	62.5%	33.3%	
DISSATISFIED (NET)	70	25	36	0	6	14	19	15	10	6	48	4	0	3	0
-----	100%	100%	100.0%		100%	100%	100%	100%	100%	100.0%	100%	100%		100.0%	
SOMEWHAT DISSATISFIED	32	11	17	0	1	7	7	8	7	4	21	1	0	2	0
	45.7%	44.0%	47.2%		16.7%	50.0%	36.8%	53.3%	70.0%	66.7%	43.8%	25.0%		66.7%	
VERY DISSATISFIED	38	14	19	0	5	7	12	7	3	2	27	3	0	1	0
	54.3%	56.0%	52.8%		83.3%	50.0%	63.2%	46.7%	30.0%	33.3%	56.3%	75.0%		33.3%	



City of Dunwoody - Community Survey
March 2023

Q23A. Are you satisfied or dissatisfied with the EMS/Ambulance services in Dunwoody provided by DeKalb County? Is that very/somewhat (satisfied/dissatisfied)?

Base: Satisfied/Dissatisfied

BANNER 2

	YEARS LIVED IN DUNWOODY								CHILDREN IN HOUSEHOLD		BUSINESS OWNERSHIP		MODE						LANGUAGE		
	TOTAL	LESS THAN 1 YEAR	2 TO 3 YEARS	4 TO 5 YEARS	6 TO 10 YEARS	11 TO 15 YEARS	16 TO 20 YEARS	21 AND OVER	YES	NO	YES	NO	PHONE [NET]	LAND- LINE	MOBILE	ONLINE [NET]	EMAIL	TEXT	MAIL [NET]	ENGLISH	SPANISH
SATISFIED (NET)	203	13	29	19	34	21	27	59	68	129	26	177	35	3	32	168	43	7	118	196	7
-----	100%	100.0%	100%	100%	100%	100%	100%	100%	100.0%	100.0%	100%	100%	100%	100%	100.0%	100.0%	100%	100%	100.0%	100.0%	100.0%
VERY SATISFIED	99	7	16	12	15	9	13	27	32	66	8	91	17	1	16	82	22	2	58	94	5
	48.8%	53.8%	55.2%	63.2%	44.1%	42.9%	48.1%	45.8%	47.1%	51.2%	30.8%	51.4%	48.6%	33.3%	50.0%	48.8%	51.2%	28.6%	49.2%	48.0%	71.4%
SOMEWHAT SATISFIED	104	6	13	7	19	12	14	32	36	63	18	86	18	2	16	86	21	5	60	102	2
	51.2%	46.2%	44.8%	36.8%	55.9%	57.1%	51.9%	54.2%	52.9%	48.8%	69.2%	48.6%	51.4%	66.7%	50.0%	51.2%	48.8%	71.4%	50.8%	52.0%	28.6%
DISSATISFIED (NET)	70	1	7	9	17	6	11	19	34	32	10	60	5	1	4	65	21	0	44	68	2
-----	100%	100.0%	100%	100%	100%	100%	100%	100%	100.0%	100.0%	100%	100%	100%	100%	100.0%	100.0%	100%	0	100%	100.0%	100.0%
SOMEWHAT DISSATISFIED	32	0	3	4	6	2	6	11	14	17	7	25	4	1	3	28	10	0	18	32	0
	45.7%		42.9%	44.4%	35.3%	33.3%	54.5%	57.9%	41.2%	53.1%	70.0%	41.7%	80.0%	100%	75.0%	43.1%	47.6%		40.9%	47.1%	
VERY DISSATISFIED	38	1	4	5	11	4	5	8	20	15	3	35	1	0	1	37	11	0	26	36	2
	54.3%	100.0%	57.1%	55.6%	64.7%	66.7%	45.5%	42.1%	58.8%	46.9%	30.0%	58.3%	20.0%		25.0%	56.9%	52.4%		59.1%	52.9%	100.0%



City of Dunwoody - Community Survey
March 2023

Q24. Are you satisfied or dissatisfied with the sanitation services in Dunwoody provided by DeKalb County? Is that very/somewhat (satisfied/dissatisfied)?

Base: Total Sample

BANNER 1

	GENDER				AGE GROUP					ETHNICITY					
	TOTAL	MALE	FEMALE	OTHER	18-29	30-39	40-49	50-64	65+	LATINO	WHITE	BLACK	ASIAN	MORE THAN /ONE RACE	OTHER
Total	525	239	247	1	69	102	103	111	107	34	338	63	31	14	9
	100%	100%	100.0%	100%	100%	100%	100%	100%	100%	100.0%	100%	100%	100%	100.0%	100%
SATISFIED (NET)	429	200	198	1	47	86	81	95	94	25	286	52	23	8	8
-----	81.7%	83.7%	80.2%	100%	68.1%	84.3%	78.6%	85.6%	87.9%	73.5%	84.6%	82.5%	74.2%	57.1%	88.9%
VERY SATISFIED	231	111	98	1	22	46	39	46	64	12	160	30	5	4	2
	44.0%	46.4%	39.7%	100%	31.9%	45.1%	37.9%	41.4%	59.8%	35.3%	47.3%	47.6%	16.1%	28.6%	22.2%
SOMEWHAT SATISFIED	198	89	100	0	25	40	42	49	30	13	126	22	18	4	6
	37.7%	37.2%	40.5%		36.2%	39.2%	40.8%	44.1%	28.0%	38.2%	37.3%	34.9%	58.1%	28.6%	66.7%
DISSATISFIED (NET)	70	30	34	0	12	14	19	13	8	7	39	6	5	5	1
-----	13.3%	12.6%	13.8%		17.4%	13.7%	18.4%	11.7%	7.5%	20.6%	11.5%	9.5%	16.1%	35.7%	11.1%
SOMEWHAT DISSATISFIED	50	21	25	0	11	12	13	5	6	4	31	4	4	1	1
	9.5%	8.8%	10.1%		15.9%	11.8%	12.6%	4.5%	5.6%	11.8%	9.2%	6.3%	12.9%	7.1%	11.1%
VERY DISSATISFIED	20	9	9	0	1	2	6	8	2	3	8	2	1	4	0
	3.8%	3.8%	3.6%		1.4%	2.0%	5.8%	7.2%	1.9%	8.8%	2.4%	3.2%	3.2%	28.6%	
UNSURE	26	9	15	0	10	2	3	3	5	2	13	5	3	1	0
	5.0%	3.8%	6.1%		14.5%	2.0%	2.9%	2.7%	4.7%	5.9%	3.8%	7.9%	9.7%	7.1%	



City of Dunwoody - Community Survey
March 2023

Q24. Are you satisfied or dissatisfied with the sanitation services in Dunwoody provided by DeKalb County? Is that very/somewhat (satisfied/dissatisfied)?

Base: Total Sample

BANNER 2

	YEARS LIVED IN DUNWOODY								CHILDREN IN HOUSEHOLD		BUSINESS OWNERSHIP		MODE						LANGUAGE		
	TOTAL	LESS	2 TO	4 TO	6 TO	11 TO	16 TO	21	YES	NO	YES	NO	PHONE [NET]	LAND- LINE	MOBILE	ONLINE [NET]	EMAIL	TEXT	MAIL [NET]	ENGLISH	SPANISH
		THAN 1 YEAR	3 YEARS	5 YEARS	10 YEARS	15 YEARS	20 YEARS	AND OVER													
Total	525 100%	26 100.0%	98 100%	54 100%	90 100%	49 100%	54 100%	153 100%	188 100.0%	316 100.0%	51 100%	474 100%	42 100%	4 100%	38 100.0%	483 100.0%	140 100%	16 100%	327 100%	512 100.0%	13 100.0%
SATISFIED (NET)	429 81.7%	20 76.9%	73 74.5%	43 79.6%	72 80.0%	40 81.6%	47 87.0%	133 86.9%	153 81.4%	259 82.0%	42 82.4%	387 81.6%	39 92.9%	4 100%	35 92.1%	390 80.7%	117 83.6%	9 56.3%	264 80.7%	421 82.2%	8 61.5%
VERY SATISFIED	231 44.0%	11 42.3%	27 27.6%	24 44.4%	39 43.3%	19 38.8%	24 44.4%	87 56.9%	76 40.4%	145 45.9%	25 49.0%	206 43.5%	20 47.6%	2 50.0%	18 47.4%	211 43.7%	73 52.1%	4 25.0%	134 41.0%	227 44.3%	4 30.8%
SOMEWHAT SATISFIED	198 37.7%	9 34.6%	46 46.9%	19 35.2%	33 36.7%	21 42.9%	23 42.6%	46 30.1%	77 41.0%	114 36.1%	17 33.3%	181 38.2%	19 45.2%	2 50.0%	17 44.7%	179 37.1%	44 31.4%	5 31.3%	130 39.8%	194 37.9%	4 30.8%
DISSATISFIED (NET)	70 13.3%	3 11.5%	16 16.3%	8 14.8%	14 15.6%	7 14.3%	6 11.1%	16 10.5%	31 16.5%	37 11.7%	7 13.7%	63 13.3%	3 7.1%	0	3 7.9%	67 13.9%	17 12.1%	5 31.3%	45 13.8%	67 13.1%	3 23.1%
SOMEWHAT DISSATISFIED	50 9.5%	3 11.5%	13 13.3%	6 11.1%	12 13.3%	3 6.1%	5 9.3%	8 5.2%	23 12.2%	26 8.2%	5 9.8%	45 9.5%	1 2.4%	0	1 2.6%	49 10.1%	12 8.6%	5 31.3%	32 9.8%	49 9.6%	1 7.7%
VERY DISSATISFIED	20 3.8%	0	3 3.1%	2 3.7%	2 2.2%	4 8.2%	1 1.9%	8 5.2%	8 4.3%	11 3.5%	2 3.9%	18 3.8%	2 4.8%	0	2 5.3%	18 3.7%	5 3.6%	0	13 4.0%	18 3.5%	2 15.4%
UNSURE	26 5.0%	3 11.5%	9 9.2%	3 5.6%	4 4.4%	2 4.1%	1 1.9%	4 2.6%	4 2.1%	20 6.3%	2 3.9%	24 5.1%	0	0	0	26 5.4%	6 4.3%	2 12.5%	18 5.5%	24 4.7%	2 15.4%



City of Dunwoody - Community Survey

March 2023

Q24A. Are you satisfied or dissatisfied with the sanitation services in Dunwoody provided by DeKalb County? Is that very/somewhat (satisfied/dissatisfied)?

Base: Satisfied/Dissatisfied

BANNER 1

	GENDER			AGE GROUP					ETHNICITY						
	TOTAL	MALE	FEMALE	OTHER	18-29	30-39	40-49	50-64	65+	LATINO	WHITE	BLACK	ASIAN	MORE THAN /ONE RACE	OTHER
SATISFIED (NET)	429	200	198	1	47	86	81	95	94	25	286	52	23	8	8
-----	100%	100%	100.0%	100%	100%	100%	100%	100%	100%	100.0%	100%	100%	100%	100.0%	100%
VERY SATISFIED	231	111	98	1	22	46	39	46	64	12	160	30	5	4	2
	53.8%	55.5%	49.5%	100%	46.8%	53.5%	48.1%	48.4%	68.1%	48.0%	55.9%	57.7%	21.7%	50.0%	25.0%
SOMEWHAT SATISFIED	198	89	100	0	25	40	42	49	30	13	126	22	18	4	6
	46.2%	44.5%	50.5%		53.2%	46.5%	51.9%	51.6%	31.9%	52.0%	44.1%	42.3%	78.3%	50.0%	75.0%
DISSATISFIED (NET)	70	30	34	0	12	14	19	13	8	7	39	6	5	5	1
-----	100%	100%	100.0%		100%	100%	100%	100%	100%	100.0%	100%	100%	100%	100.0%	100%
SOMEWHAT DISSATISFIED	50	21	25	0	11	12	13	5	6	4	31	4	4	1	1
	71.4%	70.0%	73.5%		91.7%	85.7%	68.4%	38.5%	75.0%	57.1%	79.5%	66.7%	80.0%	20.0%	100%
VERY DISSATISFIED	20	9	9	0	1	2	6	8	2	3	8	2	1	4	0
	28.6%	30.0%	26.5%		8.3%	14.3%	31.6%	61.5%	25.0%	42.9%	20.5%	33.3%	20.0%	80.0%	



City of Dunwoody - Community Survey

March 2023

Q24A. Are you satisfied or dissatisfied with the sanitation services in Dunwoody provided by DeKalb County? Is that very/somewhat (satisfied/dissatisfied)?

Base: Satisfied/Dissatisfied

BANNER 2

	YEARS LIVED IN DUNWOODY								CHILDREN IN HOUSEHOLD		BUSINESS OWNERSHIP		MODE						LANGUAGE		
	TOTAL	LESS THAN 1 YEAR	2 TO 3 YEARS	4 TO 5 YEARS	6 TO 10 YEARS	11 TO 15 YEARS	16 TO 20 YEARS	21 AND OVER	YES	NO	YES	NO	PHONE [NET]	LAND- LINE	MOBILE	ONLINE [NET]	EMAIL	TEXT	MAIL [NET]	ENGLISH	SPANISH
SATISFIED (NET)	429	20	73	43	72	40	47	133	153	259	42	387	39	4	35	390	117	9	264	421	8
-----	100%	100.0%	100%	100%	100%	100%	100%	100%	100.0%	100.0%	100%	100%	100%	100%	100.0%	100.0%	100%	100%	100%	100.0%	100.0%
VERY SATISFIED	231	11	27	24	39	19	24	87	76	145	25	206	20	2	18	211	73	4	134	227	4
	53.8%	55.0%	37.0%	55.8%	54.2%	47.5%	51.1%	65.4%	49.7%	56.0%	59.5%	53.2%	51.3%	50.0%	51.4%	54.1%	62.4%	44.4%	50.8%	53.9%	50.0%
SOMEWHAT SATISFIED	198	9	46	19	33	21	23	46	77	114	17	181	19	2	17	179	44	5	130	194	4
	46.2%	45.0%	63.0%	44.2%	45.8%	52.5%	48.9%	34.6%	50.3%	44.0%	40.5%	46.8%	48.7%	50.0%	48.6%	45.9%	37.6%	55.6%	49.2%	46.1%	50.0%
DISSATISFIED (NET)	70	3	16	8	14	7	6	16	31	37	7	63	3	0	3	67	17	5	45	67	3
-----	100%	100.0%	100%	100%	100%	100%	100%	100%	100.0%	100.0%	100%	100%	100%	100%	100.0%	100.0%	100%	100%	100%	100.0%	100.0%
SOMEWHAT DISSATISFIED	50	3	13	6	12	3	5	8	23	26	5	45	1	0	1	49	12	5	32	49	1
	71.4%	100.0%	81.3%	75.0%	85.7%	42.9%	83.3%	50.0%	74.2%	70.3%	71.4%	71.4%	33.3%		33.3%	73.1%	70.6%	100%	71.1%	73.1%	33.3%
VERY DISSATISFIED	20	0	3	2	2	4	1	8	8	11	2	18	2	0	2	18	5	0	13	18	2
	28.6%		18.8%	25.0%	14.3%	57.1%	16.7%	50.0%	25.8%	29.7%	28.6%	28.6%	66.7%		66.7%	26.9%	29.4%		28.9%	26.9%	66.7%



City of Dunwoody - Community Survey
March 2023

Q25. How often do you use Dunwoody's trails/sidewalks?

Base: Total Sample

BANNER 1

	GENDER				AGE GROUP					ETHNICITY					
	TOTAL	MALE	FEMALE	OTHER	18-29	30-39	40-49	50-64	65+	LATINO	WHITE	BLACK	ASIAN	MORE THAN /ONE RACE	OTHER
Total	525	239	247	1	69	102	103	111	107	34	338	63	31	14	9
	100%	100%	100.0%	100%	100%	100%	100%	100%	100%	100.0%	100%	100%	100%	100.0%	100%
AT LEAST ONCE A WEEK [NET]	359	163	175	0	51	82	78	78	53	20	235	46	19	13	9
-----	68.4%	68.2%	70.9%		73.9%	80.4%	75.7%	70.3%	49.5%	58.8%	69.5%	73.0%	61.3%	92.9%	100%
ONCE A WEEK OR MORE	240	113	115	0	29	59	53	54	36	13	159	30	12	9	7
	45.7%	47.3%	46.6%		42.0%	57.8%	51.5%	48.6%	33.6%	38.2%	47.0%	47.6%	38.7%	64.3%	77.8%
A FEW TIMES A MONTH	119	50	60	0	22	23	25	24	17	7	76	16	7	4	2
	22.7%	20.9%	24.3%		31.9%	22.5%	24.3%	21.6%	15.9%	20.6%	22.5%	25.4%	22.6%	28.6%	22.2%
INFREQUENT USE [NET]	129	58	58	1	13	16	22	26	41	12	78	12	12	1	0
-----	24.6%	24.3%	23.5%	100%	18.8%	15.7%	21.4%	23.4%	38.3%	35.3%	23.1%	19.0%	38.7%	7.1%	
MONTHLY OR BI-MONTHLY	43	19	23	0	3	8	9	8	14	5	27	4	5	0	0
	8.2%	7.9%	9.3%		4.3%	7.8%	8.7%	7.2%	13.1%	14.7%	8.0%	6.3%	16.1%		
A FEW TIMES A YEAR	86	39	35	1	10	8	13	18	27	7	51	8	7	1	0
	16.4%	16.3%	14.2%	100%	14.5%	7.8%	12.6%	16.2%	25.2%	20.6%	15.1%	12.7%	22.6%	7.1%	
NEVER	36	18	13	0	4	4	3	7	13	2	24	5	0	0	0
	6.9%	7.5%	5.3%		5.8%	3.9%	2.9%	6.3%	12.1%	5.9%	7.1%	7.9%			
UNSURE	1	0	1	0	1	0	0	0	0	0	1	0	0	0	0
	0.2%		0.4%		1.4%						0.3%				



City of Dunwoody - Community Survey
March 2023

Q25. How often do you use Dunwoody's trails/sidewalks?

Base: Total Sample

BANNER 2

	YEARS LIVED IN DUNWOODY								CHILDREN IN HOUSEHOLD		BUSINESS OWNERSHIP		MODE						LANGUAGE		
	TOTAL	LESS THAN 1 YEAR	2 TO 3 YEARS	4 TO 5 YEARS	6 TO 10 YEARS	11 TO 15 YEARS	16 TO 20 YEARS	21 YEARS AND OVER	YES	NO	YES	NO	PHONE [NET]	LAND-LINE	MOBILE	ONLINE [NET]	EMAIL	TEXT	MAIL [NET]	ENGLISH	SPANISH
Total	525 100%	26 100.0%	98 100%	54 100%	90 100%	49 100%	54 100%	153 100%	188 100.0%	316 100.0%	51 100%	474 100%	42 100%	4 100%	38 100.0%	483 100.0%	140 100%	16 100%	327 100%	512 100.0%	13 100.0%
AT LEAST ONCE A WEEK [NET]	359 68.4%	18 69.2%	80 81.6%	38 70.4%	69 76.7%	33 67.3%	34 63.0%	87 56.9%	138 73.4%	209 66.1%	34 66.7%	325 68.6%	28 66.7%	3 75.0%	25 65.8%	331 68.5%	80 57.1%	10 62.5%	241 73.7%	350 68.4%	9 69.2%
ONCE A WEEK OR MORE	240 45.7%	13 50.0%	49 50.0%	27 50.0%	47 52.2%	22 44.9%	18 33.3%	64 41.8%	91 48.4%	143 45.3%	22 43.1%	218 46.0%	20 47.6%	1 25.0%	19 50.0%	220 45.5%	55 39.3%	4 25.0%	161 49.2%	233 45.5%	7 53.8%
A FEW TIMES A MONTH	119 22.7%	5 19.2%	31 31.6%	11 20.4%	22 24.4%	11 22.4%	16 29.6%	23 15.0%	47 25.0%	66 20.9%	12 23.5%	107 22.6%	8 19.0%	2 50.0%	6 15.8%	111 23.0%	25 17.9%	6 37.5%	80 24.5%	117 22.9%	2 15.4%
INFREQUENT USE [NET]	129 24.6%	5 19.2%	15 15.3%	13 24.1%	15 16.7%	14 28.6%	15 27.8%	51 33.3%	42 22.3%	81 25.6%	15 29.4%	114 24.1%	12 28.6%	1 25.0%	11 28.9%	117 24.2%	43 30.7%	5 31.3%	69 21.1%	125 24.4%	4 30.8%
MONTHLY OR BI-MONTHLY	43 8.2%	2 7.7%	7 7.1%	3 5.6%	8 8.9%	6 12.2%	5 9.3%	12 7.8%	17 9.0%	25 7.9%	4 7.8%	39 8.2%	1 2.4%	0	1 2.6%	42 8.7%	9 6.4%	2 12.5%	31 9.5%	41 8.0%	2 15.4%
A FEW TIMES A YEAR	86 16.4%	3 11.5%	8 8.2%	10 18.5%	7 7.8%	8 16.3%	10 18.5%	39 25.5%	25 13.3%	56 17.7%	11 21.6%	75 15.8%	11 26.2%	1 25.0%	10 26.3%	75 15.5%	34 24.3%	3 18.8%	38 11.6%	84 16.4%	2 15.4%
NEVER	36 6.9%	3 11.5%	2 2.0%	3 5.6%	6 6.7%	2 4.1%	5 9.3%	15 9.8%	8 4.3%	25 7.9%	2 3.9%	34 7.2%	2 4.8%	0	2 5.3%	34 7.0%	17 12.1%	1 6.3%	16 4.9%	36 7.0%	0
UNSURE	1 0.2%	0	1 1.0%	0	0	0	0	0	0	1 0.3%	0	1 0.2%	0	0	0	1 0.2%	0	0	1 0.3%	1 0.2%	0



City of Dunwoody - Community Survey
March 2023

Q25A. How often do you use Dunwoody's trails/sidewalks?

Base: At Least Once A Week/Infrequent Use

BANNER 1

	GENDER				AGE GROUP					ETHNICITY					
	TOTAL	MALE	FEMALE	OTHER	18-29	30-39	40-49	50-64	65+	LATINO	WHITE	BLACK	ASIAN	MORE THAN /ONE RACE	OTHER
AT LEAST ONCE A WEEK [NET]	359	163	175	0	51	82	78	78	53	20	235	46	19	13	9
-----	100%	100%	100.0%		100%	100%	100%	100%	100%	100.0%	100%	100%	100%	100.0%	100%
ONCE A WEEK OR MORE	240	113	115	0	29	59	53	54	36	13	159	30	12	9	7
	66.9%	69.3%	65.7%		56.9%	72.0%	67.9%	69.2%	67.9%	65.0%	67.7%	65.2%	63.2%	69.2%	77.8%
A FEW TIMES A MONTH	119	50	60	0	22	23	25	24	17	7	76	16	7	4	2
	33.1%	30.7%	34.3%		43.1%	28.0%	32.1%	30.8%	32.1%	35.0%	32.3%	34.8%	36.8%	30.8%	22.2%
INFREQUENT USE [NET]	129	58	58	1	13	16	22	26	41	12	78	12	12	1	0
-----	100%	100%	100.0%	100%	100%	100%	100%	100%	100%	100.0%	100%	100%	100%	100.0%	
MONTHLY OR BI-MONTHLY	43	19	23	0	3	8	9	8	14	5	27	4	5	0	0
	33.3%	32.8%	39.7%		23.1%	50.0%	40.9%	30.8%	34.1%	41.7%	34.6%	33.3%	41.7%		
A FEW TIMES A YEAR	86	39	35	1	10	8	13	18	27	7	51	8	7	1	0
	66.7%	67.2%	60.3%	100%	76.9%	50.0%	59.1%	69.2%	65.9%	58.3%	65.4%	66.7%	58.3%	100.0%	



City of Dunwoody - Community Survey
March 2023

Q25A. How often do you use Dunwoody's trails/sidewalks?

Base: At Least Once A Week/Infrequent Use

BANNER 2

	YEARS LIVED IN DUNWOODY								CHILDREN IN HOUSEHOLD		BUSINESS OWNERSHIP		MODE						LANGUAGE		
	TOTAL	LESS THAN 1 YEAR	2 TO 3 YEARS	4 TO 5 YEARS	6 TO 10 YEARS	11 TO 15 YEARS	16 TO 20 YEARS	21 AND OVER	YES	NO	YES	NO	PHONE [NET]	LAND- LINE	MOBILE	ONLINE [NET]	EMAIL	TEXT	MAIL [NET]	ENGLISH	SPANISH
AT LEAST ONCE A WEEK [NET]	359	18	80	38	69	33	34	87	138	209	34	325	28	3	25	331	80	10	241	350	9
-----	100%	100.0%	100%	100%	100%	100%	100%	100%	100.0%	100.0%	100%	100%	100%	100%	100.0%	100.0%	100%	100%	100%	100.0%	100.0%
ONCE A WEEK OR MORE	240	13	49	27	47	22	18	64	91	143	22	218	20	1	19	220	55	4	161	233	7
	66.9%	72.2%	61.3%	71.1%	68.1%	66.7%	52.9%	73.6%	65.9%	68.4%	64.7%	67.1%	71.4%	33.3%	76.0%	66.5%	68.8%	40.0%	66.8%	66.6%	77.8%
A FEW TIMES A MONTH	119	5	31	11	22	11	16	23	47	66	12	107	8	2	6	111	25	6	80	117	2
	33.1%	27.8%	38.8%	28.9%	31.9%	33.3%	47.1%	26.4%	34.1%	31.6%	35.3%	32.9%	28.6%	66.7%	24.0%	33.5%	31.3%	60.0%	33.2%	33.4%	22.2%
INFREQUENT USE [NET]	129	5	15	13	15	14	15	51	42	81	15	114	12	1	11	117	43	5	69	125	4
-----	100%	100.0%	100%	100%	100%	100%	100%	100%	100.0%	100.0%	100%	100%	100%	100%	100.0%	100.0%	100%	100%	100%	100.0%	100.0%
MONTHLY OR BI-MONTHLY	43	2	7	3	8	6	5	12	17	25	4	39	1	0	1	42	9	2	31	41	2
	33.3%	40.0%	46.7%	23.1%	53.3%	42.9%	33.3%	23.5%	40.5%	30.9%	26.7%	34.2%	8.3%		9.1%	35.9%	20.9%	40.0%	44.9%	32.8%	50.0%
A FEW TIMES A YEAR	86	3	8	10	7	8	10	39	25	56	11	75	11	1	10	75	34	3	38	84	2
	66.7%	60.0%	53.3%	76.9%	46.7%	57.1%	66.7%	76.5%	59.5%	69.1%	73.3%	65.8%	91.7%	100%	90.9%	64.1%	79.1%	60.0%	55.1%	67.2%	50.0%



City of Dunwoody - Community Survey
March 2023

Q26. Are you satisfied or dissatisfied with number of trails/sidewalks in Dunwoody's trail system? Is that very/somewhat (satisfied/dissatisfied)?

Base: Total Sample

BANNER 1

	GENDER				AGE GROUP					ETHNICITY					
	TOTAL	MALE	FEMALE	OTHER	18-29	30-39	40-49	50-64	65+	LATINO	WHITE	BLACK	ASIAN	MORE THAN /ONE RACE	OTHER
Total	525	239	247	1	69	102	103	111	107	34	338	63	31	14	9
	100%	100%	100.0%	100%	100%	100%	100%	100%	100%	100.0%	100%	100%	100%	100.0%	100%
SATISFIED (NET)	397	185	184	1	52	74	78	80	89	23	259	51	23	8	7
-----	75.6%	77.4%	74.5%	100%	75.4%	72.5%	75.7%	72.1%	83.2%	67.6%	76.6%	81.0%	74.2%	57.1%	77.8%
VERY SATISFIED	179	81	85	1	21	33	29	37	46	9	116	27	6	7	4
	34.1%	33.9%	34.4%	100%	30.4%	32.4%	28.2%	33.3%	43.0%	26.5%	34.3%	42.9%	19.4%	50.0%	44.4%
SOMEWHAT SATISFIED	218	104	99	0	31	41	49	43	43	14	143	24	17	1	3
	41.5%	43.5%	40.1%		44.9%	40.2%	47.6%	38.7%	40.2%	41.2%	42.3%	38.1%	54.8%	7.1%	33.3%
DISSATISFIED (NET)	90	40	44	0	13	24	20	25	4	7	53	9	8	6	2
-----	17.1%	16.7%	17.8%		18.8%	23.5%	19.4%	22.5%	3.7%	20.6%	15.7%	14.3%	25.8%	42.9%	22.2%
SOMEWHAT DISSATISFIED	62	27	31	0	8	16	15	18	3	4	37	7	5	4	2
	11.8%	11.3%	12.6%		11.6%	15.7%	14.6%	16.2%	2.8%	11.8%	10.9%	11.1%	16.1%	28.6%	22.2%
VERY DISSATISFIED	28	13	13	0	5	8	5	7	1	3	16	2	3	2	0
	5.3%	5.4%	5.3%		7.2%	7.8%	4.9%	6.3%	0.9%	8.8%	4.7%	3.2%	9.7%	14.3%	
UNSURE	38	14	19	0	4	4	5	6	14	4	26	3	0	0	0
	7.2%	5.9%	7.7%		5.8%	3.9%	4.9%	5.4%	13.1%	11.8%	7.7%	4.8%			



City of Dunwoody - Community Survey
March 2023

Q26. Are you satisfied or dissatisfied with number of trails/sidewalks in Dunwoody's trail system? Is that very/somewhat (satisfied/dissatisfied)?

Base: Total Sample

BANNER 2

	YEARS LIVED IN DUNWOODY								CHILDREN IN HOUSEHOLD		BUSINESS OWNERSHIP		MODE						LANGUAGE		
	TOTAL	LESS	2 TO	4 TO	6 TO	11 TO	16 TO	21	YES	NO	YES	NO	PHONE [NET]	LAND- LINE	MOBILE	ONLINE [NET]	EMAIL	TEXT	MAIL [NET]	ENGLISH	SPANISH
		THAN 1 YEAR	3 YEARS	5 YEARS	10 YEARS	15 YEARS	20 YEARS	AND OVER													
Total	525 100%	26 100.0%	98 100%	54 100%	90 100%	49 100%	54 100%	153 100%	188 100.0%	316 100.0%	51 100%	474 100%	42 100%	4 100%	38 100.0%	483 100.0%	140 100%	16 100%	327 100%	512 100.0%	13 100.0%
SATISFIED (NET)	397 75.6%	18 69.2%	68 69.4%	35 64.8%	70 77.8%	36 73.5%	46 85.2%	123 80.4%	137 72.9%	244 77.2%	41 80.4%	356 75.1%	39 92.9%	3 75.0%	36 94.7%	358 74.1%	111 79.3%	14 87.5%	233 71.3%	388 75.8%	9 69.2%
VERY SATISFIED	179 34.1%	7 26.9%	29 29.6%	12 22.2%	37 41.1%	13 26.5%	25 46.3%	55 35.9%	59 31.4%	115 36.4%	19 37.3%	160 33.8%	19 45.2%	0	19 50.0%	160 33.1%	51 36.4%	5 31.3%	104 31.8%	176 34.4%	3 23.1%
SOMEWHAT SATISFIED	218 41.5%	11 42.3%	39 39.8%	23 42.6%	33 36.7%	23 46.9%	21 38.9%	68 44.4%	78 41.5%	129 40.8%	22 43.1%	196 41.4%	20 47.6%	3 75.0%	17 44.7%	198 41.0%	60 42.9%	9 56.3%	129 39.4%	212 41.4%	6 46.2%
DISSATISFIED (NET)	90 17.1%	5 19.2%	23 23.5%	13 24.1%	16 17.8%	11 22.4%	6 11.1%	16 10.5%	44 23.4%	44 13.9%	10 19.6%	80 16.9%	3 7.1%	1 25.0%	2 5.3%	87 18.0%	14 10.0%	2 12.5%	71 21.7%	87 17.0%	3 23.1%
SOMEWHAT DISSATISFIED	62 11.8%	2 7.7%	17 17.3%	10 18.5%	11 12.2%	8 16.3%	5 9.3%	9 5.9%	31 16.5%	30 9.5%	6 11.8%	56 11.8%	2 4.8%	1 25.0%	1 2.6%	60 12.4%	10 7.1%	2 12.5%	48 14.7%	61 11.9%	1 7.7%
VERY DISSATISFIED	28 5.3%	3 11.5%	6 6.1%	3 5.6%	5 5.6%	3 6.1%	1 1.9%	7 4.6%	13 6.9%	14 4.4%	4 7.8%	24 5.1%	1 2.4%	0	1 2.6%	27 5.6%	4 2.9%	0 7.0%	23 7.0%	26 5.1%	2 15.4%
UNSURE	38 7.2%	3 11.5%	7 7.1%	6 11.1%	4 4.4%	2 4.1%	2 3.7%	14 9.2%	7 3.7%	28 8.9%	0	38 8.0%	0	0	0	38 7.9%	15 10.7%	0 7.0%	23 7.0%	37 7.2%	1 7.7%



City of Dunwoody - Community Survey
March 2023

Q26A. Are you satisfied or dissatisfied with number of trails/sidewalks in Dunwoody's trail system? Is that very/somewhat (satisfied/dissatisfied)?

Base: Satisfied/Dissatisfied

BANNER 1

	GENDER			AGE GROUP					ETHNICITY						
	TOTAL	MALE	FEMALE	OTHER	18-29	30-39	40-49	50-64	65+	LATINO	WHITE	BLACK	ASIAN	MORE THAN /ONE RACE	OTHER
SATISFIED (NET)	397	185	184	1	52	74	78	80	89	23	259	51	23	8	7
-----	100%	100%	100.0%	100%	100%	100%	100%	100%	100%	100.0%	100%	100%	100%	100.0%	100%
VERY SATISFIED	179	81	85	1	21	33	29	37	46	9	116	27	6	7	4
	45.1%	43.8%	46.2%	100%	40.4%	44.6%	37.2%	46.3%	51.7%	39.1%	44.8%	52.9%	26.1%	87.5%	57.1%
SOMEWHAT SATISFIED	218	104	99	0	31	41	49	43	43	14	143	24	17	1	3
	54.9%	56.2%	53.8%		59.6%	55.4%	62.8%	53.8%	48.3%	60.9%	55.2%	47.1%	73.9%	12.5%	42.9%
DISSATISFIED (NET)	90	40	44	0	13	24	20	25	4	7	53	9	8	6	2
-----	100%	100%	100.0%		100%	100%	100%	100%	100%	100.0%	100%	100%	100%	100.0%	100%
SOMEWHAT DISSATISFIED	62	27	31	0	8	16	15	18	3	4	37	7	5	4	2
	68.9%	67.5%	70.5%		61.5%	66.7%	75.0%	72.0%	75.0%	57.1%	69.8%	77.8%	62.5%	66.7%	100%
VERY DISSATISFIED	28	13	13	0	5	8	5	7	1	3	16	2	3	2	0
	31.1%	32.5%	29.5%		38.5%	33.3%	25.0%	28.0%	25.0%	42.9%	30.2%	22.2%	37.5%	33.3%	



City of Dunwoody - Community Survey
March 2023

Q26A. Are you satisfied or dissatisfied with number of trails/sidewalks in Dunwoody's trail system? Is that very/somewhat (satisfied/dissatisfied)?

Base: Satisfied/Dissatisfied

BANNER 2

	YEARS LIVED IN DUNWOODY								CHILDREN IN HOUSEHOLD		BUSINESS OWNERSHIP		MODE						LANGUAGE		
	TOTAL	LESS THAN 1 YEAR	2 TO 3 YEARS	4 TO 5 YEARS	6 TO 10 YEARS	11 TO 15 YEARS	16 TO 20 YEARS	21 AND OVER	YES	NO	YES	NO	PHONE [NET]	LAND-LINE	MOBILE	ONLINE [NET]	EMAIL	TEXT	MAIL [NET]	ENGLISH	SPANISH
SATISFIED (NET)	397	18	68	35	70	36	46	123	137	244	41	356	39	3	36	358	111	14	233	388	9
-----	100%	100.0%	100%	100%	100%	100%	100%	100%	100.0%	100.0%	100%	100%	100%	100%	100.0%	100.0%	100%	100%	100%	100.0%	100.0%
VERY SATISFIED	179	7	29	12	37	13	25	55	59	115	19	160	19	0	19	160	51	5	104	176	3
	45.1%	38.9%	42.6%	34.3%	52.9%	36.1%	54.3%	44.7%	43.1%	47.1%	46.3%	44.9%	48.7%		52.8%	44.7%	45.9%	35.7%	44.6%	45.4%	33.3%
SOMEWHAT SATISFIED	218	11	39	23	33	23	21	68	78	129	22	196	20	3	17	198	60	9	129	212	6
	54.9%	61.1%	57.4%	65.7%	47.1%	63.9%	45.7%	55.3%	56.9%	52.9%	53.7%	55.1%	51.3%	100%	47.2%	55.3%	54.1%	64.3%	55.4%	54.6%	66.7%
DISSATISFIED (NET)	90	5	23	13	16	11	6	16	44	44	10	80	3	1	2	87	14	2	71	87	3
-----	100%	100.0%	100%	100%	100%	100%	100%	100%	100.0%	100.0%	100%	100%	100%	100%	100.0%	100.0%	100%	100%	100%	100.0%	100.0%
SOMEWHAT DISSATISFIED	62	2	17	10	11	8	5	9	31	30	6	56	2	1	1	60	10	2	48	61	1
	68.9%	40.0%	73.9%	76.9%	68.8%	72.7%	83.3%	56.3%	70.5%	68.2%	60.0%	70.0%	66.7%	100%	50.0%	69.0%	71.4%	100%	67.6%	70.1%	33.3%
VERY DISSATISFIED	28	3	6	3	5	3	1	7	13	14	4	24	1	0	1	27	4	0	23	26	2
	31.1%	60.0%	26.1%	23.1%	31.3%	27.3%	16.7%	43.8%	29.5%	31.8%	40.0%	30.0%	33.3%		50.0%	31.0%	28.6%		32.4%	29.9%	66.7%



City of Dunwoody - Community Survey
March 2023

Q27. Are you satisfied or dissatisfied with the condition of the trails/sidewalks in Dunwoody's trail system? Is that very/somewhat (satisfied/dissatisfied)?

Base: Total Sample

BANNER 1

	GENDER				AGE GROUP					ETHNICITY					
	TOTAL	MALE	FEMALE	OTHER	18-29	30-39	40-49	50-64	65+	LATINO	WHITE	BLACK	ASIAN	MORE THAN /ONE RACE	OTHER
Total	525	239	247	1	69	102	103	111	107	34	338	63	31	14	9
	100%	100%	100.0%	100%	100%	100%	100%	100%	100%	100.0%	100%	100%	100%	100.0%	100%
SATISFIED (NET)	416	190	198	1	58	78	89	93	79	25	270	56	25	8	8
-----	79.2%	79.5%	80.2%	100%	84.1%	76.5%	86.4%	83.8%	73.8%	73.5%	79.9%	88.9%	80.6%	57.1%	88.9%
VERY SATISFIED	218	99	105	1	31	43	42	46	48	9	142	34	12	6	5
	41.5%	41.4%	42.5%	100%	44.9%	42.2%	40.8%	41.4%	44.9%	26.5%	42.0%	54.0%	38.7%	42.9%	55.6%
SOMEWHAT SATISFIED	198	91	93	0	27	35	47	47	31	16	128	22	13	2	3
	37.7%	38.1%	37.7%		39.1%	34.3%	45.6%	42.3%	29.0%	47.1%	37.9%	34.9%	41.9%	14.3%	33.3%
DISSATISFIED (NET)	55	28	22	0	5	20	9	10	5	3	31	3	6	6	1
-----	10.5%	11.7%	8.9%		7.2%	19.6%	8.7%	9.0%	4.7%	8.8%	9.2%	4.8%	19.4%	42.9%	11.1%
SOMEWHAT DISSATISFIED	40	24	11	0	3	14	5	7	5	0	22	3	5	4	1
	7.6%	10.0%	4.5%		4.3%	13.7%	4.9%	6.3%	4.7%		6.5%	4.8%	16.1%	28.6%	11.1%
VERY DISSATISFIED	15	4	11	0	2	6	4	3	0	3	9	0	1	2	0
	2.9%	1.7%	4.5%		2.9%	5.9%	3.9%	2.7%		8.8%	2.7%		3.2%	14.3%	
UNSURE	54	21	27	0	6	4	5	8	23	6	37	4	0	0	0
	10.3%	8.8%	10.9%		8.7%	3.9%	4.9%	7.2%	21.5%	17.6%	10.9%	6.3%			



City of Dunwoody - Community Survey

March 2023

Q27. Are you satisfied or dissatisfied with the condition of the trails/sidewalks in Dunwoody's trail system? Is that very/somewhat (satisfied/dissatisfied)?

Base: Total Sample

BANNER 2

	YEARS LIVED IN DUNWOODY								CHILDREN IN HOUSEHOLD		BUSINESS OWNERSHIP		MODE						LANGUAGE		
	TOTAL	LESS	2 TO	4 TO	6 TO	11 TO	16 TO	21	YES	NO	YES	NO	PHONE [NET]	LAND- LINE	MOBILE	ONLINE [NET]	EMAIL	TEXT	MAIL [NET]	ENGLISH	SPANISH
		THAN 1 YEAR	3 YEARS	5 YEARS	10 YEARS	15 YEARS	20 YEARS	AND OVER													
Total	525 100%	26 100.0%	98 100%	54 100%	90 100%	49 100%	54 100%	153 100%	188 100.0%	316 100.0%	51 100%	474 100%	42 100%	4 100%	38 100.0%	483 100.0%	140 100%	16 100%	327 100%	512 100.0%	13 100.0%
SATISFIED (NET)	416 79.2%	21 80.8%	77 78.6%	40 74.1%	73 81.1%	42 85.7%	48 88.9%	114 74.5%	153 81.4%	248 78.5%	44 86.3%	372 78.5%	37 88.1%	3 75.0%	34 89.5%	379 78.5%	104 74.3%	13 81.3%	262 80.1%	406 79.3%	10 76.9%
VERY SATISFIED	218 41.5%	10 38.5%	36 36.7%	18 33.3%	42 46.7%	24 49.0%	26 48.1%	62 40.5%	78 41.5%	136 43.0%	22 43.1%	196 41.4%	21 50.0%	2 50.0%	19 50.0%	197 40.8%	59 42.1%	7 43.8%	131 40.1%	215 42.0%	3 23.1%
SOMEWHAT SATISFIED	198 37.7%	11 42.3%	41 41.8%	22 40.7%	31 34.4%	18 36.7%	22 40.7%	52 34.0%	75 39.9%	112 35.4%	22 43.1%	176 37.1%	16 38.1%	1 25.0%	15 39.5%	182 37.7%	45 32.1%	6 37.5%	131 40.1%	191 37.3%	7 53.8%
DISSATISFIED (NET)	55 10.5%	3 11.5%	14 14.3%	6 11.1%	11 12.2%	5 10.2%	2 3.7%	14 9.2%	26 13.8%	27 8.5%	6 11.8%	49 10.3%	2 4.8%	0 5.3%	2 11.0%	53 10.0%	14 6.3%	1 6.3%	38 11.6%	53 10.4%	2 15.4%
SOMEWHAT DISSATISFIED	40 7.6%	3 11.5%	8 8.2%	5 9.3%	8 8.9%	3 6.1%	2 3.7%	11 7.2%	18 9.6%	20 6.3%	5 9.8%	35 7.4%	1 2.4%	0 2.6%	1 8.1%	39 10.0%	14 6.3%	1 7.3%	24 7.3%	39 7.6%	1 7.7%
VERY DISSATISFIED	15 2.9%	0 6.1%	6 1.9%	1 1.9%	3 3.3%	2 4.1%	0 2.0%	3 2.0%	8 4.3%	7 2.2%	1 2.0%	14 3.0%	1 2.4%	0 2.6%	1 2.9%	14 4.3%	0 4.3%	0 4.3%	14 4.3%	14 2.7%	1 7.7%
UNSURE	54 10.3%	2 7.7%	7 7.1%	8 14.8%	6 6.7%	2 4.1%	4 7.4%	25 16.3%	9 4.8%	41 13.0%	1 2.0%	53 11.2%	3 7.1%	1 25.0%	2 5.3%	51 10.6%	22 15.7%	2 12.5%	27 8.3%	53 10.4%	1 7.7%



City of Dunwoody - Community Survey
March 2023

Q27A. Are you satisfied or dissatisfied with the condition of the trails/sidewalks in Dunwoody's trail system? Is that very/somewhat (satisfied/dissatisfied)?

Base: Satisfied/Dissatisfied

BANNER 1

	GENDER			AGE GROUP					ETHNICITY						
	TOTAL	MALE	FEMALE	OTHER	18-29	30-39	40-49	50-64	65+	LATINO	WHITE	BLACK	ASIAN	MORE THAN /ONE RACE	OTHER
SATISFIED (NET)	416	190	198	1	58	78	89	93	79	25	270	56	25	8	8
-----	100%	100%	100.0%	100%	100%	100%	100%	100%	100%	100.0%	100%	100%	100%	100.0%	100%
VERY SATISFIED	218	99	105	1	31	43	42	46	48	9	142	34	12	6	5
	52.4%	52.1%	53.0%	100%	53.4%	55.1%	47.2%	49.5%	60.8%	36.0%	52.6%	60.7%	48.0%	75.0%	62.5%
SOMEWHAT SATISFIED	198	91	93	0	27	35	47	47	31	16	128	22	13	2	3
	47.6%	47.9%	47.0%		46.6%	44.9%	52.8%	50.5%	39.2%	64.0%	47.4%	39.3%	52.0%	25.0%	37.5%
DISSATISFIED (NET)	55	28	22	0	5	20	9	10	5	3	31	3	6	6	1
-----	100%	100%	100.0%		100%	100%	100%	100%	100%	100.0%	100%	100%	100%	100.0%	100%
SOMEWHAT DISSATISFIED	40	24	11	0	3	14	5	7	5	0	22	3	5	4	1
	72.7%	85.7%	50.0%		60.0%	70.0%	55.6%	70.0%	100%		71.0%	100%	83.3%	66.7%	100%
VERY DISSATISFIED	15	4	11	0	2	6	4	3	0	3	9	0	1	2	0
	27.3%	14.3%	50.0%		40.0%	30.0%	44.4%	30.0%		100.0%	29.0%		16.7%	33.3%	



City of Dunwoody - Community Survey
March 2023

Q27A. Are you satisfied or dissatisfied with the condition of the trails/sidewalks in Dunwoody's trail system? Is that very/somewhat (satisfied/dissatisfied)?

Base: Satisfied/Dissatisfied

BANNER 2

	YEARS LIVED IN DUNWOODY								CHILDREN IN HOUSEHOLD		BUSINESS OWNERSHIP		MODE						LANGUAGE		
	TOTAL	LESS THAN 1 YEAR	2 TO 3 YEARS	4 TO 5 YEARS	6 TO 10 YEARS	11 TO 15 YEARS	16 TO 20 YEARS	21 AND OVER	YES	NO	YES	NO	PHONE [NET]	LAND- LINE	MOBILE	ONLINE [NET]	EMAIL	TEXT	MAIL [NET]	ENGLISH	SPANISH
SATISFIED (NET)	416	21	77	40	73	42	48	114	153	248	44	372	37	3	34	379	104	13	262	406	10
-----	100%	100.0%	100%	100%	100%	100%	100%	100%	100.0%	100.0%	100%	100%	100%	100%	100.0%	100.0%	100%	100%	100%	100.0%	100.0%
VERY SATISFIED	218	10	36	18	42	24	26	62	78	136	22	196	21	2	19	197	59	7	131	215	3
	52.4%	47.6%	46.8%	45.0%	57.5%	57.1%	54.2%	54.4%	51.0%	54.8%	50.0%	52.7%	56.8%	66.7%	55.9%	52.0%	56.7%	53.8%	50.0%	53.0%	30.0%
SOMEWHAT SATISFIED	198	11	41	22	31	18	22	52	75	112	22	176	16	1	15	182	45	6	131	191	7
	47.6%	52.4%	53.2%	55.0%	42.5%	42.9%	45.8%	45.6%	49.0%	45.2%	50.0%	47.3%	43.2%	33.3%	44.1%	48.0%	43.3%	46.2%	50.0%	47.0%	70.0%
DISSATISFIED (NET)	55	3	14	6	11	5	2	14	26	27	6	49	2	0	2	53	14	1	38	53	2
-----	100%	100.0%	100%	100%	100%	100%	100%	100%	100.0%	100.0%	100%	100%	100%	100%	100.0%	100.0%	100%	100%	100%	100.0%	100.0%
SOMEWHAT DISSATISFIED	40	3	8	5	8	3	2	11	18	20	5	35	1	0	1	39	14	1	24	39	1
	72.7%	100.0%	57.1%	83.3%	72.7%	60.0%	100%	78.6%	69.2%	74.1%	83.3%	71.4%	50.0%	0	50.0%	73.6%	100%	100%	63.2%	73.6%	50.0%
VERY DISSATISFIED	15	0	6	1	3	2	0	3	8	7	1	14	1	0	1	14	0	0	14	14	1
	27.3%	0	42.9%	16.7%	27.3%	40.0%	0	21.4%	30.8%	25.9%	16.7%	28.6%	50.0%	0	50.0%	26.4%	0	0	36.8%	26.4%	50.0%



City of Dunwoody - Community Survey
March 2023

Q28. Would you support the construction of a trail if it would run next to your home? Is that strongly/somewhat (support/oppose)?

Base: Total Sample

BANNER 1

	GENDER				AGE GROUP					ETHNICITY					
	TOTAL	MALE	FEMALE	OTHER	18-29	30-39	40-49	50-64	65+	LATINO	WHITE	BLACK	ASIAN	MORE THAN /ONE RACE	OTHER
Total	525	239	247	1	69	102	103	111	107	34	338	63	31	14	9
	100%	100%	100.0%	100%	100%	100%	100%	100%	100%	100.0%	100%	100%	100%	100.0%	100%
SUPPORT [NET]	289	139	140	0	55	73	63	57	35	18	181	43	23	7	6
-----	55.0%	58.2%	56.7%		79.7%	71.6%	61.2%	51.4%	32.7%	52.9%	53.6%	68.3%	74.2%	50.0%	66.7%
STRONGLY SUPPORT	170	85	78	0	35	47	41	32	12	10	109	22	15	4	4
	32.4%	35.6%	31.6%		50.7%	46.1%	39.8%	28.8%	11.2%	29.4%	32.2%	34.9%	48.4%	28.6%	44.4%
SOMEWHAT SUPPORT	119	54	62	0	20	26	22	25	23	8	72	21	8	3	2
	22.7%	22.6%	25.1%		29.0%	25.5%	21.4%	22.5%	21.5%	23.5%	21.3%	33.3%	25.8%	21.4%	22.2%
OPPOSE [NET]	201	80	95	1	11	22	36	47	62	14	131	17	6	7	3
-----	38.3%	33.5%	38.5%	100%	15.9%	21.6%	35.0%	42.3%	57.9%	41.2%	38.8%	27.0%	19.4%	50.0%	33.3%
SOMEWHAT OPPOSE	53	17	33	0	4	10	13	15	10	4	36	4	3	3	1
	10.1%	7.1%	13.4%		5.8%	9.8%	12.6%	13.5%	9.3%	11.8%	10.7%	6.3%	9.7%	21.4%	11.1%
STRONGLY OPPOSE	148	63	62	1	7	12	23	32	52	10	95	13	3	4	2
	28.2%	26.4%	25.1%	100%	10.1%	11.8%	22.3%	28.8%	48.6%	29.4%	28.1%	20.6%	9.7%	28.6%	22.2%
UNSURE	35	20	12	0	3	7	4	7	10	2	26	3	2	0	0
	6.7%	8.4%	4.9%		4.3%	6.9%	3.9%	6.3%	9.3%	5.9%	7.7%	4.8%	6.5%		



City of Dunwoody - Community Survey
March 2023

Q28. Would you support the construction of a trail if it would run next to your home? Is that strongly/somewhat (support/oppose)?

Base: Total Sample

BANNER 2

	YEARS LIVED IN DUNWOODY								CHILDREN IN HOUSEHOLD		BUSINESS OWNERSHIP		MODE						LANGUAGE		
	TOTAL	LESS THAN 1	2 TO 3	4 TO 5	6 TO 10	11 TO 15	16 TO 20	21 YEARS AND OVER	YES	NO	YES	NO	PHONE [NET]	LAND-LINE	MOBILE	ONLINE [NET]	EMAIL	TEXT	MAIL [NET]	ENGLISH	SPANISH
			YEAR	YEARS	YEARS	YEARS	YEARS	YEARS													
Total	525	26	98	54	90	49	54	153	188	316	51	474	42	4	38	483	140	16	327	512	13
	100%	100.0%	100%	100%	100%	100%	100%	100%	100.0%	100.0%	100%	100%	100%	100%	100.0%	100.0%	100%	100%	100%	100.0%	100.0%
SUPPORT [NET]	289	25	76	38	49	30	24	47	118	165	29	260	20	1	19	269	51	12	206	280	9
-----	55.0%	96.2%	77.6%	70.4%	54.4%	61.2%	44.4%	30.7%	62.8%	52.2%	56.9%	54.9%	47.6%	25.0%	50.0%	55.7%	36.4%	75.0%	63.0%	54.7%	69.2%
STRONGLY SUPPORT	170	14	41	25	34	20	12	24	74	94	17	153	11	0	11	159	25	8	126	163	7
	32.4%	53.8%	41.8%	46.3%	37.8%	40.8%	22.2%	15.7%	39.4%	29.7%	33.3%	32.3%	26.2%		28.9%	32.9%	17.9%	50.0%	38.5%	31.8%	53.8%
SOMEWHAT SUPPORT	119	11	35	13	15	10	12	23	44	71	12	107	9	1	8	110	26	4	80	117	2
	22.7%	42.3%	35.7%	24.1%	16.7%	20.4%	22.2%	15.0%	23.4%	22.5%	23.5%	22.6%	21.4%	25.0%	21.1%	22.8%	18.6%	25.0%	24.5%	22.9%	15.4%
OPPOSE [NET]	201	0	16	15	35	16	26	92	58	130	19	182	20	3	17	181	77	4	100	198	3
-----	38.3%		16.3%	27.8%	38.9%	32.7%	48.1%	60.1%	30.9%	41.1%	37.3%	38.4%	47.6%	75.0%	44.7%	37.5%	55.0%	25.0%	30.6%	38.7%	23.1%
SOMEWHAT OPPOSE	53	0	4	7	10	8	5	19	22	30	3	50	9	1	8	44	16	1	27	50	3
	10.1%		4.1%	13.0%	11.1%	16.3%	9.3%	12.4%	11.7%	9.5%	5.9%	10.5%	21.4%	25.0%	21.1%	9.1%	11.4%	6.3%	8.3%	9.8%	23.1%
STRONGLY OPPOSE	148	0	12	8	25	8	21	73	36	100	16	132	11	2	9	137	61	3	73	148	0
	28.2%		12.2%	14.8%	27.8%	16.3%	38.9%	47.7%	19.1%	31.6%	31.4%	27.8%	26.2%	50.0%	23.7%	28.4%	43.6%	18.8%	22.3%	28.9%	
UNSURE	35	1	6	1	6	3	4	14	12	21	3	32	2	0	2	33	12	0	21	34	1
	6.7%	3.8%	6.1%	1.9%	6.7%	6.1%	7.4%	9.2%	6.4%	6.6%	5.9%	6.8%	4.8%		5.3%	6.8%	8.6%		6.4%	6.6%	7.7%



City of Dunwoody - Community Survey
March 2023

Q28A. Would you support the construction of a trail if it would run next to your home? Is that strongly/somewhat (support/oppose)?

Base: Support/Oppose

BANNER 1

	GENDER				AGE GROUP					ETHNICITY					
	TOTAL	MALE	FEMALE	OTHER	18-29	30-39	40-49	50-64	65+	LATINO	WHITE	BLACK	ASIAN	MORE THAN /ONE RACE	OTHER
SUPPORT [NET]	289	139	140	0	55	73	63	57	35	18	181	43	23	7	6
-----	100%	100%	100.0%		100%	100%	100%	100%	100%	100.0%	100%	100%	100%	100.0%	100%
STRONGLY SUPPORT	170	85	78	0	35	47	41	32	12	10	109	22	15	4	4
	58.8%	61.2%	55.7%		63.6%	64.4%	65.1%	56.1%	34.3%	55.6%	60.2%	51.2%	65.2%	57.1%	66.7%
SOMEWHAT SUPPORT	119	54	62	0	20	26	22	25	23	8	72	21	8	3	2
	41.2%	38.8%	44.3%		36.4%	35.6%	34.9%	43.9%	65.7%	44.4%	39.8%	48.8%	34.8%	42.9%	33.3%
OPPOSE [NET]	201	80	95	1	11	22	36	47	62	14	131	17	6	7	3
-----	100%	100%	100.0%	100%	100%	100%	100%	100%	100%	100.0%	100%	100%	100%	100.0%	100%
SOMEWHAT OPPOSE	53	17	33	0	4	10	13	15	10	4	36	4	3	3	1
	26.4%	21.3%	34.7%		36.4%	45.5%	36.1%	31.9%	16.1%	28.6%	27.5%	23.5%	50.0%	42.9%	33.3%
STRONGLY OPPOSE	148	63	62	1	7	12	23	32	52	10	95	13	3	4	2
	73.6%	78.8%	65.3%	100%	63.6%	54.5%	63.9%	68.1%	83.9%	71.4%	72.5%	76.5%	50.0%	57.1%	66.7%



City of Dunwoody - Community Survey
March 2023

Q28A. Would you support the construction of a trail if it would run next to your home? Is that strongly/somewhat (support/oppose)?

Base: Support/Oppose

BANNER 2

	YEARS LIVED IN DUNWOODY								CHILDREN IN HOUSEHOLD		BUSINESS OWNERSHIP		MODE						LANGUAGE		
	TOTAL	LESS THAN 1 YEAR	2 TO 3 YEARS	4 TO 5 YEARS	6 TO 10 YEARS	11 TO 15 YEARS	16 TO 20 YEARS	21 AND OVER	YES	NO	YES	NO	PHONE [NET]	LAND- LINE	MOBILE	ONLINE [NET]	EMAIL	TEXT	MAIL [NET]	ENGLISH	SPANISH
SUPPORT [NET]	289	25	76	38	49	30	24	47	118	165	29	260	20	1	19	269	51	12	206	280	9
-----	100%	100.0%	100%	100%	100%	100%	100%	100%	100.0%	100.0%	100%	100%	100%	100%	100.0%	100.0%	100%	100%	100%	100.0%	100.0%
STRONGLY SUPPORT	170	14	41	25	34	20	12	24	74	94	17	153	11	0	11	159	25	8	126	163	7
	58.8%	56.0%	53.9%	65.8%	69.4%	66.7%	50.0%	51.1%	62.7%	57.0%	58.6%	58.8%	55.0%		57.9%	59.1%	49.0%	66.7%	61.2%	58.2%	77.8%
SOMEWHAT SUPPORT	119	11	35	13	15	10	12	23	44	71	12	107	9	1	8	110	26	4	80	117	2
	41.2%	44.0%	46.1%	34.2%	30.6%	33.3%	50.0%	48.9%	37.3%	43.0%	41.4%	41.2%	45.0%	100%	42.1%	40.9%	51.0%	33.3%	38.8%	41.8%	22.2%
OPPOSE [NET]	201	0	16	15	35	16	26	92	58	130	19	182	20	3	17	181	77	4	100	198	3
-----	100%		100%	100%	100%	100%	100%	100%	100.0%	100.0%	100%	100%	100%	100%	100.0%	100.0%	100%	100%	100%	100.0%	100.0%
SOMEWHAT OPPOSE	53	0	4	7	10	8	5	19	22	30	3	50	9	1	8	44	16	1	27	50	3
	26.4%		25.0%	46.7%	28.6%	50.0%	19.2%	20.7%	37.9%	23.1%	15.8%	27.5%	45.0%	33.3%	47.1%	24.3%	20.8%	25.0%	27.0%	25.3%	100.0%
STRONGLY OPPOSE	148	0	12	8	25	8	21	73	36	100	16	132	11	2	9	137	61	3	73	148	0
	73.6%		75.0%	53.3%	71.4%	50.0%	80.8%	79.3%	62.1%	76.9%	84.2%	72.5%	55.0%	66.7%	52.9%	75.7%	79.2%	75.0%	73.0%	74.7%	



City of Dunwoody - Community Survey
March 2023

Q29. How safe do you feel as a pedestrian or bicyclist on sidewalks and trails/sidewalks in Dunwoody? Is that very/somewhat (safe/unsafe)?

Base: Total Sample

BANNER 1

	GENDER				AGE GROUP					ETHNICITY					
	TOTAL	MALE	FEMALE	OTHER	18-29	30-39	40-49	50-64	65+	LATINO	WHITE	BLACK	ASIAN	MORE THAN /ONE RACE	OTHER
Total	525	239	247	1	69	102	103	111	107	34	338	63	31	14	9
	100%	100%	100.0%	100%	100%	100%	100%	100%	100%	100.0%	100%	100%	100%	100.0%	100%
SAFE [NET]	369	166	175	1	52	73	76	80	69	21	237	51	20	7	7
-----	70.3%	69.5%	70.9%	100%	75.4%	71.6%	73.8%	72.1%	64.5%	61.8%	70.1%	81.0%	64.5%	50.0%	77.8%
VERY SAFE	145	69	67	1	23	29	26	29	33	5	99	22	7	2	3
	27.6%	28.9%	27.1%	100%	33.3%	28.4%	25.2%	26.1%	30.8%	14.7%	29.3%	34.9%	22.6%	14.3%	33.3%
SOMEWHAT SAFE	224	97	108	0	29	44	50	51	36	16	138	29	13	5	4
	42.7%	40.6%	43.7%		42.0%	43.1%	48.5%	45.9%	33.6%	47.1%	40.8%	46.0%	41.9%	35.7%	44.4%
UNSAFE [NET]	124	59	61	0	14	26	24	28	24	12	82	9	10	5	2
-----	23.6%	24.7%	24.7%		20.3%	25.5%	23.3%	25.2%	22.4%	35.3%	24.3%	14.3%	32.3%	35.7%	22.2%
SOMEWHAT UNSAFE	79	35	43	0	10	16	13	17	18	9	55	5	4	3	2
	15.0%	14.6%	17.4%		14.5%	15.7%	12.6%	15.3%	16.8%	26.5%	16.3%	7.9%	12.9%	21.4%	22.2%
VERY UNSAFE	45	24	18	0	4	10	11	11	6	3	27	4	6	2	0
	8.6%	10.0%	7.3%		5.8%	9.8%	10.7%	9.9%	5.6%	8.8%	8.0%	6.3%	19.4%	14.3%	
UNSURE	32	14	11	0	3	3	3	3	14	1	19	3	1	2	0
	6.1%	5.9%	4.5%		4.3%	2.9%	2.9%	2.7%	13.1%	2.9%	5.6%	4.8%	3.2%	14.3%	



City of Dunwoody - Community Survey
March 2023

Q29. How safe do you feel as a pedestrian or bicyclist on sidewalks and trails/sidewalks in Dunwoody? Is that very/somewhat (safe/unsafe)?

Base: Total Sample

BANNER 2

	YEARS LIVED IN DUNWOODY								CHILDREN IN HOUSEHOLD		BUSINESS OWNERSHIP		MODE						LANGUAGE		
	TOTAL	LESS THAN 1 YEAR	2 TO 3 YEARS	4 TO 5 YEARS	6 TO 10 YEARS	11 TO 15 YEARS	16 TO 20 YEARS	21 YEARS AND OVER	YES	NO	YES	NO	PHONE [NET]	LAND-LINE	MOBILE	ONLINE [NET]	EMAIL	TEXT	MAIL [NET]	ENGLISH	SPANISH
Total	525	26	98	54	90	49	54	153	188	316	51	474	42	4	38	483	140	16	327	512	13
	100%	100.0%	100%	100%	100%	100%	100%	100%	100.0%	100.0%	100%	100%	100%	100%	100.0%	100.0%	100%	100%	100%	100.0%	100.0%
SAFE [NET]	369	18	64	41	67	36	39	103	138	218	40	329	35	2	33	334	91	13	230	362	7
-----	70.3%	69.2%	65.3%	75.9%	74.4%	73.5%	72.2%	67.3%	73.4%	69.0%	78.4%	69.4%	83.3%	50.0%	86.8%	69.2%	65.0%	81.3%	70.3%	70.7%	53.8%
VERY SAFE	145	7	20	16	31	12	18	41	49	95	12	133	16	1	15	129	31	5	93	143	2
	27.6%	26.9%	20.4%	29.6%	34.4%	24.5%	33.3%	26.8%	26.1%	30.1%	23.5%	28.1%	38.1%	25.0%	39.5%	26.7%	22.1%	31.3%	28.4%	27.9%	15.4%
SOMEWHAT SAFE	224	11	44	25	36	24	21	62	89	123	28	196	19	1	18	205	60	8	137	219	5
	42.7%	42.3%	44.9%	46.3%	40.0%	49.0%	38.9%	40.5%	47.3%	38.9%	54.9%	41.4%	45.2%	25.0%	47.4%	42.4%	42.9%	50.0%	41.9%	42.8%	38.5%
UNSAFE [NET]	124	7	27	11	21	11	13	34	46	76	7	117	7	2	5	117	32	2	83	119	5
-----	23.6%	26.9%	27.6%	20.4%	23.3%	22.4%	24.1%	22.2%	24.5%	24.1%	13.7%	24.7%	16.7%	50.0%	13.2%	24.2%	22.9%	12.5%	25.4%	23.2%	38.5%
SOMEWHAT UNSAFE	79	4	12	8	15	9	5	26	25	53	2	77	5	2	3	74	21	2	51	76	3
	15.0%	15.4%	12.2%	14.8%	16.7%	18.4%	9.3%	17.0%	13.3%	16.8%	3.9%	16.2%	11.9%	50.0%	7.9%	15.3%	15.0%	12.5%	15.6%	14.8%	23.1%
VERY UNSAFE	45	3	15	3	6	2	8	8	21	23	5	40	2	0	2	43	11	0	32	43	2
	8.6%	11.5%	15.3%	5.6%	6.7%	4.1%	14.8%	5.2%	11.2%	7.3%	9.8%	8.4%	4.8%		5.3%	8.9%	7.9%		9.8%	8.4%	15.4%
UNSURE	32	1	7	2	2	2	2	16	4	22	4	28	0	0	0	32	17	1	14	31	1
	6.1%	3.8%	7.1%	3.7%	2.2%	4.1%	3.7%	10.5%	2.1%	7.0%	7.8%	5.9%				6.6%	12.1%	6.3%	4.3%	6.1%	7.7%



City of Dunwoody - Community Survey

March 2023

Q29A. How safe do you feel as a pedestrian or bicyclist on sidewalks and trails/sidewalks in Dunwoody? Is that very/somewhat (safe/unsafe)?

Base: Safe/Unsafe

BANNER 1

	GENDER				AGE GROUP					ETHNICITY					
	TOTAL	MALE	FEMALE	OTHER	18-29	30-39	40-49	50-64	65+	LATINO	WHITE	BLACK	ASIAN	MORE THAN /ONE RACE	OTHER
SAFE [NET]	369	166	175	1	52	73	76	80	69	21	237	51	20	7	7
-----	100%	100%	100.0%	100%	100%	100%	100%	100%	100%	100.0%	100%	100%	100%	100.0%	100%
VERY SAFE	145	69	67	1	23	29	26	29	33	5	99	22	7	2	3
	39.3%	41.6%	38.3%	100%	44.2%	39.7%	34.2%	36.3%	47.8%	23.8%	41.8%	43.1%	35.0%	28.6%	42.9%
SOMEWHAT SAFE	224	97	108	0	29	44	50	51	36	16	138	29	13	5	4
	60.7%	58.4%	61.7%		55.8%	60.3%	65.8%	63.8%	52.2%	76.2%	58.2%	56.9%	65.0%	71.4%	57.1%
UNSAFE [NET]	124	59	61	0	14	26	24	28	24	12	82	9	10	5	2
-----	100%	100%	100.0%		100%	100%	100%	100%	100%	100.0%	100%	100%	100%	100.0%	100%
SOMEWHAT UNSAFE	79	35	43	0	10	16	13	17	18	9	55	5	4	3	2
	63.7%	59.3%	70.5%		71.4%	61.5%	54.2%	60.7%	75.0%	75.0%	67.1%	55.6%	40.0%	60.0%	100%
VERY UNSAFE	45	24	18	0	4	10	11	11	6	3	27	4	6	2	0
	36.3%	40.7%	29.5%		28.6%	38.5%	45.8%	39.3%	25.0%	25.0%	32.9%	44.4%	60.0%	40.0%	



City of Dunwoody - Community Survey
March 2023

Q29A. How safe do you feel as a pedestrian or bicyclist on sidewalks and trails/sidewalks in Dunwoody? Is that very/somewhat (safe/unsafe)?

Base: Safe/Unsafe

BANNER 2

	YEARS LIVED IN DUNWOODY								CHILDREN IN HOUSEHOLD		BUSINESS OWNERSHIP		MODE						LANGUAGE		
	TOTAL	LESS THAN 1 YEAR	2 TO 3 YEARS	4 TO 5 YEARS	6 TO 10 YEARS	11 TO 15 YEARS	16 TO 20 YEARS	21 AND OVER	YES	NO	YES	NO	PHONE [NET]	LAND- LINE	MOBILE	ONLINE [NET]	EMAIL	TEXT	MAIL [NET]	ENGLISH	SPANISH
SAFE [NET]	369	18	64	41	67	36	39	103	138	218	40	329	35	2	33	334	91	13	230	362	7
-----	100%	100.0%	100%	100%	100%	100%	100%	100%	100.0%	100.0%	100%	100%	100%	100%	100.0%	100.0%	100%	100%	100%	100.0%	100.0%
VERY SAFE	145	7	20	16	31	12	18	41	49	95	12	133	16	1	15	129	31	5	93	143	2
	39.3%	38.9%	31.3%	39.0%	46.3%	33.3%	46.2%	39.8%	35.5%	43.6%	30.0%	40.4%	45.7%	50.0%	45.5%	38.6%	34.1%	38.5%	40.4%	39.5%	28.6%
SOMEWHAT SAFE	224	11	44	25	36	24	21	62	89	123	28	196	19	1	18	205	60	8	137	219	5
	60.7%	61.1%	68.8%	61.0%	53.7%	66.7%	53.8%	60.2%	64.5%	56.4%	70.0%	59.6%	54.3%	50.0%	54.5%	61.4%	65.9%	61.5%	59.6%	60.5%	71.4%
UNSAFE [NET]	124	7	27	11	21	11	13	34	46	76	7	117	7	2	5	117	32	2	83	119	5
-----	100%	100.0%	100%	100%	100%	100%	100%	100%	100.0%	100.0%	100%	100%	100%	100%	100.0%	100.0%	100%	100%	100%	100.0%	100.0%
SOMEWHAT UNSAFE	79	4	12	8	15	9	5	26	25	53	2	77	5	2	3	74	21	2	51	76	3
	63.7%	57.1%	44.4%	72.7%	71.4%	81.8%	38.5%	76.5%	54.3%	69.7%	28.6%	65.8%	71.4%	100%	60.0%	63.2%	65.6%	100%	61.4%	63.9%	60.0%
VERY UNSAFE	45	3	15	3	6	2	8	8	21	23	5	40	2	0	2	43	11	0	32	43	2
	36.3%	42.9%	55.6%	27.3%	28.6%	18.2%	61.5%	23.5%	45.7%	30.3%	71.4%	34.2%	28.6%		40.0%	36.8%	34.4%		38.6%	36.1%	40.0%



City of Dunwoody - Community Survey
March 2023

Q30. How would you rate each of the following services offered by the Dunwoody Parks and Recreation Department? Excellent, good, poor, or very poor?

Availability of parks

Base: Total Sample

BANNER 1	GENDER				AGE GROUP					ETHNICITY					
	TOTAL	MALE	FEMALE	OTHER	18-29	30-39	40-49	50-64	65+	LATINO	WHITE	BLACK	ASIAN	MORE THAN /ONE RACE	OTHER
Total	525	239	247	1	69	102	103	111	107	34	338	63	31	14	9
	100%	100%	100.0%	100%	100%	100%	100%	100%	100%	100.0%	100%	100%	100%	100.0%	100%
GOOD (NET)	477	217	228	1	55	96	99	105	97	29	311	62	24	13	8
-----	90.9%	90.8%	92.3%	100%	79.7%	94.1%	96.1%	94.6%	90.7%	85.3%	92.0%	98.4%	77.4%	92.9%	88.9%
EXCELLENT	216	94	107	1	27	48	49	44	41	13	144	33	7	4	3
	41.1%	39.3%	43.3%	100%	39.1%	47.1%	47.6%	39.6%	38.3%	38.2%	42.6%	52.4%	22.6%	28.6%	33.3%
GOOD	261	123	121	0	28	48	50	61	56	16	167	29	17	9	5
	49.7%	51.5%	49.0%		40.6%	47.1%	48.5%	55.0%	52.3%	47.1%	49.4%	46.0%	54.8%	64.3%	55.6%
POOR (NET)	25	13	8	0	9	4	3	3	2	1	14	0	4	1	1
-----	4.8%	5.4%	3.2%		13.0%	3.9%	2.9%	2.7%	1.9%	2.9%	4.1%		12.9%	7.1%	11.1%
POOR	20	9	8	0	8	3	3	3	1	1	11	0	3	1	1
	3.8%	3.8%	3.2%		11.6%	2.9%	2.9%	2.7%	0.9%	2.9%	3.3%		9.7%	7.1%	11.1%
VERY POOR	5	4	0	0	1	1	0	0	1	0	3	0	1	0	0
	1.0%	1.7%			1.4%	1.0%			0.9%		0.9%		3.2%		
DON'T KNOW	23	9	11	0	5	2	1	3	8	4	13	1	3	0	0
	4.4%	3.8%	4.5%		7.2%	2.0%	1.0%	2.7%	7.5%	11.8%	3.8%	1.6%	9.7%		



City of Dunwoody - Community Survey
March 2023

Q30. How would you rate each of the following services offered by the Dunwoody Parks and Recreation Department? Excellent, good, poor, or very poor?

Availability of parks

Base: Total Sample

BANNER 2

	YEARS LIVED IN DUNWOODY								CHILDREN IN HOUSEHOLD		BUSINESS OWNERSHIP		MODE						LANGUAGE		
	TOTAL	LESS THAN 1	2 TO 3	4 TO 5	6 TO 10	11 TO 15	16 TO 20	21 YEARS AND OVER	YES	NO	YES	NO	PHONE [NET]	LAND-LINE	MOBILE	ONLINE [NET]	EMAIL	TEXT	MAIL [NET]	ENGLISH	SPANISH
			YEAR	YEARS	YEARS	YEARS	YEARS	YEARS													
Total	525 100%	26 100.0%	98 100%	54 100%	90 100%	49 100%	54 100%	153 100%	188 100.0%	316 100.0%	51 100%	474 100%	42 100%	4 100%	38 100.0%	483 100.0%	140 100%	16 100%	327 100%	512 100.0%	13 100.0%
GOOD (NET) -----	477 90.9%	16 61.5%	92 93.9%	48 88.9%	83 92.2%	48 98.0%	49 90.7%	140 91.5%	180 95.7%	280 88.6%	47 92.2%	430 90.7%	41 97.6%	4 100%	37 97.4%	436 90.3%	127 90.7%	14 87.5%	295 90.2%	464 90.6%	13 100.0%
EXCELLENT	216 41.1%	11 42.3%	43 43.9%	22 40.7%	44 48.9%	18 36.7%	25 46.3%	52 34.0%	85 45.2%	126 39.9%	17 33.3%	199 42.0%	21 50.0%	2 50.0%	19 50.0%	195 40.4%	55 39.3%	5 31.3%	135 41.3%	212 41.4%	4 30.8%
GOOD	261 49.7%	5 19.2%	49 50.0%	26 48.1%	39 43.3%	30 61.2%	24 44.4%	88 57.5%	95 50.5%	154 48.7%	30 58.8%	231 48.7%	20 47.6%	2 50.0%	18 47.4%	241 49.9%	72 51.4%	9 56.3%	160 48.9%	252 49.2%	9 69.2%
POOR (NET) -----	25 4.8%	7 26.9%	4 4.1%	2 3.7%	4 4.4%	0	2 3.7%	6 3.9%	8 4.3%	16 5.1%	3 5.9%	22 4.6%	1 2.4%	0	1 2.6%	24 5.0%	4 2.9%	1 6.3%	19 5.8%	25 4.9%	0
POOR	20 3.8%	6 23.1%	4 4.1%	1 1.9%	3 3.3%	0	1 1.9%	5 3.3%	7 3.7%	12 3.8%	2 3.9%	18 3.8%	1 2.4%	0	1 2.6%	19 3.9%	3 2.1%	0	16 4.9%	20 3.9%	0
VERY POOR	5 1.0%	1 3.8%	0	1 1.9%	1 1.1%	0	1 1.9%	1 0.7%	1 0.5%	4 1.3%	1 2.0%	4 0.8%	0	0	0	5 1.0%	1 0.7%	1 6.3%	3 0.9%	5 1.0%	0
DON'T KNOW	23 4.4%	3 11.5%	2 2.0%	4 7.4%	3 3.3%	1 2.0%	3 5.6%	7 4.6%	0	20 6.3%	1 2.0%	22 4.6%	0	0	0	23 4.8%	9 6.4%	1 6.3%	13 4.0%	23 4.5%	0



City of Dunwoody - Community Survey
March 2023

Q30A. How would you rate each of the following services offered by the Dunwoody Parks and Recreation Department? Excellent, good, poor, or very poor?

Availability of parks

Base: Good/Poor

BANNER 1

	GENDER				AGE GROUP					ETHNICITY					
	TOTAL	MALE	FEMALE	OTHER	18-29	30-39	40-49	50-64	65+	LATINO	WHITE	BLACK	ASIAN	MORE THAN /ONE RACE	OTHER
GOOD (NET)	477	217	228	1	55	96	99	105	97	29	311	62	24	13	8
-----	100%	100%	100.0%	100%	100%	100%	100%	100%	100%	100.0%	100%	100%	100%	100.0%	100%
EXCELLENT	216	94	107	1	27	48	49	44	41	13	144	33	7	4	3
	45.3%	43.3%	46.9%	100%	49.1%	50.0%	49.5%	41.9%	42.3%	44.8%	46.3%	53.2%	29.2%	30.8%	37.5%
GOOD	261	123	121	0	28	48	50	61	56	16	167	29	17	9	5
	54.7%	56.7%	53.1%		50.9%	50.0%	50.5%	58.1%	57.7%	55.2%	53.7%	46.8%	70.8%	69.2%	62.5%
POOR (NET)	25	13	8	0	9	4	3	3	2	1	14	0	4	1	1
-----	100%	100%	100.0%		100%	100%	100%	100%	100%	100.0%	100%		100%	100.0%	100%
POOR	20	9	8	0	8	3	3	3	1	1	11	0	3	1	1
	80.0%	69.2%	100.0%		88.9%	75.0%	100%	100%	50.0%	100.0%	78.6%		75.0%	100.0%	100%
VERY POOR	5	4	0	0	1	1	0	0	1	0	3	0	1	0	0
	20.0%	30.8%			11.1%	25.0%			50.0%		21.4%		25.0%		



City of Dunwoody - Community Survey
March 2023

Q30A. How would you rate each of the following services offered by the Dunwoody Parks and Recreation Department? Excellent, good, poor, or very poor?

Availability of parks

Base: Good/Poor

BANNER 2

	YEARS LIVED IN DUNWOODY								CHILDREN IN HOUSEHOLD		BUSINESS OWNERSHIP		MODE						LANGUAGE		
	TOTAL	LESS THAN 1	2 TO 3	4 TO 5	6 TO 10	11 TO 15	16 TO 20	21 YEARS AND OVER	YES	NO	YES	NO	PHONE [NET]	LAND-LINE	MOBILE	ONLINE [NET]	EMAIL	TEXT	MAIL [NET]	ENGLISH	SPANISH
			YEAR	YEARS	YEARS	YEARS	YEARS	YEARS													
GOOD (NET)	477	16	92	48	83	48	49	140	180	280	47	430	41	4	37	436	127	14	295	464	13
-----	100%	100.0%	100%	100%	100%	100%	100%	100%	100.0%	100.0%	100%	100%	100%	100%	100.0%	100.0%	100%	100%	100%	100.0%	100.0%
EXCELLENT	216	11	43	22	44	18	25	52	85	126	17	199	21	2	19	195	55	5	135	212	4
	45.3%	68.8%	46.7%	45.8%	53.0%	37.5%	51.0%	37.1%	47.2%	45.0%	36.2%	46.3%	51.2%	50.0%	51.4%	44.7%	43.3%	35.7%	45.8%	45.7%	30.8%
GOOD	261	5	49	26	39	30	24	88	95	154	30	231	20	2	18	241	72	9	160	252	9
	54.7%	31.3%	53.3%	54.2%	47.0%	62.5%	49.0%	62.9%	52.8%	55.0%	63.8%	53.7%	48.8%	50.0%	48.6%	55.3%	56.7%	64.3%	54.2%	54.3%	69.2%
POOR (NET)	25	7	4	2	4	0	2	6	8	16	3	22	1	0	1	24	4	1	19	25	0
-----	100%	100.0%	100%	100%	100%		100%	100%	100.0%	100.0%	100%	100%	100%		100.0%	100.0%	100%	100%	100%	100.0%	
POOR	20	6	4	1	3	0	1	5	7	12	2	18	1	0	1	19	3	0	16	20	0
	80.0%	85.7%	100%	50.0%	75.0%		50.0%	83.3%	87.5%	75.0%	66.7%	81.8%	100%		100.0%	79.2%	75.0%		84.2%	80.0%	
VERY POOR	5	1	0	1	1	0	1	1	1	4	1	4	0	0	0	5	1	1	3	5	0
	20.0%	14.3%		50.0%	25.0%		50.0%	16.7%	12.5%	25.0%	33.3%	18.2%				20.8%	25.0%	100%	15.8%	20.0%	



City of Dunwoody - Community Survey
March 2023

Q31. How would you rate each of the following services offered by the Dunwoody Parks and Recreation Department? Excellent, good, poor, or very poor?

Quality of playgrounds

Base: Total Sample

BANNER 1	GENDER				AGE GROUP					ETHNICITY					
	TOTAL	MALE	FEMALE	OTHER	18-29	30-39	40-49	50-64	65+	LATINO	WHITE	BLACK	ASIAN	MORE THAN /ONE RACE	OTHER
Total	525	239	247	1	69	102	103	111	107	34	338	63	31	14	9
	100%	100%	100.0%	100%	100%	100%	100%	100%	100%	100.0%	100%	100%	100%	100.0%	100%
GOOD (NET)	399	184	189	1	48	85	94	77	75	28	253	53	22	13	5
-----	76.0%	77.0%	76.5%	100%	69.6%	83.3%	91.3%	69.4%	70.1%	82.4%	74.9%	84.1%	71.0%	92.9%	55.6%
EXCELLENT	176	75	91	1	21	42	45	31	31	10	121	22	8	3	3
	33.5%	31.4%	36.8%	100%	30.4%	41.2%	43.7%	27.9%	29.0%	29.4%	35.8%	34.9%	25.8%	21.4%	33.3%
GOOD	223	109	98	0	27	43	49	46	44	18	132	31	14	10	2
	42.5%	45.6%	39.7%		39.1%	42.2%	47.6%	41.4%	41.1%	52.9%	39.1%	49.2%	45.2%	71.4%	22.2%
POOR (NET)	9	5	2	0	3	0	1	2	1	0	5	0	2	0	0
-----	1.7%	2.1%	0.8%		4.3%		1.0%	1.8%	0.9%		1.5%		6.5%		
POOR	8	5	2	0	3	0	1	2	1	0	5	0	2	0	0
	1.5%	2.1%	0.8%		4.3%		1.0%	1.8%	0.9%		1.5%		6.5%		
VERY POOR	1	0	0	0	0	0	0	0	0	0	0	0	0	0	0
	0.2%														
DON'T KNOW	117	50	56	0	18	17	8	32	31	6	80	10	7	1	4
	22.3%	20.9%	22.7%		26.1%	16.7%	7.8%	28.8%	29.0%	17.6%	23.7%	15.9%	22.6%	7.1%	44.4%



City of Dunwoody - Community Survey
March 2023

Q31. How would you rate each of the following services offered by the Dunwoody Parks and Recreation Department? Excellent, good, poor, or very poor?

Quality of playgrounds

Base: Total Sample

BANNER 2

	YEARS LIVED IN DUNWOODY								CHILDREN IN HOUSEHOLD		BUSINESS OWNERSHIP		MODE						LANGUAGE		
	TOTAL	LESS THAN 1	2 TO 3	4 TO 5	6 TO 10	11 TO 15	16 TO 20	21 YEARS AND OVER	YES	NO	YES	NO	PHONE [NET]	LAND-LINE	MOBILE	ONLINE [NET]	EMAIL	TEXT	MAIL [NET]	ENGLISH	SPANISH
			YEAR	YEARS	YEARS	YEARS	YEARS	YEARS													
Total	525 100%	26 100.0%	98 100%	54 100%	90 100%	49 100%	54 100%	153 100%	188 100.0%	316 100.0%	51 100%	474 100%	42 100%	4 100%	38 100.0%	483 100.0%	140 100%	16 100%	327 100%	512 100.0%	13 100.0%
GOOD (NET)	399 76.0%	16 61.5%	75 76.5%	37 68.5%	75 83.3%	46 93.9%	40 74.1%	109 71.2%	173 92.0%	210 66.5%	42 82.4%	357 75.3%	40 95.2%	4 100%	36 94.7%	359 74.3%	96 68.6%	12 75.0%	251 76.8%	387 75.6%	12 92.3%
EXCELLENT	176 33.5%	6 23.1%	37 37.8%	15 27.8%	38 42.2%	17 34.7%	19 35.2%	43 28.1%	80 42.6%	92 29.1%	15 29.4%	161 34.0%	16 38.1%	1 25.0%	15 39.5%	160 33.1%	40 28.6%	5 31.3%	115 35.2%	172 33.6%	4 30.8%
GOOD	223 42.5%	10 38.5%	38 38.8%	22 40.7%	37 41.1%	29 59.2%	21 38.9%	66 43.1%	93 49.5%	118 37.3%	27 52.9%	196 41.4%	24 57.1%	3 75.0%	21 55.3%	199 41.2%	56 40.0%	7 43.8%	136 41.6%	215 42.0%	8 61.5%
POOR (NET)	9 1.7%	1 3.8%	3 3.1%	1 1.9%	0	0	1 1.9%	3 2.0%	3 1.6%	5 1.6%	3 5.9%	6 1.3%	0	0	9 1.9%	2 1.4%	0	7 2.1%	9 1.8%	0	
POOR	8 1.5%	1 3.8%	3 3.1%	0	0	0	1 1.9%	3 2.0%	3 1.6%	4 1.3%	2 3.9%	6 1.3%	0	0	8 1.7%	2 1.4%	0	6 1.8%	8 1.6%	0	
VERY POOR	1 0.2%	0	0	1 1.9%	0	0	0	0	0	1 0.3%	1 2.0%	0	0	0	1 0.2%	0	0	1 0.3%	1 0.2%	0	
DON'T KNOW	117 22.3%	9 34.6%	20 20.4%	16 29.6%	15 16.7%	3 6.1%	13 24.1%	41 26.8%	12 6.4%	101 32.0%	6 11.8%	111 23.4%	2 4.8%	0	2 5.3%	115 23.8%	42 30.0%	4 25.0%	69 21.1%	116 22.7%	1 7.7%



City of Dunwoody - Community Survey
March 2023

Q31A. How would you rate each of the following services offered by the Dunwoody Parks and Recreation Department? Excellent, good, poor, or very poor?

Quality of playgrounds

Base: Good/Poor

BANNER 1

	GENDER			AGE GROUP					ETHNICITY						
	TOTAL	MALE	FEMALE	OTHER	18-29	30-39	40-49	50-64	65+	LATINO	WHITE	BLACK	ASIAN	MORE THAN /ONE RACE	OTHER
GOOD (NET)	399	184	189	1	48	85	94	77	75	28	253	53	22	13	5
-----	100%	100%	100.0%	100%	100%	100%	100%	100%	100%	100.0%	100%	100%	100%	100.0%	100%
EXCELLENT	176	75	91	1	21	42	45	31	31	10	121	22	8	3	3
	44.1%	40.8%	48.1%	100%	43.8%	49.4%	47.9%	40.3%	41.3%	35.7%	47.8%	41.5%	36.4%	23.1%	60.0%
GOOD	223	109	98	0	27	43	49	46	44	18	132	31	14	10	2
	55.9%	59.2%	51.9%		56.3%	50.6%	52.1%	59.7%	58.7%	64.3%	52.2%	58.5%	63.6%	76.9%	40.0%
POOR (NET)	9	5	2	0	3	0	1	2	1	0	5	0	2	0	0
-----	100%	100%	100.0%		100%		100%	100%	100%		100%		100%		
POOR	8	5	2	0	3	0	1	2	1	0	5	0	2	0	0
	88.9%	100%	100.0%		100%		100%	100%	100%		100%		100%		
VERY POOR	1	0	0	0	0	0	0	0	0	0	0	0	0	0	0
	11.1%														



City of Dunwoody - Community Survey
March 2023

Q31A. How would you rate each of the following services offered by the Dunwoody Parks and Recreation Department? Excellent, good, poor, or very poor?

Quality of playgrounds

Base: Good/Poor

BANNER 2

	YEARS LIVED IN DUNWOODY								CHILDREN IN HOUSEHOLD		BUSINESS OWNERSHIP		MODE						LANGUAGE		
	TOTAL	LESS	2 TO	4 TO	6 TO	11 TO	16 TO	21	YES	NO	YES	NO	PHONE [NET]	LAND- LINE	MOBILE	ONLINE [NET]	EMAIL	TEXT	MAIL [NET]	ENGLISH	SPANISH
		THAN 1 YEAR	3 YEARS	5 YEARS	10 YEARS	15 YEARS	20 YEARS	AND OVER													
GOOD (NET) -----	399 100%	16 100.0%	75 100%	37 100%	75 100%	46 100%	40 100%	109 100%	173 100.0%	210 100.0%	42 100%	357 100%	40 100%	4 100%	36 100.0%	359 100.0%	96 100%	12 100%	251 100%	387 100.0%	12 100.0%
EXCELLENT	176 44.1%	6 37.5%	37 49.3%	15 40.5%	38 50.7%	17 37.0%	19 47.5%	43 39.4%	80 46.2%	92 43.8%	15 35.7%	161 45.1%	16 40.0%	1 25.0%	15 41.7%	160 44.6%	40 41.7%	5 41.7%	115 45.8%	172 44.4%	4 33.3%
GOOD	223 55.9%	10 62.5%	38 50.7%	22 59.5%	37 49.3%	29 63.0%	21 52.5%	66 60.6%	93 53.8%	118 56.2%	27 64.3%	196 54.9%	24 60.0%	3 75.0%	21 58.3%	199 55.4%	56 58.3%	7 58.3%	136 54.2%	215 55.6%	8 66.7%
POOR (NET) -----	9 100%	1 100.0%	3 100%	1 100%	0	0	1 100%	3 100%	3 100.0%	5 100.0%	3 100%	6 100%	0	0	0	9 100.0%	2 100%	0	7 100%	9 100.0%	0
POOR	8 88.9%	1 100.0%	3 100%	0	0	0	1 100%	3 100%	3 100.0%	4 80.0%	2 66.7%	6 100%	0	0	0	8 88.9%	2 100%	0	6 85.7%	8 88.9%	0
VERY POOR	1 11.1%	0	0	1 100%	0	0	0	0	0	1 20.0%	1 33.3%	0	0	0	0	1 11.1%	0	0	1 14.3%	1 11.1%	0



City of Dunwoody - Community Survey
March 2023

Q32. How would you rate each of the following services offered by the Dunwoody Parks and Recreation Department? Excellent, good, poor, or very poor?

Athletic programs

Base: Total Sample

BANNER 1	GENDER				AGE GROUP					ETHNICITY					
	TOTAL	MALE	FEMALE	OTHER	18-29	30-39	40-49	50-64	65+	LATINO	WHITE	BLACK	ASIAN	MORE THAN /ONE RACE	OTHER
Total	525	239	247	1	69	102	103	111	107	34	338	63	31	14	9
	100%	100%	100.0%	100%	100%	100%	100%	100%	100%	100.0%	100%	100%	100%	100.0%	100%
GOOD (NET)	217	115	89	1	28	39	45	50	44	17	130	34	14	6	3
-----	41.3%	48.1%	36.0%	100%	40.6%	38.2%	43.7%	45.0%	41.1%	50.0%	38.5%	54.0%	45.2%	42.9%	33.3%
EXCELLENT	64	31	27	1	9	14	10	11	15	5	39	10	4	1	1
	12.2%	13.0%	10.9%	100%	13.0%	13.7%	9.7%	9.9%	14.0%	14.7%	11.5%	15.9%	12.9%	7.1%	11.1%
GOOD	153	84	62	0	19	25	35	39	29	12	91	24	10	5	2
	29.1%	35.1%	25.1%		27.5%	24.5%	34.0%	35.1%	27.1%	35.3%	26.9%	38.1%	32.3%	35.7%	22.2%
POOR (NET)	44	21	21	0	9	6	14	8	6	1	30	6	3	2	0
-----	8.4%	8.8%	8.5%		13.0%	5.9%	13.6%	7.2%	5.6%	2.9%	8.9%	9.5%	9.7%	14.3%	
POOR	36	18	18	0	9	4	11	8	4	1	26	4	3	2	0
	6.9%	7.5%	7.3%		13.0%	3.9%	10.7%	7.2%	3.7%	2.9%	7.7%	6.3%	9.7%	14.3%	
VERY POOR	8	3	3	0	0	2	3	0	2	0	4	2	0	0	0
	1.5%	1.3%	1.2%			2.0%	2.9%		1.9%		1.2%	3.2%			
DON'T KNOW	264	103	137	0	32	57	44	53	57	16	178	23	14	6	6
	50.3%	43.1%	55.5%		46.4%	55.9%	42.7%	47.7%	53.3%	47.1%	52.7%	36.5%	45.2%	42.9%	66.7%



City of Dunwoody - Community Survey
March 2023

Q32. How would you rate each of the following services offered by the Dunwoody Parks and Recreation Department? Excellent, good, poor, or very poor?

Athletic programs

Base: Total Sample

BANNER 2

	YEARS LIVED IN DUNWOODY								CHILDREN IN HOUSEHOLD		BUSINESS OWNERSHIP		MODE						LANGUAGE		
	TOTAL	LESS THAN 1	2 TO 3	4 TO 5	6 TO 10	11 TO 15	16 TO 20	21 YEARS AND OVER	YES	NO	YES	NO	PHONE [NET]	LAND-LINE	MOBILE	ONLINE [NET]	EMAIL	TEXT	MAIL [NET]	ENGLISH	SPANISH
			YEAR	YEARS	YEARS	YEARS	YEARS	YEARS													
Total	525	26	98	54	90	49	54	153	188	316	51	474	42	4	38	483	140	16	327	512	13
	100%	100.0%	100%	100%	100%	100%	100%	100%	100.0%	100.0%	100%	100%	100%	100%	100.0%	100.0%	100%	100%	100%	100.0%	100.0%
GOOD (NET)	217	7	32	21	37	27	33	59	87	122	24	193	26	4	22	191	47	6	138	210	7
-----	41.3%	26.9%	32.7%	38.9%	41.1%	55.1%	61.1%	38.6%	46.3%	38.6%	47.1%	40.7%	61.9%	100%	57.9%	39.5%	33.6%	37.5%	42.2%	41.0%	53.8%
EXCELLENT	64	2	8	9	8	7	10	20	23	39	5	59	9	1	8	55	16	1	38	61	3
	12.2%	7.7%	8.2%	16.7%	8.9%	14.3%	18.5%	13.1%	12.2%	12.3%	9.8%	12.4%	21.4%	25.0%	21.1%	11.4%	11.4%	6.3%	11.6%	11.9%	23.1%
GOOD	153	5	24	12	29	20	23	39	64	83	19	134	17	3	14	136	31	5	100	149	4
	29.1%	19.2%	24.5%	22.2%	32.2%	40.8%	42.6%	25.5%	34.0%	26.3%	37.3%	28.3%	40.5%	75.0%	36.8%	28.2%	22.1%	31.3%	30.6%	29.1%	30.8%
POOR (NET)	44	2	6	6	9	5	6	10	21	23	8	36	8	0	8	36	11	0	25	42	2
-----	8.4%	7.7%	6.1%	11.1%	10.0%	10.2%	11.1%	6.5%	11.2%	7.3%	15.7%	7.6%	19.0%		21.1%	7.5%	7.9%		7.6%	8.2%	15.4%
POOR	36	2	4	5	6	5	6	8	18	18	7	29	6	0	6	30	10	0	20	34	2
	6.9%	7.7%	4.1%	9.3%	6.7%	10.2%	11.1%	5.2%	9.6%	5.7%	13.7%	6.1%	14.3%		15.8%	6.2%	7.1%		6.1%	6.6%	15.4%
VERY POOR	8	0	2	1	3	0	0	2	3	5	1	7	2	0	2	6	1	0	5	8	0
	1.5%		2.0%	1.9%	3.3%			1.3%	1.6%	1.6%	2.0%	1.5%	4.8%		5.3%	1.2%	0.7%		1.5%	1.6%	
DON'T KNOW	264	17	60	27	44	17	15	84	80	171	19	245	8	0	8	256	82	10	164	260	4
	50.3%	65.4%	61.2%	50.0%	48.9%	34.7%	27.8%	54.9%	42.6%	54.1%	37.3%	51.7%	19.0%		21.1%	53.0%	58.6%	62.5%	50.2%	50.8%	30.8%



City of Dunwoody - Community Survey
March 2023

Q32A. How would you rate each of the following services offered by the Dunwoody Parks and Recreation Department? Excellent, good, poor, or very poor?

Athletic programs

Base: Good/Poor

BANNER 1

	GENDER				AGE GROUP					ETHNICITY					
	TOTAL	MALE	FEMALE	OTHER	18-29	30-39	40-49	50-64	65+	LATINO	WHITE	BLACK	ASIAN	MORE THAN /ONE RACE	OTHER
GOOD (NET)	217	115	89	1	28	39	45	50	44	17	130	34	14	6	3
-----	100%	100%	100.0%	100%	100%	100%	100%	100%	100%	100.0%	100%	100%	100%	100.0%	100%
EXCELLENT	64	31	27	1	9	14	10	11	15	5	39	10	4	1	1
	29.5%	27.0%	30.3%	100%	32.1%	35.9%	22.2%	22.0%	34.1%	29.4%	30.0%	29.4%	28.6%	16.7%	33.3%
GOOD	153	84	62	0	19	25	35	39	29	12	91	24	10	5	2
	70.5%	73.0%	69.7%		67.9%	64.1%	77.8%	78.0%	65.9%	70.6%	70.0%	70.6%	71.4%	83.3%	66.7%
POOR (NET)	44	21	21	0	9	6	14	8	6	1	30	6	3	2	0
-----	100%	100%	100.0%		100%	100%	100%	100%	100%	100.0%	100%	100%	100%	100.0%	
POOR	36	18	18	0	9	4	11	8	4	1	26	4	3	2	0
	81.8%	85.7%	85.7%		100%	66.7%	78.6%	100%	66.7%	100.0%	86.7%	66.7%	100%	100.0%	
VERY POOR	8	3	3	0	0	2	3	0	2	0	4	2	0	0	0
	18.2%	14.3%	14.3%			33.3%	21.4%		33.3%		13.3%	33.3%			



City of Dunwoody - Community Survey
March 2023

Q32A. How would you rate each of the following services offered by the Dunwoody Parks and Recreation Department? Excellent, good, poor, or very poor?

Athletic programs

Base: Good/Poor

BANNER 2

	YEARS LIVED IN DUNWOODY								CHILDREN IN HOUSEHOLD		BUSINESS OWNERSHIP		MODE						LANGUAGE		
	TOTAL	LESS THAN 1	2 TO 3	4 TO 5	6 TO 10	11 TO 15	16 TO 20	21 YEARS AND OVER	YES	NO	YES	NO	PHONE [NET]	LAND-LINE	MOBILE	ONLINE [NET]	EMAIL	TEXT	MAIL [NET]	ENGLISH	SPANISH
GOOD (NET)	217	7	32	21	37	27	33	59	87	122	24	193	26	4	22	191	47	6	138	210	7
-----	100%	100.0%	100%	100%	100%	100%	100%	100%	100.0%	100.0%	100%	100%	100%	100%	100.0%	100.0%	100%	100%	100%	100.0%	100.0%
EXCELLENT	64	2	8	9	8	7	10	20	23	39	5	59	9	1	8	55	16	1	38	61	3
	29.5%	28.6%	25.0%	42.9%	21.6%	25.9%	30.3%	33.9%	26.4%	32.0%	20.8%	30.6%	34.6%	25.0%	36.4%	28.8%	34.0%	16.7%	27.5%	29.0%	42.9%
GOOD	153	5	24	12	29	20	23	39	64	83	19	134	17	3	14	136	31	5	100	149	4
	70.5%	71.4%	75.0%	57.1%	78.4%	74.1%	69.7%	66.1%	73.6%	68.0%	79.2%	69.4%	65.4%	75.0%	63.6%	71.2%	66.0%	83.3%	72.5%	71.0%	57.1%
POOR (NET)	44	2	6	6	9	5	6	10	21	23	8	36	8	0	8	36	11	0	25	42	2
-----	100%	100.0%	100%	100%	100%	100%	100%	100%	100.0%	100.0%	100%	100%	100%	0	100.0%	100.0%	100%	0	100%	100.0%	100.0%
POOR	36	2	4	5	6	5	6	8	18	18	7	29	6	0	6	30	10	0	20	34	2
	81.8%	100.0%	66.7%	83.3%	66.7%	100%	100%	80.0%	85.7%	78.3%	87.5%	80.6%	75.0%	0	75.0%	83.3%	90.9%	0	80.0%	81.0%	100.0%
VERY POOR	8	0	2	1	3	0	0	2	3	5	1	7	2	0	2	6	1	0	5	8	0
	18.2%		33.3%	16.7%	33.3%			20.0%	14.3%	21.7%	12.5%	19.4%	25.0%	0	25.0%	16.7%	9.1%	0	20.0%	19.0%	0



City of Dunwoody - Community Survey
March 2023

Q33. How would you rate each of the following services offered by the Dunwoody Parks and Recreation Department? Excellent, good, poor, or very poor?

Special interest programs

Base: Total Sample

BANNER 1	GENDER				AGE GROUP					ETHNICITY					
	TOTAL	MALE	FEMALE	OTHER	18-29	30-39	40-49	50-64	65+	LATINO	WHITE	BLACK	ASIAN	MORE THAN /ONE RACE	OTHER
Total	525	239	247	1	69	102	103	111	107	34	338	63	31	14	9
	100%	100%	100.0%	100%	100%	100%	100%	100%	100%	100.0%	100%	100%	100%	100.0%	100%
GOOD (NET)	189	87	95	1	30	33	40	38	40	17	114	37	8	5	3
-----	36.0%	36.4%	38.5%	100%	43.5%	32.4%	38.8%	34.2%	37.4%	50.0%	33.7%	58.7%	25.8%	35.7%	33.3%
EXCELLENT	37	12	22	1	4	14	7	5	6	3	27	4	0	1	1
	7.0%	5.0%	8.9%	100%	5.8%	13.7%	6.8%	4.5%	5.6%	8.8%	8.0%	6.3%		7.1%	11.1%
GOOD	152	75	73	0	26	19	33	33	34	14	87	33	8	4	2
	29.0%	31.4%	29.6%		37.7%	18.6%	32.0%	29.7%	31.8%	41.2%	25.7%	52.4%	25.8%	28.6%	22.2%
POOR (NET)	32	12	18	0	3	7	5	11	5	2	14	4	6	4	0
-----	6.1%	5.0%	7.3%		4.3%	6.9%	4.9%	9.9%	4.7%	5.9%	4.1%	6.3%	19.4%	28.6%	
POOR	28	12	16	0	3	6	4	10	5	1	14	4	5	4	0
	5.3%	5.0%	6.5%		4.3%	5.9%	3.9%	9.0%	4.7%	2.9%	4.1%	6.3%	16.1%	28.6%	
VERY POOR	4	0	2	0	0	1	1	1	0	1	0	0	1	0	0
	0.8%		0.8%			1.0%	1.0%	0.9%		2.9%			3.2%		
DON'T KNOW	304	140	134	0	36	62	58	62	62	15	210	22	17	5	6
	57.9%	58.6%	54.3%		52.2%	60.8%	56.3%	55.9%	57.9%	44.1%	62.1%	34.9%	54.8%	35.7%	66.7%



City of Dunwoody - Community Survey
March 2023

Q33. How would you rate each of the following services offered by the Dunwoody Parks and Recreation Department? Excellent, good, poor, or very poor?

Special interest programs

Base: Total Sample

BANNER 2

	YEARS LIVED IN DUNWOODY								CHILDREN IN HOUSEHOLD		BUSINESS OWNERSHIP		MODE						LANGUAGE		
	TOTAL	LESS THAN 1	2 TO 3	4 TO 5	6 TO 10	11 TO 15	16 TO 20	21 YEARS AND OVER	YES	NO	YES	NO	PHONE [NET]	LAND-LINE	MOBILE	ONLINE [NET]	EMAIL	TEXT	MAIL [NET]	ENGLISH	SPANISH
			YEAR	YEARS	YEARS	YEARS	YEARS	YEARS													
Total	525 100%	26 100.0%	98 100%	54 100%	90 100%	49 100%	54 100%	153 100%	188 100.0%	316 100.0%	51 100%	474 100%	42 100%	4 100%	38 100.0%	483 100.0%	140 100%	16 100%	327 100%	512 100.0%	13 100.0%
GOOD (NET)	189 36.0%	11 42.3%	24 24.5%	23 42.6%	37 41.1%	21 42.9%	24 44.4%	49 32.0%	73 38.8%	109 34.5%	18 35.3%	171 36.1%	33 78.6%	3 75.0%	30 78.9%	156 32.3%	33 23.6%	7 43.8%	116 35.5%	182 35.5%	7 53.8%
EXCELLENT	37 7.0%	2 7.7%	5 5.1%	5 9.3%	7 7.8%	4 8.2%	5 9.3%	9 5.9%	17 9.0%	19 6.0%	2 3.9%	35 7.4%	4 9.5%	0	4 10.5%	33 6.8%	5 3.6%	0	28 8.6%	34 6.6%	3 23.1%
GOOD	152 29.0%	9 34.6%	19 19.4%	18 33.3%	30 33.3%	17 34.7%	19 35.2%	40 26.1%	56 29.8%	90 28.5%	16 31.4%	136 28.7%	29 69.0%	3 75.0%	26 68.4%	123 25.5%	28 20.0%	7 43.8%	88 26.9%	148 28.9%	4 30.8%
POOR (NET)	32 6.1%	1 3.8%	6 6.1%	1 1.9%	4 4.4%	7 14.3%	6 11.1%	7 4.6%	14 7.4%	18 5.7%	5 9.8%	27 5.7%	3 7.1%	0	3 7.9%	29 6.0%	5 3.6%	0	24 7.3%	28 5.5%	4 30.8%
POOR	28 5.3%	1 3.8%	5 5.1%	1 1.9%	4 4.4%	6 12.2%	5 9.3%	6 3.9%	12 6.4%	16 5.1%	4 7.8%	24 5.1%	3 7.1%	0	3 7.9%	25 5.2%	4 2.9%	0	21 6.4%	25 4.9%	3 23.1%
VERY POOR	4 0.8%	0	1 1.0%	0	0	1 2.0%	1 1.9%	1 0.7%	2 1.1%	2 0.6%	1 2.0%	3 0.6%	0	0	0	4 0.8%	1 0.7%	0	3 0.9%	3 0.6%	1 7.7%
DON'T KNOW	304 57.9%	14 53.8%	68 69.4%	30 55.6%	49 54.4%	21 42.9%	24 44.4%	97 63.4%	101 53.7%	189 59.8%	28 54.9%	276 58.2%	6 14.3%	1 25.0%	5 13.2%	298 61.7%	102 72.9%	9 56.3%	187 57.2%	302 59.0%	2 15.4%



City of Dunwoody - Community Survey
March 2023

Q33A. How would you rate each of the following services offered by the Dunwoody Parks and Recreation Department? Excellent, good, poor, or very poor?

Special interest programs

Base: Good/Poor

BANNER 1

	GENDER			AGE GROUP					ETHNICITY						
	TOTAL	MALE	FEMALE	OTHER	18-29	30-39	40-49	50-64	65+	LATINO	WHITE	BLACK	ASIAN	MORE THAN /ONE RACE	OTHER
GOOD (NET)	189	87	95	1	30	33	40	38	40	17	114	37	8	5	3
-----	100%	100%	100.0%	100%	100%	100%	100%	100%	100%	100.0%	100%	100%	100%	100.0%	100%
EXCELLENT	37	12	22	1	4	14	7	5	6	3	27	4	0	1	1
	19.6%	13.8%	23.2%	100%	13.3%	42.4%	17.5%	13.2%	15.0%	17.6%	23.7%	10.8%		20.0%	33.3%
GOOD	152	75	73	0	26	19	33	33	34	14	87	33	8	4	2
	80.4%	86.2%	76.8%		86.7%	57.6%	82.5%	86.8%	85.0%	82.4%	76.3%	89.2%	100%	80.0%	66.7%
POOR (NET)	32	12	18	0	3	7	5	11	5	2	14	4	6	4	0
-----	100%	100%	100.0%		100%	100%	100%	100%	100%	100.0%	100%	100%	100%	100.0%	
POOR	28	12	16	0	3	6	4	10	5	1	14	4	5	4	0
	87.5%	100%	88.9%		100%	85.7%	80.0%	90.9%	100%	50.0%	100%	100%	83.3%	100.0%	
VERY POOR	4	0	2	0	0	1	1	1	0	1	0	0	1	0	0
	12.5%		11.1%			14.3%	20.0%	9.1%		50.0%			16.7%		



City of Dunwoody - Community Survey
March 2023

Q33A. How would you rate each of the following services offered by the Dunwoody Parks and Recreation Department? Excellent, good, poor, or very poor?

Special interest programs

Base: Good/Poor

BANNER 2

	YEARS LIVED IN DUNWOODY								CHILDREN IN HOUSEHOLD		BUSINESS OWNERSHIP		MODE						LANGUAGE		
	TOTAL	LESS THAN 1	2 TO 3	4 TO 5	6 TO 10	11 TO 15	16 TO 20	21 YEARS AND OVER	YES	NO	YES	NO	PHONE [NET]	LAND-LINE	MOBILE	ONLINE [NET]	EMAIL	TEXT	MAIL [NET]	ENGLISH	SPANISH
			YEAR	YEARS	YEARS	YEARS	YEARS	YEARS													
GOOD (NET)	189	11	24	23	37	21	24	49	73	109	18	171	33	3	30	156	33	7	116	182	7
-----	100%	100.0%	100%	100%	100%	100%	100%	100%	100.0%	100.0%	100%	100%	100%	100%	100.0%	100.0%	100%	100%	100%	100.0%	100.0%
EXCELLENT	37	2	5	5	7	4	5	9	17	19	2	35	4	0	4	33	5	0	28	34	3
	19.6%	18.2%	20.8%	21.7%	18.9%	19.0%	20.8%	18.4%	23.3%	17.4%	11.1%	20.5%	12.1%		13.3%	21.2%	15.2%		24.1%	18.7%	42.9%
GOOD	152	9	19	18	30	17	19	40	56	90	16	136	29	3	26	123	28	7	88	148	4
	80.4%	81.8%	79.2%	78.3%	81.1%	81.0%	79.2%	81.6%	76.7%	82.6%	88.9%	79.5%	87.9%	100%	86.7%	78.8%	84.8%	100%	75.9%	81.3%	57.1%
POOR (NET)	32	1	6	1	4	7	6	7	14	18	5	27	3	0	3	29	5	0	24	28	4
-----	100%	100.0%	100%	100%	100%	100%	100%	100%	100.0%	100.0%	100%	100%	100%		100.0%	100.0%	100%		100%	100.0%	100.0%
POOR	28	1	5	1	4	6	5	6	12	16	4	24	3	0	3	25	4	0	21	25	3
	87.5%	100.0%	83.3%	100%	100%	85.7%	83.3%	85.7%	85.7%	88.9%	80.0%	88.9%	100%		100.0%	86.2%	80.0%		87.5%	89.3%	75.0%
VERY POOR	4	0	1	0	0	1	1	1	2	2	1	3	0	0	0	4	1	0	3	3	1
	12.5%		16.7%			14.3%	16.7%	14.3%	14.3%	11.1%	20.0%	11.1%				13.8%	20.0%		12.5%	10.7%	25.0%



City of Dunwoody - Community Survey
March 2023

Q34. How would you rate each of the following services offered by the Dunwoody Parks and Recreation Department? Excellent, good, poor, or very poor?

Community gardens

Base: Total Sample

BANNER 1	GENDER				AGE GROUP					ETHNICITY					
	TOTAL	MALE	FEMALE	OTHER	18-29	30-39	40-49	50-64	65+	LATINO	WHITE	BLACK	ASIAN	MORE THAN /ONE RACE	OTHER
Total	525	239	247	1	69	102	103	111	107	34	338	63	31	14	9
	100%	100%	100.0%	100%	100%	100%	100%	100%	100%	100.0%	100%	100%	100%	100.0%	100%
GOOD (NET)	281	121	139	1	38	63	58	59	48	15	172	45	16	8	5
-----	53.5%	50.6%	56.3%	100%	55.1%	61.8%	56.3%	53.2%	44.9%	44.1%	50.9%	71.4%	51.6%	57.1%	55.6%
EXCELLENT	86	30	53	1	12	25	14	18	16	5	57	16	3	2	2
	16.4%	12.6%	21.5%	100%	17.4%	24.5%	13.6%	16.2%	15.0%	14.7%	16.9%	25.4%	9.7%	14.3%	22.2%
GOOD	195	91	86	0	26	38	44	41	32	10	115	29	13	6	3
	37.1%	38.1%	34.8%		37.7%	37.3%	42.7%	36.9%	29.9%	29.4%	34.0%	46.0%	41.9%	42.9%	33.3%
POOR (NET)	48	21	22	0	6	13	8	9	8	6	26	3	7	2	0
-----	9.1%	8.8%	8.9%		8.7%	12.7%	7.8%	8.1%	7.5%	17.6%	7.7%	4.8%	22.6%	14.3%	
POOR	38	18	17	0	5	10	6	9	6	5	21	2	6	2	0
	7.2%	7.5%	6.9%		7.2%	9.8%	5.8%	8.1%	5.6%	14.7%	6.2%	3.2%	19.4%	14.3%	
VERY POOR	10	3	5	0	1	3	2	0	2	1	5	1	1	0	0
	1.9%	1.3%	2.0%		1.4%	2.9%	1.9%		1.9%	2.9%	1.5%	1.6%	3.2%		
DON'T KNOW	196	97	86	0	25	26	37	43	51	13	140	15	8	4	4
	37.3%	40.6%	34.8%		36.2%	25.5%	35.9%	38.7%	47.7%	38.2%	41.4%	23.8%	25.8%	28.6%	44.4%



City of Dunwoody - Community Survey
March 2023

Q34. How would you rate each of the following services offered by the Dunwoody Parks and Recreation Department? Excellent, good, poor, or very poor?

Community gardens

Base: Total Sample

BANNER 2

	YEARS LIVED IN DUNWOODY								CHILDREN IN HOUSEHOLD		BUSINESS OWNERSHIP		MODE						LANGUAGE		
	TOTAL	LESS THAN 1	2 TO 3	4 TO 5	6 TO 10	11 TO 15	16 TO 20	21 YEARS AND OVER	YES	NO	YES	NO	PHONE [NET]	LAND-LINE	MOBILE	ONLINE [NET]	EMAIL	TEXT	MAIL [NET]	ENGLISH	SPANISH
			YEAR	YEARS	YEARS	YEARS	YEARS	YEARS													
Total	525 100%	26 100.0%	98 100%	54 100%	90 100%	49 100%	54 100%	153 100%	188 100.0%	316 100.0%	51 100%	474 100%	42 100%	4 100%	38 100.0%	483 100.0%	140 100%	16 100%	327 100%	512 100.0%	13 100.0%
GOOD (NET) -----	281 53.5%	12 46.2%	50 51.0%	27 50.0%	49 54.4%	32 65.3%	37 68.5%	73 47.7%	107 56.9%	160 50.6%	31 60.8%	250 52.7%	32 76.2%	3 75.0%	29 76.3%	249 51.6%	64 45.7%	9 56.3%	176 53.8%	273 53.3%	8 61.5%
EXCELLENT	86 16.4%	4 15.4%	12 12.2%	10 18.5%	15 16.7%	11 22.4%	14 25.9%	20 13.1%	32 17.0%	52 16.5%	7 13.7%	79 16.7%	11 26.2%	1 25.0%	10 26.3%	75 15.5%	16 11.4%	2 12.5%	57 17.4%	83 16.2%	3 23.1%
GOOD	195 37.1%	8 30.8%	38 38.8%	17 31.5%	34 37.8%	21 42.9%	23 42.6%	53 34.6%	75 39.9%	108 34.2%	24 47.1%	171 36.1%	21 50.0%	2 50.0%	19 50.0%	174 36.0%	48 34.3%	7 43.8%	119 36.4%	190 37.1%	5 38.5%
POOR (NET) -----	48 9.1%	2 7.7%	14 14.3%	7 13.0%	5 5.6%	2 4.1%	4 7.4%	14 9.2%	21 11.2%	26 8.2%	5 9.8%	43 9.1%	4 9.5%	0 10.5%	4 9.1%	44 7.9%	11 6.3%	1 9.8%	32 9.2%	47 9.2%	1 7.7%
POOR	38 7.2%	2 7.7%	10 10.2%	6 11.1%	4 4.4%	2 4.1%	4 7.4%	10 6.5%	18 9.6%	20 6.3%	4 7.8%	34 7.2%	3 7.1%	0	3 7.9%	35 7.2%	9 6.4%	0	26 8.0%	37 7.2%	1 7.7%
VERY POOR	10 1.9%	0	4 4.1%	1 1.9%	1 1.1%	0	0	4 2.6%	3 1.6%	6 1.9%	1 2.0%	9 1.9%	1 2.4%	0	1 2.6%	9 1.9%	2 1.4%	1 6.3%	6 1.8%	10 2.0%	0
DON'T KNOW	196 37.3%	12 46.2%	34 34.7%	20 37.0%	36 40.0%	15 30.6%	13 24.1%	66 43.1%	60 31.9%	130 41.1%	15 29.4%	181 38.2%	6 14.3%	1 25.0%	5 13.2%	190 39.3%	65 46.4%	6 37.5%	119 36.4%	192 37.5%	4 30.8%



City of Dunwoody - Community Survey
March 2023

Q34A. How would you rate each of the following services offered by the Dunwoody Parks and Recreation Department? Excellent, good, poor, or very poor?

Community gardens

Base: Good/Poor

BANNER 1

	GENDER				AGE GROUP					ETHNICITY					
	TOTAL	MALE	FEMALE	OTHER	18-29	30-39	40-49	50-64	65+	LATINO	WHITE	BLACK	ASIAN	MORE THAN /ONE RACE	OTHER
GOOD (NET)	281	121	139	1	38	63	58	59	48	15	172	45	16	8	5
-----	100%	100%	100.0%	100%	100%	100%	100%	100%	100%	100.0%	100%	100%	100%	100.0%	100%
EXCELLENT	86	30	53	1	12	25	14	18	16	5	57	16	3	2	2
	30.6%	24.8%	38.1%	100%	31.6%	39.7%	24.1%	30.5%	33.3%	33.3%	33.1%	35.6%	18.8%	25.0%	40.0%
GOOD	195	91	86	0	26	38	44	41	32	10	115	29	13	6	3
	69.4%	75.2%	61.9%		68.4%	60.3%	75.9%	69.5%	66.7%	66.7%	66.9%	64.4%	81.3%	75.0%	60.0%
POOR (NET)	48	21	22	0	6	13	8	9	8	6	26	3	7	2	0
-----	100%	100%	100.0%		100%	100%	100%	100%	100%	100.0%	100%	100%	100%	100.0%	
POOR	38	18	17	0	5	10	6	9	6	5	21	2	6	2	0
	79.2%	85.7%	77.3%		83.3%	76.9%	75.0%	100%	75.0%	83.3%	80.8%	66.7%	85.7%	100.0%	
VERY POOR	10	3	5	0	1	3	2	0	2	1	5	1	1	0	0
	20.8%	14.3%	22.7%		16.7%	23.1%	25.0%		25.0%	16.7%	19.2%	33.3%	14.3%		



City of Dunwoody - Community Survey
March 2023

Q34A. How would you rate each of the following services offered by the Dunwoody Parks and Recreation Department? Excellent, good, poor, or very poor?

Community gardens

Base: Good/Poor

BANNER 2

	YEARS LIVED IN DUNWOODY								CHILDREN IN HOUSEHOLD		BUSINESS OWNERSHIP		MODE						LANGUAGE		
	TOTAL	LESS THAN 1	2 TO 3	4 TO 5	6 TO 10	11 TO 15	16 TO 20	21 YEARS AND OVER	YES	NO	YES	NO	PHONE [NET]	LAND-LINE	MOBILE	ONLINE [NET]	EMAIL	TEXT	MAIL [NET]	ENGLISH	SPANISH
			YEAR	YEARS	YEARS	YEARS	YEARS	YEARS													
GOOD (NET)	281	12	50	27	49	32	37	73	107	160	31	250	32	3	29	249	64	9	176	273	8
-----	100%	100.0%	100%	100%	100%	100%	100%	100%	100.0%	100.0%	100%	100%	100%	100%	100.0%	100.0%	100%	100%	100%	100.0%	100.0%
EXCELLENT	86	4	12	10	15	11	14	20	32	52	7	79	11	1	10	75	16	2	57	83	3
	30.6%	33.3%	24.0%	37.0%	30.6%	34.4%	37.8%	27.4%	29.9%	32.5%	22.6%	31.6%	34.4%	33.3%	34.5%	30.1%	25.0%	22.2%	32.4%	30.4%	37.5%
GOOD	195	8	38	17	34	21	23	53	75	108	24	171	21	2	19	174	48	7	119	190	5
	69.4%	66.7%	76.0%	63.0%	69.4%	65.6%	62.2%	72.6%	70.1%	67.5%	77.4%	68.4%	65.6%	66.7%	65.5%	69.9%	75.0%	77.8%	67.6%	69.6%	62.5%
POOR (NET)	48	2	14	7	5	2	4	14	21	26	5	43	4	0	4	44	11	1	32	47	1
-----	100%	100.0%	100%	100%	100%	100%	100%	100%	100.0%	100.0%	100%	100%	100%	0	100.0%	100.0%	100%	100%	100%	100.0%	100.0%
POOR	38	2	10	6	4	2	4	10	18	20	4	34	3	0	3	35	9	0	26	37	1
	79.2%	100.0%	71.4%	85.7%	80.0%	100%	100%	71.4%	85.7%	76.9%	80.0%	79.1%	75.0%	0	75.0%	79.5%	81.8%	0	81.3%	78.7%	100.0%
VERY POOR	10	0	4	1	1	0	0	4	3	6	1	9	1	0	1	9	2	1	6	10	0
	20.8%		28.6%	14.3%	20.0%			28.6%	14.3%	23.1%	20.0%	20.9%	25.0%	0	25.0%	20.5%	18.2%	100%	18.8%	21.3%	



City of Dunwoody - Community Survey
March 2023

Q35. How would you rate each of the following services offered by the Dunwoody Parks and Recreation Department? Excellent, good, poor, or very poor?

Youth offerings

Base: Total Sample

BANNER 1	GENDER				AGE GROUP					ETHNICITY					
	TOTAL	MALE	FEMALE	OTHER	18-29	30-39	40-49	50-64	65+	LATINO	WHITE	BLACK	ASIAN	MORE THAN /ONE RACE	OTHER
Total	525	239	247	1	69	102	103	111	107	34	338	63	31	14	9
	100%	100%	100.0%	100%	100%	100%	100%	100%	100%	100.0%	100%	100%	100%	100.0%	100%
GOOD (NET)	184	86	84	1	27	39	38	36	32	12	111	34	8	4	2
-----	35.0%	36.0%	34.0%	100%	39.1%	38.2%	36.9%	32.4%	29.9%	35.3%	32.8%	54.0%	25.8%	28.6%	22.2%
EXCELLENT	51	22	24	1	7	15	7	8	10	3	32	11	0	1	1
	9.7%	9.2%	9.7%	100%	10.1%	14.7%	6.8%	7.2%	9.3%	8.8%	9.5%	17.5%		7.1%	11.1%
GOOD	133	64	60	0	20	24	31	28	22	9	79	23	8	3	1
	25.3%	26.8%	24.3%		29.0%	23.5%	30.1%	25.2%	20.6%	26.5%	23.4%	36.5%	25.8%	21.4%	11.1%
POOR (NET)	57	24	30	0	3	12	21	13	5	6	32	4	5	6	1
-----	10.9%	10.0%	12.1%		4.3%	11.8%	20.4%	11.7%	4.7%	17.6%	9.5%	6.3%	16.1%	42.9%	11.1%
POOR	43	20	22	0	2	8	17	11	3	5	23	3	5	5	1
	8.2%	8.4%	8.9%		2.9%	7.8%	16.5%	9.9%	2.8%	14.7%	6.8%	4.8%	16.1%	35.7%	11.1%
VERY POOR	14	4	8	0	1	4	4	2	2	1	9	1	0	1	0
	2.7%	1.7%	3.2%		1.4%	3.9%	3.9%	1.8%	1.9%	2.9%	2.7%	1.6%		7.1%	
DON'T KNOW	284	129	133	0	39	51	44	62	70	16	195	25	18	4	6
	54.1%	54.0%	53.8%		56.5%	50.0%	42.7%	55.9%	65.4%	47.1%	57.7%	39.7%	58.1%	28.6%	66.7%



City of Dunwoody - Community Survey
March 2023

Q35. How would you rate each of the following services offered by the Dunwoody Parks and Recreation Department? Excellent, good, poor, or very poor?

Youth offerings

Base: Total Sample

BANNER 2

	YEARS LIVED IN DUNWOODY								CHILDREN IN HOUSEHOLD		BUSINESS OWNERSHIP		MODE						LANGUAGE		
	TOTAL	LESS THAN 1	2 TO 3	4 TO 5	6 TO 10	11 TO 15	16 TO 20	21 YEARS AND OVER	YES	NO	YES	NO	PHONE [NET]	LAND-LINE	MOBILE	ONLINE [NET]	EMAIL	TEXT	MAIL [NET]	ENGLISH	SPANISH
			YEAR	YEARS	YEARS	YEARS	YEARS	YEARS													
Total	525 100%	26 100.0%	98 100%	54 100%	90 100%	49 100%	54 100%	153 100%	188 100.0%	316 100.0%	51 100%	474 100%	42 100%	4 100%	38 100.0%	483 100.0%	140 100%	16 100%	327 100%	512 100.0%	13 100.0%
GOOD (NET)	184 35.0%	5 19.2%	29 29.6%	16 29.6%	34 37.8%	22 44.9%	26 48.1%	51 33.3%	76 40.4%	99 31.3%	24 47.1%	160 33.8%	24 57.1%	2 50.0%	22 57.9%	160 33.1%	39 27.9%	7 43.8%	114 34.9%	179 35.0%	5 38.5%
EXCELLENT	51 9.7%	1 3.8%	3 3.1%	9 16.7%	8 8.9%	5 10.2%	7 13.0%	18 11.8%	21 11.2%	28 8.9%	7 13.7%	44 9.3%	8 19.0%	1 25.0%	7 18.4%	43 8.9%	12 8.6%	0	31 9.5%	49 9.6%	2 15.4%
GOOD	133 25.3%	4 15.4%	26 26.5%	7 13.0%	26 28.9%	17 34.7%	19 35.2%	33 21.6%	55 29.3%	71 22.5%	17 33.3%	116 24.5%	16 38.1%	1 25.0%	15 39.5%	117 24.2%	27 19.3%	7 43.8%	83 25.4%	130 25.4%	3 23.1%
POOR (NET)	57 10.9%	1 3.8%	11 11.2%	7 13.0%	12 13.3%	9 18.4%	8 14.8%	9 5.9%	38 20.2%	19 6.0%	7 13.7%	50 10.5%	7 16.7%	1 25.0%	6 15.8%	50 10.4%	13 9.3%	0	37 11.3%	53 10.4%	4 30.8%
POOR	43 8.2%	1 3.8%	7 7.1%	5 9.3%	10 11.1%	9 18.4%	5 9.3%	6 3.9%	31 16.5%	12 3.8%	6 11.8%	37 7.8%	6 14.3%	1 25.0%	5 13.2%	37 7.7%	10 7.1%	0	27 8.3%	40 7.8%	3 23.1%
VERY POOR	14 2.7%	0	4 4.1%	2 3.7%	2 2.2%	0	3 5.6%	3 2.0%	7 3.7%	7 2.2%	1 2.0%	13 2.7%	1 2.4%	0	1 2.6%	13 2.7%	3 2.1%	0	10 3.1%	13 2.5%	1 7.7%
DON'T KNOW	284 54.1%	20 76.9%	58 59.2%	31 57.4%	44 48.9%	18 36.7%	20 37.0%	93 60.8%	74 39.4%	198 62.7%	20 39.2%	264 55.7%	11 26.2%	1 25.0%	10 26.3%	273 56.5%	88 62.9%	9 56.3%	176 53.8%	280 54.7%	4 30.8%



City of Dunwoody - Community Survey
March 2023

Q35A. How would you rate each of the following services offered by the Dunwoody Parks and Recreation Department? Excellent, good, poor, or very poor?

Youth offerings

Base: Good/Poor

BANNER 1

	GENDER			AGE GROUP					ETHNICITY					MORE THAN	
	TOTAL	MALE	FEMALE	OTHER	18-29	30-39	40-49	50-64	65+	LATINO	WHITE	BLACK	ASIAN	/ONE RACE	OTHER
GOOD (NET)	184	86	84	1	27	39	38	36	32	12	111	34	8	4	2
-----	100%	100%	100.0%	100%	100%	100%	100%	100%	100%	100.0%	100%	100%	100%	100.0%	100%
EXCELLENT	51	22	24	1	7	15	7	8	10	3	32	11	0	1	1
	27.7%	25.6%	28.6%	100%	25.9%	38.5%	18.4%	22.2%	31.3%	25.0%	28.8%	32.4%		25.0%	50.0%
GOOD	133	64	60	0	20	24	31	28	22	9	79	23	8	3	1
	72.3%	74.4%	71.4%		74.1%	61.5%	81.6%	77.8%	68.8%	75.0%	71.2%	67.6%	100%	75.0%	50.0%
POOR (NET)	57	24	30	0	3	12	21	13	5	6	32	4	5	6	1
-----	100%	100%	100.0%		100%	100%	100%	100%	100%	100.0%	100%	100%	100%	100.0%	100%
POOR	43	20	22	0	2	8	17	11	3	5	23	3	5	5	1
	75.4%	83.3%	73.3%		66.7%	66.7%	81.0%	84.6%	60.0%	83.3%	71.9%	75.0%	100%	83.3%	100%
VERY POOR	14	4	8	0	1	4	4	2	2	1	9	1	0	1	0
	24.6%	16.7%	26.7%		33.3%	33.3%	19.0%	15.4%	40.0%	16.7%	28.1%	25.0%		16.7%	



City of Dunwoody - Community Survey
March 2023

Q35A. How would you rate each of the following services offered by the Dunwoody Parks and Recreation Department? Excellent, good, poor, or very poor?

Youth offerings

Base: Good/Poor

BANNER 2

	YEARS LIVED IN DUNWOODY								CHILDREN IN HOUSEHOLD		BUSINESS OWNERSHIP		MODE						LANGUAGE		
	TOTAL	LESS THAN 1	2 TO 3	4 TO 5	6 TO 10	11 TO 15	16 TO 20	21 YEARS AND OVER	YES	NO	YES	NO	PHONE [NET]	LAND-LINE	MOBILE	ONLINE [NET]	EMAIL	TEXT	MAIL [NET]	ENGLISH	SPANISH
			YEAR	YEARS	YEARS	YEARS	YEARS	YEARS													
GOOD (NET)	184	5	29	16	34	22	26	51	76	99	24	160	24	2	22	160	39	7	114	179	5
-----	100%	100.0%	100%	100%	100%	100%	100%	100%	100.0%	100.0%	100%	100%	100%	100%	100.0%	100.0%	100%	100%	100%	100.0%	100.0%
EXCELLENT	51	1	3	9	8	5	7	18	21	28	7	44	8	1	7	43	12	0	31	49	2
	27.7%	20.0%	10.3%	56.3%	23.5%	22.7%	26.9%	35.3%	27.6%	28.3%	29.2%	27.5%	33.3%	50.0%	31.8%	26.9%	30.8%		27.2%	27.4%	40.0%
GOOD	133	4	26	7	26	17	19	33	55	71	17	116	16	1	15	117	27	7	83	130	3
	72.3%	80.0%	89.7%	43.8%	76.5%	77.3%	73.1%	64.7%	72.4%	71.7%	70.8%	72.5%	66.7%	50.0%	68.2%	73.1%	69.2%	100%	72.8%	72.6%	60.0%
POOR (NET)	57	1	11	7	12	9	8	9	38	19	7	50	7	1	6	50	13	0	37	53	4
-----	100%	100.0%	100%	100%	100%	100%	100%	100%	100.0%	100.0%	100%	100%	100%	100%	100.0%	100.0%	100%		100%	100.0%	100.0%
POOR	43	1	7	5	10	9	5	6	31	12	6	37	6	1	5	37	10	0	27	40	3
	75.4%	100.0%	63.6%	71.4%	83.3%	100%	62.5%	66.7%	81.6%	63.2%	85.7%	74.0%	85.7%	100%	83.3%	74.0%	76.9%		73.0%	75.5%	75.0%
VERY POOR	14	0	4	2	2	0	3	3	7	7	1	13	1	0	1	13	3	0	10	13	1
	24.6%		36.4%	28.6%	16.7%		37.5%	33.3%	18.4%	36.8%	14.3%	26.0%	14.3%		16.7%	26.0%	23.1%		27.0%	24.5%	25.0%



City of Dunwoody - Community Survey
March 2023

Q36. How would you rate each of the following services offered by the Dunwoody Parks and Recreation Department? Excellent, good, poor, or very poor?

Overall quality of Dunwoody parks

Base: Total Sample

BANNER 1	GENDER				AGE GROUP					ETHNICITY					
	TOTAL	MALE	FEMALE	OTHER	18-29	30-39	40-49	50-64	65+	LATINO	WHITE	BLACK	ASIAN	MORE THAN /ONE RACE	OTHER
Total	525	239	247	1	69	102	103	111	107	34	338	63	31	14	9
	100%	100%	100.0%	100%	100%	100%	100%	100%	100%	100.0%	100%	100%	100%	100.0%	100%
GOOD (NET)	485	220	232	1	63	101	101	100	95	30	315	61	26	14	9
-----	92.4%	92.1%	93.9%	100%	91.3%	99.0%	98.1%	90.1%	88.8%	88.2%	93.2%	96.8%	83.9%	100.0%	100%
EXCELLENT	195	84	101	1	27	49	37	40	37	13	133	25	9	4	3
	37.1%	35.1%	40.9%	100%	39.1%	48.0%	35.9%	36.0%	34.6%	38.2%	39.3%	39.7%	29.0%	28.6%	33.3%
GOOD	290	136	131	0	36	52	64	60	58	17	182	36	17	10	6
	55.2%	56.9%	53.0%		52.2%	51.0%	62.1%	54.1%	54.2%	50.0%	53.8%	57.1%	54.8%	71.4%	66.7%
POOR (NET)	9	6	2	0	1	0	1	3	3	0	6	0	2	0	0
-----	1.7%	2.5%	0.8%		1.4%		1.0%	2.7%	2.8%		1.8%		6.5%		
POOR	9	6	2	0	1	0	1	3	3	0	6	0	2	0	0
	1.7%	2.5%	0.8%		1.4%		1.0%	2.7%	2.8%		1.8%		6.5%		
VERY POOR	0	0	0	0	0	0	0	0	0	0	0	0	0	0	0
DON'T KNOW	31	13	13	0	5	1	1	8	9	4	17	2	3	0	0
	5.9%	5.4%	5.3%		7.2%	1.0%	1.0%	7.2%	8.4%	11.8%	5.0%	3.2%	9.7%		



City of Dunwoody - Community Survey
March 2023

Q36. How would you rate each of the following services offered by the Dunwoody Parks and Recreation Department? Excellent, good, poor, or very poor?

Overall quality of Dunwoody parks

Base: Total Sample

BANNER 2

	YEARS LIVED IN DUNWOODY								CHILDREN IN HOUSEHOLD		BUSINESS OWNERSHIP		MODE						LANGUAGE		
	TOTAL	LESS THAN 1	2 TO 3	4 TO 5	6 TO 10	11 TO 15	16 TO 20	21 YEARS AND OVER	YES	NO	YES	NO	PHONE [NET]	LAND-LINE	MOBILE	ONLINE [NET]	EMAIL	TEXT	MAIL [NET]	ENGLISH	SPANISH
			YEAR	YEARS	YEARS	YEARS	YEARS	YEARS													
Total	525 100%	26 100.0%	98 100%	54 100%	90 100%	49 100%	54 100%	153 100%	188 100.0%	316 100.0%	51 100%	474 100%	42 100%	4 100%	38 100.0%	483 100.0%	140 100%	16 100%	327 100%	512 100.0%	13 100.0%
GOOD (NET) -----	485 92.4%	22 84.6%	93 94.9%	48 88.9%	87 96.7%	49 100%	50 92.6%	135 88.2%	185 98.4%	283 89.6%	49 96.1%	436 92.0%	42 100%	4 100%	38 100.0%	443 91.7%	120 85.7%	14 87.5%	309 94.5%	472 92.2%	13 100.0%
EXCELLENT	195 37.1%	7 26.9%	43 43.9%	22 40.7%	39 43.3%	16 32.7%	23 42.6%	45 29.4%	83 44.1%	108 34.2%	19 37.3%	176 37.1%	20 47.6%	3 75.0%	17 44.7%	175 36.2%	38 27.1%	3 18.8%	134 41.0%	189 36.9%	6 46.2%
GOOD	290 55.2%	15 57.7%	50 51.0%	26 48.1%	48 53.3%	33 67.3%	27 50.0%	90 58.8%	102 54.3%	175 55.4%	30 58.8%	260 54.9%	22 52.4%	1 25.0%	21 55.3%	268 55.5%	82 58.6%	11 68.8%	175 53.5%	283 55.3%	7 53.8%
POOR (NET) -----	9 1.7%	1 3.8%	1 1.0%	1 1.9%	1 1.1%	0	1 1.9%	4 2.6%	3 1.6%	6 1.9%	2 3.9%	7 1.5%	0	0	0	9 1.9%	4 2.9%	0	5 1.5%	9 1.8%	0
POOR	9 1.7%	1 3.8%	1 1.0%	1 1.9%	1 1.1%	0	1 1.9%	4 2.6%	3 1.6%	6 1.9%	2 3.9%	7 1.5%	0	0	0	9 1.9%	4 2.9%	0	5 1.5%	9 1.8%	0
VERY POOR	0	0	0	0	0	0	0	0	0	0	0	0	0	0	0	0	0	0	0	0	0
DON'T KNOW	31 5.9%	3 11.5%	4 4.1%	5 9.3%	2 2.2%	0	3 5.6%	14 9.2%	0	27 8.5%	0	31 6.5%	0	0	0	31 6.4%	16 11.4%	2 12.5%	13 4.0%	31 6.1%	0



City of Dunwoody - Community Survey
March 2023

Q36A. How would you rate each of the following services offered by the Dunwoody Parks and Recreation Department? Excellent, good, poor, or very poor?

Overall quality of Dunwoody parks

Base: Good/Poor

BANNER 1

	GENDER				AGE GROUP					ETHNICITY					
	TOTAL	MALE	FEMALE	OTHER	18-29	30-39	40-49	50-64	65+	LATINO	WHITE	BLACK	ASIAN	MORE THAN /ONE RACE	OTHER
GOOD (NET)	485	220	232	1	63	101	101	100	95	30	315	61	26	14	9
-----	100%	100%	100.0%	100%	100%	100%	100%	100%	100%	100.0%	100%	100%	100%	100.0%	100%
EXCELLENT	195	84	101	1	27	49	37	40	37	13	133	25	9	4	3
	40.2%	38.2%	43.5%	100%	42.9%	48.5%	36.6%	40.0%	38.9%	43.3%	42.2%	41.0%	34.6%	28.6%	33.3%
GOOD	290	136	131	0	36	52	64	60	58	17	182	36	17	10	6
	59.8%	61.8%	56.5%		57.1%	51.5%	63.4%	60.0%	61.1%	56.7%	57.8%	59.0%	65.4%	71.4%	66.7%
POOR (NET)	9	6	2	0	1	0	1	3	3	0	6	0	2	0	0
-----	100%	100%	100.0%		100%		100%	100%	100%		100%		100%		
POOR	9	6	2	0	1	0	1	3	3	0	6	0	2	0	0
	100%	100%	100.0%		100%		100%	100%	100%		100%		100%		
VERY POOR	0	0	0	0	0	0	0	0	0	0	0	0	0	0	0



City of Dunwoody - Community Survey
March 2023

Q36A. How would you rate each of the following services offered by the Dunwoody Parks and Recreation Department? Excellent, good, poor, or very poor?

Overall quality of Dunwoody parks

Base: Good/Poor

BANNER 2

	YEARS LIVED IN DUNWOODY								CHILDREN IN HOUSEHOLD		BUSINESS OWNERSHIP		MODE						LANGUAGE		
	TOTAL	LESS THAN 1 YEAR	2 TO 3 YEARS	4 TO 5 YEARS	6 TO 10 YEARS	11 TO 15 YEARS	16 TO 20 YEARS	21 YEARS AND OVER	YES	NO	YES	NO	PHONE [NET]	LAND-LINE	MOBILE	ONLINE [NET]	EMAIL	TEXT	MAIL [NET]	ENGLISH	SPANISH
GOOD (NET)	485	22	93	48	87	49	50	135	185	283	49	436	42	4	38	443	120	14	309	472	13
-----	100%	100.0%	100%	100%	100%	100%	100%	100%	100.0%	100.0%	100%	100%	100%	100%	100.0%	100%	100%	100%	100%	100.0%	100.0%
EXCELLENT	195	7	43	22	39	16	23	45	83	108	19	176	20	3	17	175	38	3	134	189	6
	40.2%	31.8%	46.2%	45.8%	44.8%	32.7%	46.0%	33.3%	44.9%	38.2%	38.8%	40.4%	47.6%	75.0%	44.7%	39.5%	31.7%	21.4%	43.4%	40.0%	46.2%
GOOD	290	15	50	26	48	33	27	90	102	175	30	260	22	1	21	268	82	11	175	283	7
	59.8%	68.2%	53.8%	54.2%	55.2%	67.3%	54.0%	66.7%	55.1%	61.8%	61.2%	59.6%	52.4%	25.0%	55.3%	60.5%	68.3%	78.6%	56.6%	60.0%	53.8%
POOR (NET)	9	1	1	1	1	0	1	4	3	6	2	7	0	0	0	9	4	0	5	9	0
-----	100%	100.0%	100%	100%	100%		100%	100%	100.0%	100.0%	100%	100%				100.0%	100%		100%	100.0%	
POOR	9	1	1	1	1	0	1	4	3	6	2	7	0	0	0	9	4	0	5	9	0
	100%	100.0%	100%	100%	100%		100%	100%	100.0%	100.0%	100%	100%				100.0%	100%		100%	100.0%	
VERY POOR	0	0	0	0	0	0	0	0	0	0	0	0	0	0	0	0	0	0	0	0	0



City of Dunwoody - Community Survey
March 2023

Q37. How would you rate each of the following services offered by the Dunwoody Parks and Recreation Department? Excellent, good, poor, or very poor?

Water river feature at Brook Run Park

Base: Total Sample

BANNER 1	GENDER				AGE GROUP					ETHNICITY					
	TOTAL	MALE	FEMALE	OTHER	18-29	30-39	40-49	50-64	65+	LATINO	WHITE	BLACK	ASIAN	MORE THAN /ONE RACE	OTHER
Total	525	239	247	1	69	102	103	111	107	34	338	63	31	14	9
	100%	100%	100.0%	100%	100%	100%	100%	100%	100%	100.0%	100%	100%	100%	100.0%	100%
GOOD (NET)	266	131	122	0	42	61	60	50	44	17	166	43	14	8	5
-----	50.7%	54.8%	49.4%		60.9%	59.8%	58.3%	45.0%	41.1%	50.0%	49.1%	68.3%	45.2%	57.1%	55.6%
EXCELLENT	98	47	47	0	18	27	22	16	13	6	65	17	4	1	1
	18.7%	19.7%	19.0%		26.1%	26.5%	21.4%	14.4%	12.1%	17.6%	19.2%	27.0%	12.9%	7.1%	11.1%
GOOD	168	84	75	0	24	34	38	34	31	11	101	26	10	7	4
	32.0%	35.1%	30.4%		34.8%	33.3%	36.9%	30.6%	29.0%	32.4%	29.9%	41.3%	32.3%	50.0%	44.4%
POOR (NET)	67	26	36	0	5	18	19	16	6	2	49	2	3	5	1
-----	12.8%	10.9%	14.6%		7.2%	17.6%	18.4%	14.4%	5.6%	5.9%	14.5%	3.2%	9.7%	35.7%	11.1%
POOR	44	16	24	0	4	10	15	8	5	2	31	2	1	3	1
	8.4%	6.7%	9.7%		5.8%	9.8%	14.6%	7.2%	4.7%	5.9%	9.2%	3.2%	3.2%	21.4%	11.1%
VERY POOR	23	10	12	0	1	8	4	8	1	0	18	0	2	2	0
	4.4%	4.2%	4.9%		1.4%	7.8%	3.9%	7.2%	0.9%		5.3%		6.5%	14.3%	
DON'T KNOW	192	82	89	1	22	23	24	45	57	15	123	18	14	1	3
	36.6%	34.3%	36.0%	100%	31.9%	22.5%	23.3%	40.5%	53.3%	44.1%	36.4%	28.6%	45.2%	7.1%	33.3%



City of Dunwoody - Community Survey
March 2023

Q37. How would you rate each of the following services offered by the Dunwoody Parks and Recreation Department? Excellent, good, poor, or very poor?

Water river feature at Brook Run Park

Base: Total Sample

BANNER 2

	YEARS LIVED IN DUNWOODY								CHILDREN IN HOUSEHOLD		BUSINESS OWNERSHIP		MODE						LANGUAGE		
	TOTAL	LESS THAN 1	2 TO 3	4 TO 5	6 TO 10	11 TO 15	16 TO 20	21 YEARS AND OVER	YES	NO	YES	NO	PHONE [NET]	LAND-LINE	MOBILE	ONLINE [NET]	EMAIL	TEXT	MAIL [NET]	ENGLISH	SPANISH
			YEAR	YEARS	YEARS	YEARS	YEARS	YEARS													
Total	525 100%	26 100.0%	98 100%	54 100%	90 100%	49 100%	54 100%	153 100%	188 100.0%	316 100.0%	51 100%	474 100%	42 100%	4 100%	38 100.0%	483 100.0%	140 100%	16 100%	327 100%	512 100.0%	13 100.0%
GOOD (NET)	266 50.7%	18 69.2%	52 53.1%	32 59.3%	57 63.3%	26 53.1%	26 48.1%	54 35.3%	116 61.7%	143 45.3%	22 43.1%	244 51.5%	33 78.6%	4 100%	29 76.3%	233 48.2%	62 44.3%	8 50.0%	163 49.8%	257 50.2%	9 69.2%
EXCELLENT	98 18.7%	9 34.6%	21 21.4%	15 27.8%	21 23.3%	6 12.2%	11 20.4%	15 9.8%	45 23.9%	53 16.8%	7 13.7%	91 19.2%	9 21.4%	1 25.0%	8 21.1%	89 18.4%	18 12.9%	3 18.8%	68 20.8%	94 18.4%	4 30.8%
GOOD	168 32.0%	9 34.6%	31 31.6%	17 31.5%	36 40.0%	20 40.8%	15 27.8%	39 25.5%	71 37.8%	90 28.5%	15 29.4%	153 32.3%	24 57.1%	3 75.0%	21 55.3%	144 29.8%	44 31.4%	5 31.3%	95 29.1%	163 31.8%	5 38.5%
POOR (NET)	67 12.8%	0	12 12.2%	7 13.0%	12 13.3%	11 22.4%	11 20.4%	14 9.2%	39 20.7%	27 8.5%	10 19.6%	57 12.0%	4 9.5%	0	4 10.5%	63 13.0%	13 9.3%	0	50 15.3%	65 12.7%	2 15.4%
POOR	44 8.4%	0	8 8.2%	6 11.1%	8 8.9%	7 14.3%	7 13.0%	8 5.2%	25 13.3%	18 5.7%	8 15.7%	36 7.6%	3 7.1%	0	3 7.9%	41 8.5%	8 5.7%	0	33 10.1%	43 8.4%	1 7.7%
VERY POOR	23 4.4%	0	4 4.1%	1 1.9%	4 4.4%	4 8.2%	4 7.4%	6 3.9%	14 7.4%	9 2.8%	2 3.9%	21 4.4%	1 2.4%	0	1 2.6%	22 4.6%	5 3.6%	0	17 5.2%	22 4.3%	1 7.7%
DON'T KNOW	192 36.6%	8 30.8%	34 34.7%	15 27.8%	21 23.3%	12 24.5%	17 31.5%	85 55.6%	33 17.6%	146 46.2%	19 37.3%	173 36.5%	5 11.9%	0	5 13.2%	187 38.7%	65 46.4%	8 50.0%	114 34.9%	190 37.1%	2 15.4%



City of Dunwoody - Community Survey
March 2023

Q37A. How would you rate each of the following services offered by the Dunwoody Parks and Recreation Department? Excellent, good, poor, or very poor?

Water river feature at Brook Run Park

Base: Good/Poor

BANNER 1

	GENDER			AGE GROUP					ETHNICITY						
	TOTAL	MALE	FEMALE	OTHER	18-29	30-39	40-49	50-64	65+	LATINO	WHITE	BLACK	ASIAN	MORE THAN /ONE RACE	OTHER
GOOD (NET)	266	131	122	0	42	61	60	50	44	17	166	43	14	8	5
-----	100%	100%	100.0%		100%	100%	100%	100%	100%	100.0%	100%	100%	100%	100.0%	100%
EXCELLENT	98	47	47	0	18	27	22	16	13	6	65	17	4	1	1
	36.8%	35.9%	38.5%		42.9%	44.3%	36.7%	32.0%	29.5%	35.3%	39.2%	39.5%	28.6%	12.5%	20.0%
GOOD	168	84	75	0	24	34	38	34	31	11	101	26	10	7	4
	63.2%	64.1%	61.5%		57.1%	55.7%	63.3%	68.0%	70.5%	64.7%	60.8%	60.5%	71.4%	87.5%	80.0%
POOR (NET)	67	26	36	0	5	18	19	16	6	2	49	2	3	5	1
-----	100%	100%	100.0%		100%	100%	100%	100%	100%	100.0%	100%	100%	100%	100.0%	100%
POOR	44	16	24	0	4	10	15	8	5	2	31	2	1	3	1
	65.7%	61.5%	66.7%		80.0%	55.6%	78.9%	50.0%	83.3%	100.0%	63.3%	100%	33.3%	60.0%	100%
VERY POOR	23	10	12	0	1	8	4	8	1	0	18	0	2	2	0
	34.3%	38.5%	33.3%		20.0%	44.4%	21.1%	50.0%	16.7%		36.7%		66.7%	40.0%	



City of Dunwoody - Community Survey
March 2023

Q37A. How would you rate each of the following services offered by the Dunwoody Parks and Recreation Department? Excellent, good, poor, or very poor?

Water river feature at Brook Run Park

Base: Good/Poor

BANNER 2

	YEARS LIVED IN DUNWOODY								CHILDREN IN HOUSEHOLD		BUSINESS OWNERSHIP		MODE						LANGUAGE		
	TOTAL	LESS THAN 1	2 TO 3	4 TO 5	6 TO 10	11 TO 15	16 TO 20	21 YEARS AND OVER	YES	NO	YES	NO	PHONE [NET]	LAND-LINE	MOBILE	ONLINE [NET]	EMAIL	TEXT	MAIL [NET]	ENGLISH	SPANISH
			YEAR	YEARS	YEARS	YEARS	YEARS	YEARS													
GOOD (NET)	266	18	52	32	57	26	26	54	116	143	22	244	33	4	29	233	62	8	163	257	9
-----	100%	100.0%	100%	100%	100%	100%	100%	100%	100.0%	100.0%	100%	100%	100%	100%	100.0%	100.0%	100%	100%	100%	100.0%	100.0%
EXCELLENT	98	9	21	15	21	6	11	15	45	53	7	91	9	1	8	89	18	3	68	94	4
	36.8%	50.0%	40.4%	46.9%	36.8%	23.1%	42.3%	27.8%	38.8%	37.1%	31.8%	37.3%	27.3%	25.0%	27.6%	38.2%	29.0%	37.5%	41.7%	36.6%	44.4%
GOOD	168	9	31	17	36	20	15	39	71	90	15	153	24	3	21	144	44	5	95	163	5
	63.2%	50.0%	59.6%	53.1%	63.2%	76.9%	57.7%	72.2%	61.2%	62.9%	68.2%	62.7%	72.7%	75.0%	72.4%	61.8%	71.0%	62.5%	58.3%	63.4%	55.6%
POOR (NET)	67	0	12	7	12	11	11	14	39	27	10	57	4	0	4	63	13	0	50	65	2
-----	100%		100%	100%	100%	100%	100%	100%	100.0%	100.0%	100%	100%	100%		100.0%	100.0%	100%		100%	100.0%	100.0%
POOR	44	0	8	6	8	7	7	8	25	18	8	36	3	0	3	41	8	0	33	43	1
	65.7%		66.7%	85.7%	66.7%	63.6%	63.6%	57.1%	64.1%	66.7%	80.0%	63.2%	75.0%		75.0%	65.1%	61.5%		66.0%	66.2%	50.0%
VERY POOR	23	0	4	1	4	4	4	6	14	9	2	21	1	0	1	22	5	0	17	22	1
	34.3%		33.3%	14.3%	33.3%	36.4%	36.4%	42.9%	35.9%	33.3%	20.0%	36.8%	25.0%		25.0%	34.9%	38.5%		34.0%	33.8%	50.0%



City of Dunwoody - Community Survey
March 2023

Q38. How would you rate each of the following services offered by the Dunwoody Parks and Recreation Department? Excellent, good, poor, or very poor?

Baseball/Softball fields

Base: Total Sample

BANNER 1	GENDER				AGE GROUP					ETHNICITY					
	TOTAL	MALE	FEMALE	OTHER	18-29	30-39	40-49	50-64	65+	LATINO	WHITE	BLACK	ASIAN	MORE THAN /ONE RACE	OTHER
Total	525	239	247	1	69	102	103	111	107	34	338	63	31	14	9
	100%	100%	100.0%	100%	100%	100%	100%	100%	100%	100.0%	100%	100%	100%	100.0%	100%
GOOD (NET)	309	154	136	1	38	63	60	65	68	19	199	41	18	10	4
-----	58.9%	64.4%	55.1%	100%	55.1%	61.8%	58.3%	58.6%	63.6%	55.9%	58.9%	65.1%	58.1%	71.4%	44.4%
EXCELLENT	136	71	58	1	17	27	24	33	30	5	95	18	8	3	2
	25.9%	29.7%	23.5%	100%	24.6%	26.5%	23.3%	29.7%	28.0%	14.7%	28.1%	28.6%	25.8%	21.4%	22.2%
GOOD	173	83	78	0	21	36	36	32	38	14	104	23	10	7	2
	33.0%	34.7%	31.6%		30.4%	35.3%	35.0%	28.8%	35.5%	41.2%	30.8%	36.5%	32.3%	50.0%	22.2%
POOR (NET)	23	13	10	0	6	4	8	3	2	0	22	0	1	0	0
-----	4.4%	5.4%	4.0%		8.7%	3.9%	7.8%	2.7%	1.9%		6.5%		3.2%		
POOR	18	11	7	0	5	4	6	3	0	0	17	0	1	0	0
	3.4%	4.6%	2.8%		7.2%	3.9%	5.8%	2.7%			5.0%		3.2%		
VERY POOR	5	2	3	0	1	0	2	0	2	0	5	0	0	0	0
	1.0%	0.8%	1.2%		1.4%		1.9%		1.9%		1.5%				
DON'T KNOW	193	72	101	0	25	35	35	43	37	15	117	22	12	4	5
	36.8%	30.1%	40.9%		36.2%	34.3%	34.0%	38.7%	34.6%	44.1%	34.6%	34.9%	38.7%	28.6%	55.6%



City of Dunwoody - Community Survey
March 2023

Q38. How would you rate each of the following services offered by the Dunwoody Parks and Recreation Department? Excellent, good, poor, or very poor?

Baseball/Softball fields

Base: Total Sample

BANNER 2

	YEARS LIVED IN DUNWOODY								CHILDREN IN HOUSEHOLD		BUSINESS OWNERSHIP		MODE						LANGUAGE		
	TOTAL	LESS THAN 1	2 TO 3	4 TO 5	6 TO 10	11 TO 15	16 TO 20	21 YEARS AND OVER	YES	NO	YES	NO	PHONE [NET]	LAND-LINE	MOBILE	ONLINE [NET]	EMAIL	TEXT	MAIL [NET]	ENGLISH	SPANISH
			YEAR	YEARS	YEARS	YEARS	YEARS	YEARS													
Total	525 100%	26 100.0%	98 100%	54 100%	90 100%	49 100%	54 100%	153 100%	188 100.0%	316 100.0%	51 100%	474 100%	42 100%	4 100%	38 100.0%	483 100.0%	140 100%	16 100%	327 100%	512 100.0%	13 100.0%
GOOD (NET)	309 58.9%	9 34.6%	53 54.1%	30 55.6%	54 60.0%	33 67.3%	39 72.2%	90 58.8%	117 62.2%	180 57.0%	35 68.6%	274 57.8%	29 69.0%	4 100%	25 65.8%	280 58.0%	74 52.9%	10 62.5%	196 59.9%	299 58.4%	10 76.9%
EXCELLENT	136 25.9%	3 11.5%	21 21.4%	13 24.1%	25 27.8%	13 26.5%	20 37.0%	41 26.8%	49 26.1%	84 26.6%	11 21.6%	125 26.4%	9 21.4%	1 25.0%	8 21.1%	127 26.3%	29 20.7%	3 18.8%	95 29.1%	133 26.0%	3 23.1%
GOOD	173 33.0%	6 23.1%	32 32.7%	17 31.5%	29 32.2%	20 40.8%	19 35.2%	49 32.0%	68 36.2%	96 30.4%	24 47.1%	149 31.4%	20 47.6%	3 75.0%	17 44.7%	153 31.7%	45 32.1%	7 43.8%	101 30.9%	166 32.4%	7 53.8%
POOR (NET)	23 4.4%	1 3.8%	2 2.0%	3 5.6%	5 5.6%	3 6.1%	3 5.6%	6 3.9%	13 6.9%	10 3.2%	1 2.0%	22 4.6%	3 7.1%	0	3 7.9%	20 4.1%	6 4.3%	0	14 4.3%	23 4.5%	0
POOR	18 3.4%	1 3.8%	2 2.0%	3 5.6%	4 4.4%	2 4.1%	3 5.6%	3 2.0%	11 5.9%	7 2.2%	1 2.0%	17 3.6%	2 4.8%	0	2 5.3%	16 3.3%	4 2.9%	0	12 3.7%	18 3.5%	0
VERY POOR	5 1.0%	0	0	0	1 1.1%	1 2.0%	0	3 2.0%	2 1.1%	3 0.9%	0	5 1.1%	1 2.4%	0	1 2.6%	4 0.8%	2 1.4%	0	2 0.6%	5 1.0%	0
DON'T KNOW	193 36.8%	16 61.5%	43 43.9%	21 38.9%	31 34.4%	13 26.5%	12 22.2%	57 37.3%	58 30.9%	126 39.9%	15 29.4%	178 37.6%	10 23.8%	0	10 26.3%	183 37.9%	60 42.9%	6 37.5%	117 35.8%	190 37.1%	3 23.1%



City of Dunwoody - Community Survey
March 2023

Q38A. How would you rate each of the following services offered by the Dunwoody Parks and Recreation Department? Excellent, good, poor, or very poor?

Baseball/Softball fields

Base: Good/Poor

BANNER 1

	GENDER				AGE GROUP					ETHNICITY					
	TOTAL	MALE	FEMALE	OTHER	18-29	30-39	40-49	50-64	65+	LATINO	WHITE	BLACK	ASIAN	MORE THAN /ONE RACE	OTHER
GOOD (NET)	309	154	136	1	38	63	60	65	68	19	199	41	18	10	4
-----	100%	100%	100.0%	100%	100%	100%	100%	100%	100%	100.0%	100%	100%	100%	100.0%	100%
EXCELLENT	136	71	58	1	17	27	24	33	30	5	95	18	8	3	2
	44.0%	46.1%	42.6%	100%	44.7%	42.9%	40.0%	50.8%	44.1%	26.3%	47.7%	43.9%	44.4%	30.0%	50.0%
GOOD	173	83	78	0	21	36	36	32	38	14	104	23	10	7	2
	56.0%	53.9%	57.4%		55.3%	57.1%	60.0%	49.2%	55.9%	73.7%	52.3%	56.1%	55.6%	70.0%	50.0%
POOR (NET)	23	13	10	0	6	4	8	3	2	0	22	0	1	0	0
-----	100%	100%	100.0%		100%	100%	100%	100%	100%		100%		100%		
POOR	18	11	7	0	5	4	6	3	0	0	17	0	1	0	0
	78.3%	84.6%	70.0%		83.3%	100%	75.0%	100%			77.3%		100%		
VERY POOR	5	2	3	0	1	0	2	0	2	0	5	0	0	0	0
	21.7%	15.4%	30.0%		16.7%		25.0%		100%		22.7%				



City of Dunwoody - Community Survey
March 2023

Q38A. How would you rate each of the following services offered by the Dunwoody Parks and Recreation Department? Excellent, good, poor, or very poor?

Baseball/Softball fields

Base: Good/Poor

BANNER 2

	YEARS LIVED IN DUNWOODY								CHILDREN IN HOUSEHOLD		BUSINESS OWNERSHIP		MODE						LANGUAGE		
	TOTAL	LESS THAN 1	2 TO 3	4 TO 5	6 TO 10	11 TO 15	16 TO 20	21 YEARS AND OVER	YES	NO	YES	NO	PHONE [NET]	LAND-LINE	MOBILE	ONLINE [NET]	EMAIL	TEXT	MAIL [NET]	ENGLISH	SPANISH
			YEAR	YEARS	YEARS	YEARS	YEARS	YEARS													
GOOD (NET)	309	9	53	30	54	33	39	90	117	180	35	274	29	4	25	280	74	10	196	299	10
-----	100%	100.0%	100%	100%	100%	100%	100%	100%	100.0%	100.0%	100%	100%	100%	100%	100.0%	100%	100%	100%	100%	100.0%	100.0%
EXCELLENT	136	3	21	13	25	13	20	41	49	84	11	125	9	1	8	127	29	3	95	133	3
	44.0%	33.3%	39.6%	43.3%	46.3%	39.4%	51.3%	45.6%	41.9%	46.7%	31.4%	45.6%	31.0%	25.0%	32.0%	45.4%	39.2%	30.0%	48.5%	44.5%	30.0%
GOOD	173	6	32	17	29	20	19	49	68	96	24	149	20	3	17	153	45	7	101	166	7
	56.0%	66.7%	60.4%	56.7%	53.7%	60.6%	48.7%	54.4%	58.1%	53.3%	68.6%	54.4%	69.0%	75.0%	68.0%	54.6%	60.8%	70.0%	51.5%	55.5%	70.0%
POOR (NET)	23	1	2	3	5	3	3	6	13	10	1	22	3	0	3	20	6	0	14	23	0
-----	100%	100.0%	100%	100%	100%	100%	100%	100%	100.0%	100.0%	100%	100%	100%		100.0%	100.0%	100%		100%	100.0%	
POOR	18	1	2	3	4	2	3	3	11	7	1	17	2	0	2	16	4	0	12	18	0
	78.3%	100.0%	100%	100%	80.0%	66.7%	100%	50.0%	84.6%	70.0%	100%	77.3%	66.7%		66.7%	80.0%	66.7%		85.7%	78.3%	
VERY POOR	5	0	0	0	1	1	0	3	2	3	0	5	1	0	1	4	2	0	2	5	0
	21.7%				20.0%	33.3%		50.0%	15.4%	30.0%		22.7%	33.3%		33.3%	20.0%	33.3%		14.3%	21.7%	



City of Dunwoody - Community Survey
March 2023

Q39. How would you rate each of the following services offered by the Dunwoody Parks and Recreation Department? Excellent, good, poor, or very poor?

Tree Top Quest

Base: Total Sample

BANNER 1	GENDER				AGE GROUP					ETHNICITY					
	TOTAL	MALE	FEMALE	OTHER	18-29	30-39	40-49	50-64	65+	LATINO	WHITE	BLACK	ASIAN	MORE THAN /ONE RACE	OTHER
Total	525	239	247	1	69	102	103	111	107	34	338	63	31	14	9
	100%	100%	100.0%	100%	100%	100%	100%	100%	100%	100.0%	100%	100%	100%	100.0%	100%
GOOD (NET)	241	107	113	1	30	45	68	47	38	15	145	36	17	7	2
-----	45.9%	44.8%	45.7%	100%	43.5%	44.1%	66.0%	42.3%	35.5%	44.1%	42.9%	57.1%	54.8%	50.0%	22.2%
EXCELLENT	105	40	55	1	8	24	35	22	12	4	67	16	8	2	1
	20.0%	16.7%	22.3%	100%	11.6%	23.5%	34.0%	19.8%	11.2%	11.8%	19.8%	25.4%	25.8%	14.3%	11.1%
GOOD	136	67	58	0	22	21	33	25	26	11	78	20	9	5	1
	25.9%	28.0%	23.5%		31.9%	20.6%	32.0%	22.5%	24.3%	32.4%	23.1%	31.7%	29.0%	35.7%	11.1%
POOR (NET)	13	8	5	0	3	3	1	3	3	0	7	2	2	2	0
-----	2.5%	3.3%	2.0%		4.3%	2.9%	1.0%	2.7%	2.8%		2.1%	3.2%	6.5%	14.3%	
POOR	11	7	4	0	2	3	1	3	2	0	6	1	2	2	0
	2.1%	2.9%	1.6%		2.9%	2.9%	1.0%	2.7%	1.9%		1.8%	1.6%	6.5%	14.3%	
VERY POOR	2	1	1	0	1	0	0	0	1	0	1	1	0	0	0
	0.4%	0.4%	0.4%		1.4%				0.9%		0.3%	1.6%			
DON'T KNOW	271	124	129	0	36	54	34	61	66	19	186	25	12	5	7
	51.6%	51.9%	52.2%		52.2%	52.9%	33.0%	55.0%	61.7%	55.9%	55.0%	39.7%	38.7%	35.7%	77.8%



City of Dunwoody - Community Survey
March 2023

Q39. How would you rate each of the following services offered by the Dunwoody Parks and Recreation Department? Excellent, good, poor, or very poor?

Tree Top Quest

Base: Total Sample

BANNER 2

	YEARS LIVED IN DUNWOODY								CHILDREN IN HOUSEHOLD		BUSINESS OWNERSHIP		MODE						LANGUAGE		
	TOTAL	LESS THAN 1	2 TO 3	4 TO 5	6 TO 10	11 TO 15	16 TO 20	21 YEARS AND OVER	YES	NO	YES	NO	PHONE [NET]	LAND-LINE	MOBILE	ONLINE [NET]	EMAIL	TEXT	MAIL [NET]	ENGLISH	SPANISH
			YEAR	YEARS	YEARS	YEARS	YEARS	YEARS													
Total	525 100%	26 100.0%	98 100%	54 100%	90 100%	49 100%	54 100%	153 100%	188 100.0%	316 100.0%	51 100%	474 100%	42 100%	4 100%	38 100.0%	483 100.0%	140 100%	16 100%	327 100%	512 100.0%	13 100.0%
GOOD (NET)	241 45.9%	10 38.5%	29 29.6%	26 48.1%	56 62.2%	34 69.4%	30 55.6%	55 35.9%	120 63.8%	113 35.8%	28 54.9%	213 44.9%	28 66.7%	1 25.0%	27 71.1%	213 44.1%	50 35.7%	8 50.0%	155 47.4%	231 45.1%	10 76.9%
EXCELLENT	105 20.0%	5 19.2%	9 9.2%	12 22.2%	26 28.9%	17 34.7%	17 31.5%	19 12.4%	61 32.4%	43 13.6%	13 25.5%	92 19.4%	11 26.2%	0	11 28.9%	94 19.5%	19 13.6%	2 12.5%	73 22.3%	101 19.7%	4 30.8%
GOOD	136 25.9%	5 19.2%	20 20.4%	14 25.9%	30 33.3%	17 34.7%	13 24.1%	36 23.5%	59 31.4%	70 22.2%	15 29.4%	121 25.5%	17 40.5%	1 25.0%	16 42.1%	119 24.6%	31 22.1%	6 37.5%	82 25.1%	130 25.4%	6 46.2%
POOR (NET)	13 2.5%	0	3 3.1%	1 1.9%	2 2.2%	1 2.0%	3 5.6%	3 2.0%	2 1.1%	11 3.5%	0	13 2.7%	3 7.1%	1 25.0%	2 5.3%	10 2.1%	3 2.1%	0	7 2.1%	13 2.5%	0
POOR	11 2.1%	0	3 3.1%	1 1.9%	2 2.2%	1 2.0%	1 1.9%	3 2.0%	2 1.1%	9 2.8%	0	11 2.3%	2 4.8%	1 25.0%	1 2.6%	9 1.9%	3 2.1%	0	6 1.8%	11 2.1%	0
VERY POOR	2 0.4%	0	0	0	0	0	2 3.7%	0	0	2 0.6%	0	2 0.4%	1 2.4%	0	1 2.6%	1 0.2%	0	0	1 0.3%	2 0.4%	0
DON'T KNOW	271 51.6%	16 61.5%	66 67.3%	27 50.0%	32 35.6%	14 28.6%	21 38.9%	95 62.1%	66 35.1%	192 60.8%	23 45.1%	248 52.3%	11 26.2%	2 50.0%	9 23.7%	260 53.8%	87 62.1%	8 50.0%	165 50.5%	268 52.3%	3 23.1%



City of Dunwoody - Community Survey
March 2023

Q39A. How would you rate each of the following services offered by the Dunwoody Parks and Recreation Department? Excellent, good, poor, or very poor?

Tree Top Quest

Base: Good/Poor

BANNER 1

	GENDER				AGE GROUP					ETHNICITY					
	TOTAL	MALE	FEMALE	OTHER	18-29	30-39	40-49	50-64	65+	LATINO	WHITE	BLACK	ASIAN	MORE THAN /ONE RACE	OTHER
GOOD (NET)	241	107	113	1	30	45	68	47	38	15	145	36	17	7	2
-----	100%	100%	100.0%	100%	100%	100%	100%	100%	100%	100.0%	100%	100%	100%	100.0%	100%
EXCELLENT	105	40	55	1	8	24	35	22	12	4	67	16	8	2	1
	43.6%	37.4%	48.7%	100%	26.7%	53.3%	51.5%	46.8%	31.6%	26.7%	46.2%	44.4%	47.1%	28.6%	50.0%
GOOD	136	67	58	0	22	21	33	25	26	11	78	20	9	5	1
	56.4%	62.6%	51.3%		73.3%	46.7%	48.5%	53.2%	68.4%	73.3%	53.8%	55.6%	52.9%	71.4%	50.0%
POOR (NET)	13	8	5	0	3	3	1	3	3	0	7	2	2	2	0
-----	100%	100%	100.0%		100%	100%	100%	100%	100%		100%	100%	100%	100.0%	
POOR	11	7	4	0	2	3	1	3	2	0	6	1	2	2	0
	84.6%	87.5%	80.0%		66.7%	100%	100%	100%	66.7%		85.7%	50.0%	100%	100.0%	
VERY POOR	2	1	1	0	1	0	0	0	1	0	1	1	0	0	0
	15.4%	12.5%	20.0%		33.3%				33.3%		14.3%	50.0%			



City of Dunwoody - Community Survey
March 2023

Q39A. How would you rate each of the following services offered by the Dunwoody Parks and Recreation Department? Excellent, good, poor, or very poor?

Tree Top Quest

Base: Good/Poor

BANNER 2

	YEARS LIVED IN DUNWOODY								CHILDREN IN HOUSEHOLD		BUSINESS OWNERSHIP		MODE						LANGUAGE		
	TOTAL	LESS THAN 1 YEAR	2 TO 3 YEARS	4 TO 5 YEARS	6 TO 10 YEARS	11 TO 15 YEARS	16 TO 20 YEARS	21 YEARS AND OVER	YES	NO	YES	NO	PHONE [NET]	LAND-LINE	MOBILE	ONLINE [NET]	EMAIL	TEXT	MAIL [NET]	ENGLISH	SPANISH
GOOD (NET)	241	10	29	26	56	34	30	55	120	113	28	213	28	1	27	213	50	8	155	231	10
-----	100%	100.0%	100%	100%	100%	100%	100%	100%	100.0%	100.0%	100%	100%	100%	100%	100.0%	100%	100%	100%	100%	100.0%	100.0%
EXCELLENT	105	5	9	12	26	17	17	19	61	43	13	92	11	0	11	94	19	2	73	101	4
	43.6%	50.0%	31.0%	46.2%	46.4%	50.0%	56.7%	34.5%	50.8%	38.1%	46.4%	43.2%	39.3%		40.7%	44.1%	38.0%	25.0%	47.1%	43.7%	40.0%
GOOD	136	5	20	14	30	17	13	36	59	70	15	121	17	1	16	119	31	6	82	130	6
	56.4%	50.0%	69.0%	53.8%	53.6%	50.0%	43.3%	65.5%	49.2%	61.9%	53.6%	56.8%	60.7%	100%	59.3%	55.9%	62.0%	75.0%	52.9%	56.3%	60.0%
POOR (NET)	13	0	3	1	2	1	3	3	2	11	0	13	3	1	2	10	3	0	7	13	0
-----	100%		100%	100%	100%	100%	100%	100%	100.0%	100.0%		100%	100%	100%	100.0%	100%	100%		100%	100.0%	
POOR	11	0	3	1	2	1	1	3	2	9	0	11	2	1	1	9	3	0	6	11	0
	84.6%		100%	100%	100%	100%	33.3%	100%	100.0%	81.8%		84.6%	66.7%	100%	50.0%	90.0%	100%		85.7%	84.6%	
VERY POOR	2	0	0	0	0	0	2	0	0	2	0	2	1	0	1	1	0	0	1	2	0
	15.4%						66.7%			18.2%		15.4%	33.3%		50.0%	10.0%			14.3%	15.4%	



City of Dunwoody - Community Survey
March 2023

Q40. How would you rate each of the following services offered by the Dunwoody Parks and Recreation Department? Excellent, good, poor, or very poor?

Tennis courts

Base: Total Sample

BANNER 1	GENDER				AGE GROUP					ETHNICITY					
	TOTAL	MALE	FEMALE	OTHER	18-29	30-39	40-49	50-64	65+	LATINO	WHITE	BLACK	ASIAN	MORE THAN /ONE RACE	OTHER
Total	525	239	247	1	69	102	103	111	107	34	338	63	31	14	9
	100%	100%	100.0%	100%	100%	100%	100%	100%	100%	100.0%	100%	100%	100%	100.0%	100%
GOOD (NET)	194	87	92	1	27	44	48	35	31	16	109	35	13	6	3
-----	37.0%	36.4%	37.2%	100%	39.1%	43.1%	46.6%	31.5%	29.0%	47.1%	32.2%	55.6%	41.9%	42.9%	33.3%
EXCELLENT	48	19	26	1	5	13	12	8	8	5	28	11	1	1	0
	9.1%	7.9%	10.5%	100%	7.2%	12.7%	11.7%	7.2%	7.5%	14.7%	8.3%	17.5%	3.2%	7.1%	
GOOD	146	68	66	0	22	31	36	27	23	11	81	24	12	5	3
	27.8%	28.5%	26.7%		31.9%	30.4%	35.0%	24.3%	21.5%	32.4%	24.0%	38.1%	38.7%	35.7%	33.3%
POOR (NET)	53	38	15	0	9	7	10	12	13	3	37	5	5	2	1
-----	10.1%	15.9%	6.1%		13.0%	6.9%	9.7%	10.8%	12.1%	8.8%	10.9%	7.9%	16.1%	14.3%	11.1%
POOR	34	25	9	0	6	6	5	7	8	2	23	3	4	1	1
	6.5%	10.5%	3.6%		8.7%	5.9%	4.9%	6.3%	7.5%	5.9%	6.8%	4.8%	12.9%	7.1%	11.1%
VERY POOR	19	13	6	0	3	1	5	5	5	1	14	2	1	1	0
	3.6%	5.4%	2.4%		4.3%	1.0%	4.9%	4.5%	4.7%	2.9%	4.1%	3.2%	3.2%	7.1%	
DON'T KNOW	278	114	140	0	33	51	45	64	63	15	192	23	13	6	5
	53.0%	47.7%	56.7%		47.8%	50.0%	43.7%	57.7%	58.9%	44.1%	56.8%	36.5%	41.9%	42.9%	55.6%



City of Dunwoody - Community Survey
March 2023

Q40. How would you rate each of the following services offered by the Dunwoody Parks and Recreation Department? Excellent, good, poor, or very poor?

Tennis courts

Base: Total Sample

BANNER 2

	YEARS LIVED IN DUNWOODY								CHILDREN IN HOUSEHOLD		BUSINESS OWNERSHIP		MODE						LANGUAGE		
	TOTAL	LESS	2 TO	4 TO	6 TO	11 TO	16 TO	21	YES	NO	YES	NO	PHONE [NET]	LAND- LINE	MOBILE	ONLINE [NET]	EMAIL	TEXT	MAIL [NET]	ENGLISH	SPANISH
		THAN 1 YEAR	3 YEARS	5 YEARS	10 YEARS	15 YEARS	20 YEARS	AND OVER													
Total	525 100%	26 100.0%	98 100%	54 100%	90 100%	49 100%	54 100%	153 100%	188 100.0%	316 100.0%	51 100%	474 100%	42 100%	4 100%	38 100.0%	483 100.0%	140 100%	16 100%	327 100%	512 100.0%	13 100.0%
GOOD (NET) -----	194 37.0%	9 34.6%	31 31.6%	26 48.1%	39 43.3%	24 49.0%	22 40.7%	42 27.5%	82 43.6%	105 33.2%	22 43.1%	172 36.3%	30 71.4%	3 75.0%	27 71.1%	164 34.0%	39 27.9%	6 37.5%	119 36.4%	187 36.5%	7 53.8%
EXCELLENT	48 9.1%	3 11.5%	3 3.1%	7 13.0%	10 11.1%	6 12.2%	9 16.7%	9 5.9%	21 11.2%	26 8.2%	4 7.8%	44 9.3%	12 28.6%	2 50.0%	10 26.3%	36 7.5%	7 5.0%	1 6.3%	28 8.6%	46 9.0%	2 15.4%
GOOD	146 27.8%	6 23.1%	28 28.6%	19 35.2%	29 32.2%	18 36.7%	13 24.1%	33 21.6%	61 32.4%	79 25.0%	18 35.3%	128 27.0%	18 42.9%	1 25.0%	17 44.7%	128 26.5%	32 22.9%	5 31.3%	91 27.8%	141 27.5%	5 38.5%
POOR (NET) -----	53 10.1%	0	9 9.2%	2 3.7%	6 6.7%	6 12.2%	9 16.7%	21 13.7%	23 12.2%	29 9.2%	8 15.7%	45 9.5%	6 14.3%	0	6 15.8%	47 9.7%	17 12.1%	0	30 9.2%	52 10.2%	1 7.7%
POOR	34 6.5%	0	8 8.2%	1 1.9%	2 2.2%	5 10.2%	5 9.3%	13 8.5%	15 8.0%	18 5.7%	5 9.8%	29 6.1%	2 4.8%	0	2 5.3%	32 6.6%	10 7.1%	0	22 6.7%	34 6.6%	0
VERY POOR	19 3.6%	0	1 1.0%	1 1.9%	4 4.4%	1 2.0%	4 7.4%	8 5.2%	8 4.3%	11 3.5%	3 5.9%	16 3.4%	4 9.5%	0	4 10.5%	15 3.1%	7 5.0%	0	8 2.4%	18 3.5%	1 7.7%
DON'T KNOW	278 53.0%	17 65.4%	58 59.2%	26 48.1%	45 50.0%	19 38.8%	23 42.6%	90 58.8%	83 44.1%	182 57.6%	21 41.2%	257 54.2%	6 14.3%	1 25.0%	5 13.2%	272 56.3%	84 60.0%	10 62.5%	178 54.4%	273 53.3%	5 38.5%



City of Dunwoody - Community Survey
March 2023

Q40A. How would you rate each of the following services offered by the Dunwoody Parks and Recreation Department? Excellent, good, poor, or very poor?

Tennis courts

Base: Good/Poor

BANNER 1

	GENDER				AGE GROUP					ETHNICITY					
	TOTAL	MALE	FEMALE	OTHER	18-29	30-39	40-49	50-64	65+	LATINO	WHITE	BLACK	ASIAN	MORE THAN /ONE RACE	OTHER
GOOD (NET)	194	87	92	1	27	44	48	35	31	16	109	35	13	6	3
-----	100%	100%	100.0%	100%	100%	100%	100%	100%	100%	100.0%	100%	100%	100%	100.0%	100%
EXCELLENT	48	19	26	1	5	13	12	8	8	5	28	11	1	1	0
	24.7%	21.8%	28.3%	100%	18.5%	29.5%	25.0%	22.9%	25.8%	31.3%	25.7%	31.4%	7.7%	16.7%	
GOOD	146	68	66	0	22	31	36	27	23	11	81	24	12	5	3
	75.3%	78.2%	71.7%		81.5%	70.5%	75.0%	77.1%	74.2%	68.8%	74.3%	68.6%	92.3%	83.3%	100%
POOR (NET)	53	38	15	0	9	7	10	12	13	3	37	5	5	2	1
-----	100%	100%	100.0%		100%	100%	100%	100%	100%	100.0%	100%	100%	100%	100.0%	100%
POOR	34	25	9	0	6	6	5	7	8	2	23	3	4	1	1
	64.2%	65.8%	60.0%		66.7%	85.7%	50.0%	58.3%	61.5%	66.7%	62.2%	60.0%	80.0%	50.0%	100%
VERY POOR	19	13	6	0	3	1	5	5	5	1	14	2	1	1	0
	35.8%	34.2%	40.0%		33.3%	14.3%	50.0%	41.7%	38.5%	33.3%	37.8%	40.0%	20.0%	50.0%	



City of Dunwoody - Community Survey
March 2023

Q40A. How would you rate each of the following services offered by the Dunwoody Parks and Recreation Department? Excellent, good, poor, or very poor?

Tennis courts

Base: Good/Poor

BANNER 2

	YEARS LIVED IN DUNWOODY								CHILDREN IN HOUSEHOLD		BUSINESS OWNERSHIP		MODE						LANGUAGE		
	TOTAL	LESS	2 TO	4 TO	6 TO	11 TO	16 TO	21	YES	NO	YES	NO	PHONE [NET]	LAND- LINE	MOBILE	ONLINE [NET]	EMAIL	TEXT	MAIL [NET]	ENGLISH	SPANISH
		THAN 1 YEAR	3 YEARS	5 YEARS	10 YEARS	15 YEARS	20 YEARS	AND OVER													
GOOD (NET) -----	194 100%	9 100.0%	31 100%	26 100%	39 100%	24 100%	22 100%	42 100%	82 100.0%	105 100.0%	22 100%	172 100%	30 100%	3 100%	27 100.0%	164 100.0%	39 100%	6 100%	119 100%	187 100.0%	7 100.0%
EXCELLENT	48 24.7%	3 33.3%	3 9.7%	7 26.9%	10 25.6%	6 25.0%	9 40.9%	9 21.4%	21 25.6%	26 24.8%	4 18.2%	44 25.6%	12 40.0%	2 66.7%	10 37.0%	36 22.0%	7 17.9%	1 16.7%	28 23.5%	46 24.6%	2 28.6%
GOOD	146 75.3%	6 66.7%	28 90.3%	19 73.1%	29 74.4%	18 75.0%	13 59.1%	33 78.6%	61 74.4%	79 75.2%	18 81.8%	128 74.4%	18 60.0%	1 33.3%	17 63.0%	128 78.0%	32 82.1%	5 83.3%	91 76.5%	141 75.4%	5 71.4%
POOR (NET) -----	53 100%	0	9 100%	2 100%	6 100%	6 100%	9 100%	21 100%	23 100.0%	29 100.0%	8 100%	45 100%	6 100%	0	6 100.0%	47 100.0%	17 100%	0	30 100%	52 100.0%	1 100.0%
POOR	34 64.2%	0	8 88.9%	1 50.0%	2 33.3%	5 83.3%	5 55.6%	13 61.9%	15 65.2%	18 62.1%	5 62.5%	29 64.4%	2 33.3%	0	2 33.3%	32 68.1%	10 58.8%	0	22 73.3%	34 65.4%	0
VERY POOR	19 35.8%	0	1 11.1%	1 50.0%	4 66.7%	1 16.7%	4 44.4%	8 38.1%	8 34.8%	11 37.9%	3 37.5%	16 35.6%	4 66.7%	0	4 66.7%	15 31.9%	7 41.2%	0	8 26.7%	18 34.6%	1 100.0%



City of Dunwoody - Community Survey
March 2023

Q41. How would you rate each of the following services offered by the Dunwoody Parks and Recreation Department? Excellent, good, poor, or very poor?

Spruill Center for the Arts

Base: Total Sample

BANNER 1	GENDER				AGE GROUP					ETHNICITY					
	TOTAL	MALE	FEMALE	OTHER	18-29	30-39	40-49	50-64	65+	LATINO	WHITE	BLACK	ASIAN	MORE THAN /ONE RACE	OTHER
Total	525	239	247	1	69	102	103	111	107	34	338	63	31	14	9
	100%	100%	100.0%	100%	100%	100%	100%	100%	100%	100.0%	100%	100%	100%	100.0%	100%
GOOD (NET)	301	126	156	0	33	47	67	67	70	19	200	33	17	8	5
-----	57.3%	52.7%	63.2%		47.8%	46.1%	65.0%	60.4%	65.4%	55.9%	59.2%	52.4%	54.8%	57.1%	55.6%
EXCELLENT	135	53	76	0	13	24	29	27	37	7	100	12	5	4	2
	25.7%	22.2%	30.8%		18.8%	23.5%	28.2%	24.3%	34.6%	20.6%	29.6%	19.0%	16.1%	28.6%	22.2%
GOOD	166	73	80	0	20	23	38	40	33	12	100	21	12	4	3
	31.6%	30.5%	32.4%		29.0%	22.5%	36.9%	36.0%	30.8%	35.3%	29.6%	33.3%	38.7%	28.6%	33.3%
POOR (NET)	9	6	3	0	0	1	2	3	3	2	2	4	1	0	0
-----	1.7%	2.5%	1.2%			1.0%	1.9%	2.7%	2.8%	5.9%	0.6%	6.3%	3.2%		
POOR	8	5	3	0	0	1	2	3	2	2	2	3	1	0	0
	1.5%	2.1%	1.2%			1.0%	1.9%	2.7%	1.9%	5.9%	0.6%	4.8%	3.2%		
VERY POOR	1	1	0	0	0	0	0	0	1	0	0	1	0	0	0
	0.2%	0.4%							0.9%			1.6%			
DON'T KNOW	215	107	88	1	36	54	34	41	34	13	136	26	13	6	4
	41.0%	44.8%	35.6%	100%	52.2%	52.9%	33.0%	36.9%	31.8%	38.2%	40.2%	41.3%	41.9%	42.9%	44.4%



City of Dunwoody - Community Survey
March 2023

Q41. How would you rate each of the following services offered by the Dunwoody Parks and Recreation Department? Excellent, good, poor, or very poor?

Spruill Center for the Arts

Base: Total Sample

BANNER 2

	YEARS LIVED IN DUNWOODY								CHILDREN IN HOUSEHOLD		BUSINESS OWNERSHIP		MODE						LANGUAGE		
	TOTAL	LESS THAN 1	2 TO 3	4 TO 5	6 TO 10	11 TO 15	16 TO 20	21 YEARS AND OVER	YES	NO	YES	NO	PHONE [NET]	LAND-LINE	MOBILE	ONLINE [NET]	EMAIL	TEXT	MAIL [NET]	ENGLISH	SPANISH
			YEAR	YEARS	YEARS	YEARS	YEARS	YEARS													
Total	525 100%	26 100.0%	98 100%	54 100%	90 100%	49 100%	54 100%	153 100%	188 100.0%	316 100.0%	51 100%	474 100%	42 100%	4 100%	38 100.0%	483 100.0%	140 100%	16 100%	327 100%	512 100.0%	13 100.0%
GOOD (NET)	301 57.3%	8 30.8%	39 39.8%	28 51.9%	53 58.9%	33 67.3%	38 70.4%	101 66.0%	115 61.2%	173 54.7%	32 62.7%	269 56.8%	31 73.8%	2 50.0%	29 76.3%	270 55.9%	82 58.6%	6 37.5%	182 55.7%	292 57.0%	9 69.2%
EXCELLENT	135 25.7%	5 19.2%	14 14.3%	11 20.4%	26 28.9%	14 28.6%	15 27.8%	50 32.7%	52 27.7%	79 25.0%	13 25.5%	122 25.7%	11 26.2%	1 25.0%	10 26.3%	124 25.7%	41 29.3%	0	83 25.4%	132 25.8%	3 23.1%
GOOD	166 31.6%	3 11.5%	25 25.5%	17 31.5%	27 30.0%	19 38.8%	23 42.6%	51 33.3%	63 33.5%	94 29.7%	19 37.3%	147 31.0%	20 47.6%	1 25.0%	19 50.0%	146 30.2%	41 29.3%	6 37.5%	99 30.3%	160 31.3%	6 46.2%
POOR (NET)	9 1.7%	0	2 2.0%	0	0	2 4.1%	4 7.4%	1 0.7%	4 2.1%	5 1.6%	2 3.9%	7 1.5%	3 7.1%	1 25.0%	2 5.3%	6 1.2%	2 1.4%	1 6.3%	3 0.9%	9 1.8%	0
POOR	8 1.5%	0	2 2.0%	0	0	2 4.1%	3 5.6%	1 0.7%	4 2.1%	4 1.3%	2 3.9%	6 1.3%	2 4.8%	1 25.0%	1 2.6%	6 1.2%	2 1.4%	1 6.3%	3 0.9%	8 1.6%	0
VERY POOR	1 0.2%	0	0	0	0	0	1 1.9%	0	0	1 0.3%	0	1 0.2%	1 2.4%	0	1 2.6%	0	0	0	0	1 0.2%	0
DON'T KNOW	215 41.0%	18 69.2%	57 58.2%	26 48.1%	37 41.1%	14 28.6%	12 22.2%	51 33.3%	69 36.7%	138 43.7%	17 33.3%	198 41.8%	8 19.0%	1 25.0%	7 18.4%	207 42.9%	56 40.0%	9 56.3%	142 43.4%	211 41.2%	4 30.8%



City of Dunwoody - Community Survey
March 2023

Q41A. How would you rate each of the following services offered by the Dunwoody Parks and Recreation Department? Excellent, good, poor, or very poor?

Spruill Center for the Arts

Base: Good/Poor

BANNER 1

	GENDER			AGE GROUP					ETHNICITY						
	TOTAL	MALE	FEMALE	OTHER	18-29	30-39	40-49	50-64	65+	LATINO	WHITE	BLACK	ASIAN	MORE THAN /ONE RACE	OTHER
GOOD (NET)	301	126	156	0	33	47	67	67	70	19	200	33	17	8	5
-----	100%	100%	100.0%		100%	100%	100%	100%	100%	100.0%	100%	100%	100%	100.0%	100%
EXCELLENT	135	53	76	0	13	24	29	27	37	7	100	12	5	4	2
	44.9%	42.1%	48.7%		39.4%	51.1%	43.3%	40.3%	52.9%	36.8%	50.0%	36.4%	29.4%	50.0%	40.0%
GOOD	166	73	80	0	20	23	38	40	33	12	100	21	12	4	3
	55.1%	57.9%	51.3%		60.6%	48.9%	56.7%	59.7%	47.1%	63.2%	50.0%	63.6%	70.6%	50.0%	60.0%
POOR (NET)	9	6	3	0	0	1	2	3	3	2	2	4	1	0	0
-----	100%	100%	100.0%			100%	100%	100%	100%	100.0%	100%	100%	100%		
POOR	8	5	3	0	0	1	2	3	2	2	2	3	1	0	0
	88.9%	83.3%	100.0%			100%	100%	100%	66.7%	100.0%	100%	75.0%	100%		
VERY POOR	1	1	0	0	0	0	0	0	1	0	0	1	0	0	0
	11.1%	16.7%							33.3%			25.0%			



City of Dunwoody - Community Survey
March 2023

Q41A. How would you rate each of the following services offered by the Dunwoody Parks and Recreation Department? Excellent, good, poor, or very poor?

Spruill Center for the Arts

Base: Good/Poor

BANNER 2

	YEARS LIVED IN DUNWOODY								CHILDREN IN HOUSEHOLD		BUSINESS OWNERSHIP		MODE						LANGUAGE		
	TOTAL	LESS	2 TO	4 TO	6 TO	11 TO	16 TO	21	YES	NO	YES	NO	PHONE [NET]	LAND- LINE	MOBILE	ONLINE [NET]	EMAIL	TEXT	MAIL [NET]	ENGLISH	SPANISH
		THAN 1 YEAR	3 YEARS	5 YEARS	10 YEARS	15 YEARS	20 YEARS	AND OVER													
GOOD (NET) -----	301 100%	8 100.0%	39 100%	28 100%	53 100%	33 100%	38 100%	101 100%	115 100.0%	173 100.0%	32 100%	269 100%	31 100%	2 100%	29 100.0%	270 100.0%	82 100%	6 100%	182 100%	292 100.0%	9 100.0%
EXCELLENT	135 44.9%	5 62.5%	14 35.9%	11 39.3%	26 49.1%	14 42.4%	15 39.5%	50 49.5%	52 45.2%	79 45.7%	13 40.6%	122 45.4%	11 35.5%	1 50.0%	10 34.5%	124 45.9%	41 50.0%	0	83 45.6%	132 45.2%	3 33.3%
GOOD	166 55.1%	3 37.5%	25 64.1%	17 60.7%	27 50.9%	19 57.6%	23 60.5%	51 50.5%	63 54.8%	94 54.3%	19 59.4%	147 54.6%	20 64.5%	1 50.0%	19 65.5%	146 54.1%	41 50.0%	6 100%	99 54.4%	160 54.8%	6 66.7%
POOR (NET) -----	9 100%	0	2 100%	0	0	2 100%	4 100%	1 100%	4 100.0%	5 100.0%	2 100%	7 100%	3 100%	1 100%	2 100.0%	6 100.0%	2 100%	1 100%	3 100%	9 100.0%	0
POOR	8 88.9%	0	2 100%	0	0	2 100%	3 75.0%	1 100%	4 100.0%	4 80.0%	2 100%	6 85.7%	2 66.7%	1 100%	1 50.0%	6 100.0%	2 100%	1 100%	3 100%	8 88.9%	0
VERY POOR	1 11.1%	0	0	0	0	0	1 25.0%	0	0	1 20.0%	0	1 14.3%	1 33.3%	0	1 50.0%	0	0	0	0	1 11.1%	0



City of Dunwoody - Community Survey
March 2023

Q42. How would you rate each of the following services offered by the Dunwoody Parks and Recreation Department? Excellent, good, poor, or very poor?

Stage Door Theatre Company

Base: Total Sample

BANNER 1	GENDER				AGE GROUP					ETHNICITY					
	TOTAL	MALE	FEMALE	OTHER	18-29	30-39	40-49	50-64	65+	LATINO	WHITE	BLACK	ASIAN	MORE THAN /ONE RACE	OTHER
Total	525	239	247	1	69	102	103	111	107	34	338	63	31	14	9
	100%	100%	100.0%	100%	100%	100%	100%	100%	100%	100.0%	100%	100%	100%	100.0%	100%
GOOD (NET)	254	108	127	1	28	41	53	49	68	13	168	33	14	5	3
-----	48.4%	45.2%	51.4%	100%	40.6%	40.2%	51.5%	44.1%	63.6%	38.2%	49.7%	52.4%	45.2%	35.7%	33.3%
EXCELLENT	97	38	52	1	11	18	20	20	24	4	69	11	6	1	1
	18.5%	15.9%	21.1%	100%	15.9%	17.6%	19.4%	18.0%	22.4%	11.8%	20.4%	17.5%	19.4%	7.1%	11.1%
GOOD	157	70	75	0	17	23	33	29	44	9	99	22	8	4	2
	29.9%	29.3%	30.4%		24.6%	22.5%	32.0%	26.1%	41.1%	26.5%	29.3%	34.9%	25.8%	28.6%	22.2%
POOR (NET)	17	7	9	0	2	1	1	4	7	2	11	3	1	0	0
-----	3.2%	2.9%	3.6%		2.9%	1.0%	1.0%	3.6%	6.5%	5.9%	3.3%	4.8%	3.2%		
POOR	14	5	8	0	1	1	1	3	6	1	9	3	1	0	0
	2.7%	2.1%	3.2%		1.4%	1.0%	1.0%	2.7%	5.6%	2.9%	2.7%	4.8%	3.2%		
VERY POOR	3	2	1	0	1	0	0	1	1	1	2	0	0	0	0
	0.6%	0.8%	0.4%		1.4%			0.9%	0.9%	2.9%	0.6%				
DON'T KNOW	254	124	111	0	39	60	49	58	32	19	159	27	16	9	6
	48.4%	51.9%	44.9%		56.5%	58.8%	47.6%	52.3%	29.9%	55.9%	47.0%	42.9%	51.6%	64.3%	66.7%



City of Dunwoody - Community Survey
March 2023

Q42. How would you rate each of the following services offered by the Dunwoody Parks and Recreation Department? Excellent, good, poor, or very poor?

Stage Door Theatre Company

Base: Total Sample

BANNER 2

	YEARS LIVED IN DUNWOODY								CHILDREN IN HOUSEHOLD		BUSINESS OWNERSHIP		MODE						LANGUAGE		
	TOTAL	LESS THAN 1	2 TO 3	4 TO 5	6 TO 10	11 TO 15	16 TO 20	21 YEARS AND OVER	YES	NO	YES	NO	PHONE [NET]	LAND-LINE	MOBILE	ONLINE [NET]	EMAIL	TEXT	MAIL [NET]	ENGLISH	SPANISH
			YEAR	YEARS	YEARS	YEARS	YEARS	YEARS													
Total	525 100%	26 100.0%	98 100%	54 100%	90 100%	49 100%	54 100%	153 100%	188 100.0%	316 100.0%	51 100%	474 100%	42 100%	4 100%	38 100.0%	483 100.0%	140 100%	16 100%	327 100%	512 100.0%	13 100.0%
GOOD (NET) -----	254 48.4%	10 38.5%	35 35.7%	24 44.4%	43 47.8%	25 51.0%	25 46.3%	91 59.5%	92 48.9%	151 47.8%	28 54.9%	226 47.7%	31 73.8%	3 75.0%	28 73.7%	223 46.2%	73 52.1%	4 25.0%	146 44.6%	247 48.2%	7 53.8%
EXCELLENT	97 18.5%	5 19.2%	9 9.2%	7 13.0%	17 18.9%	8 16.3%	14 25.9%	37 24.2%	35 18.6%	58 18.4%	9 17.6%	88 18.6%	11 26.2%	1 25.0%	10 26.3%	86 17.8%	28 20.0%	1 6.3%	57 17.4%	95 18.6%	2 15.4%
GOOD	157 29.9%	5 19.2%	26 26.5%	17 31.5%	26 28.9%	17 34.7%	11 20.4%	54 35.3%	57 30.3%	93 29.4%	19 37.3%	138 29.1%	20 47.6%	2 50.0%	18 47.4%	137 28.4%	45 32.1%	3 18.8%	89 27.2%	152 29.7%	5 38.5%
POOR (NET) -----	17 3.2%	0	1 1.0%	0	0	2 4.1%	4 7.4%	10 6.5%	3 1.6%	14 4.4%	3 5.9%	14 3.0%	3 7.1%	0	3 7.9%	14 2.9%	5 3.6%	1 6.3%	8 2.4%	17 3.3%	0
POOR	14 2.7%	0	1 1.0%	0	0	2 4.1%	3 5.6%	8 5.2%	2 1.1%	12 3.8%	2 3.9%	12 2.5%	2 4.8%	0	2 5.3%	12 2.5%	4 2.9%	1 6.3%	7 2.1%	14 2.7%	0
VERY POOR	3 0.6%	0	0	0	0	0	1 1.9%	2 1.3%	1 0.5%	2 0.6%	1 2.0%	2 0.4%	1 2.4%	0	1 2.6%	2 0.4%	1 0.7%	0	1 0.3%	3 0.6%	0
DON'T KNOW	254 48.4%	16 61.5%	62 63.3%	30 55.6%	47 52.2%	22 44.9%	25 46.3%	52 34.0%	93 49.5%	151 47.8%	20 39.2%	234 49.4%	8 19.0%	1 25.0%	7 18.4%	246 50.9%	62 44.3%	11 68.8%	173 52.9%	248 48.4%	6 46.2%



City of Dunwoody - Community Survey
March 2023

Q42A. How would you rate each of the following services offered by the Dunwoody Parks and Recreation Department? Excellent, good, poor, or very poor?

Stage Door Theatre Company

Base: Good/Poor

BANNER 1

	GENDER				AGE GROUP					ETHNICITY					
	TOTAL	MALE	FEMALE	OTHER	18-29	30-39	40-49	50-64	65+	LATINO	WHITE	BLACK	ASIAN	MORE THAN /ONE RACE	OTHER
GOOD (NET)	254	108	127	1	28	41	53	49	68	13	168	33	14	5	3
-----	100%	100%	100.0%	100%	100%	100%	100%	100%	100%	100.0%	100%	100%	100%	100.0%	100%
EXCELLENT	97	38	52	1	11	18	20	20	24	4	69	11	6	1	1
	38.2%	35.2%	40.9%	100%	39.3%	43.9%	37.7%	40.8%	35.3%	30.8%	41.1%	33.3%	42.9%	20.0%	33.3%
GOOD	157	70	75	0	17	23	33	29	44	9	99	22	8	4	2
	61.8%	64.8%	59.1%		60.7%	56.1%	62.3%	59.2%	64.7%	69.2%	58.9%	66.7%	57.1%	80.0%	66.7%
POOR (NET)	17	7	9	0	2	1	1	4	7	2	11	3	1	0	0
-----	100%	100%	100.0%		100%	100%	100%	100%	100%	100.0%	100%	100%	100%		
POOR	14	5	8	0	1	1	1	3	6	1	9	3	1	0	0
	82.4%	71.4%	88.9%		50.0%	100%	100%	75.0%	85.7%	50.0%	81.8%	100%	100%		
VERY POOR	3	2	1	0	1	0	0	1	1	1	2	0	0	0	0
	17.6%	28.6%	11.1%		50.0%			25.0%	14.3%	50.0%	18.2%				



City of Dunwoody - Community Survey
March 2023

Q42A. How would you rate each of the following services offered by the Dunwoody Parks and Recreation Department? Excellent, good, poor, or very poor?

Stage Door Theatre Company

Base: Good/Poor

BANNER 2

	YEARS LIVED IN DUNWOODY								CHILDREN IN HOUSEHOLD		BUSINESS OWNERSHIP		MODE						LANGUAGE		
	TOTAL	LESS THAN 1	2 TO 3	4 TO 5	6 TO 10	11 TO 15	16 TO 20	21 YEARS AND OVER	YES	NO	YES	NO	PHONE [NET]	LAND-LINE	MOBILE	ONLINE [NET]	EMAIL	TEXT	MAIL [NET]	ENGLISH	SPANISH
			YEAR	YEARS	YEARS	YEARS	YEARS	YEARS													
GOOD (NET)	254	10	35	24	43	25	25	91	92	151	28	226	31	3	28	223	73	4	146	247	7
-----	100%	100.0%	100%	100%	100%	100%	100%	100%	100.0%	100.0%	100%	100%	100%	100%	100.0%	100.0%	100%	100%	100%	100.0%	100.0%
EXCELLENT	97	5	9	7	17	8	14	37	35	58	9	88	11	1	10	86	28	1	57	95	2
	38.2%	50.0%	25.7%	29.2%	39.5%	32.0%	56.0%	40.7%	38.0%	38.4%	32.1%	38.9%	35.5%	33.3%	35.7%	38.6%	38.4%	25.0%	39.0%	38.5%	28.6%
GOOD	157	5	26	17	26	17	11	54	57	93	19	138	20	2	18	137	45	3	89	152	5
	61.8%	50.0%	74.3%	70.8%	60.5%	68.0%	44.0%	59.3%	62.0%	61.6%	67.9%	61.1%	64.5%	66.7%	64.3%	61.4%	61.6%	75.0%	61.0%	61.5%	71.4%
POOR (NET)	17	0	1	0	0	2	4	10	3	14	3	14	3	0	3	14	5	1	8	17	0
-----	100%		100%			100%	100%	100%	100.0%	100.0%	100%	100%	100%		100.0%	100.0%	100%	100%	100%	100.0%	
POOR	14	0	1	0	0	2	3	8	2	12	2	12	2	0	2	12	4	1	7	14	0
	82.4%		100%			100%	75.0%	80.0%	66.7%	85.7%	66.7%	85.7%	66.7%		66.7%	85.7%	80.0%	100%	87.5%	82.4%	
VERY POOR	3	0	0	0	0	0	1	2	1	2	1	2	1	0	1	2	1	0	1	3	0
	17.6%						25.0%	20.0%	33.3%	14.3%	33.3%	14.3%	33.3%		33.3%	14.3%	20.0%		12.5%	17.6%	



City of Dunwoody - Community Survey
March 2023

Q43. How would you rate each of the following services offered by the Dunwoody Parks and Recreation Department? Excellent, good, poor, or very poor?

Dunwoody Senior Baseball

Base: Total Sample

BANNER 1	GENDER				AGE GROUP					ETHNICITY					MORE THAN	
	TOTAL	MALE	FEMALE	OTHER	18-29	30-39	40-49	50-64	65+	LATINO	WHITE	BLACK	ASIAN	/ONE	RACE	OTHER
Total	525	239	247	1	69	102	103	111	107	34	338	63	31		14	9
	100%	100%	100.0%	100%	100%	100%	100%	100%	100%	100.0%	100%	100%	100%		100.0%	100%
GOOD (NET)	143	72	61	1	22	20	32	30	30	9	93	22	5		4	2
-----	27.2%	30.1%	24.7%	100%	31.9%	19.6%	31.1%	27.0%	28.0%	26.5%	27.5%	34.9%	16.1%		28.6%	22.2%
EXCELLENT	64	32	26	1	10	10	11	14	14	3	46	9	1		1	0
	12.2%	13.4%	10.5%	100%	14.5%	9.8%	10.7%	12.6%	13.1%	8.8%	13.6%	14.3%	3.2%		7.1%	
GOOD	79	40	35	0	12	10	21	16	16	6	47	13	4		3	2
	15.0%	16.7%	14.2%		17.4%	9.8%	20.4%	14.4%	15.0%	17.6%	13.9%	20.6%	12.9%		21.4%	22.2%
POOR (NET)	8	7	1	0	2	0	0	3	3	0	6	1	0		0	0
-----	1.5%	2.9%	0.4%		2.9%			2.7%	2.8%		1.8%	1.6%				
POOR	6	5	1	0	1	0	0	2	3	0	4	1	0		0	0
	1.1%	2.1%	0.4%		1.4%			1.8%	2.8%		1.2%	1.6%				
VERY POOR	2	2	0	0	1	0	0	1	0	0	2	0	0		0	0
	0.4%	0.8%			1.4%			0.9%			0.6%					
DON'T KNOW	374	160	185	0	45	82	71	78	74	25	239	40	26		10	7
	71.2%	66.9%	74.9%		65.2%	80.4%	68.9%	70.3%	69.2%	73.5%	70.7%	63.5%	83.9%		71.4%	77.8%



City of Dunwoody - Community Survey
March 2023

Q43. How would you rate each of the following services offered by the Dunwoody Parks and Recreation Department? Excellent, good, poor, or very poor?

Dunwoody Senior Baseball

Base: Total Sample

BANNER 2

	YEARS LIVED IN DUNWOODY									CHILDREN IN HOUSEHOLD		BUSINESS OWNERSHIP		MODE						LANGUAGE	
	TOTAL	LESS	2 TO	4 TO	6 TO	11 TO	16 TO	21	YES	NO	YES	NO	PHONE [NET]	LAND- LINE	MOBILE	ONLINE [NET]	EMAIL	TEXT	MAIL [NET]	ENGLISH	SPANISH
		THAN 1 YEAR	3 YEARS	5 YEARS	10 YEARS	15 YEARS	20 YEARS	AND OVER													
Total	525 100%	26 100.0%	98 100%	54 100%	90 100%	49 100%	54 100%	153 100%	188 100.0%	316 100.0%	51 100%	474 100%	42 100%	4 100%	38 100.0%	483 100.0%	140 100%	16 100%	327 100%	512 100.0%	13 100.0%
GOOD (NET) -----	143 27.2%	3 11.5%	14 14.3%	13 24.1%	25 27.8%	16 32.7%	24 44.4%	48 31.4%	56 29.8%	80 25.3%	20 39.2%	123 25.9%	24 57.1%	1 25.0%	23 60.5%	119 24.6%	36 25.7%	0	83 25.4%	135 26.4%	8 61.5%
EXCELLENT	64 12.2%	1 3.8%	4 4.1%	5 9.3%	9 10.0%	7 14.3%	18 33.3%	20 13.1%	23 12.2%	37 11.7%	8 15.7%	56 11.8%	11 26.2%	0	11 28.9%	53 11.0%	15 10.7%	0	38 11.6%	59 11.5%	5 38.5%
GOOD	79 15.0%	2 7.7%	10 10.2%	8 14.8%	16 17.8%	9 18.4%	6 11.1%	28 18.3%	33 17.6%	43 13.6%	12 23.5%	67 14.1%	13 31.0%	1 25.0%	12 31.6%	66 13.7%	21 15.0%	0	45 13.8%	76 14.8%	3 23.1%
POOR (NET) -----	8 1.5%	0	1 1.0%	0	1 1.1%	0	2 3.7%	4 2.6%	1 0.5%	7 2.2%	0	8 1.7%	1 2.4%	1 25.0%	0	7 1.4%	4 2.9%	1 6.3%	2 0.6%	8 1.6%	0
POOR	6 1.1%	0	0	0	1 1.1%	0	1 1.9%	4 2.6%	1 0.5%	5 1.6%	0	6 1.3%	1 2.4%	1 25.0%	0	5 1.0%	3 2.1%	1 6.3%	1 0.3%	6 1.2%	0
VERY POOR	2 0.4%	0	1 1.0%	0	0	0	1 1.9%	0	0	2 0.6%	0	2 0.4%	0	0	0	2 0.4%	1 0.7%	0	1 0.3%	2 0.4%	0
DON'T KNOW	374 71.2%	23 88.5%	83 84.7%	41 75.9%	64 71.1%	33 67.3%	28 51.9%	101 66.0%	131 69.7%	229 72.5%	31 60.8%	343 72.4%	17 40.5%	2 50.0%	15 39.5%	357 73.9%	100 71.4%	15 93.8%	242 74.0%	369 72.1%	5 38.5%



City of Dunwoody - Community Survey
March 2023

Q43A. How would you rate each of the following services offered by the Dunwoody Parks and Recreation Department? Excellent, good, poor, or very poor?

Dunwoody Senior Baseball

Base: Good/Poor

BANNER 1

	GENDER				AGE GROUP					ETHNICITY					
	TOTAL	MALE	FEMALE	OTHER	18-29	30-39	40-49	50-64	65+	LATINO	WHITE	BLACK	ASIAN	MORE THAN /ONE RACE	OTHER
GOOD (NET)	143	72	61	1	22	20	32	30	30	9	93	22	5	4	2
-----	100%	100%	100.0%	100%	100%	100%	100%	100%	100%	100.0%	100%	100%	100%	100.0%	100%
EXCELLENT	64	32	26	1	10	10	11	14	14	3	46	9	1	1	0
	44.8%	44.4%	42.6%	100%	45.5%	50.0%	34.4%	46.7%	46.7%	33.3%	49.5%	40.9%	20.0%	25.0%	
GOOD	79	40	35	0	12	10	21	16	16	6	47	13	4	3	2
	55.2%	55.6%	57.4%		54.5%	50.0%	65.6%	53.3%	53.3%	66.7%	50.5%	59.1%	80.0%	75.0%	100%
POOR (NET)	8	7	1	0	2	0	0	3	3	0	6	1	0	0	0
-----	100%	100%	100.0%		100%			100%	100%		100%	100%			
POOR	6	5	1	0	1	0	0	2	3	0	4	1	0	0	0
	75.0%	71.4%	100.0%		50.0%			66.7%	100%		66.7%	100%			
VERY POOR	2	2	0	0	1	0	0	1	0	0	2	0	0	0	0
	25.0%	28.6%			50.0%			33.3%			33.3%				



City of Dunwoody - Community Survey
March 2023

Q43A. How would you rate each of the following services offered by the Dunwoody Parks and Recreation Department? Excellent, good, poor, or very poor?

Dunwoody Senior Baseball

Base: Good/Poor

BANNER 2

	YEARS LIVED IN DUNWOODY								CHILDREN IN HOUSEHOLD		BUSINESS OWNERSHIP		MODE						LANGUAGE		
	TOTAL	LESS THAN 1 YEAR	2 TO 3 YEARS	4 TO 5 YEARS	6 TO 10 YEARS	11 TO 15 YEARS	16 TO 20 YEARS	21 YEARS AND OVER	YES	NO	YES	NO	PHONE [NET]	LAND-LINE	MOBILE	ONLINE [NET]	EMAIL	TEXT	MAIL [NET]	ENGLISH	SPANISH
GOOD (NET)	143	3	14	13	25	16	24	48	56	80	20	123	24	1	23	119	36	0	83	135	8
-----	100%	100.0%	100%	100%	100%	100%	100%	100%	100.0%	100.0%	100%	100%	100%	100%	100.0%	100.0%	100%	100%	100%	100.0%	100.0%
EXCELLENT	64	1	4	5	9	7	18	20	23	37	8	56	11	0	11	53	15	0	38	59	5
	44.8%	33.3%	28.6%	38.5%	36.0%	43.8%	75.0%	41.7%	41.1%	46.3%	40.0%	45.5%	45.8%		47.8%	44.5%	41.7%		45.8%	43.7%	62.5%
GOOD	79	2	10	8	16	9	6	28	33	43	12	67	13	1	12	66	21	0	45	76	3
	55.2%	66.7%	71.4%	61.5%	64.0%	56.3%	25.0%	58.3%	58.9%	53.8%	60.0%	54.5%	54.2%	100%	52.2%	55.5%	58.3%		54.2%	56.3%	37.5%
POOR (NET)	8	0	1	0	1	0	2	4	1	7	0	8	1	1	0	7	4	1	2	8	0
-----	100%		100%		100%		100%	100%	100.0%	100.0%		100%	100%	100%	100.0%	100%	100%	100%	100%	100.0%	
POOR	6	0	0	0	1	0	1	4	1	5	0	6	1	1	0	5	3	1	1	6	0
	75.0%				100%		50.0%	100%	100.0%	71.4%		75.0%	100%	100%		71.4%	75.0%	100%	50.0%	75.0%	
VERY POOR	2	0	1	0	0	0	1	0	0	2	0	2	0	0	0	2	1	0	1	2	0
	25.0%		100%				50.0%			28.6%		25.0%				28.6%	25.0%		50.0%	25.0%	



City of Dunwoody - Community Survey
March 2023

Q44. How would you rate each of the following services offered by the Dunwoody Parks and Recreation Department? Excellent, good, poor, or very poor?

Rush Union Soccer

Base: Total Sample

BANNER 1

	GENDER				AGE GROUP					ETHNICITY					
	TOTAL	MALE	FEMALE	OTHER	18-29	30-39	40-49	50-64	65+	LATINO	WHITE	BLACK	ASIAN	MORE THAN /ONE RACE	OTHER
Total	525	239	247	1	69	102	103	111	107	34	338	63	31	14	9
	100%	100%	100.0%	100%	100%	100%	100%	100%	100%	100.0%	100%	100%	100%	100.0%	100%
GOOD (NET)	118	58	55	1	18	22	37	23	13	13	64	27	7	2	1
-----	22.5%	24.3%	22.3%	100%	26.1%	21.6%	35.9%	20.7%	12.1%	38.2%	18.9%	42.9%	22.6%	14.3%	11.1%
EXCELLENT	45	21	22	1	4	11	16	7	5	4	27	10	3	0	0
	8.6%	8.8%	8.9%	100%	5.8%	10.8%	15.5%	6.3%	4.7%	11.8%	8.0%	15.9%	9.7%		
GOOD	73	37	33	0	14	11	21	16	8	9	37	17	4	2	1
	13.9%	15.5%	13.4%		20.3%	10.8%	20.4%	14.4%	7.5%	26.5%	10.9%	27.0%	12.9%	14.3%	11.1%
POOR (NET)	8	7	1	0	2	0	3	1	1	0	7	1	0	0	0
-----	1.5%	2.9%	0.4%		2.9%		2.9%	0.9%	0.9%		2.1%	1.6%			
POOR	6	6	0	0	0	0	3	1	1	0	5	1	0	0	0
	1.1%	2.5%					2.9%	0.9%	0.9%		1.5%	1.6%			
VERY POOR	2	1	1	0	2	0	0	0	0	0	2	0	0	0	0
	0.4%	0.4%	0.4%		2.9%						0.6%				
DON'T KNOW	399	174	191	0	49	80	63	87	93	21	267	35	24	12	8
	76.0%	72.8%	77.3%		71.0%	78.4%	61.2%	78.4%	86.9%	61.8%	79.0%	55.6%	77.4%	85.7%	88.9%



City of Dunwoody - Community Survey
March 2023

Q44. How would you rate each of the following services offered by the Dunwoody Parks and Recreation Department? Excellent, good, poor, or very poor?

Rush Union Soccer

Base: Total Sample

BANNER 2

	YEARS LIVED IN DUNWOODY								CHILDREN IN HOUSEHOLD		BUSINESS OWNERSHIP		MODE						LANGUAGE		
	TOTAL	LESS	2 TO	4 TO	6 TO	11 TO	16 TO	21	YES	NO	YES	NO	PHONE [NET]	LAND- LINE	MOBILE	ONLINE [NET]	EMAIL	TEXT	MAIL [NET]	ENGLISH	SPANISH
		THAN 1 YEAR	3 YEARS	5 YEARS	10 YEARS	15 YEARS	20 YEARS	AND OVER													
Total	525 100%	26 100.0%	98 100%	54 100%	90 100%	49 100%	54 100%	153 100%	188 100.0%	316 100.0%	51 100%	474 100%	42 100%	4 100%	38 100.0%	483 100.0%	140 100%	16 100%	327 100%	512 100.0%	13 100.0%
GOOD (NET) -----	118 22.5%	4 15.4%	16 16.3%	15 27.8%	29 32.2%	14 28.6%	16 29.6%	23 15.0%	62 33.0%	52 16.5%	15 29.4%	103 21.7%	26 61.9%	1 25.0%	25 65.8%	92 19.0%	21 15.0%	2 12.5%	69 21.1%	113 22.1%	5 38.5%
EXCELLENT	45 8.6%	1 3.8%	2 2.0%	7 13.0%	14 15.6%	4 8.2%	9 16.7%	8 5.2%	27 14.4%	16 5.1%	7 13.7%	38 8.0%	8 19.0%	0	8 21.1%	37 7.7%	8 5.7%	1 6.3%	28 8.6%	43 8.4%	2 15.4%
GOOD	73 13.9%	3 11.5%	14 14.3%	8 14.8%	15 16.7%	10 20.4%	7 13.0%	15 9.8%	35 18.6%	36 11.4%	8 15.7%	65 13.7%	18 42.9%	1 25.0%	17 44.7%	55 11.4%	13 9.3%	1 6.3%	41 12.5%	70 13.7%	3 23.1%
POOR (NET) -----	8 1.5%	0	0	0	1 1.1%	2 4.1%	4 7.4%	1 0.7%	3 1.6%	5 1.6%	2 3.9%	6 1.3%	1 2.4%	1 25.0%	0	7 1.4%	2 1.4%	0	5 1.5%	8 1.6%	0
POOR	6 1.1%	0	0	0	1 1.1%	2 4.1%	2 3.7%	1 0.7%	3 1.6%	3 0.9%	2 3.9%	4 0.8%	1 2.4%	1 25.0%	0	5 1.0%	2 1.4%	0	3 0.9%	6 1.2%	0
VERY POOR	2 0.4%	0	0	0	0	0	2 3.7%	0	0	2 0.6%	0	2 0.4%	0	0	0	2 0.4%	0	0	2 0.6%	2 0.4%	0
DON'T KNOW	399 76.0%	22 84.6%	82 83.7%	39 72.2%	60 66.7%	33 67.3%	34 63.0%	129 84.3%	123 65.4%	259 82.0%	34 66.7%	365 77.0%	15 35.7%	2 50.0%	13 34.2%	384 79.5%	117 83.6%	14 87.5%	253 77.4%	391 76.4%	8 61.5%



City of Dunwoody - Community Survey
March 2023

Q44A. How would you rate each of the following services offered by the Dunwoody Parks and Recreation Department? Excellent, good, poor, or very poor?

Rush Union Soccer

Base: Good/Poor

BANNER 1

	GENDER				AGE GROUP					ETHNICITY					
	TOTAL	MALE	FEMALE	OTHER	18-29	30-39	40-49	50-64	65+	LATINO	WHITE	BLACK	ASIAN	MORE THAN /ONE RACE	OTHER
GOOD (NET)	118	58	55	1	18	22	37	23	13	13	64	27	7	2	1
-----	100%	100%	100.0%	100%	100%	100%	100%	100%	100%	100.0%	100%	100%	100%	100.0%	100%
EXCELLENT	45	21	22	1	4	11	16	7	5	4	27	10	3	0	0
	38.1%	36.2%	40.0%	100%	22.2%	50.0%	43.2%	30.4%	38.5%	30.8%	42.2%	37.0%	42.9%		
GOOD	73	37	33	0	14	11	21	16	8	9	37	17	4	2	1
	61.9%	63.8%	60.0%		77.8%	50.0%	56.8%	69.6%	61.5%	69.2%	57.8%	63.0%	57.1%	100.0%	100%
POOR (NET)	8	7	1	0	2	0	3	1	1	0	7	1	0	0	0
-----	100%	100%	100.0%		100%		100%	100%	100%		100%	100%			
POOR	6	6	0	0	0	0	3	1	1	0	5	1	0	0	0
	75.0%	85.7%					100%	100%	100%		71.4%	100%			
VERY POOR	2	1	1	0	2	0	0	0	0	0	2	0	0	0	0
	25.0%	14.3%	100.0%		100%						28.6%				



City of Dunwoody - Community Survey
March 2023

Q44A. How would you rate each of the following services offered by the Dunwoody Parks and Recreation Department? Excellent, good, poor, or very poor?

Rush Union Soccer

Base: Good/Poor

BANNER 2

	YEARS LIVED IN DUNWOODY								CHILDREN IN HOUSEHOLD		BUSINESS OWNERSHIP		MODE					LANGUAGE			
	TOTAL	LESS THAN 1 YEAR	2 TO 3 YEARS	4 TO 5 YEARS	6 TO 10 YEARS	11 TO 15 YEARS	16 TO 20 YEARS	21 YEARS AND OVER	YES	NO	YES	NO	PHONE [NET]	LAND-LINE	MOBILE	ONLINE [NET]	EMAIL	TEXT	MAIL [NET]	ENGLISH	SPANISH
GOOD (NET)	118	4	16	15	29	14	16	23	62	52	15	103	26	1	25	92	21	2	69	113	5
-----	100%	100.0%	100%	100%	100%	100%	100%	100%	100.0%	100.0%	100%	100%	100%	100%	100.0%	100%	100%	100%	100%	100.0%	100.0%
EXCELLENT	45	1	2	7	14	4	9	8	27	16	7	38	8	0	8	37	8	1	28	43	2
	38.1%	25.0%	12.5%	46.7%	48.3%	28.6%	56.3%	34.8%	43.5%	30.8%	46.7%	36.9%	30.8%		32.0%	40.2%	38.1%	50.0%	40.6%	38.1%	40.0%
GOOD	73	3	14	8	15	10	7	15	35	36	8	65	18	1	17	55	13	1	41	70	3
	61.9%	75.0%	87.5%	53.3%	51.7%	71.4%	43.8%	65.2%	56.5%	69.2%	53.3%	63.1%	69.2%	100%	68.0%	59.8%	61.9%	50.0%	59.4%	61.9%	60.0%
POOR (NET)	8	0	0	0	1	2	4	1	3	5	2	6	1	1	0	7	2	0	5	8	0
-----	100%				100%	100%	100%	100%	100.0%	100.0%	100%	100%	100%	100%	100.0%	100%		100%	100%	100.0%	
POOR	6	0	0	0	1	2	2	1	3	3	2	4	1	1	0	5	2	0	3	6	0
	75.0%				100%	100%	50.0%	100%	100.0%	60.0%	100%	66.7%	100%	100%		71.4%	100%		60.0%	75.0%	
VERY POOR	2	0	0	0	0	0	2	0	0	2	0	2	0	0	0	2	0	0	2	2	0
	25.0%						50.0%		40.0%		33.3%				28.6%			40.0%	25.0%		



City of Dunwoody - Community Survey
March 2023

Q45. How would you rate each of the following services offered by the Dunwoody Parks and Recreation Department? Excellent, good, poor, or very poor?

Dunwoody Preservation Trust

Base: Total Sample

BANNER 1	GENDER				AGE GROUP					ETHNICITY					
	TOTAL	MALE	FEMALE	OTHER	18-29	30-39	40-49	50-64	65+	LATINO	WHITE	BLACK	ASIAN	MORE THAN /ONE RACE	OTHER
Total	525	239	247	1	69	102	103	111	107	34	338	63	31	14	9
	100%	100%	100.0%	100%	100%	100%	100%	100%	100%	100.0%	100%	100%	100%	100.0%	100%
GOOD (NET)	235	102	120	1	28	42	44	55	51	15	160	34	7	5	2
-----	44.8%	42.7%	48.6%	100%	40.6%	41.2%	42.7%	49.5%	47.7%	44.1%	47.3%	54.0%	22.6%	35.7%	22.2%
EXCELLENT	87	34	49	1	6	21	18	19	19	1	67	12	2	1	1
	16.6%	14.2%	19.8%	100%	8.7%	20.6%	17.5%	17.1%	17.8%	2.9%	19.8%	19.0%	6.5%	7.1%	11.1%
GOOD	148	68	71	0	22	21	26	36	32	14	93	22	5	4	1
	28.2%	28.5%	28.7%		31.9%	20.6%	25.2%	32.4%	29.9%	41.2%	27.5%	34.9%	16.1%	28.6%	11.1%
POOR (NET)	11	5	4	0	1	3	2	2	3	0	6	2	1	1	0
-----	2.1%	2.1%	1.6%		1.4%	2.9%	1.9%	1.8%	2.8%		1.8%	3.2%	3.2%	7.1%	
POOR	8	4	3	0	0	3	1	2	2	0	4	2	1	1	0
	1.5%	1.7%	1.2%			2.9%	1.0%	1.8%	1.9%		1.2%	3.2%	3.2%	7.1%	
VERY POOR	3	1	1	0	1	0	1	0	1	0	2	0	0	0	0
	0.6%	0.4%	0.4%		1.4%		1.0%		0.9%		0.6%				
DON'T KNOW	279	132	123	0	40	57	57	54	53	19	172	27	23	8	7
	53.1%	55.2%	49.8%		58.0%	55.9%	55.3%	48.6%	49.5%	55.9%	50.9%	42.9%	74.2%	57.1%	77.8%



City of Dunwoody - Community Survey
March 2023

Q45. How would you rate each of the following services offered by the Dunwoody Parks and Recreation Department? Excellent, good, poor, or very poor?

Dunwoody Preservation Trust

Base: Total Sample

BANNER 2

	YEARS LIVED IN DUNWOODY								CHILDREN IN HOUSEHOLD		BUSINESS OWNERSHIP		MODE						LANGUAGE		
	TOTAL	LESS THAN 1	2 TO 3	4 TO 5	6 TO 10	11 TO 15	16 TO 20	21 YEARS AND OVER	YES	NO	YES	NO	PHONE [NET]	LAND-LINE	MOBILE	ONLINE [NET]	EMAIL	TEXT	MAIL [NET]	ENGLISH	SPANISH
			YEAR	YEARS	YEARS	YEARS	YEARS	YEARS													
Total	525 100%	26 100.0%	98 100%	54 100%	90 100%	49 100%	54 100%	153 100%	188 100.0%	316 100.0%	51 100%	474 100%	42 100%	4 100%	38 100.0%	483 100.0%	140 100%	16 100%	327 100%	512 100.0%	13 100.0%
GOOD (NET)	235 44.8%	6 23.1%	30 30.6%	25 46.3%	39 43.3%	22 44.9%	32 59.3%	80 52.3%	87 46.3%	136 43.0%	24 47.1%	211 44.5%	32 76.2%	3 75.0%	29 76.3%	203 42.0%	66 47.1%	5 31.3%	132 40.4%	225 43.9%	10 76.9%
EXCELLENT	87 16.6%	3 11.5%	10 10.2%	9 16.7%	15 16.7%	6 12.2%	12 22.2%	31 20.3%	34 18.1%	49 15.5%	10 19.6%	77 16.2%	7 16.7%	1 25.0%	6 15.8%	80 16.6%	25 17.9%	1 6.3%	54 16.5%	86 16.8%	1 7.7%
GOOD	148 28.2%	3 11.5%	20 20.4%	16 29.6%	24 26.7%	16 32.7%	20 37.0%	49 32.0%	53 28.2%	87 27.5%	14 27.5%	134 28.3%	25 59.5%	2 50.0%	23 60.5%	123 25.5%	41 29.3%	4 25.0%	78 23.9%	139 27.1%	9 69.2%
POOR (NET)	11 2.1%	0	2 2.0%	1 1.9%	1 1.1%	1 2.0%	3 5.6%	3 2.0%	4 2.1%	7 2.2%	2 3.9%	9 1.9%	1 2.4%	1 25.0%	0	10 2.1%	1 0.7%	1 6.3%	8 2.4%	10 2.0%	1 7.7%
POOR	8 1.5%	0	2 2.0%	1 1.9%	0	1 2.0%	2 3.7%	2 1.3%	3 1.6%	5 1.6%	2 3.9%	6 1.3%	1 2.4%	1 25.0%	0	7 1.4%	1 0.7%	1 6.3%	5 1.5%	7 1.4%	1 7.7%
VERY POOR	3 0.6%	0	0	0	1 1.1%	0	1 1.9%	1 0.7%	1 0.5%	2 0.6%	0	3 0.6%	0	0	0	3 0.6%	0	0	3 0.9%	3 0.6%	0
DON'T KNOW	279 53.1%	20 76.9%	66 67.3%	28 51.9%	50 55.6%	26 53.1%	19 35.2%	70 45.8%	97 51.6%	173 54.7%	25 49.0%	254 53.6%	9 21.4%	0	9 23.7%	270 55.9%	73 52.1%	10 62.5%	187 57.2%	277 54.1%	2 15.4%



City of Dunwoody - Community Survey
March 2023

Q45A. How would you rate each of the following services offered by the Dunwoody Parks and Recreation Department? Excellent, good, poor, or very poor?

Dunwoody Preservation Trust

Base: Good/Poor

BANNER 1

	GENDER			AGE GROUP					ETHNICITY						
	TOTAL	MALE	FEMALE	OTHER	18-29	30-39	40-49	50-64	65+	LATINO	WHITE	BLACK	ASIAN	MORE THAN /ONE RACE	OTHER
GOOD (NET)	235	102	120	1	28	42	44	55	51	15	160	34	7	5	2
-----	100%	100%	100.0%	100%	100%	100%	100%	100%	100%	100.0%	100%	100%	100%	100.0%	100%
EXCELLENT	87	34	49	1	6	21	18	19	19	1	67	12	2	1	1
	37.0%	33.3%	40.8%	100%	21.4%	50.0%	40.9%	34.5%	37.3%	6.7%	41.9%	35.3%	28.6%	20.0%	50.0%
GOOD	148	68	71	0	22	21	26	36	32	14	93	22	5	4	1
	63.0%	66.7%	59.2%		78.6%	50.0%	59.1%	65.5%	62.7%	93.3%	58.1%	64.7%	71.4%	80.0%	50.0%
POOR (NET)	11	5	4	0	1	3	2	2	3	0	6	2	1	1	0
-----	100%	100%	100.0%		100%	100%	100%	100%	100%		100%	100%	100%	100.0%	
POOR	8	4	3	0	0	3	1	2	2	0	4	2	1	1	0
	72.7%	80.0%	75.0%			100%	50.0%	100%	66.7%		66.7%	100%	100%	100.0%	
VERY POOR	3	1	1	0	1	0	1	0	1	0	2	0	0	0	0
	27.3%	20.0%	25.0%		100%		50.0%		33.3%		33.3%				



City of Dunwoody - Community Survey
March 2023

Q45A. How would you rate each of the following services offered by the Dunwoody Parks and Recreation Department? Excellent, good, poor, or very poor?

Dunwoody Preservation Trust

Base: Good/Poor

BANNER 2

	YEARS LIVED IN DUNWOODY								CHILDREN IN HOUSEHOLD		BUSINESS OWNERSHIP		MODE						LANGUAGE		
	TOTAL	LESS THAN 1 YEAR	2 TO 3 YEARS	4 TO 5 YEARS	6 TO 10 YEARS	11 TO 15 YEARS	16 TO 20 YEARS	21 YEARS AND OVER	YES	NO	YES	NO	PHONE [NET]	LAND-LINE	MOBILE	ONLINE [NET]	EMAIL	TEXT	MAIL [NET]	ENGLISH	SPANISH
GOOD (NET)	235	6	30	25	39	22	32	80	87	136	24	211	32	3	29	203	66	5	132	225	10
-----	100%	100.0%	100%	100%	100%	100%	100%	100%	100.0%	100.0%	100%	100%	100%	100%	100.0%	100.0%	100%	100%	100%	100.0%	100.0%
EXCELLENT	87	3	10	9	15	6	12	31	34	49	10	77	7	1	6	80	25	1	54	86	1
	37.0%	50.0%	33.3%	36.0%	38.5%	27.3%	37.5%	38.8%	39.1%	36.0%	41.7%	36.5%	21.9%	33.3%	20.7%	39.4%	37.9%	20.0%	40.9%	38.2%	10.0%
GOOD	148	3	20	16	24	16	20	49	53	87	14	134	25	2	23	123	41	4	78	139	9
	63.0%	50.0%	66.7%	64.0%	61.5%	72.7%	62.5%	61.3%	60.9%	64.0%	58.3%	63.5%	78.1%	66.7%	79.3%	60.6%	62.1%	80.0%	59.1%	61.8%	90.0%
POOR (NET)	11	0	2	1	1	1	3	3	4	7	2	9	1	1	0	10	1	1	8	10	1
-----	100%		100%	100%	100%	100%	100%	100%	100.0%	100.0%	100%	100%	100%	100%		100.0%	100%	100%	100%	100.0%	100.0%
POOR	8	0	2	1	0	1	2	2	3	5	2	6	1	1	0	7	1	1	5	7	1
	72.7%		100%	100%		100%	66.7%	66.7%	75.0%	71.4%	100%	66.7%	100%	100%		70.0%	100%	100%	62.5%	70.0%	100.0%
VERY POOR	3	0	0	0	1	0	1	1	1	2	0	3	0	0	0	3	0	0	3	3	0
	27.3%				100%		33.3%	33.3%	25.0%	28.6%		33.3%				30.0%			37.5%	30.0%	



City of Dunwoody - Community Survey
March 2023

Q46. How would you rate each of the following services offered by the Dunwoody Parks and Recreation Department? Excellent, good, poor, or very poor?

Dunwoody Nature Center

Base: Total Sample

BANNER 1	GENDER				AGE GROUP					ETHNICITY					
	TOTAL	MALE	FEMALE	OTHER	18-29	30-39	40-49	50-64	65+	LATINO	WHITE	BLACK	ASIAN	MORE THAN /ONE RACE	OTHER
Total	525	239	247	1	69	102	103	111	107	34	338	63	31	14	9
	100%	100%	100.0%	100%	100%	100%	100%	100%	100%	100.0%	100%	100%	100%	100.0%	100%
GOOD (NET)	415	189	195	0	47	82	86	89	86	25	277	42	24	12	7
-----	79.0%	79.1%	78.9%		68.1%	80.4%	83.5%	80.2%	80.4%	73.5%	82.0%	66.7%	77.4%	85.7%	77.8%
EXCELLENT	248	117	118	0	29	56	59	50	47	9	186	24	10	6	2
	47.2%	49.0%	47.8%		42.0%	54.9%	57.3%	45.0%	43.9%	26.5%	55.0%	38.1%	32.3%	42.9%	22.2%
GOOD	167	72	77	0	18	26	27	39	39	16	91	18	14	6	5
	31.8%	30.1%	31.2%		26.1%	25.5%	26.2%	35.1%	36.4%	47.1%	26.9%	28.6%	45.2%	42.9%	55.6%
POOR (NET)	4	2	2	0	1	0	0	1	1	0	3	0	0	1	0
-----	0.8%	0.8%	0.8%		1.4%			0.9%	0.9%		0.9%			7.1%	
POOR	4	2	2	0	1	0	0	1	1	0	3	0	0	1	0
	0.8%	0.8%	0.8%		1.4%			0.9%	0.9%		0.9%			7.1%	
VERY POOR	0	0	0	0	0	0	0	0	0	0	0	0	0	0	0
DON'T KNOW	106	48	50	1	21	20	17	21	20	9	58	21	7	1	2
	20.2%	20.1%	20.2%	100%	30.4%	19.6%	16.5%	18.9%	18.7%	26.5%	17.2%	33.3%	22.6%	7.1%	22.2%



City of Dunwoody - Community Survey
March 2023

Q46. How would you rate each of the following services offered by the Dunwoody Parks and Recreation Department? Excellent, good, poor, or very poor?

Dunwoody Nature Center

Base: Total Sample

BANNER 2

	YEARS LIVED IN DUNWOODY									CHILDREN IN HOUSEHOLD		BUSINESS OWNERSHIP		MODE						LANGUAGE	
	TOTAL	LESS THAN 1	2 TO 3	4 TO 5	6 TO 10	11 TO 15	16 TO 20	21 YEARS AND OVER	YES	NO	YES	NO	PHONE [NET]	LAND-LINE	MOBILE	ONLINE [NET]	EMAIL	TEXT	MAIL [NET]	ENGLISH	SPANISH
			YEAR	YEARS	YEARS	YEARS	YEARS	YEARS													
Total	525 100%	26 100.0%	98 100%	54 100%	90 100%	49 100%	54 100%	153 100%	188 100.0%	316 100.0%	51 100%	474 100%	42 100%	4 100%	38 100.0%	483 100.0%	140 100%	16 100%	327 100%	512 100.0%	13 100.0%
GOOD (NET) -----	415 79.0%	15 57.7%	68 69.4%	38 70.4%	74 82.2%	44 89.8%	47 87.0%	128 83.7%	173 92.0%	226 71.5%	46 90.2%	369 77.8%	39 92.9%	4 100%	35 92.1%	376 77.8%	105 75.0%	10 62.5%	261 79.8%	404 78.9%	11 84.6%
EXCELLENT	248 47.2%	10 38.5%	37 37.8%	24 44.4%	52 57.8%	23 46.9%	29 53.7%	73 47.7%	119 63.3%	123 38.9%	28 54.9%	220 46.4%	19 45.2%	1 25.0%	18 47.4%	229 47.4%	67 47.9%	4 25.0%	158 48.3%	243 47.5%	5 38.5%
GOOD	167 31.8%	5 19.2%	31 31.6%	14 25.9%	22 24.4%	21 42.9%	18 33.3%	55 35.9%	54 28.7%	103 32.6%	18 35.3%	149 31.4%	20 47.6%	3 75.0%	17 44.7%	147 30.4%	38 27.1%	6 37.5%	103 31.5%	161 31.4%	6 46.2%
POOR (NET) -----	4 0.8%	0	1 1.0%	0	0	0	1 1.9%	2 1.3%	0	4 1.3%	0	4 0.8%	0	0	4 0.8%	1 0.7%	0	3 0.9%	3 0.6%	1 7.7%	
POOR	4 0.8%	0	1 1.0%	0	0	0	1 1.9%	2 1.3%	0	4 1.3%	0	4 0.8%	0	0	4 0.8%	1 0.7%	0	3 0.9%	3 0.6%	1 7.7%	
VERY POOR	0	0	0	0	0	0	0	0	0	0	0	0	0	0	0	0	0	0	0	0	
DON'T KNOW	106 20.2%	11 42.3%	29 29.6%	16 29.6%	16 17.8%	5 10.2%	6 11.1%	23 15.0%	15 8.0%	86 27.2%	5 9.8%	101 21.3%	3 7.1%	0	3 7.9%	103 21.3%	34 24.3%	6 37.5%	63 19.3%	105 20.5%	1 7.7%



City of Dunwoody - Community Survey
March 2023

Q46A. How would you rate each of the following services offered by the Dunwoody Parks and Recreation Department? Excellent, good, poor, or very poor?

Dunwoody Nature Center

Base: Good/Poor

BANNER 1

	GENDER			AGE GROUP					ETHNICITY						
	TOTAL	MALE	FEMALE	OTHER	18-29	30-39	40-49	50-64	65+	LATINO	WHITE	BLACK	ASIAN	MORE THAN /ONE RACE	OTHER
GOOD (NET)	415	189	195	0	47	82	86	89	86	25	277	42	24	12	7
-----	100%	100%	100.0%		100%	100%	100%	100%	100%	100.0%	100%	100%	100%	100.0%	100%
EXCELLENT	248	117	118	0	29	56	59	50	47	9	186	24	10	6	2
	59.8%	61.9%	60.5%		61.7%	68.3%	68.6%	56.2%	54.7%	36.0%	67.1%	57.1%	41.7%	50.0%	28.6%
GOOD	167	72	77	0	18	26	27	39	39	16	91	18	14	6	5
	40.2%	38.1%	39.5%		38.3%	31.7%	31.4%	43.8%	45.3%	64.0%	32.9%	42.9%	58.3%	50.0%	71.4%
POOR (NET)	4	2	2	0	1	0	0	1	1	0	3	0	0	1	0
-----	100%	100%	100.0%		100%			100%	100%		100%			100.0%	
POOR	4	2	2	0	1	0	0	1	1	0	3	0	0	1	0
	100%	100%	100.0%		100%			100%	100%		100%			100.0%	
VERY POOR	0	0	0	0	0	0	0	0	0	0	0	0	0	0	0



City of Dunwoody - Community Survey
March 2023

Q46A. How would you rate each of the following services offered by the Dunwoody Parks and Recreation Department? Excellent, good, poor, or very poor?

Dunwoody Nature Center

Base: Good/Poor

BANNER 2

	YEARS LIVED IN DUNWOODY								CHILDREN IN HOUSEHOLD		BUSINESS OWNERSHIP		MODE						LANGUAGE		
	TOTAL	LESS THAN 1	2 TO 3	4 TO 5	6 TO 10	11 TO 15	16 TO 20	21 YEARS AND OVER	YES	NO	YES	NO	PHONE [NET]	LAND-LINE	MOBILE	ONLINE [NET]	EMAIL	TEXT	MAIL [NET]	ENGLISH	SPANISH
			YEAR	YEARS	YEARS	YEARS	YEARS	YEARS													
GOOD (NET)	415	15	68	38	74	44	47	128	173	226	46	369	39	4	35	376	105	10	261	404	11
-----	100%	100.0%	100%	100%	100%	100%	100%	100%	100.0%	100.0%	100%	100%	100%	100%	100.0%	100%	100%	100%	100%	100.0%	100.0%
EXCELLENT	248	10	37	24	52	23	29	73	119	123	28	220	19	1	18	229	67	4	158	243	5
	59.8%	66.7%	54.4%	63.2%	70.3%	52.3%	61.7%	57.0%	68.8%	54.4%	60.9%	59.6%	48.7%	25.0%	51.4%	60.9%	63.8%	40.0%	60.5%	60.1%	45.5%
GOOD	167	5	31	14	22	21	18	55	54	103	18	149	20	3	17	147	38	6	103	161	6
	40.2%	33.3%	45.6%	36.8%	29.7%	47.7%	38.3%	43.0%	31.2%	45.6%	39.1%	40.4%	51.3%	75.0%	48.6%	39.1%	36.2%	60.0%	39.5%	39.9%	54.5%
POOR (NET)	4	0	1	0	0	0	1	2	0	4	0	4	0	0	0	4	1	0	3	3	1
-----	100%		100%				100%	100%		100.0%		100%			100.0%	100%		100%	100%	100.0%	100.0%
POOR	4	0	1	0	0	0	1	2	0	4	0	4	0	0	0	4	1	0	3	3	1
	100%		100%				100%	100%		100.0%		100%			100.0%	100%		100%	100%	100.0%	100.0%
VERY POOR	0	0	0	0	0	0	0	0	0	0	0	0	0	0	0	0	0	0	0	0	0



City of Dunwoody - Community Survey
March 2023

Q47. How many times in the last year did you or a member of your family utilize each of the following recreational spaces or programs in Dunwoody?

Soccer fields

Base: Total Sample

BANNER 1	GENDER				AGE GROUP					ETHNICITY					MORE THAN /ONE RACE	
	TOTAL	MALE	FEMALE	OTHER	18-29	30-39	40-49	50-64	65+	LATINO	WHITE	BLACK	ASIAN	RACE	OTHER	
Total	525	239	247	1	69	102	103	111	107	34	338	63	31	14	9	
	100%	100%	100.0%	100%	100%	100%	100%	100%	100%	100.0%	100%	100%	100%	100.0%	100%	
AT LEAST ONCE A WEEK (NET)	61	32	27	0	6	14	25	7	7	9	39	7	3	1	0	
-----	11.6%	13.4%	10.9%		8.7%	13.7%	24.3%	6.3%	6.5%	26.5%	11.5%	11.1%	9.7%	7.1%		
ONCE A WEEK OR MORE	37	21	15	0	3	6	21	3	2	6	22	5	3	0	0	
	7.0%	8.8%	6.1%		4.3%	5.9%	20.4%	2.7%	1.9%	17.6%	6.5%	7.9%	9.7%			
A FEW TIMES A MONTH	24	11	12	0	3	8	4	4	5	3	17	2	0	1	0	
	4.6%	4.6%	4.9%		4.3%	7.8%	3.9%	3.6%	4.7%	8.8%	5.0%	3.2%		7.1%		
INFREQUENT USE (NET)	89	46	33	1	13	21	25	20	6	5	49	13	9	3	2	
-----	17.0%	19.2%	13.4%	100%	18.8%	20.6%	24.3%	18.0%	5.6%	14.7%	14.5%	20.6%	29.0%	21.4%	22.2%	
MONTHLY OR BI-MONTHLY	23	13	10	0	2	6	8	5	2	2	12	4	4	1	0	
	4.4%	5.4%	4.0%		2.9%	5.9%	7.8%	4.5%	1.9%	5.9%	3.6%	6.3%	12.9%	7.1%		
A FEW TIMES A YEAR	66	33	23	1	11	15	17	15	4	3	37	9	5	2	2	
	12.6%	13.8%	9.3%	100%	15.9%	14.7%	16.5%	13.5%	3.7%	8.8%	10.9%	14.3%	16.1%	14.3%	22.2%	
NEVER	363	154	184	0	48	66	52	82	90	20	243	41	18	10	7	
	69.1%	64.4%	74.5%		69.6%	64.7%	50.5%	73.9%	84.1%	58.8%	71.9%	65.1%	58.1%	71.4%	77.8%	
UNSURE	12	7	3	0	2	1	1	2	4	0	7	2	1	0	0	
	2.3%	2.9%	1.2%		2.9%	1.0%	1.0%	1.8%	3.7%		2.1%	3.2%	3.2%			



City of Dunwoody - Community Survey
March 2023

Q47. How many times in the last year did you or a member of your family utilize each of the following recreational spaces or programs in Dunwoody?

Soccer fields

Base: Total Sample

BANNER 2

	YEARS LIVED IN DUNWOODY									CHILDREN IN HOUSEHOLD		BUSINESS OWNERSHIP		MODE						LANGUAGE	
	TOTAL	LESS THAN 1 YEAR	2 TO 3 YEARS	4 TO 5 YEARS	6 TO 10 YEARS	11 TO 15 YEARS	16 TO 20 YEARS	21 YEARS AND OVER	YES	NO	YES	NO	PHONE [NET]	LAND-LINE	MOBILE	ONLINE [NET]	EMAIL	TEXT	MAIL [NET]	ENGLISH	SPANISH
Total	525 100%	26 100.0%	98 100%	54 100%	90 100%	49 100%	54 100%	153 100%	188 100.0%	316 100.0%	51 100%	474 100%	42 100%	4 100%	38 100.0%	483 100.0%	140 100%	16 100%	327 100%	512 100.0%	13 100.0%
AT LEAST ONCE A WEEK (NET)	61 11.6%	1 3.8%	7 7.1%	10 18.5%	15 16.7%	9 18.4%	10 18.5%	9 5.9%	43 22.9%	17 5.4%	9 17.6%	52 11.0%	6 14.3%	0	6 15.8%	55 11.4%	12 8.6%	0	43 13.1%	56 10.9%	5 38.5%
ONCE A WEEK OR MORE	37 7.0%	1 3.8%	5 5.1%	4 7.4%	11 12.2%	8 16.3%	4 7.4%	4 2.6%	28 14.9%	8 2.5%	7 13.7%	30 6.3%	5 11.9%	0	5 13.2%	32 6.6%	6 4.3%	0	26 8.0%	35 6.8%	2 15.4%
A FEW TIMES A MONTH	24 4.6%	0	2 2.0%	6 11.1%	4 4.4%	1 2.0%	6 11.1%	5 3.3%	15 8.0%	9 2.8%	2 3.9%	22 4.6%	1 2.4%	0	1 2.6%	23 4.8%	6 4.3%	0	17 5.2%	21 4.1%	3 23.1%
INFREQUENT USE (NET)	89 17.0%	3 11.5%	20 20.4%	11 20.4%	19 21.1%	12 24.5%	12 22.2%	12 7.8%	44 23.4%	40 12.7%	7 13.7%	82 17.3%	8 19.0%	1 25.0%	7 18.4%	81 16.8%	13 9.3%	3 18.8%	65 19.9%	88 17.2%	1 7.7%
MONTHLY OR BI-MONTHLY	23 4.4%	0	7 7.1%	2 3.7%	5 5.6%	4 8.2%	4 7.4%	1 0.7%	12 6.4%	11 3.5%	1 2.0%	22 4.6%	3 7.1%	0	3 7.9%	20 4.1%	1 0.7%	1 6.3%	18 5.5%	22 4.3%	1 7.7%
A FEW TIMES A YEAR	66 12.6%	3 11.5%	13 13.3%	9 16.7%	14 15.6%	8 16.3%	8 14.8%	11 7.2%	32 17.0%	29 9.2%	6 11.8%	60 12.7%	5 11.9%	1 25.0%	4 10.5%	61 12.6%	12 8.6%	2 12.5%	47 14.4%	66 12.9%	0
NEVER	363 69.1%	22 84.6%	71 72.4%	31 57.4%	53 58.9%	27 55.1%	30 55.6%	128 83.7%	101 53.7%	249 78.8%	34 66.7%	329 69.4%	28 66.7%	3 75.0%	25 65.8%	335 69.4%	114 81.4%	11 68.8%	210 64.2%	356 69.5%	7 53.8%
UNSURE	12 2.3%	0	0	2 3.7%	3 3.3%	1 2.0%	2 3.7%	4 2.6%	0	10 3.2%	1 2.0%	11 2.3%	0	0	0	12 2.5%	1 0.7%	2 12.5%	9 2.8%	12 2.3%	0



City of Dunwoody - Community Survey
March 2023

Q47A. How many times in the last year did you or a member of your family utilize each of the following recreational spaces or programs in Dunwoody?

Soccer fields

Base: At Least Once A Week/Infrequent Use

BANNER 1

	GENDER				AGE GROUP					ETHNICITY					MORE THAN /ONE RACE	
	TOTAL	MALE	FEMALE	OTHER	18-29	30-39	40-49	50-64	65+	LATINO	WHITE	BLACK	ASIAN		OTHER	
AT LEAST ONCE A WEEK (NET)	61	32	27	0	6	14	25	7	7	9	39	7	3	1	0	
-----	100%	100%	100.0%		100%	100%	100%	100%	100%	100.0%	100%	100%	100%	100.0%		
ONCE A WEEK OR MORE	37	21	15	0	3	6	21	3	2	6	22	5	3	0	0	
	60.7%	65.6%	55.6%		50.0%	42.9%	84.0%	42.9%	28.6%	66.7%	56.4%	71.4%	100%			
A FEW TIMES A MONTH	24	11	12	0	3	8	4	4	5	3	17	2	0	1	0	
	39.3%	34.4%	44.4%		50.0%	57.1%	16.0%	57.1%	71.4%	33.3%	43.6%	28.6%		100.0%		
INFREQUENT USE (NET)	89	46	33	1	13	21	25	20	6	5	49	13	9	3	2	
-----	100%	100%	100.0%	100%	100%	100%	100%	100%	100%	100.0%	100%	100%	100%	100.0%	100%	
MONTHLY OR BI-MONTHLY	23	13	10	0	2	6	8	5	2	2	12	4	4	1	0	
	25.8%	28.3%	30.3%		15.4%	28.6%	32.0%	25.0%	33.3%	40.0%	24.5%	30.8%	44.4%	33.3%		
A FEW TIMES A YEAR	66	33	23	1	11	15	17	15	4	3	37	9	5	2	2	
	74.2%	71.7%	69.7%	100%	84.6%	71.4%	68.0%	75.0%	66.7%	60.0%	75.5%	69.2%	55.6%	66.7%	100%	



City of Dunwoody - Community Survey
March 2023

Q47A. How many times in the last year did you or a member of your family utilize each of the following recreational spaces or programs in Dunwoody?

Soccer fields

Base: At Least Once A Week/Infrequent Use

BANNER 2

	YEARS LIVED IN DUNWOODY								CHILDREN IN HOUSEHOLD		BUSINESS OWNERSHIP		MODE						LANGUAGE		
	TOTAL	LESS THAN 1 YEAR	2 TO 3 YEARS	4 TO 5 YEARS	6 TO 10 YEARS	11 TO 15 YEARS	16 TO 20 YEARS	21 YEARS AND OVER	YES	NO	YES	NO	PHONE [NET]	LAND-LINE	MOBILE	ONLINE [NET]	EMAIL	TEXT	MAIL [NET]	ENGLISH	SPANISH
AT LEAST ONCE A WEEK (NET)	61	1	7	10	15	9	10	9	43	17	9	52	6	0	6	55	12	0	43	56	5
-----	100%	100.0%	100%	100%	100%	100%	100%	100%	100.0%	100.0%	100%	100%	100%	100%	100.0%	100.0%	100%	100%	100%	100.0%	100.0%
ONCE A WEEK OR MORE	37	1	5	4	11	8	4	4	28	8	7	30	5	0	5	32	6	0	26	35	2
	60.7%	100.0%	71.4%	40.0%	73.3%	88.9%	40.0%	44.4%	65.1%	47.1%	77.8%	57.7%	83.3%		83.3%	58.2%	50.0%		60.5%	62.5%	40.0%
A FEW TIMES A MONTH	24	0	2	6	4	1	6	5	15	9	2	22	1	0	1	23	6	0	17	21	3
	39.3%		28.6%	60.0%	26.7%	11.1%	60.0%	55.6%	34.9%	52.9%	22.2%	42.3%	16.7%		16.7%	41.8%	50.0%		39.5%	37.5%	60.0%
INFREQUENT USE (NET)	89	3	20	11	19	12	12	12	44	40	7	82	8	1	7	81	13	3	65	88	1
-----	100%	100.0%	100%	100%	100%	100%	100%	100%	100.0%	100.0%	100%	100%	100%	100%	100.0%	100.0%	100%	100%	100%	100.0%	100.0%
MONTHLY OR BI-MONTHLY	23	0	7	2	5	4	4	1	12	11	1	22	3	0	3	20	1	1	18	22	1
	25.8%		35.0%	18.2%	26.3%	33.3%	33.3%	8.3%	27.3%	27.5%	14.3%	26.8%	37.5%		42.9%	24.7%	7.7%	33.3%	27.7%	25.0%	100.0%
A FEW TIMES A YEAR	66	3	13	9	14	8	8	11	32	29	6	60	5	1	4	61	12	2	47	66	0
	74.2%	100.0%	65.0%	81.8%	73.7%	66.7%	66.7%	91.7%	72.7%	72.5%	85.7%	73.2%	62.5%	100%	57.1%	75.3%	92.3%	66.7%	72.3%	75.0%	



City of Dunwoody - Community Survey
March 2023

Q48. How many times in the last year did you or a member of your family utilize each of the following recreational spaces or programs in Dunwoody?

Skate park

Base: Total Sample

BANNER 1	GENDER				AGE GROUP					ETHNICITY					
	TOTAL	MALE	FEMALE	OTHER	18-29	30-39	40-49	50-64	65+	LATINO	WHITE	BLACK	ASIAN	MORE THAN /ONE RACE	OTHER
Total	525	239	247	1	69	102	103	111	107	34	338	63	31	14	9
	100%	100%	100.0%	100%	100%	100%	100%	100%	100%	100.0%	100%	100%	100%	100.0%	100%
AT LEAST ONCE A WEEK (NET)	23	10	12	0	4	4	6	5	1	3	10	5	2	1	1
	4.4%	4.2%	4.9%		5.8%	3.9%	5.8%	4.5%	0.9%	8.8%	3.0%	7.9%	6.5%	7.1%	11.1%
ONCE A WEEK OR MORE	10	7	3	0	1	2	4	2	0	3	3	1	1	1	1
	1.9%	2.9%	1.2%		1.4%	2.0%	3.9%	1.8%		8.8%	0.9%	1.6%	3.2%	7.1%	11.1%
A FEW TIMES A MONTH	13	3	9	0	3	2	2	3	1	0	7	4	1	0	0
	2.5%	1.3%	3.6%		4.3%	2.0%	1.9%	2.7%	0.9%		2.1%	6.3%	3.2%		
INFREQUENT USE (NET)	71	34	30	0	13	12	26	12	5	6	36	10	9	2	1
	13.5%	14.2%	12.1%		18.8%	11.8%	25.2%	10.8%	4.7%	17.6%	10.7%	15.9%	29.0%	14.3%	11.1%
MONTHLY OR BI-MONTHLY	15	6	7	0	3	0	5	5	2	2	7	2	1	1	0
	2.9%	2.5%	2.8%		4.3%		4.9%	4.5%	1.9%	5.9%	2.1%	3.2%	3.2%	7.1%	
A FEW TIMES A YEAR	56	28	23	0	10	12	21	7	3	4	29	8	8	1	1
	10.7%	11.7%	9.3%		14.5%	11.8%	20.4%	6.3%	2.8%	11.8%	8.6%	12.7%	25.8%	7.1%	11.1%
NEVER	416	188	199	1	51	83	69	92	96	25	285	44	18	11	7
	79.2%	78.7%	80.6%	100%	73.9%	81.4%	67.0%	82.9%	89.7%	73.5%	84.3%	69.8%	58.1%	78.6%	77.8%
UNSURE	15	7	6	0	1	3	2	2	5	0	7	4	2	0	0
	2.9%	2.9%	2.4%		1.4%	2.9%	1.9%	1.8%	4.7%		2.1%	6.3%	6.5%		



City of Dunwoody - Community Survey
March 2023

Q48. How many times in the last year did you or a member of your family utilize each of the following recreational spaces or programs in Dunwoody?

Skate park

Base: Total Sample

BANNER 2

	YEARS LIVED IN DUNWOODY									CHILDREN IN HOUSEHOLD		BUSINESS OWNERSHIP		MODE						LANGUAGE	
	TOTAL	LESS THAN 1 YEAR	2 TO 3 YEARS	4 TO 5 YEARS	6 TO 10 YEARS	11 TO 15 YEARS	16 TO 20 YEARS	21 YEARS AND OVER	YES	NO	YES	NO	PHONE [NET]	LAND-LINE	MOBILE	ONLINE [NET]	EMAIL	TEXT	MAIL [NET]	ENGLISH	SPANISH
Total	525 100%	26 100.0%	98 100%	54 100%	90 100%	49 100%	54 100%	153 100%	188 100.0%	316 100.0%	51 100%	474 100%	42 100%	4 100%	38 100.0%	483 100.0%	140 100%	16 100%	327 100%	512 100.0%	13 100.0%
AT LEAST ONCE A WEEK (NET)	23 4.4%	1 3.8%	2 2.0%	4 7.4%	4 4.4%	4 8.2%	3 5.6%	5 3.3%	14 7.4%	8 2.5%	3 5.9%	20 4.2%	2 4.8%	0	2 5.3%	21 4.3%	5 3.6%	0	16 4.9%	21 4.1%	2 15.4%
ONCE A WEEK OR MORE	10 1.9%	0	0	3 5.6%	3 3.3%	1 2.0%	2 3.7%	1 0.7%	8 4.3%	2 0.6%	1 2.0%	9 1.9%	2 4.8%	0	2 5.3%	8 1.7%	1 0.7%	0	7 2.1%	8 1.6%	2 15.4%
A FEW TIMES A MONTH	13 2.5%	1 3.8%	2 2.0%	1 1.9%	1 1.1%	3 6.1%	1 1.9%	4 2.6%	6 3.2%	6 1.9%	2 3.9%	11 2.3%	0	0	13 2.7%	4 2.9%	0	9 2.8%	13 2.5%	0	
INFREQUENT USE (NET)	71 13.5%	2 7.7%	15 15.3%	9 16.7%	13 14.4%	9 18.4%	13 24.1%	10 6.5%	41 21.8%	27 8.5%	8 15.7%	63 13.3%	10 23.8%	0	10 26.3%	61 12.6%	12 8.6%	4 25.0%	45 13.8%	68 13.3%	3 23.1%
MONTHLY OR BI-MONTHLY	15 2.9%	1 3.8%	4 4.1%	2 3.7%	1 1.1%	1 2.0%	2 3.7%	4 2.6%	6 3.2%	9 2.8%	1 2.0%	14 3.0%	2 4.8%	0	2 5.3%	13 2.7%	3 2.1%	1 6.3%	9 2.8%	13 2.5%	2 15.4%
A FEW TIMES A YEAR	56 10.7%	1 3.8%	11 11.2%	7 13.0%	12 13.3%	8 16.3%	11 20.4%	6 3.9%	35 18.6%	18 5.7%	7 13.7%	49 10.3%	8 19.0%	0	8 21.1%	48 9.9%	9 6.4%	3 18.8%	36 11.0%	55 10.7%	1 7.7%
NEVER	416 79.2%	23 88.5%	80 81.6%	39 72.2%	70 77.8%	34 69.4%	36 66.7%	133 86.9%	130 69.1%	271 85.8%	39 76.5%	377 79.5%	28 66.7%	3 75.0%	25 65.8%	388 80.3%	121 86.4%	9 56.3%	258 78.9%	408 79.7%	8 61.5%
UNSURE	15 2.9%	0	1 1.0%	2 3.7%	3 3.3%	2 4.1%	2 3.7%	5 3.3%	3 1.6%	10 3.2%	1 2.0%	14 3.0%	2 4.8%	1 25.0%	1 2.6%	13 2.7%	2 1.4%	3 18.8%	8 2.4%	15 2.9%	0



City of Dunwoody - Community Survey
March 2023

Q48A. How many times in the last year did you or a member of your family utilize each of the following recreational spaces or programs in Dunwoody?

Skate park

Base: At Least Once A Week/Infrequent Use

BANNER 1

	GENDER			AGE GROUP					ETHNICITY						
	TOTAL	MALE	FEMALE	OTHER	18-29	30-39	40-49	50-64	65+	LATINO	WHITE	BLACK	ASIAN	MORE THAN /ONE RACE	OTHER
AT LEAST ONCE A WEEK (NET)	23	10	12	0	4	4	6	5	1	3	10	5	2	1	1
-----	100%	100%	100.0%		100%	100%	100%	100%	100%	100.0%	100%	100%	100%	100.0%	100%
ONCE A WEEK OR MORE	10	7	3	0	1	2	4	2	0	3	3	1	1	1	1
	43.5%	70.0%	25.0%		25.0%	50.0%	66.7%	40.0%		100.0%	30.0%	20.0%	50.0%	100.0%	100%
A FEW TIMES A MONTH	13	3	9	0	3	2	2	3	1	0	7	4	1	0	0
	56.5%	30.0%	75.0%		75.0%	50.0%	33.3%	60.0%	100%		70.0%	80.0%	50.0%		
INFREQUENT USE (NET)	71	34	30	0	13	12	26	12	5	6	36	10	9	2	1
-----	100%	100%	100.0%		100%	100%	100%	100%	100%	100.0%	100%	100%	100%	100.0%	100%
MONTHLY OR BI-MONTHLY	15	6	7	0	3	0	5	5	2	2	7	2	1	1	0
	21.1%	17.6%	23.3%		23.1%		19.2%	41.7%	40.0%	33.3%	19.4%	20.0%	11.1%	50.0%	
A FEW TIMES A YEAR	56	28	23	0	10	12	21	7	3	4	29	8	8	1	1
	78.9%	82.4%	76.7%		76.9%	100%	80.8%	58.3%	60.0%	66.7%	80.6%	80.0%	88.9%	50.0%	100%



City of Dunwoody - Community Survey
March 2023

Q48A. How many times in the last year did you or a member of your family utilize each of the following recreational spaces or programs in Dunwoody?

Skate park

Base: At Least Once A Week/Infrequent Use

BANNER 2

	YEARS LIVED IN DUNWOODY								CHILDREN IN HOUSEHOLD		BUSINESS OWNERSHIP		MODE					LANGUAGE			
	TOTAL	LESS THAN 1 YEAR	2 TO 3 YEARS	4 TO 5 YEARS	6 TO 10 YEARS	11 TO 15 YEARS	16 TO 20 YEARS	21 YEARS AND OVER	YES	NO	YES	NO	PHONE [NET]	LAND-LINE	MOBILE	ONLINE [NET]	EMAIL	TEXT	MAIL [NET]	ENGLISH	SPANISH
AT LEAST ONCE A WEEK (NET)	23	1	2	4	4	4	3	5	14	8	3	20	2	0	2	21	5	0	16	21	2
-----	100%	100.0%	100%	100%	100%	100%	100%	100%	100.0%	100.0%	100%	100%	100%	100%	100.0%	100.0%	100%	100%	100.0%	100.0%	100.0%
ONCE A WEEK OR MORE	10	0	0	3	3	1	2	1	8	2	1	9	2	0	2	8	1	0	7	8	2
	43.5%			75.0%	75.0%	25.0%	66.7%	20.0%	57.1%	25.0%	33.3%	45.0%	100%		100.0%	38.1%	20.0%		43.8%	38.1%	100.0%
A FEW TIMES A MONTH	13	1	2	1	1	3	1	4	6	6	2	11	0	0	0	13	4	0	9	13	0
	56.5%	100.0%	100%	25.0%	25.0%	75.0%	33.3%	80.0%	42.9%	75.0%	66.7%	55.0%			61.9%	80.0%		56.3%	61.9%		
INFREQUENT USE (NET)	71	2	15	9	13	9	13	10	41	27	8	63	10	0	10	61	12	4	45	68	3
-----	100%	100.0%	100%	100%	100%	100%	100%	100%	100.0%	100.0%	100%	100%	100%		100.0%	100.0%	100%	100%	100%	100.0%	100.0%
MONTHLY OR BI-MONTHLY	15	1	4	2	1	1	2	4	6	9	1	14	2	0	2	13	3	1	9	13	2
	21.1%	50.0%	26.7%	22.2%	7.7%	11.1%	15.4%	40.0%	14.6%	33.3%	12.5%	22.2%	20.0%		20.0%	21.3%	25.0%	25.0%	20.0%	19.1%	66.7%
A FEW TIMES A YEAR	56	1	11	7	12	8	11	6	35	18	7	49	8	0	8	48	9	3	36	55	1
	78.9%	50.0%	73.3%	77.8%	92.3%	88.9%	84.6%	60.0%	85.4%	66.7%	87.5%	77.8%	80.0%		80.0%	78.7%	75.0%	75.0%	80.0%	80.9%	33.3%



City of Dunwoody - Community Survey
March 2023

Q49. How many times in the last year did you or a member of your family utilize each of the following recreational spaces or programs in Dunwoody?

Zipline course

Base: Total Sample

BANNER 1	GENDER				AGE GROUP					ETHNICITY					
	TOTAL	MALE	FEMALE	OTHER	18-29	30-39	40-49	50-64	65+	LATINO	WHITE	BLACK	ASIAN	MORE THAN /ONE RACE	OTHER
Total	525	239	247	1	69	102	103	111	107	34	338	63	31	14	9
	100%	100%	100.0%	100%	100%	100%	100%	100%	100%	100.0%	100%	100%	100%	100.0%	100%
AT LEAST ONCE A WEEK (NET)	5	5	0	0	2	0	0	2	1	1	1	2	1	0	0
	1.0%	2.1%			2.9%			1.8%	0.9%	2.9%	0.3%	3.2%	3.2%		
ONCE A WEEK OR MORE	1	1	0	0	0	0	0	0	1	0	0	1	0	0	0
	0.2%	0.4%							0.9%			1.6%			
A FEW TIMES A MONTH	4	4	0	0	2	0	0	2	0	1	1	1	1	0	0
	0.8%	1.7%			2.9%			1.8%		2.9%	0.3%	1.6%	3.2%		
INFREQUENT USE (NET)	108	48	51	1	7	15	53	18	11	6	65	16	8	5	1
	20.6%	20.1%	20.6%	100%	10.1%	14.7%	51.5%	16.2%	10.3%	17.6%	19.2%	25.4%	25.8%	35.7%	11.1%
MONTHLY OR BI-MONTHLY	4	2	2	0	0	1	2	1	0	0	2	1	1	0	0
	0.8%	0.8%	0.8%			1.0%	1.9%	0.9%			0.6%	1.6%	3.2%		
A FEW TIMES A YEAR	104	46	49	1	7	14	51	17	11	6	63	15	7	5	1
	19.8%	19.2%	19.8%	100%	10.1%	13.7%	49.5%	15.3%	10.3%	17.6%	18.6%	23.8%	22.6%	35.7%	11.1%
NEVER	401	184	190	0	59	84	47	90	93	26	268	44	21	8	8
	76.4%	77.0%	76.9%		85.5%	82.4%	45.6%	81.1%	86.9%	76.5%	79.3%	69.8%	67.7%	57.1%	88.9%
UNSURE	11	2	6	0	1	3	3	1	2	1	4	1	1	1	0
	2.1%	0.8%	2.4%		1.4%	2.9%	2.9%	0.9%	1.9%	2.9%	1.2%	1.6%	3.2%	7.1%	



City of Dunwoody - Community Survey
March 2023

Q49. How many times in the last year did you or a member of your family utilize each of the following recreational spaces or programs in Dunwoody?

Zipline course

Base: Total Sample

BANNER 2

	YEARS LIVED IN DUNWOODY									CHILDREN IN HOUSEHOLD		BUSINESS OWNERSHIP		MODE						LANGUAGE	
	TOTAL	LESS THAN 1	2 TO 3	4 TO 5	6 TO 10	11 TO 15	16 TO 20	21 YEARS AND OVER	YES	NO	YES	NO	PHONE [NET]	LAND-LINE	MOBILE	ONLINE [NET]	EMAIL	TEXT	MAIL [NET]	ENGLISH	SPANISH
			YEAR	YEARS	YEARS	YEARS	YEARS	YEARS													
Total	525 100%	26 100.0%	98 100%	54 100%	90 100%	49 100%	54 100%	153 100%	188 100.0%	316 100.0%	51 100%	474 100%	42 100%	4 100%	38 100.0%	483 100.0%	140 100%	16 100%	327 100%	512 100.0%	13 100.0%
AT LEAST ONCE A WEEK (NET)	5 1.0%	1 3.8%	1 1.0%	0 0%	0 0%	0 0%	2 3.7%	1 0.7%	2 1.1%	3 0.9%	1 2.0%	4 0.8%	1 2.4%	0 0%	1 2.6%	4 0.8%	1 0.7%	0 0%	3 0.9%	4 0.8%	1 7.7%
ONCE A WEEK OR MORE	1 0.2%	0 0%	0 0%	0 0%	0 0%	0 0%	0 0%	1 0.7%	0 0%	1 0.3%	0 0%	1 0.2%	1 2.4%	0 0%	1 2.6%	0 0%	0 0%	0 0%	0 0%	1 0.2%	0 0%
A FEW TIMES A MONTH	4 0.8%	1 3.8%	1 1.0%	0 0%	0 0%	0 0%	2 3.7%	0 0%	2 1.1%	2 0.6%	1 2.0%	3 0.6%	0 0%	0 0%	0 0%	4 0.8%	1 0.7%	0 0%	3 0.9%	3 0.6%	1 7.7%
INFREQUENT USE (NET)	108 20.6%	2 7.7%	10 10.2%	8 14.8%	31 34.4%	20 40.8%	19 35.2%	18 11.8%	76 40.4%	28 8.9%	15 29.4%	93 19.6%	10 23.8%	1 25.0%	9 23.7%	98 20.3%	18 12.9%	3 18.8%	77 23.5%	104 20.3%	4 30.8%
MONTHLY OR BI-MONTHLY	4 0.8%	0 0%	0 0%	0 0%	3 3.3%	1 2.0%	0 0%	0 0%	3 1.6%	1 0.3%	0 0%	4 0.8%	0 0%	0 0%	0 0%	4 0.8%	1 0.7%	1 6.3%	2 0.6%	4 0.8%	0 0%
A FEW TIMES A YEAR	104 19.8%	2 7.7%	10 10.2%	8 14.8%	28 31.1%	19 38.8%	19 35.2%	18 11.8%	73 38.8%	27 8.5%	15 29.4%	89 18.8%	10 23.8%	1 25.0%	9 23.7%	94 19.5%	17 12.1%	2 12.5%	75 22.9%	100 19.5%	4 30.8%
NEVER	401 76.4%	22 84.6%	86 87.8%	44 81.5%	58 64.4%	27 55.1%	32 59.3%	131 85.6%	109 58.0%	276 87.3%	33 64.7%	368 77.6%	31 73.8%	3 75.0%	28 73.7%	370 76.6%	119 85.0%	12 75.0%	239 73.1%	393 76.8%	8 61.5%
UNSURE	11 2.1%	1 3.8%	1 1.0%	2 3.7%	1 1.1%	2 4.1%	1 1.9%	3 2.0%	1 0.5%	9 2.8%	2 3.9%	9 1.9%	0 0%	0 0%	0 0%	11 2.3%	2 1.4%	1 6.3%	8 2.4%	11 2.1%	0 0%



City of Dunwoody - Community Survey
March 2023

Q49A. How many times in the last year did you or a member of your family utilize each of the following recreational spaces or programs in Dunwoody?

Zipline course

Base: At Least Once A Week/Infrequent Use

BANNER 1

	GENDER				AGE GROUP					ETHNICITY					
	TOTAL	MALE	FEMALE	OTHER	18-29	30-39	40-49	50-64	65+	LATINO	WHITE	BLACK	ASIAN	MORE THAN /ONE RACE	OTHER
AT LEAST ONCE A WEEK (NET)	5	5	0	0	2	0	0	2	1	1	1	2	1	0	0
-----	100%	100%			100%			100%	100%	100.0%	100%	100%	100%		
ONCE A WEEK OR MORE	1	1	0	0	0	0	0	0	1	0	0	1	0	0	0
	20.0%	20.0%							100%			50.0%			
A FEW TIMES A MONTH	4	4	0	0	2	0	0	2	0	1	1	1	1	0	0
	80.0%	80.0%			100%			100%		100.0%	100%	50.0%	100%		
INFREQUENT USE (NET)	108	48	51	1	7	15	53	18	11	6	65	16	8	5	1
-----	100%	100%	100.0%	100%	100%	100%	100%	100%	100%	100.0%	100%	100%	100%	100.0%	100%
MONTHLY OR BI-MONTHLY	4	2	2	0	0	1	2	1	0	0	2	1	1	0	0
	3.7%	4.2%	3.9%			6.7%	3.8%	5.6%			3.1%	6.3%	12.5%		
A FEW TIMES A YEAR	104	46	49	1	7	14	51	17	11	6	63	15	7	5	1
	96.3%	95.8%	96.1%	100%	100%	93.3%	96.2%	94.4%	100%	100.0%	96.9%	93.8%	87.5%	100.0%	100%



City of Dunwoody - Community Survey
March 2023

Q49A. How many times in the last year did you or a member of your family utilize each of the following recreational spaces or programs in Dunwoody?

Zipline course

Base: At Least Once A Week/Infrequent Use

BANNER 2

	YEARS LIVED IN DUNWOODY								CHILDREN IN HOUSEHOLD		BUSINESS OWNERSHIP		MODE						LANGUAGE		
	TOTAL	LESS THAN 1	2 TO 3	4 TO 5	6 TO 10	11 TO 15	16 TO 20	21 YEARS AND OVER	YES	NO	YES	NO	PHONE [NET]	LAND-LINE	MOBILE	ONLINE [NET]	EMAIL	TEXT	MAIL [NET]	ENGLISH	SPANISH
AT LEAST ONCE A WEEK (NET)	5	1	1	0	0	0	2	1	2	3	1	4	1	0	1	4	1	0	3	4	1
-----	100%	100.0%	100%				100%	100%	100.0%	100.0%	100%	100%	100%	100.0%	100.0%	100%	100%	100%	100%	100.0%	100.0%
ONCE A WEEK OR MORE	1	0	0	0	0	0	0	1	0	1	0	1	0	1	0	0	0	0	0	1	0
	20.0%							100%	33.3%	25.0%	100%	100.0%							25.0%	0	
A FEW TIMES A MONTH	4	1	1	0	0	0	2	0	2	2	1	3	0	0	4	1	0	3	3	1	
	80.0%	100.0%	100%				100%		100.0%	66.7%	100%	75.0%			100.0%	100%		100%	75.0%	100.0%	
INFREQUENT USE (NET)	108	2	10	8	31	20	19	18	76	28	15	93	10	1	9	98	18	3	77	104	4
-----	100%	100.0%	100%	100%	100%	100%	100%	100%	100.0%	100.0%	100%	100%	100%	100%	100.0%	100.0%	100%	100%	100%	100.0%	100.0%
MONTHLY OR BI-MONTHLY	4	0	0	0	3	1	0	0	3	1	0	4	0	0	4	1	1	2	4	0	
	3.7%				9.7%	5.0%			3.9%	3.6%		4.3%			4.1%	5.6%	33.3%	2.6%	3.8%		
A FEW TIMES A YEAR	104	2	10	8	28	19	19	18	73	27	15	89	10	1	9	94	17	2	75	100	4
	96.3%	100.0%	100%	100%	90.3%	95.0%	100%	100%	96.1%	96.4%	100%	95.7%	100%	100%	100.0%	95.9%	94.4%	66.7%	97.4%	96.2%	100.0%



City of Dunwoody - Community Survey
March 2023

Q50. How many times in the last year did you or a member of your family utilize each of the following recreational spaces or programs in Dunwoody?

Basketball court

Base: Total Sample

BANNER 1	GENDER				AGE GROUP					ETHNICITY					
	TOTAL	MALE	FEMALE	OTHER	18-29	30-39	40-49	50-64	65+	LATINO	WHITE	BLACK	ASIAN	MORE THAN /ONE RACE	OTHER
Total	525	239	247	1	69	102	103	111	107	34	338	63	31	14	9
	100%	100%	100.0%	100%	100%	100%	100%	100%	100%	100.0%	100%	100%	100%	100.0%	100%
AT LEAST ONCE A WEEK (NET)	27	14	12	0	7	5	4	7	2	4	6	13	1	1	1
-----	5.1%	5.9%	4.9%		10.1%	4.9%	3.9%	6.3%	1.9%	11.8%	1.8%	20.6%	3.2%	7.1%	11.1%
ONCE A WEEK OR MORE	8	4	4	0	1	2	1	2	1	1	2	4	0	0	1
	1.5%	1.7%	1.6%		1.4%	2.0%	1.0%	1.8%	0.9%	2.9%	0.6%	6.3%			11.1%
A FEW TIMES A MONTH	19	10	8	0	6	3	3	5	1	3	4	9	1	1	0
	3.6%	4.2%	3.2%		8.7%	2.9%	2.9%	4.5%	0.9%	8.8%	1.2%	14.3%	3.2%	7.1%	
INFREQUENT USE (NET)	71	40	26	0	14	13	16	19	6	3	38	13	6	1	4
-----	13.5%	16.7%	10.5%		20.3%	12.7%	15.5%	17.1%	5.6%	8.8%	11.2%	20.6%	19.4%	7.1%	44.4%
MONTHLY OR BI-MONTHLY	12	9	3	0	3	4	1	3	1	0	9	2	1	0	0
	2.3%	3.8%	1.2%		4.3%	3.9%	1.0%	2.7%	0.9%		2.7%	3.2%	3.2%		
A FEW TIMES A YEAR	59	31	23	0	11	9	15	16	5	3	29	11	5	1	4
	11.2%	13.0%	9.3%		15.9%	8.8%	14.6%	14.4%	4.7%	8.8%	8.6%	17.5%	16.1%	7.1%	44.4%
NEVER	413	178	204	1	46	81	81	84	94	27	285	36	22	12	4
	78.7%	74.5%	82.6%	100%	66.7%	79.4%	78.6%	75.7%	87.9%	79.4%	84.3%	57.1%	71.0%	85.7%	44.4%
UNSURE	14	7	5	0	2	3	2	1	5	0	9	1	2	0	0
	2.7%	2.9%	2.0%		2.9%	2.9%	1.9%	0.9%	4.7%		2.7%	1.6%	6.5%		



City of Dunwoody - Community Survey
March 2023

Q50. How many times in the last year did you or a member of your family utilize each of the following recreational spaces or programs in Dunwoody?

Basketball court

Base: Total Sample

BANNER 2

	YEARS LIVED IN DUNWOODY									CHILDREN IN HOUSEHOLD		BUSINESS OWNERSHIP		MODE						LANGUAGE	
	TOTAL	LESS THAN 1 YEAR	2 TO 3 YEARS	4 TO 5 YEARS	6 TO 10 YEARS	11 TO 15 YEARS	16 TO 20 YEARS	21 YEARS AND OVER	YES	NO	YES	NO	PHONE [NET]	LAND-LINE	MOBILE	ONLINE [NET]	EMAIL	TEXT	MAIL [NET]	ENGLISH	SPANISH
Total	525 100%	26 100.0%	98 100%	54 100%	90 100%	49 100%	54 100%	153 100%	188 100.0%	316 100.0%	51 100%	474 100%	42 100%	4 100%	38 100.0%	483 100.0%	140 100%	16 100%	327 100%	512 100.0%	13 100.0%
AT LEAST ONCE A WEEK (NET)	27 5.1%	1 3.8%	8 8.2%	3 5.6%	3 3.3%	3 6.1%	4 7.4%	5 3.3%	9 4.8%	16 5.1%	4 7.8%	23 4.9%	5 11.9%	1 25.0%	4 10.5%	22 4.6%	2 1.4%	2 12.5%	18 5.5%	25 4.9%	2 15.4%
ONCE A WEEK OR MORE	8 1.5%	1 3.8%	2 2.0%	2 3.7%	0	0	1 1.9%	2 1.3%	1 0.5%	7 2.2%	0	8 1.7%	2 4.8%	1 25.0%	1 2.6%	6 1.2%	0	0	6 1.8%	7 1.4%	1 7.7%
A FEW TIMES A MONTH	19 3.6%	0	6 6.1%	1 1.9%	3 3.3%	3 6.1%	3 5.6%	3 2.0%	8 4.3%	9 2.8%	4 7.8%	15 3.2%	3 7.1%	0	3 7.9%	16 3.3%	2 1.4%	2 12.5%	12 3.7%	18 3.5%	1 7.7%
INFREQUENT USE (NET)	71 13.5%	3 11.5%	12 12.2%	6 11.1%	13 14.4%	9 18.4%	11 20.4%	17 11.1%	33 17.6%	35 11.1%	10 19.6%	61 12.9%	10 23.8%	1 25.0%	9 23.7%	61 12.6%	12 8.6%	4 25.0%	45 13.8%	70 13.7%	1 7.7%
MONTHLY OR BI-MONTHLY	12 2.3%	1 3.8%	2 2.0%	2 3.7%	0	1 2.0%	2 3.7%	4 2.6%	5 2.7%	7 2.2%	1 2.0%	11 2.3%	3 7.1%	1 25.0%	2 5.3%	9 1.9%	1 0.7%	1 6.3%	7 2.1%	12 2.3%	0
A FEW TIMES A YEAR	59 11.2%	2 7.7%	10 10.2%	4 7.4%	13 14.4%	8 16.3%	9 16.7%	13 8.5%	28 14.9%	28 8.9%	9 17.6%	50 10.5%	7 16.7%	0	7 18.4%	52 10.8%	11 7.9%	3 18.8%	38 11.6%	58 11.3%	1 7.7%
NEVER	413 78.7%	21 80.8%	77 78.6%	43 79.6%	71 78.9%	37 75.5%	37 68.5%	126 82.4%	144 76.6%	254 80.4%	35 68.6%	378 79.7%	27 64.3%	2 50.0%	25 65.8%	386 79.9%	123 87.9%	8 50.0%	255 78.0%	403 78.7%	10 76.9%
UNSURE	14 2.7%	1 3.8%	1 1.0%	2 3.7%	3 3.3%	0	2 3.7%	5 3.3%	2 1.1%	11 3.5%	2 3.9%	12 2.5%	0	0	0	14 2.9%	3 2.1%	2 12.5%	9 2.8%	14 2.7%	0



City of Dunwoody - Community Survey
March 2023

Q50A. How many times in the last year did you or a member of your family utilize each of the following recreational spaces or programs in Dunwoody?

Basketball court

Base: At Least Once A Week/Infrequent Use

BANNER 1

	GENDER				AGE GROUP					ETHNICITY					
	TOTAL	MALE	FEMALE	OTHER	18-29	30-39	40-49	50-64	65+	LATINO	WHITE	BLACK	ASIAN	MORE THAN /ONE RACE	OTHER
AT LEAST ONCE A WEEK (NET)	27	14	12	0	7	5	4	7	2	4	6	13	1	1	1
-----	100%	100%	100.0%		100%	100%	100%	100%	100%	100.0%	100%	100%	100%	100.0%	100%
ONCE A WEEK OR MORE	8	4	4	0	1	2	1	2	1	1	2	4	0	0	1
	29.6%	28.6%	33.3%		14.3%	40.0%	25.0%	28.6%	50.0%	25.0%	33.3%	30.8%			100%
A FEW TIMES A MONTH	19	10	8	0	6	3	3	5	1	3	4	9	1	1	0
	70.4%	71.4%	66.7%		85.7%	60.0%	75.0%	71.4%	50.0%	75.0%	66.7%	69.2%	100%	100.0%	
INFREQUENT USE (NET)	71	40	26	0	14	13	16	19	6	3	38	13	6	1	4
-----	100%	100%	100.0%		100%	100%	100%	100%	100%	100.0%	100%	100%	100%	100.0%	100%
MONTHLY OR BI-MONTHLY	12	9	3	0	3	4	1	3	1	0	9	2	1	0	0
	16.9%	22.5%	11.5%		21.4%	30.8%	6.3%	15.8%	16.7%		23.7%	15.4%	16.7%		
A FEW TIMES A YEAR	59	31	23	0	11	9	15	16	5	3	29	11	5	1	4
	83.1%	77.5%	88.5%		78.6%	69.2%	93.8%	84.2%	83.3%	100.0%	76.3%	84.6%	83.3%	100.0%	100%



City of Dunwoody - Community Survey
March 2023

Q50A. How many times in the last year did you or a member of your family utilize each of the following recreational spaces or programs in Dunwoody?

Basketball court

Base: At Least Once A Week/Infrequent Use

BANNER 2

	YEARS LIVED IN DUNWOODY								CHILDREN IN HOUSEHOLD		BUSINESS OWNERSHIP		MODE						LANGUAGE		
	TOTAL	LESS THAN 1 YEAR	2 TO 3 YEARS	4 TO 5 YEARS	6 TO 10 YEARS	11 TO 15 YEARS	16 TO 20 YEARS	21 YEARS AND OVER	YES	NO	YES	NO	PHONE [NET]	LAND-LINE	MOBILE	ONLINE [NET]	EMAIL	TEXT	MAIL [NET]	ENGLISH	SPANISH
AT LEAST ONCE A WEEK (NET)	27	1	8	3	3	3	4	5	9	16	4	23	5	1	4	22	2	2	18	25	2
-----	100%	100.0%	100%	100%	100%	100%	100%	100%	100.0%	100.0%	100%	100%	100%	100%	100.0%	100.0%	100%	100%	100.0%	100.0%	100.0%
ONCE A WEEK OR MORE	8	1	2	2	0	0	1	2	1	7	0	8	2	1	1	6	0	0	6	7	1
	29.6%	100.0%	25.0%	66.7%			25.0%	40.0%	11.1%	43.8%		34.8%	40.0%	100%	25.0%	27.3%			33.3%	28.0%	50.0%
A FEW TIMES A MONTH	19	0	6	1	3	3	3	3	8	9	4	15	3	0	3	16	2	2	12	18	1
	70.4%		75.0%	33.3%	100%	100%	75.0%	60.0%	88.9%	56.3%	100%	65.2%	60.0%		75.0%	72.7%	100%	100%	66.7%	72.0%	50.0%
INFREQUENT USE (NET)	71	3	12	6	13	9	11	17	33	35	10	61	10	1	9	61	12	4	45	70	1
-----	100%	100.0%	100%	100%	100%	100%	100%	100%	100.0%	100.0%	100%	100%	100%	100%	100.0%	100.0%	100%	100%	100%	100.0%	100.0%
MONTHLY OR BI-MONTHLY	12	1	2	2	0	1	2	4	5	7	1	11	3	1	2	9	1	1	7	12	0
	16.9%	33.3%	16.7%	33.3%		11.1%	18.2%	23.5%	15.2%	20.0%	10.0%	18.0%	30.0%	100%	22.2%	14.8%	8.3%	25.0%	15.6%	17.1%	
A FEW TIMES A YEAR	59	2	10	4	13	8	9	13	28	28	9	50	7	0	7	52	11	3	38	58	1
	83.1%	66.7%	83.3%	66.7%	100%	88.9%	81.8%	76.5%	84.8%	80.0%	90.0%	82.0%	70.0%		77.8%	85.2%	91.7%	75.0%	84.4%	82.9%	100.0%



City of Dunwoody - Community Survey
March 2023

Q51. How many times in the last year did you or a member of your family utilize each of the following recreational spaces or programs in Dunwoody?

City-owned tennis courts

Base: Total Sample

BANNER 1	GENDER				AGE GROUP					ETHNICITY					
	TOTAL	MALE	FEMALE	OTHER	18-29	30-39	40-49	50-64	65+	LATINO	WHITE	BLACK	ASIAN	MORE THAN /ONE RACE	OTHER
Total	525	239	247	1	69	102	103	111	107	34	338	63	31	14	9
	100%	100%	100.0%	100%	100%	100%	100%	100%	100%	100.0%	100%	100%	100%	100.0%	100%
AT LEAST ONCE A WEEK (NET)	18	9	9	0	6	5	4	2	0	2	11	4	1	0	0
	3.4%	3.8%	3.6%		8.7%	4.9%	3.9%	1.8%		5.9%	3.3%	6.3%	3.2%		
ONCE A WEEK OR MORE	5	3	2	0	2	0	1	1	0	1	3	1	0	0	0
	1.0%	1.3%	0.8%		2.9%		1.0%	0.9%		2.9%	0.9%	1.6%			
A FEW TIMES A MONTH	13	6	7	0	4	5	3	1	0	1	8	3	1	0	0
	2.5%	2.5%	2.8%		5.8%	4.9%	2.9%	0.9%		2.9%	2.4%	4.8%	3.2%		
INFREQUENT USE (NET)	83	36	41	1	14	15	16	23	12	8	41	16	9	2	4
	15.8%	15.1%	16.6%	100%	20.3%	14.7%	15.5%	20.7%	11.2%	23.5%	12.1%	25.4%	29.0%	14.3%	44.4%
MONTHLY OR BI-MONTHLY	13	7	4	1	4	2	4	1	2	0	9	2	1	1	0
	2.5%	2.9%	1.6%	100%	5.8%	2.0%	3.9%	0.9%	1.9%		2.7%	3.2%	3.2%	7.1%	
A FEW TIMES A YEAR	70	29	37	0	10	13	12	22	10	8	32	14	8	1	4
	13.3%	12.1%	15.0%		14.5%	12.7%	11.7%	19.8%	9.3%	23.5%	9.5%	22.2%	25.8%	7.1%	44.4%
NEVER	409	186	192	0	48	78	80	84	91	24	276	41	20	12	5
	77.9%	77.8%	77.7%		69.6%	76.5%	77.7%	75.7%	85.0%	70.6%	81.7%	65.1%	64.5%	85.7%	55.6%
UNSURE	15	8	5	0	1	4	3	2	4	0	10	2	1	0	0
	2.9%	3.3%	2.0%		1.4%	3.9%	2.9%	1.8%	3.7%		3.0%	3.2%	3.2%		



City of Dunwoody - Community Survey
March 2023

Q51. How many times in the last year did you or a member of your family utilize each of the following recreational spaces or programs in Dunwoody?

City-owned tennis courts

Base: Total Sample

BANNER 2

	YEARS LIVED IN DUNWOODY									CHILDREN IN HOUSEHOLD		BUSINESS OWNERSHIP		MODE						LANGUAGE	
	TOTAL	LESS THAN 1 YEAR	2 TO 3 YEARS	4 TO 5 YEARS	6 TO 10 YEARS	11 TO 15 YEARS	16 TO 20 YEARS	21 YEARS AND OVER	YES	NO	YES	NO	PHONE [NET]	LAND-LINE	MOBILE	ONLINE [NET]	EMAIL	TEXT	MAIL [NET]	ENGLISH	SPANISH
Total	525 100%	26 100.0%	98 100%	54 100%	90 100%	49 100%	54 100%	153 100%	188 100.0%	316 100.0%	51 100%	474 100%	42 100%	4 100%	38 100.0%	483 100.0%	140 100%	16 100%	327 100%	512 100.0%	13 100.0%
AT LEAST ONCE A WEEK (NET)	18 3.4%	1 3.8%	6 6.1%	1 1.9%	6 6.7%	0	1 1.9%	2 1.3%	8 4.3%	10 3.2%	2 3.9%	16 3.4%	3 7.1%	0	3 7.9%	15 3.1%	0	0	15 4.6%	18 3.5%	0
ONCE A WEEK OR MORE	5 1.0%	0	1 1.0%	0	0	0	1 1.9%	2 1.3%	1 0.5%	4 1.3%	0	5 1.1%	2 4.8%	0	2 5.3%	3 0.6%	0	0	3 0.9%	5 1.0%	0
A FEW TIMES A MONTH	13 2.5%	1 3.8%	5 5.1%	1 1.9%	6 6.7%	0	0	0	7 3.7%	6 1.9%	2 3.9%	11 2.3%	1 2.4%	0	1 2.6%	12 2.5%	0	0	12 3.7%	13 2.5%	0
INFREQUENT USE (NET)	83 15.8%	5 19.2%	14 14.3%	11 20.4%	14 15.6%	10 20.4%	13 24.1%	16 10.5%	33 17.6%	46 14.6%	11 21.6%	72 15.2%	11 26.2%	1 25.0%	10 26.3%	72 14.9%	15 10.7%	1 6.3%	56 17.1%	81 15.8%	2 15.4%
MONTHLY OR BI-MONTHLY	13 2.5%	1 3.8%	1 1.0%	3 5.6%	4 4.4%	1 2.0%	1 1.9%	2 1.3%	7 3.7%	6 1.9%	2 3.9%	11 2.3%	3 7.1%	0	3 7.9%	10 2.1%	4 2.9%	0	6 1.8%	13 2.5%	0
A FEW TIMES A YEAR	70 13.3%	4 15.4%	13 13.3%	8 14.8%	10 11.1%	9 18.4%	12 22.2%	14 9.2%	26 13.8%	40 12.7%	9 17.6%	61 12.9%	8 19.0%	1 25.0%	7 18.4%	62 12.8%	11 7.9%	1 6.3%	50 15.3%	68 13.3%	2 15.4%
NEVER	409 77.9%	19 73.1%	77 78.6%	39 72.2%	67 74.4%	39 79.6%	38 70.4%	130 85.0%	144 76.6%	249 78.8%	35 68.6%	374 78.9%	28 66.7%	3 75.0%	25 65.8%	381 78.9%	121 86.4%	13 81.3%	247 75.5%	398 77.7%	11 84.6%
UNSURE	15 2.9%	1 3.8%	1 1.0%	3 5.6%	3 3.3%	0	2 3.7%	5 3.3%	3 1.6%	11 3.5%	3 5.9%	12 2.5%	0	0	0	15 3.1%	4 2.9%	2 12.5%	9 2.8%	15 2.9%	0



City of Dunwoody - Community Survey
March 2023

Q51A. How many times in the last year did you or a member of your family utilize each of the following recreational spaces or programs in Dunwoody?

City-owned tennis courts

Base: At Least Once A Week/Infrequent Use

BANNER 1

	GENDER			AGE GROUP					ETHNICITY						
	TOTAL	MALE	FEMALE	OTHER	18-29	30-39	40-49	50-64	65+	LATINO	WHITE	BLACK	ASIAN	MORE THAN /ONE RACE	OTHER
AT LEAST ONCE A WEEK (NET)	18	9	9	0	6	5	4	2	0	2	11	4	1	0	0
-----	100%	100%	100.0%		100%	100%	100%	100%		100.0%	100%	100%	100%		
ONCE A WEEK OR MORE	5	3	2	0	2	0	1	1	0	1	3	1	0	0	0
	27.8%	33.3%	22.2%		33.3%		25.0%	50.0%		50.0%	27.3%	25.0%			
A FEW TIMES A MONTH	13	6	7	0	4	5	3	1	0	1	8	3	1	0	0
	72.2%	66.7%	77.8%		66.7%	100%	75.0%	50.0%		50.0%	72.7%	75.0%	100%		
INFREQUENT USE (NET)	83	36	41	1	14	15	16	23	12	8	41	16	9	2	4
-----	100%	100%	100.0%	100%	100%	100%	100%	100%	100%	100.0%	100%	100%	100%	100.0%	100%
MONTHLY OR BI-MONTHLY	13	7	4	1	4	2	4	1	2	0	9	2	1	1	0
	15.7%	19.4%	9.8%	100%	28.6%	13.3%	25.0%	4.3%	16.7%		22.0%	12.5%	11.1%	50.0%	
A FEW TIMES A YEAR	70	29	37	0	10	13	12	22	10	8	32	14	8	1	4
	84.3%	80.6%	90.2%		71.4%	86.7%	75.0%	95.7%	83.3%	100.0%	78.0%	87.5%	88.9%	50.0%	100%



City of Dunwoody - Community Survey
March 2023

Q51A. How many times in the last year did you or a member of your family utilize each of the following recreational spaces or programs in Dunwoody?

City-owned tennis courts

Base: At Least Once A Week/Infrequent Use

BANNER 2

	YEARS LIVED IN DUNWOODY								CHILDREN IN HOUSEHOLD		BUSINESS OWNERSHIP		MODE					LANGUAGE			
	TOTAL	LESS THAN 1 YEAR	2 TO 3 YEARS	4 TO 5 YEARS	6 TO 10 YEARS	11 TO 15 YEARS	16 TO 20 YEARS	21 YEARS AND OVER	YES	NO	YES	NO	PHONE [NET]	LAND-LINE	MOBILE	ONLINE [NET]	EMAIL	TEXT	MAIL [NET]	ENGLISH	SPANISH
AT LEAST ONCE A WEEK (NET)	18	1	6	1	6	0	1	2	8	10	2	16	3	0	3	15	0	0	15	18	0
-----	100%	100.0%	100%	100%	100%		100%	100%	100.0%	100.0%	100%	100%	100%	100.0%	100.0%			100%	100.0%		
ONCE A WEEK OR MORE	5	0	1	0	0	0	1	2	1	4	0	5	2	0	2	3	0	0	3	5	0
	27.8%		16.7%				100%	100%	12.5%	40.0%		31.3%	66.7%		66.7%	20.0%			20.0%	27.8%	
A FEW TIMES A MONTH	13	1	5	1	6	0	0	0	7	6	2	11	1	0	1	12	0	0	12	13	0
	72.2%	100.0%	83.3%	100%	100%				87.5%	60.0%	100%	68.8%	33.3%		33.3%	80.0%			80.0%	72.2%	
INFREQUENT USE (NET)	83	5	14	11	14	10	13	16	33	46	11	72	11	1	10	72	15	1	56	81	2
-----	100%	100.0%	100%	100%	100%	100%	100%	100%	100.0%	100.0%	100%	100%	100%	100%	100.0%	100.0%	100%	100%	100%	100.0%	100.0%
MONTHLY OR BI-MONTHLY	13	1	1	3	4	1	1	2	7	6	2	11	3	0	3	10	4	0	6	13	0
	15.7%	20.0%	7.1%	27.3%	28.6%	10.0%	7.7%	12.5%	21.2%	13.0%	18.2%	15.3%	27.3%		30.0%	13.9%	26.7%		10.7%	16.0%	
A FEW TIMES A YEAR	70	4	13	8	10	9	12	14	26	40	9	61	8	1	7	62	11	1	50	68	2
	84.3%	80.0%	92.9%	72.7%	71.4%	90.0%	92.3%	87.5%	78.8%	87.0%	81.8%	84.7%	72.7%	100%	70.0%	86.1%	73.3%	100%	89.3%	84.0%	100.0%



City of Dunwoody - Community Survey
March 2023

Q52. How many times in the last year did you or a member of your family utilize each of the following recreational spaces or programs in Dunwoody?

Dog park

Base: Total Sample

BANNER 1	GENDER				AGE GROUP					ETHNICITY					MORE THAN /ONE RACE	
	TOTAL	MALE	FEMALE	OTHER	18-29	30-39	40-49	50-64	65+	LATINO	WHITE	BLACK	ASIAN		OTHER	
Total	525	239	247	1	69	102	103	111	107	34	338	63	31		14	9
	100%	100%	100.0%	100%	100%	100%	100%	100%	100%	100.0%	100%	100%	100%		100.0%	100%
AT LEAST ONCE A WEEK (NET)	64	24	34	0	10	17	14	12	7	3	36	12	3		2	1
-----	12.2%	10.0%	13.8%		14.5%	16.7%	13.6%	10.8%	6.5%	8.8%	10.7%	19.0%	9.7%		14.3%	11.1%
ONCE A WEEK OR MORE	33	16	13	0	6	12	5	6	2	3	19	5	1		0	1
	6.3%	6.7%	5.3%		8.7%	11.8%	4.9%	5.4%	1.9%	8.8%	5.6%	7.9%	3.2%			11.1%
A FEW TIMES A MONTH	31	8	21	0	4	5	9	6	5	0	17	7	2		2	0
	5.9%	3.3%	8.5%		5.8%	4.9%	8.7%	5.4%	4.7%		5.0%	11.1%	6.5%		14.3%	
INFREQUENT USE (NET)	120	66	45	0	17	16	29	26	22	6	85	10	4		5	2
-----	22.9%	27.6%	18.2%		24.6%	15.7%	28.2%	23.4%	20.6%	17.6%	25.1%	15.9%	12.9%		35.7%	22.2%
MONTHLY OR BI-MONTHLY	31	18	10	0	6	4	10	5	3	1	22	2	2		2	0
	5.9%	7.5%	4.0%		8.7%	3.9%	9.7%	4.5%	2.8%	2.9%	6.5%	3.2%	6.5%		14.3%	
A FEW TIMES A YEAR	89	48	35	0	11	12	19	21	19	5	63	8	2		3	2
	17.0%	20.1%	14.2%		15.9%	11.8%	18.4%	18.9%	17.8%	14.7%	18.6%	12.7%	6.5%		21.4%	22.2%
NEVER	328	144	161	1	40	66	59	71	74	24	208	40	23		7	6
	62.5%	60.3%	65.2%	100%	58.0%	64.7%	57.3%	64.0%	69.2%	70.6%	61.5%	63.5%	74.2%		50.0%	66.7%
UNSURE	12	4	7	0	2	3	1	2	3	1	8	1	1		0	0
	2.3%	1.7%	2.8%		2.9%	2.9%	1.0%	1.8%	2.8%	2.9%	2.4%	1.6%	3.2%			



City of Dunwoody - Community Survey
March 2023

Q52. How many times in the last year did you or a member of your family utilize each of the following recreational spaces or programs in Dunwoody?

Dog park

Base: Total Sample

BANNER 2

	YEARS LIVED IN DUNWOODY									CHILDREN IN HOUSEHOLD		BUSINESS OWNERSHIP		MODE						LANGUAGE	
	TOTAL	LESS	2 TO	4 TO	6 TO	11 TO	16 TO	21	YES	NO	YES	NO	PHONE [NET]	LAND- LINE	MOBILE	ONLINE [NET]	EMAIL	TEXT	MAIL [NET]	ENGLISH	SPANISH
		THAN 1 YEAR	3 YEARS	5 YEARS	10 YEARS	15 YEARS	20 YEARS	AND OVER													
Total	525 100%	26 100.0%	98 100%	54 100%	90 100%	49 100%	54 100%	153 100%	188 100.0%	316 100.0%	51 100%	474 100%	42 100%	4 100%	38 100.0%	483 100.0%	140 100%	16 100%	327 100%	512 100.0%	13 100.0%
AT LEAST ONCE A WEEK (NET)	64 12.2%	2 7.7%	14 14.3%	7 13.0%	13 14.4%	5 10.2%	9 16.7%	14 9.2%	24 12.8%	37 11.7%	10 19.6%	54 11.4%	4 9.5%	0	4 10.5%	60 12.4%	14 10.0%	3 18.8%	43 13.1%	60 11.7%	4 30.8%
ONCE A WEEK OR MORE	33 6.3%	2 7.7%	5 5.1%	6 11.1%	4 4.4%	3 6.1%	5 9.3%	8 5.2%	12 6.4%	20 6.3%	6 11.8%	27 5.7%	3 7.1%	0	3 7.9%	30 6.2%	6 4.3%	0	24 7.3%	30 5.9%	3 23.1%
A FEW TIMES A MONTH	31 5.9%	0	9 9.2%	1 1.9%	9 10.0%	2 4.1%	4 7.4%	6 3.9%	12 6.4%	17 5.4%	4 7.8%	27 5.7%	1 2.4%	0	1 2.6%	30 6.2%	8 5.7%	3 18.8%	19 5.8%	30 5.9%	1 7.7%
INFREQUENT USE (NET)	120 22.9%	2 7.7%	26 26.5%	9 16.7%	22 24.4%	12 24.5%	12 22.2%	37 24.2%	44 23.4%	69 21.8%	11 21.6%	109 23.0%	11 26.2%	0	11 28.9%	109 22.6%	31 22.1%	2 12.5%	76 23.2%	119 23.2%	1 7.7%
MONTHLY OR BI-MONTHLY	31 5.9%	0	7 7.1%	2 3.7%	4 4.4%	5 10.2%	2 3.7%	11 7.2%	13 6.9%	15 4.7%	3 5.9%	28 5.9%	6 14.3%	0	6 15.8%	25 5.2%	12 8.6%	1 6.3%	12 3.7%	31 6.1%	0
A FEW TIMES A YEAR	89 17.0%	2 7.7%	19 19.4%	7 13.0%	18 20.0%	7 14.3%	10 18.5%	26 17.0%	31 16.5%	54 17.1%	8 15.7%	81 17.1%	5 11.9%	0	5 13.2%	84 17.4%	19 13.6%	1 6.3%	64 19.6%	88 17.2%	1 7.7%
NEVER	328 62.5%	21 80.8%	57 58.2%	36 66.7%	54 60.0%	31 63.3%	31 57.4%	97 63.4%	119 63.3%	199 63.0%	28 54.9%	300 63.3%	27 64.3%	4 100%	23 60.5%	301 62.3%	91 65.0%	10 62.5%	200 61.2%	320 62.5%	8 61.5%
UNSURE	12 2.3%	1 3.8%	1 1.0%	2 3.7%	1 1.1%	1 2.0%	2 3.7%	4 2.6%	1 0.5%	10 3.2%	1 2.0%	11 2.3%	0	0	0	12 2.5%	3 2.1%	1 6.3%	8 2.4%	12 2.3%	0



City of Dunwoody - Community Survey
March 2023

Q52A. How many times in the last year did you or a member of your family utilize each of the following recreational spaces or programs in Dunwoody?

Dog park

Base: At Least Once A Week/Infrequent Use

BANNER 1

	GENDER			AGE GROUP					ETHNICITY						
	TOTAL	MALE	FEMALE	OTHER	18-29	30-39	40-49	50-64	65+	LATINO	WHITE	BLACK	ASIAN	MORE THAN /ONE RACE	OTHER
AT LEAST ONCE A WEEK (NET)	64	24	34	0	10	17	14	12	7	3	36	12	3	2	1
-----	100%	100%	100.0%		100%	100%	100%	100%	100%	100.0%	100%	100%	100%	100.0%	100%
ONCE A WEEK OR MORE	33	16	13	0	6	12	5	6	2	3	19	5	1	0	1
	51.6%	66.7%	38.2%		60.0%	70.6%	35.7%	50.0%	28.6%	100.0%	52.8%	41.7%	33.3%		100%
A FEW TIMES A MONTH	31	8	21	0	4	5	9	6	5	0	17	7	2	2	0
	48.4%	33.3%	61.8%		40.0%	29.4%	64.3%	50.0%	71.4%		47.2%	58.3%	66.7%	100.0%	
INFREQUENT USE (NET)	120	66	45	0	17	16	29	26	22	6	85	10	4	5	2
-----	100%	100%	100.0%		100%	100%	100%	100%	100%	100.0%	100%	100%	100%	100.0%	100%
MONTHLY OR BI-MONTHLY	31	18	10	0	6	4	10	5	3	1	22	2	2	2	0
	25.8%	27.3%	22.2%		35.3%	25.0%	34.5%	19.2%	13.6%	16.7%	25.9%	20.0%	50.0%	40.0%	
A FEW TIMES A YEAR	89	48	35	0	11	12	19	21	19	5	63	8	2	3	2
	74.2%	72.7%	77.8%		64.7%	75.0%	65.5%	80.8%	86.4%	83.3%	74.1%	80.0%	50.0%	60.0%	100%



City of Dunwoody - Community Survey
March 2023

Q52A. How many times in the last year did you or a member of your family utilize each of the following recreational spaces or programs in Dunwoody?

Dog park

Base: At Least Once A Week/Infrequent Use

BANNER 2

	YEARS LIVED IN DUNWOODY								CHILDREN IN HOUSEHOLD		BUSINESS OWNERSHIP		MODE					LANGUAGE			
	TOTAL	LESS THAN 1	2 TO 3	4 TO 5	6 TO 10	11 TO 15	16 TO 20	21 YEARS AND OVER	YES	NO	YES	NO	PHONE [NET]	LAND-LINE	MOBILE	ONLINE [NET]	EMAIL	TEXT	MAIL [NET]	ENGLISH	SPANISH
			YEAR	YEARS	YEARS	YEARS	YEARS	YEARS													
AT LEAST ONCE A WEEK (NET)	64	2	14	7	13	5	9	14	24	37	10	54	4	0	4	60	14	3	43	60	4
-----	100%	100.0%	100%	100%	100%	100%	100%	100%	100.0%	100.0%	100%	100%	100%	100.0%	100.0%	100%	100%	100%	100.0%	100.0%	
ONCE A WEEK OR MORE	33	2	5	6	4	3	5	8	12	20	6	27	3	0	3	30	6	0	24	30	3
	51.6%	100.0%	35.7%	85.7%	30.8%	60.0%	55.6%	57.1%	50.0%	54.1%	60.0%	50.0%	75.0%	75.0%	50.0%	42.9%		55.8%	50.0%	75.0%	
A FEW TIMES A MONTH	31	0	9	1	9	2	4	6	12	17	4	27	1	0	1	30	8	3	19	30	1
	48.4%		64.3%	14.3%	69.2%	40.0%	44.4%	42.9%	50.0%	45.9%	40.0%	50.0%	25.0%	25.0%	50.0%	57.1%	100%	44.2%	50.0%	25.0%	
INFREQUENT USE (NET)	120	2	26	9	22	12	12	37	44	69	11	109	11	0	11	109	31	2	76	119	1
-----	100%	100.0%	100%	100%	100%	100%	100%	100%	100.0%	100.0%	100%	100%	100%	100.0%	100.0%	100%	100%	100%	100.0%	100.0%	
MONTHLY OR BI-MONTHLY	31	0	7	2	4	5	2	11	13	15	3	28	6	0	6	25	12	1	12	31	0
	25.8%		26.9%	22.2%	18.2%	41.7%	16.7%	29.7%	29.5%	21.7%	27.3%	25.7%	54.5%	54.5%	22.9%	38.7%	50.0%	15.8%	26.1%		
A FEW TIMES A YEAR	89	2	19	7	18	7	10	26	31	54	8	81	5	0	5	84	19	1	64	88	1
	74.2%	100.0%	73.1%	77.8%	81.8%	58.3%	83.3%	70.3%	70.5%	78.3%	72.7%	74.3%	45.5%	45.5%	77.1%	61.3%	50.0%	84.2%	73.9%	100.0%	



City of Dunwoody - Community Survey
March 2023

Q53. How many times in the last year did you or a member of your family utilize each of the following recreational spaces or programs in Dunwoody?

Disc golf

Base: Total Sample

BANNER 1	GENDER				AGE GROUP					ETHNICITY					
	TOTAL	MALE	FEMALE	OTHER	18-29	30-39	40-49	50-64	65+	LATINO	WHITE	BLACK	ASIAN	MORE THAN /ONE RACE	OTHER
Total	525	239	247	1	69	102	103	111	107	34	338	63	31	14	9
	100%	100%	100.0%	100%	100%	100%	100%	100%	100%	100.0%	100%	100%	100%	100.0%	100%
AT LEAST ONCE A WEEK (NET)	14	7	7	0	5	2	3	4	0	1	6	3	1	2	1
	2.7%	2.9%	2.8%		7.2%	2.0%	2.9%	3.6%		2.9%	1.8%	4.8%	3.2%	14.3%	11.1%
ONCE A WEEK OR MORE	7	2	5	0	3	0	1	3	0	0	3	2	0	1	1
	1.3%	0.8%	2.0%		4.3%		1.0%	2.7%		0.9%	3.2%			7.1%	11.1%
A FEW TIMES A MONTH	7	5	2	0	2	2	2	1	0	1	3	1	1	1	0
	1.3%	2.1%	0.8%		2.9%	2.0%	1.9%	0.9%		2.9%	0.9%	1.6%	3.2%	7.1%	
INFREQUENT USE (NET)	72	35	31	0	13	24	17	9	4	4	43	10	4	3	2
	13.7%	14.6%	12.6%		18.8%	23.5%	16.5%	8.1%	3.7%	11.8%	12.7%	15.9%	12.9%	21.4%	22.2%
MONTHLY OR BI-MONTHLY	12	8	2	0	4	2	0	2	2	1	7	2	0	0	0
	2.3%	3.3%	0.8%		5.8%	2.0%		1.8%	1.9%	2.9%	2.1%	3.2%			
A FEW TIMES A YEAR	60	27	29	0	9	22	17	7	2	3	36	8	4	3	2
	11.4%	11.3%	11.7%		13.0%	21.6%	16.5%	6.3%	1.9%	8.8%	10.7%	12.7%	12.9%	21.4%	22.2%
NEVER	420	189	200	1	49	74	79	95	98	28	279	47	23	9	6
	80.0%	79.1%	81.0%	100%	71.0%	72.5%	76.7%	85.6%	91.6%	82.4%	82.5%	74.6%	74.2%	64.3%	66.7%
UNSURE	19	8	9	0	2	2	4	3	5	1	10	3	3	0	0
	3.6%	3.3%	3.6%		2.9%	2.0%	3.9%	2.7%	4.7%	2.9%	3.0%	4.8%	9.7%		



City of Dunwoody - Community Survey
March 2023

Q53. How many times in the last year did you or a member of your family utilize each of the following recreational spaces or programs in Dunwoody?

Disc golf

Base: Total Sample

BANNER 2

	YEARS LIVED IN DUNWOODY								CHILDREN IN HOUSEHOLD		BUSINESS OWNERSHIP		MODE						LANGUAGE		
	TOTAL	LESS THAN 1 YEAR	2 TO 3 YEARS	4 TO 5 YEARS	6 TO 10 YEARS	11 TO 15 YEARS	16 TO 20 YEARS	21 YEARS AND OVER	YES	NO	YES	NO	PHONE [NET]	LAND-LINE	MOBILE	ONLINE [NET]	EMAIL	TEXT	MAIL [NET]	ENGLISH	SPANISH
Total	525 100%	26 100.0%	98 100%	54 100%	90 100%	49 100%	54 100%	153 100%	188 100.0%	316 100.0%	51 100%	474 100%	42 100%	4 100%	38 100.0%	483 100.0%	140 100%	16 100%	327 100%	512 100.0%	13 100.0%
AT LEAST ONCE A WEEK (NET)	14 2.7%	2 7.7%	4 4.1%	0	2 2.2%	1 2.0%	1 1.9%	3 2.0%	2 1.1%	11 3.5%	0	14 3.0%	1 2.4%	0	1 2.6%	13 2.7%	1 0.7%	1 6.3%	11 3.4%	12 2.3%	2 15.4%
ONCE A WEEK OR MORE	7 1.3%	1 3.8%	2 2.0%	0	0	0	0	3 2.0%	0	7 2.2%	0	7 1.5%	1 2.4%	0	1 2.6%	6 1.2%	0	0	6 1.8%	6 1.2%	1 7.7%
A FEW TIMES A MONTH	7 1.3%	1 3.8%	2 2.0%	0	2 2.2%	1 2.0%	1 1.9%	0	2 1.1%	4 1.3%	0	7 1.5%	0	0	7 1.4%	1 0.7%	1 6.3%	5 1.5%	6 1.2%	1 7.7%	
INFREQUENT USE (NET)	72 13.7%	3 11.5%	16 16.3%	7 13.0%	13 14.4%	10 20.4%	11 20.4%	12 7.8%	33 17.6%	36 11.4%	14 27.5%	58 12.2%	6 14.3%	0	6 15.8%	66 13.7%	12 8.6%	4 25.0%	50 15.3%	70 13.7%	2 15.4%
MONTHLY OR BI-MONTHLY	12 2.3%	1 3.8%	3 3.1%	0	2 2.2%	0	3 5.6%	3 2.0%	4 2.1%	7 2.2%	4 7.8%	8 1.7%	0	0	12 2.5%	5 3.6%	1 6.3%	6 1.8%	11 2.1%	1 7.7%	
A FEW TIMES A YEAR	60 11.4%	2 7.7%	13 13.3%	7 13.0%	11 12.2%	10 20.4%	8 14.8%	9 5.9%	29 15.4%	29 9.2%	10 19.6%	50 10.5%	6 14.3%	0	6 15.8%	54 11.2%	7 5.0%	3 18.8%	44 13.5%	59 11.5%	1 7.7%
NEVER	420 80.0%	20 76.9%	76 77.6%	46 85.2%	70 77.8%	36 73.5%	41 75.9%	131 85.6%	148 78.7%	257 81.3%	35 68.6%	385 81.2%	34 81.0%	4 100%	30 78.9%	386 79.9%	122 87.1%	8 50.0%	256 78.3%	411 80.3%	9 69.2%
UNSURE	19 3.6%	1 3.8%	2 2.0%	1 1.9%	5 5.6%	2 4.1%	1 1.9%	7 4.6%	5 2.7%	12 3.8%	2 3.9%	17 3.6%	1 2.4%	0	1 2.6%	18 3.7%	5 3.6%	3 18.8%	10 3.1%	19 3.7%	0



City of Dunwoody - Community Survey
March 2023

Q53A. How many times in the last year did you or a member of your family utilize each of the following recreational spaces or programs in Dunwoody?

Disc golf

Base: At Least Once A Week/Infrequent Use

BANNER 1

	GENDER			AGE GROUP					ETHNICITY						
	TOTAL	MALE	FEMALE	OTHER	18-29	30-39	40-49	50-64	65+	LATINO	WHITE	BLACK	ASIAN	MORE THAN /ONE RACE	OTHER
AT LEAST ONCE A WEEK (NET)	14	7	7	0	5	2	3	4	0	1	6	3	1	2	1
-----	100%	100%	100.0%		100%	100%	100%	100%		100.0%	100%	100%	100%	100.0%	100%
ONCE A WEEK OR MORE	7	2	5	0	3	0	1	3	0	0	3	2	0	1	1
	50.0%	28.6%	71.4%		60.0%		33.3%	75.0%			50.0%	66.7%		50.0%	100%
A FEW TIMES A MONTH	7	5	2	0	2	2	2	1	0	1	3	1	1	1	0
	50.0%	71.4%	28.6%		40.0%	100%	66.7%	25.0%		100.0%	50.0%	33.3%	100%	50.0%	
INFREQUENT USE (NET)	72	35	31	0	13	24	17	9	4	4	43	10	4	3	2
-----	100%	100%	100.0%		100%	100%	100%	100%	100%	100.0%	100%	100%	100%	100.0%	100%
MONTHLY OR BI-MONTHLY	12	8	2	0	4	2	0	2	2	1	7	2	0	0	0
	16.7%	22.9%	6.5%		30.8%	8.3%		22.2%	50.0%	25.0%	16.3%	20.0%			
A FEW TIMES A YEAR	60	27	29	0	9	22	17	7	2	3	36	8	4	3	2
	83.3%	77.1%	93.5%		69.2%	91.7%	100%	77.8%	50.0%	75.0%	83.7%	80.0%	100%	100.0%	100%



City of Dunwoody - Community Survey
March 2023

Q53A. How many times in the last year did you or a member of your family utilize each of the following recreational spaces or programs in Dunwoody?

Disc golf

Base: At Least Once A Week/Infrequent Use

BANNER 2

	YEARS LIVED IN DUNWOODY								CHILDREN IN HOUSEHOLD		BUSINESS OWNERSHIP		MODE						LANGUAGE		
	TOTAL	LESS THAN 1 YEAR	2 TO 3 YEARS	4 TO 5 YEARS	6 TO 10 YEARS	11 TO 15 YEARS	16 TO 20 YEARS	21 YEARS AND OVER	YES	NO	YES	NO	PHONE [NET]	LAND-LINE	MOBILE	ONLINE [NET]	EMAIL	TEXT	MAIL [NET]	ENGLISH	SPANISH
AT LEAST ONCE A WEEK (NET)	14	2	4	0	2	1	1	3	2	11	0	14	1	0	1	13	1	1	11	12	2
-----	100%	100.0%	100%		100%	100%	100%	100%	100.0%	100.0%		100%	100%	100.0%	100.0%	100%	100%	100%	100.0%	100.0%	
ONCE A WEEK OR MORE	7	1	2	0	0	0	0	3	0	7	0	7	1	0	1	6	0	0	6	6	1
	50.0%	50.0%	50.0%					100%		63.6%		50.0%	100%		100.0%	46.2%			54.5%	50.0%	50.0%
A FEW TIMES A MONTH	7	1	2	0	2	1	1	0	2	4	0	7	0	0	0	7	1	1	5	6	1
	50.0%	50.0%	50.0%		100%	100%	100%		100.0%	36.4%		50.0%				53.8%	100%	100%	45.5%	50.0%	50.0%
INFREQUENT USE (NET)	72	3	16	7	13	10	11	12	33	36	14	58	6	0	6	66	12	4	50	70	2
-----	100%	100.0%	100%	100%	100%	100%	100%	100%	100.0%	100.0%	100%	100%	100%		100.0%	100.0%	100%	100%	100%	100.0%	100.0%
MONTHLY OR BI-MONTHLY	12	1	3	0	2	0	3	3	4	7	4	8	0	0	0	12	5	1	6	11	1
	16.7%	33.3%	18.8%		15.4%		27.3%	25.0%	12.1%	19.4%	28.6%	13.8%				18.2%	41.7%	25.0%	12.0%	15.7%	50.0%
A FEW TIMES A YEAR	60	2	13	7	11	10	8	9	29	29	10	50	6	0	6	54	7	3	44	59	1
	83.3%	66.7%	81.3%	100%	84.6%	100%	72.7%	75.0%	87.9%	80.6%	71.4%	86.2%	100%		100.0%	81.8%	58.3%	75.0%	88.0%	84.3%	50.0%



City of Dunwoody - Community Survey
March 2023

Q54. How many times in the last year did you or a member of your family utilize each of the following recreational spaces or programs in Dunwoody?

Children's playgrounds

Base: Total Sample

BANNER 1	GENDER				AGE GROUP					ETHNICITY					
	TOTAL	MALE	FEMALE	OTHER	18-29	30-39	40-49	50-64	65+	LATINO	WHITE	BLACK	ASIAN	MORE THAN /ONE RACE	OTHER
Total	525	239	247	1	69	102	103	111	107	34	338	63	31	14	9
	100%	100%	100.0%	100%	100%	100%	100%	100%	100%	100.0%	100%	100%	100%	100.0%	100%
AT LEAST ONCE A WEEK (NET)	112	48	61	0	4	46	34	9	15	11	75	14	4	2	2
	21.3%	20.1%	24.7%		5.8%	45.1%	33.0%	8.1%	14.0%	32.4%	22.2%	22.2%	12.9%	14.3%	22.2%
ONCE A WEEK OR MORE	60	24	35	0	3	30	19	3	4	9	41	6	2	1	0
	11.4%	10.0%	14.2%		4.3%	29.4%	18.4%	2.7%	3.7%	26.5%	12.1%	9.5%	6.5%	7.1%	
A FEW TIMES A MONTH	52	24	26	0	1	16	15	6	11	2	34	8	2	1	2
	9.9%	10.0%	10.5%		1.4%	15.7%	14.6%	5.4%	10.3%	5.9%	10.1%	12.7%	6.5%	7.1%	22.2%
INFREQUENT USE (NET)	152	65	72	1	17	19	46	31	28	9	95	18	10	5	2
	29.0%	27.2%	29.1%	100%	24.6%	18.6%	44.7%	27.9%	26.2%	26.5%	28.1%	28.6%	32.3%	35.7%	22.2%
MONTHLY OR BI-MONTHLY	58	27	24	0	4	11	22	8	7	1	42	4	4	0	0
	11.0%	11.3%	9.7%		5.8%	10.8%	21.4%	7.2%	6.5%	2.9%	12.4%	6.3%	12.9%		
A FEW TIMES A YEAR	94	38	48	1	13	8	24	23	21	8	53	14	6	5	2
	17.9%	15.9%	19.4%	100%	18.8%	7.8%	23.3%	20.7%	19.6%	23.5%	15.7%	22.2%	19.4%	35.7%	22.2%
NEVER	255	124	111	0	47	37	22	69	63	14	167	29	16	6	5
	48.6%	51.9%	44.9%		68.1%	36.3%	21.4%	62.2%	58.9%	41.2%	49.4%	46.0%	51.6%	42.9%	55.6%
UNSURE	6	2	3	0	1	0	1	2	1	0	1	2	1	1	0
	1.1%	0.8%	1.2%		1.4%		1.0%	1.8%	0.9%		0.3%	3.2%	3.2%	7.1%	



City of Dunwoody - Community Survey
March 2023

Q54. How many times in the last year did you or a member of your family utilize each of the following recreational spaces or programs in Dunwoody?

Children's playgrounds

Base: Total Sample

BANNER 2

	YEARS LIVED IN DUNWOODY									CHILDREN IN HOUSEHOLD		BUSINESS OWNERSHIP		MODE						LANGUAGE	
	TOTAL	LESS THAN 1 YEAR	2 TO 3 YEARS	4 TO 5 YEARS	6 TO 10 YEARS	11 TO 15 YEARS	16 TO 20 YEARS	21 YEARS AND OVER	YES	NO	YES	NO	PHONE [NET]	LAND-LINE	MOBILE	ONLINE [NET]	EMAIL	TEXT	MAIL [NET]	ENGLISH	SPANISH
Total	525 100%	26 100.0%	98 100%	54 100%	90 100%	49 100%	54 100%	153 100%	188 100.0%	316 100.0%	51 100%	474 100%	42 100%	4 100%	38 100.0%	483 100.0%	140 100%	16 100%	327 100%	512 100.0%	13 100.0%
AT LEAST ONCE A WEEK (NET)	112 21.3%	4 15.4%	29 29.6%	19 35.2%	34 37.8%	7 14.3%	5 9.3%	14 9.2%	83 44.1%	24 7.6%	11 21.6%	101 21.3%	12 28.6%	2 50.0%	10 26.3%	100 20.7%	25 17.9%	2 12.5%	73 22.3%	108 21.1%	4 30.8%
ONCE A WEEK OR MORE	60 11.4%	2 7.7%	17 17.3%	13 24.1%	21 23.3%	2 4.1%	2 3.7%	3 2.0%	54 28.7%	6 1.9%	2 3.9%	58 12.2%	7 16.7%	1 25.0%	6 15.8%	53 11.0%	12 8.6%	1 6.3%	40 12.2%	56 10.9%	4 30.8%
A FEW TIMES A MONTH	52 9.9%	2 7.7%	12 12.2%	6 11.1%	13 14.4%	5 10.2%	3 5.6%	11 7.2%	29 15.4%	18 5.7%	9 17.6%	43 9.1%	5 11.9%	1 25.0%	4 10.5%	47 9.7%	13 9.3%	1 6.3%	33 10.1%	52 10.2%	0
INFREQUENT USE (NET)	152 29.0%	3 11.5%	23 23.5%	11 20.4%	36 40.0%	23 46.9%	18 33.3%	38 24.8%	75 39.9%	71 22.5%	19 37.3%	133 28.1%	12 28.6%	1 25.0%	11 28.9%	140 29.0%	38 27.1%	6 37.5%	96 29.4%	148 28.9%	4 30.8%
MONTHLY OR BI-MONTHLY	58 11.0%	1 3.8%	13 13.3%	6 11.1%	14 15.6%	5 10.2%	8 14.8%	11 7.2%	38 20.2%	18 5.7%	9 17.6%	49 10.3%	2 4.8%	0	2 5.3%	56 11.6%	16 11.4%	1 6.3%	39 11.9%	57 11.1%	1 7.7%
A FEW TIMES A YEAR	94 17.9%	2 7.7%	10 10.2%	5 9.3%	22 24.4%	18 36.7%	10 18.5%	27 17.6%	37 19.7%	53 16.8%	10 19.6%	84 17.7%	10 23.8%	1 25.0%	9 23.7%	84 17.4%	22 15.7%	5 31.3%	57 17.4%	91 17.8%	3 23.1%
NEVER	255 48.6%	19 73.1%	46 46.9%	23 42.6%	19 21.1%	19 38.8%	29 53.7%	99 64.7%	30 16.0%	216 68.4%	21 41.2%	234 49.4%	17 40.5%	1 25.0%	16 42.1%	238 49.3%	77 55.0%	7 43.8%	154 47.1%	251 49.0%	4 30.8%
UNSURE	6 1.1%	0	0	1 1.9%	1 1.1%	0	2 3.7%	2 1.3%	0	5 1.6%	0	6 1.3%	1 2.4%	0	1 2.6%	5 1.0%	0	1 6.3%	4 1.2%	5 1.0%	1 7.7%



City of Dunwoody - Community Survey
March 2023

Q54A. How many times in the last year did you or a member of your family utilize each of the following recreational spaces or programs in Dunwoody?

Children's playgrounds

Base: At Least Once A Week/Infrequent Use

BANNER 1

	GENDER			AGE GROUP					ETHNICITY					MORE THAN	
	TOTAL	MALE	FEMALE	OTHER	18-29	30-39	40-49	50-64	65+	LATINO	WHITE	BLACK	ASIAN	/ONE RACE	OTHER
AT LEAST ONCE A WEEK (NET)	112	48	61	0	4	46	34	9	15	11	75	14	4	2	2
-----	100%	100%	100.0%		100%	100%	100%	100%	100%	100.0%	100%	100%	100%	100.0%	100%
ONCE A WEEK OR MORE	60	24	35	0	3	30	19	3	4	9	41	6	2	1	0
	53.6%	50.0%	57.4%		75.0%	65.2%	55.9%	33.3%	26.7%	81.8%	54.7%	42.9%	50.0%	50.0%	
A FEW TIMES A MONTH	52	24	26	0	1	16	15	6	11	2	34	8	2	1	2
	46.4%	50.0%	42.6%		25.0%	34.8%	44.1%	66.7%	73.3%	18.2%	45.3%	57.1%	50.0%	50.0%	100%
INFREQUENT USE (NET)	152	65	72	1	17	19	46	31	28	9	95	18	10	5	2
-----	100%	100%	100.0%	100%	100%	100%	100%	100%	100%	100.0%	100%	100%	100%	100.0%	100%
MONTHLY OR BI-MONTHLY	58	27	24	0	4	11	22	8	7	1	42	4	4	0	0
	38.2%	41.5%	33.3%		23.5%	57.9%	47.8%	25.8%	25.0%	11.1%	44.2%	22.2%	40.0%		
A FEW TIMES A YEAR	94	38	48	1	13	8	24	23	21	8	53	14	6	5	2
	61.8%	58.5%	66.7%	100%	76.5%	42.1%	52.2%	74.2%	75.0%	88.9%	55.8%	77.8%	60.0%	100.0%	100%



City of Dunwoody - Community Survey
March 2023

Q54A. How many times in the last year did you or a member of your family utilize each of the following recreational spaces or programs in Dunwoody?

Children's playgrounds

Base: At Least Once A Week/Infrequent Use

BANNER 2

	YEARS LIVED IN DUNWOODY								CHILDREN IN HOUSEHOLD		BUSINESS OWNERSHIP		MODE						LANGUAGE		
	TOTAL	LESS THAN 1 YEAR	2 TO 3 YEARS	4 TO 5 YEARS	6 TO 10 YEARS	11 TO 15 YEARS	16 TO 20 YEARS	21 YEARS AND OVER	YES	NO	YES	NO	PHONE [NET]	LAND-LINE	MOBILE	ONLINE [NET]	EMAIL	TEXT	MAIL [NET]	ENGLISH	SPANISH
AT LEAST ONCE A WEEK (NET)	112	4	29	19	34	7	5	14	83	24	11	101	12	2	10	100	25	2	73	108	4
-----	100%	100.0%	100%	100%	100%	100%	100%	100%	100.0%	100.0%	100%	100%	100%	100%	100.0%	100%	100%	100%	100%	100.0%	100.0%
ONCE A WEEK OR MORE	60	2	17	13	21	2	2	3	54	6	2	58	7	1	6	53	12	1	40	56	4
	53.6%	50.0%	58.6%	68.4%	61.8%	28.6%	40.0%	21.4%	65.1%	25.0%	18.2%	57.4%	58.3%	50.0%	60.0%	53.0%	48.0%	50.0%	54.8%	51.9%	100.0%
A FEW TIMES A MONTH	52	2	12	6	13	5	3	11	29	18	9	43	5	1	4	47	13	1	33	52	0
	46.4%	50.0%	41.4%	31.6%	38.2%	71.4%	60.0%	78.6%	34.9%	75.0%	81.8%	42.6%	41.7%	50.0%	40.0%	47.0%	52.0%	50.0%	45.2%	48.1%	
INFREQUENT USE (NET)	152	3	23	11	36	23	18	38	75	71	19	133	12	1	11	140	38	6	96	148	4
-----	100%	100.0%	100%	100%	100%	100%	100%	100%	100.0%	100.0%	100%	100%	100%	100%	100.0%	100%	100%	100%	100%	100.0%	100.0%
MONTHLY OR BI-MONTHLY	58	1	13	6	14	5	8	11	38	18	9	49	2	0	2	56	16	1	39	57	1
	38.2%	33.3%	56.5%	54.5%	38.9%	21.7%	44.4%	28.9%	50.7%	25.4%	47.4%	36.8%	16.7%		18.2%	40.0%	42.1%	16.7%	40.6%	38.5%	25.0%
A FEW TIMES A YEAR	94	2	10	5	22	18	10	27	37	53	10	84	10	1	9	84	22	5	57	91	3
	61.8%	66.7%	43.5%	45.5%	61.1%	78.3%	55.6%	71.1%	49.3%	74.6%	52.6%	63.2%	83.3%	100%	81.8%	60.0%	57.9%	83.3%	59.4%	61.5%	75.0%



City of Dunwoody - Community Survey
March 2023

Q56. How many times in the last year did you or a member of your family utilize each of the following recreational spaces or programs in Dunwoody?

Bicycle paths

Base: Total Sample

BANNER 1	GENDER				AGE GROUP					ETHNICITY					MORE THAN /ONE RACE	
	TOTAL	MALE	FEMALE	OTHER	18-29	30-39	40-49	50-64	65+	LATINO	WHITE	BLACK	ASIAN		OTHER	
Total	525	239	247	1	69	102	103	111	107	34	338	63	31		14	9
	100%	100%	100.0%	100%	100%	100%	100%	100%	100%	100.0%	100%	100%	100%		100.0%	100%
AT LEAST ONCE A WEEK (NET)	101	49	45	0	18	19	28	23	9	7	64	14	6		3	2
	19.2%	20.5%	18.2%		26.1%	18.6%	27.2%	20.7%	8.4%	20.6%	18.9%	22.2%	19.4%		21.4%	22.2%
ONCE A WEEK OR MORE	51	24	22	0	8	9	18	12	2	6	29	7	3		2	1
	9.7%	10.0%	8.9%		11.6%	8.8%	17.5%	10.8%	1.9%	17.6%	8.6%	11.1%	9.7%		14.3%	11.1%
A FEW TIMES A MONTH	50	25	23	0	10	10	10	11	7	1	35	7	3		1	1
	9.5%	10.5%	9.3%		14.5%	9.8%	9.7%	9.9%	6.5%	2.9%	10.4%	11.1%	9.7%		7.1%	11.1%
INFREQUENT USE (NET)	144	63	71	1	17	31	42	29	17	10	95	16	8		4	1
	27.4%	26.4%	28.7%	100%	24.6%	30.4%	40.8%	26.1%	15.9%	29.4%	28.1%	25.4%	25.8%		28.6%	11.1%
MONTHLY OR BI-MONTHLY	43	26	14	0	5	8	15	9	3	2	30	4	3		0	1
	8.2%	10.9%	5.7%		7.2%	7.8%	14.6%	8.1%	2.8%	5.9%	8.9%	6.3%	9.7%			11.1%
A FEW TIMES A YEAR	101	37	57	1	12	23	27	20	14	8	65	12	5		4	0
	19.2%	15.5%	23.1%	100%	17.4%	22.5%	26.2%	18.0%	13.1%	23.5%	19.2%	19.0%	16.1%		28.6%	
NEVER	269	122	126	0	32	51	31	57	78	17	171	32	16		7	6
	51.2%	51.0%	51.0%		46.4%	50.0%	30.1%	51.4%	72.9%	50.0%	50.6%	50.8%	51.6%		50.0%	66.7%
UNSURE	11	5	5	0	2	1	2	2	3	0	8	1	1		0	0
	2.1%	2.1%	2.0%		2.9%	1.0%	1.9%	1.8%	2.8%		2.4%	1.6%	3.2%			



City of Dunwoody - Community Survey
March 2023

Q56. How many times in the last year did you or a member of your family utilize each of the following recreational spaces or programs in Dunwoody?

Bicycle paths

Base: Total Sample

BANNER 2

	YEARS LIVED IN DUNWOODY									CHILDREN IN HOUSEHOLD		BUSINESS OWNERSHIP		MODE						LANGUAGE	
	TOTAL	LESS	2 TO	4 TO	6 TO	11 TO	16 TO	21	YES	NO	YES	NO	PHONE [NET]	LAND- LINE	MOBILE	ONLINE [NET]	EMAIL	TEXT	MAIL [NET]	ENGLISH	SPANISH
		THAN 1 YEAR	3 YEARS	5 YEARS	10 YEARS	15 YEARS	20 YEARS	AND OVER													
Total	525 100%	26 100.0%	98 100%	54 100%	90 100%	49 100%	54 100%	153 100%	188 100.0%	316 100.0%	51 100%	474 100%	42 100%	4 100%	38 100.0%	483 100.0%	140 100%	16 100%	327 100%	512 100.0%	13 100.0%
AT LEAST ONCE A WEEK (NET)	101 19.2%	4 15.4%	20 20.4%	12 22.2%	21 23.3%	10 20.4%	12 22.2%	21 13.7%	51 27.1%	47 14.9%	16 31.4%	85 17.9%	8 19.0%	1 25.0%	7 18.4%	93 19.3%	17 12.1%	0 100%	76 23.2%	98 19.1%	3 23.1%
ONCE A WEEK OR MORE	51 9.7%	3 11.5%	8 8.2%	10 18.5%	10 11.1%	5 10.2%	8 14.8%	6 3.9%	26 13.8%	25 7.9%	6 11.8%	45 9.5%	4 9.5%	0 10.5%	4 10.5%	47 9.7%	7 5.0%	0 100%	40 12.2%	49 9.6%	2 15.4%
A FEW TIMES A MONTH	50 9.5%	1 3.8%	12 12.2%	2 3.7%	11 12.2%	5 10.2%	4 7.4%	15 9.8%	25 13.3%	22 7.0%	10 19.6%	40 8.4%	4 9.5%	1 25.0%	3 7.9%	46 9.5%	10 7.1%	0 100%	36 11.0%	49 9.6%	1 7.7%
INFREQUENT USE (NET)	144 27.4%	6 23.1%	20 20.4%	17 31.5%	36 40.0%	22 44.9%	13 24.1%	30 19.6%	69 36.7%	69 21.8%	17 33.3%	127 26.8%	15 35.7%	0 100%	15 39.5%	129 26.7%	27 19.3%	6 37.5%	96 29.4%	139 27.1%	5 38.5%
MONTHLY OR BI-MONTHLY	43 8.2%	2 7.7%	4 4.1%	4 7.4%	13 14.4%	10 20.4%	4 7.4%	6 3.9%	23 12.2%	17 5.4%	4 7.8%	39 8.2%	7 16.7%	0 100%	7 18.4%	36 7.5%	10 7.1%	3 18.8%	23 7.0%	40 7.8%	3 23.1%
A FEW TIMES A YEAR	101 19.2%	4 15.4%	16 16.3%	13 24.1%	23 25.6%	12 24.5%	9 16.7%	24 15.7%	46 24.5%	52 16.5%	13 25.5%	88 18.6%	8 19.0%	0 100%	8 21.1%	93 19.3%	17 12.1%	3 18.8%	73 22.3%	99 19.3%	2 15.4%
NEVER	269 51.2%	16 61.5%	55 56.1%	23 42.6%	32 35.6%	17 34.7%	27 50.0%	99 64.7%	67 35.6%	191 60.4%	16 31.4%	253 53.4%	19 45.2%	3 75.0%	16 42.1%	250 51.8%	92 65.7%	9 56.3%	149 45.6%	264 51.6%	5 38.5%
UNSURE	11 2.1%	0 3.1%	3 3.7%	2 3.7%	1 1.1%	0 3.7%	2 2.0%	3 2.0%	1 0.5%	9 2.8%	2 3.9%	9 1.9%	0 100%	0 100%	0 2.3%	11 2.9%	4 2.9%	1 6.3%	6 1.8%	11 2.1%	0 100%



City of Dunwoody - Community Survey
March 2023

Q56A. How many times in the last year did you or a member of your family utilize each of the following recreational spaces or programs in Dunwoody?

Bicycle paths

Base: At Least Once A Week/Infrequent Use

BANNER 1

	GENDER				AGE GROUP					ETHNICITY					
	TOTAL	MALE	FEMALE	OTHER	18-29	30-39	40-49	50-64	65+	LATINO	WHITE	BLACK	ASIAN	MORE THAN /ONE RACE	OTHER
AT LEAST ONCE A WEEK (NET)	101	49	45	0	18	19	28	23	9	7	64	14	6	3	2
-----	100%	100%	100.0%		100%	100%	100%	100%	100%	100.0%	100%	100%	100%	100.0%	100%
ONCE A WEEK OR MORE	51	24	22	0	8	9	18	12	2	6	29	7	3	2	1
	50.5%	49.0%	48.9%		44.4%	47.4%	64.3%	52.2%	22.2%	85.7%	45.3%	50.0%	50.0%	66.7%	50.0%
A FEW TIMES A MONTH	50	25	23	0	10	10	10	11	7	1	35	7	3	1	1
	49.5%	51.0%	51.1%		55.6%	52.6%	35.7%	47.8%	77.8%	14.3%	54.7%	50.0%	50.0%	33.3%	50.0%
INFREQUENT USE (NET)	144	63	71	1	17	31	42	29	17	10	95	16	8	4	1
-----	100%	100%	100.0%	100%	100%	100%	100%	100%	100%	100.0%	100%	100%	100%	100.0%	100%
MONTHLY OR BI-MONTHLY	43	26	14	0	5	8	15	9	3	2	30	4	3	0	1
	29.9%	41.3%	19.7%		29.4%	25.8%	35.7%	31.0%	17.6%	20.0%	31.6%	25.0%	37.5%		100%
A FEW TIMES A YEAR	101	37	57	1	12	23	27	20	14	8	65	12	5	4	0
	70.1%	58.7%	80.3%	100%	70.6%	74.2%	64.3%	69.0%	82.4%	80.0%	68.4%	75.0%	62.5%	100.0%	



City of Dunwoody - Community Survey
March 2023

Q56A. How many times in the last year did you or a member of your family utilize each of the following recreational spaces or programs in Dunwoody?

Bicycle paths

Base: At Least Once A Week/Infrequent Use

BANNER 2

	YEARS LIVED IN DUNWOODY								CHILDREN IN HOUSEHOLD		BUSINESS OWNERSHIP		MODE					LANGUAGE			
	TOTAL	LESS THAN 1	2 TO 3	4 TO 5	6 TO 10	11 TO 15	16 TO 20	21 YEARS AND OVER	YES	NO	YES	NO	PHONE [NET]	LAND-LINE	MOBILE	ONLINE [NET]	EMAIL	TEXT	MAIL [NET]	ENGLISH	SPANISH
			YEAR	YEARS	YEARS	YEARS	YEARS	YEARS													
AT LEAST ONCE A WEEK (NET)	101	4	20	12	21	10	12	21	51	47	16	85	8	1	7	93	17	0	76	98	3
-----	100%	100.0%	100%	100%	100%	100%	100%	100%	100.0%	100.0%	100%	100%	100%	100%	100.0%	100.0%	100%	100%	100%	100.0%	100.0%
ONCE A WEEK OR MORE	51	3	8	10	10	5	8	6	26	25	6	45	4	0	4	47	7	0	40	49	2
	50.5%	75.0%	40.0%	83.3%	47.6%	50.0%	66.7%	28.6%	51.0%	53.2%	37.5%	52.9%	50.0%		57.1%	50.5%	41.2%		52.6%	50.0%	66.7%
A FEW TIMES A MONTH	50	1	12	2	11	5	4	15	25	22	10	40	4	1	3	46	10	0	36	49	1
	49.5%	25.0%	60.0%	16.7%	52.4%	50.0%	33.3%	71.4%	49.0%	46.8%	62.5%	47.1%	50.0%	100%	42.9%	49.5%	58.8%		47.4%	50.0%	33.3%
INFREQUENT USE (NET)	144	6	20	17	36	22	13	30	69	69	17	127	15	0	15	129	27	6	96	139	5
-----	100%	100.0%	100%	100%	100%	100%	100%	100%	100.0%	100.0%	100%	100%	100%		100.0%	100.0%	100%	100%	100%	100.0%	100.0%
MONTHLY OR BI-MONTHLY	43	2	4	4	13	10	4	6	23	17	4	39	7	0	7	36	10	3	23	40	3
	29.9%	33.3%	20.0%	23.5%	36.1%	45.5%	30.8%	20.0%	33.3%	24.6%	23.5%	30.7%	46.7%		46.7%	27.9%	37.0%	50.0%	24.0%	28.8%	60.0%
A FEW TIMES A YEAR	101	4	16	13	23	12	9	24	46	52	13	88	8	0	8	93	17	3	73	99	2
	70.1%	66.7%	80.0%	76.5%	63.9%	54.5%	69.2%	80.0%	66.7%	75.4%	76.5%	69.3%	53.3%		53.3%	72.1%	63.0%	50.0%	76.0%	71.2%	40.0%



City of Dunwoody - Community Survey
March 2023

Q57. How many times in the last year did you or a member of your family utilize each of the following recreational spaces or programs in Dunwoody?

Picnic areas

Base: Total Sample

BANNER 1	GENDER				AGE GROUP					ETHNICITY					
	TOTAL	MALE	FEMALE	OTHER	18-29	30-39	40-49	50-64	65+	LATINO	WHITE	BLACK	ASIAN	MORE THAN /ONE RACE	OTHER
Total	525	239	247	1	69	102	103	111	107	34	338	63	31	14	9
	100%	100%	100.0%	100%	100%	100%	100%	100%	100%	100.0%	100%	100%	100%	100.0%	100%
AT LEAST ONCE A WEEK (NET)	62	32	29	0	12	20	14	10	5	5	34	14	2	4	1
	11.8%	13.4%	11.7%		17.4%	19.6%	13.6%	9.0%	4.7%	14.7%	10.1%	22.2%	6.5%	28.6%	11.1%
ONCE A WEEK OR MORE	16	7	8	0	5	5	4	1	0	3	7	2	1	2	0
	3.0%	2.9%	3.2%		7.2%	4.9%	3.9%	0.9%		8.8%	2.1%	3.2%	3.2%	14.3%	
A FEW TIMES A MONTH	46	25	21	0	7	15	10	9	5	2	27	12	1	2	1
	8.8%	10.5%	8.5%		10.1%	14.7%	9.7%	8.1%	4.7%	5.9%	8.0%	19.0%	3.2%	14.3%	11.1%
INFREQUENT USE (NET)	227	97	109	1	31	53	48	51	28	10	139	25	22	7	5
	43.2%	40.6%	44.1%	100%	44.9%	52.0%	46.6%	45.9%	26.2%	29.4%	41.1%	39.7%	71.0%	50.0%	55.6%
MONTHLY OR BI-MONTHLY	48	20	23	0	11	10	12	5	6	2	34	5	1	1	0
	9.1%	8.4%	9.3%		15.9%	9.8%	11.7%	4.5%	5.6%	5.9%	10.1%	7.9%	3.2%	7.1%	
A FEW TIMES A YEAR	179	77	86	1	20	43	36	46	22	8	105	20	21	6	5
	34.1%	32.2%	34.8%	100%	29.0%	42.2%	35.0%	41.4%	20.6%	23.5%	31.1%	31.7%	67.7%	42.9%	55.6%
NEVER	227	105	106	0	23	29	40	47	73	19	159	22	7	3	3
	43.2%	43.9%	42.9%		33.3%	28.4%	38.8%	42.3%	68.2%	55.9%	47.0%	34.9%	22.6%	21.4%	33.3%
UNSURE	9	5	3	0	3	0	1	3	1	0	6	2	0	0	0
	1.7%	2.1%	1.2%		4.3%		1.0%	2.7%	0.9%		1.8%	3.2%			



City of Dunwoody - Community Survey
March 2023

Q57. How many times in the last year did you or a member of your family utilize each of the following recreational spaces or programs in Dunwoody?

Picnic areas

Base: Total Sample

BANNER 2

	YEARS LIVED IN DUNWOODY									CHILDREN IN HOUSEHOLD		BUSINESS OWNERSHIP		MODE							LANGUAGE	
	TOTAL	LESS THAN 1	2 TO 3	4 TO 5	6 TO 10	11 TO 15	16 TO 20	21 YEARS AND OVER	YES	NO	YES	NO	PHONE [NET]	LAND-LINE	MOBILE	ONLINE [NET]	EMAIL	TEXT	MAIL [NET]	ENGLISH	SPANISH	
			YEAR	YEARS	YEARS	YEARS	YEARS	YEARS														
Total	525 100%	26 100.0%	98 100%	54 100%	90 100%	49 100%	54 100%	153 100%	188 100.0%	316 100.0%	51 100%	474 100%	42 100%	4 100%	38 100.0%	483 100.0%	140 100%	16 100%	327 100%	512 100.0%	13 100.0%	
AT LEAST ONCE A WEEK (NET)	62 11.8%	3 11.5%	16 16.3%	8 14.8%	13 14.4%	4 8.2%	9 16.7%	8 5.2%	31 16.5%	30 9.5%	4 7.8%	58 12.2%	10 23.8%	1 25.0%	9 23.7%	52 10.8%	13 9.3%	2 12.5%	37 11.3%	57 11.1%	5 38.5%	
ONCE A WEEK OR MORE	16 3.0%	0	9 9.2%	0	2 2.2%	1 2.0%	2 3.7%	1 0.7%	7 3.7%	9 2.8%	1 2.0%	15 3.2%	3 7.1%	0	3 7.9%	13 2.7%	1 0.7%	0	12 3.7%	14 2.7%	2 15.4%	
A FEW TIMES A MONTH	46 8.8%	3 11.5%	7 7.1%	8 14.8%	11 12.2%	3 6.1%	7 13.0%	7 4.6%	24 12.8%	21 6.6%	3 5.9%	43 9.1%	7 16.7%	1 25.0%	6 15.8%	39 8.1%	12 8.6%	2 12.5%	25 7.6%	43 8.4%	3 23.1%	
INFREQUENT USE (NET)	227 43.2%	11 42.3%	45 45.9%	24 44.4%	48 53.3%	25 51.0%	24 44.4%	50 32.7%	104 55.3%	113 35.8%	25 49.0%	202 42.6%	19 45.2%	2 50.0%	17 44.7%	208 43.1%	42 30.0%	6 37.5%	160 48.9%	223 43.6%	4 30.8%	
MONTHLY OR BI-MONTHLY	48 9.1%	3 11.5%	6 6.1%	6 11.1%	13 14.4%	4 8.2%	7 13.0%	9 5.9%	24 12.8%	20 6.3%	5 9.8%	43 9.1%	8 19.0%	0	8 21.1%	40 8.3%	10 7.1%	2 12.5%	28 8.6%	47 9.2%	1 7.7%	
A FEW TIMES A YEAR	179 34.1%	8 30.8%	39 39.8%	18 33.3%	35 38.9%	21 42.9%	17 31.5%	41 26.8%	80 42.6%	93 29.4%	20 39.2%	159 33.5%	11 26.2%	2 50.0%	9 23.7%	168 34.8%	32 22.9%	4 25.0%	132 40.4%	176 34.4%	3 23.1%	
NEVER	227 43.2%	11 42.3%	36 36.7%	21 38.9%	27 30.0%	20 40.8%	21 38.9%	91 59.5%	53 28.2%	165 52.2%	22 43.1%	205 43.2%	13 31.0%	1 25.0%	12 31.6%	214 44.3%	83 59.3%	6 37.5%	125 38.2%	223 43.6%	4 30.8%	
UNSURE	9 1.7%	1 3.8%	1 1.0%	1 1.9%	2 2.2%	0	0	4 2.6%	0	8 2.5%	0	9 1.9%	0	0	0	9 1.9%	2 1.4%	2 12.5%	5 1.5%	9 1.8%	0	



City of Dunwoody - Community Survey
March 2023

Q57A. How many times in the last year did you or a member of your family utilize each of the following recreational spaces or programs in Dunwoody?

Picnic areas

BANNER 1

	GENDER				AGE GROUP					ETHNICITY					
	TOTAL	MALE	FEMALE	OTHER	18-29	30-39	40-49	50-64	65+	LATINO	WHITE	BLACK	ASIAN	MORE THAN /ONE RACE	OTHER
AT LEAST ONCE A WEEK (NET)	62	32	29	0	12	20	14	10	5	5	34	14	2	4	1
-----	100%	100%	100.0%		100%	100%	100%	100%	100%	100.0%	100%	100%	100%	100.0%	100%
ONCE A WEEK OR MORE	16	7	8	0	5	5	4	1	0	3	7	2	1	2	0
	25.8%	21.9%	27.6%		41.7%	25.0%	28.6%	10.0%		60.0%	20.6%	14.3%	50.0%	50.0%	
A FEW TIMES A MONTH	46	25	21	0	7	15	10	9	5	2	27	12	1	2	1
	74.2%	78.1%	72.4%		58.3%	75.0%	71.4%	90.0%	100%	40.0%	79.4%	85.7%	50.0%	50.0%	100%
INFREQUENT USE (NET)	227	97	109	1	31	53	48	51	28	10	139	25	22	7	5
-----	100%	100%	100.0%	100%	100%	100%	100%	100%	100%	100.0%	100%	100%	100%	100.0%	100%
MONTHLY OR BI-MONTHLY	48	20	23	0	11	10	12	5	6	2	34	5	1	1	0
	21.1%	20.6%	21.1%		35.5%	18.9%	25.0%	9.8%	21.4%	20.0%	24.5%	20.0%	4.5%	14.3%	
A FEW TIMES A YEAR	179	77	86	1	20	43	36	46	22	8	105	20	21	6	5
	78.9%	79.4%	78.9%	100%	64.5%	81.1%	75.0%	90.2%	78.6%	80.0%	75.5%	80.0%	95.5%	85.7%	100%



City of Dunwoody - Community Survey
March 2023

Q57A. How many times in the last year did you or a member of your family utilize each of the following recreational spaces or programs in Dunwoody?

Picnic areas

BANNER 2

	YEARS LIVED IN DUNWOODY								CHILDREN IN HOUSEHOLD		BUSINESS OWNERSHIP		MODE						LANGUAGE		
	TOTAL	LESS THAN 1 YEAR	2 TO 3 YEARS	4 TO 5 YEARS	6 TO 10 YEARS	11 TO 15 YEARS	16 TO 20 YEARS	21 AND OVER	YES	NO	YES	NO	PHONE [NET]	LAND- LINE	MOBILE	ONLINE [NET]	EMAIL	TEXT	MAIL [NET]	ENGLISH	SPANISH
AT LEAST ONCE A WEEK (NET)	62	3	16	8	13	4	9	8	31	30	4	58	10	1	9	52	13	2	37	57	5
-----	100%	100.0%	100%	100%	100%	100%	100%	100%	100.0%	100.0%	100%	100%	100%	100%	100.0%	100.0%	100%	100%	100%	100.0%	100.0%
ONCE A WEEK OR MORE	16	0	9	0	2	1	2	1	7	9	1	15	3	0	3	13	1	0	12	14	2
	25.8%		56.3%		15.4%	25.0%	22.2%	12.5%	22.6%	30.0%	25.0%	25.9%	30.0%		33.3%	25.0%	7.7%		32.4%	24.6%	40.0%
A FEW TIMES A MONTH	46	3	7	8	11	3	7	7	24	21	3	43	7	1	6	39	12	2	25	43	3
	74.2%	100.0%	43.8%	100%	84.6%	75.0%	77.8%	87.5%	77.4%	70.0%	75.0%	74.1%	70.0%	100%	66.7%	75.0%	92.3%	100%	67.6%	75.4%	60.0%
INFREQUENT USE (NET)	227	11	45	24	48	25	24	50	104	113	25	202	19	2	17	208	42	6	160	223	4
-----	100%	100.0%	100%	100%	100%	100%	100%	100%	100.0%	100.0%	100%	100%	100%	100%	100.0%	100.0%	100%	100%	100%	100.0%	100.0%
MONTHLY OR BI-MONTHLY	48	3	6	6	13	4	7	9	24	20	5	43	8	0	8	40	10	2	28	47	1
	21.1%	27.3%	13.3%	25.0%	27.1%	16.0%	29.2%	18.0%	23.1%	17.7%	20.0%	21.3%	42.1%		47.1%	19.2%	23.8%	33.3%	17.5%	21.1%	25.0%
A FEW TIMES A YEAR	179	8	39	18	35	21	17	41	80	93	20	159	11	2	9	168	32	4	132	176	3
	78.9%	72.7%	86.7%	75.0%	72.9%	84.0%	70.8%	82.0%	76.9%	82.3%	80.0%	78.7%	57.9%	100%	52.9%	80.8%	76.2%	66.7%	82.5%	78.9%	75.0%



City of Dunwoody - Community Survey
March 2023

Q59. Which of the following special events in Dunwoody, if any, have you attended in the past year?

Base: Total Sample

BANNER 1	GENDER				AGE GROUP					ETHNICITY					
	TOTAL	MALE	FEMALE	OTHER	18-29	30-39	40-49	50-64	65+	LATINO	WHITE	BLACK	ASIAN	MORE THAN /ONE RACE	OTHER
Total	525	239	247	1	69	102	103	111	107	34	338	63	31	14	9
	100%	100%	100.0%	100%	100%	100%	100%	100%	100%	100.0%	100%	100%	100%	100.0%	100%
LEMONADE DAYS FESTIVAL	280	127	135	1	28	59	78	65	38	15	189	29	15	10	5
	53.3%	53.1%	54.7%	100%	40.6%	57.8%	75.7%	58.6%	35.5%	44.1%	55.9%	46.0%	48.4%	71.4%	55.6%
JULY 4TH PARADE	279	136	123	0	29	47	65	64	55	14	194	28	14	6	3
	53.1%	56.9%	49.8%		42.0%	46.1%	63.1%	57.7%	51.4%	41.2%	57.4%	44.4%	45.2%	42.9%	33.3%
DUNWOODY ARTS FESTIVAL	268	116	132	0	24	50	61	68	50	16	182	24	15	9	4
	51.0%	48.5%	53.4%		34.8%	49.0%	59.2%	61.3%	46.7%	47.1%	53.8%	38.1%	48.4%	64.3%	44.4%
FOOD TRUCK THURSDAY	252	110	127	1	31	60	60	55	38	13	158	35	20	7	6
	48.0%	46.0%	51.4%	100%	44.9%	58.8%	58.3%	49.5%	35.5%	38.2%	46.7%	55.6%	64.5%	50.0%	66.7%
LIGHT UP DUNWOODY	180	78	91	1	16	49	45	35	27	13	117	19	11	6	2
	34.3%	32.6%	36.8%	100%	23.2%	48.0%	43.7%	31.5%	25.2%	38.2%	34.6%	30.2%	35.5%	42.9%	22.2%
HOUSEHOLD HAZARDOUS WASTE RECYCLING EVENT	132	56	66	1	3	18	27	39	33	5	99	9	5	5	1
	25.1%	23.4%	26.7%	100%	4.3%	17.6%	26.2%	35.1%	30.8%	14.7%	29.3%	14.3%	16.1%	35.7%	11.1%
TRUCK OR TREAT	89	42	40	0	11	25	32	12	5	7	51	14	6	2	3
	17.0%	17.6%	16.2%		15.9%	24.5%	31.1%	10.8%	4.7%	20.6%	15.1%	22.2%	19.4%	14.3%	33.3%
SUMMER MOVIE SERIES	85	29	49	1	10	19	27	17	8	8	39	21	4	3	4
	16.2%	12.1%	19.8%	100%	14.5%	18.6%	26.2%	15.3%	7.5%	23.5%	11.5%	33.3%	12.9%	21.4%	44.4%
APPLE CIDER DAYS	82	24	53	1	9	29	25	9	8	4	60	9	4	2	0
	15.6%	10.0%	21.5%	100%	13.0%	28.4%	24.3%	8.1%	7.5%	11.8%	17.8%	14.3%	12.9%	14.3%	
NATURE CENTER BACKYARD CONCERTS	67	31	31	1	6	12	15	21	10	5	42	10	3	2	1
	12.8%	13.0%	12.6%	100%	8.7%	11.8%	14.6%	18.9%	9.3%	14.7%	12.4%	15.9%	9.7%	14.3%	11.1%
MONARCHS AND MARGARITAS	46	18	25	0	4	7	13	14	6	3	32	5	3	0	0
	8.8%	7.5%	10.1%		5.8%	6.9%	12.6%	12.6%	5.6%	8.8%	9.5%	7.9%	9.7%		
MLK JR. DAY OF SERVICE	43	17	25	0	7	11	9	12	4	3	16	21	0	1	2
	8.2%	7.1%	10.1%		10.1%	10.8%	8.7%	10.8%	3.7%	8.8%	4.7%	33.3%		7.1%	22.2%
MEMORIAL DAY EVENT	41	21	16	1	4	7	6	9	13	2	18	14	3	0	1
	7.8%	8.8%	6.5%	100%	5.8%	6.9%	5.8%	8.1%	12.1%	5.9%	5.3%	22.2%	9.7%		11.1%
VETERANS DAY EVENT	32	17	9	1	3	2	4	6	13	2	17	7	0	0	1
	6.1%	7.1%	3.6%	100%	4.3%	2.0%	3.9%	5.4%	12.1%	5.9%	5.0%	11.1%			11.1%
NATURE CENTER FRIDAY NIGHT HIKE	26	13	10	1	2	5	10	5	1	3	14	6	0	1	0
	5.0%	5.4%	4.0%	100%	2.9%	4.9%	9.7%	4.5%	0.9%	8.8%	4.1%	9.5%		7.1%	
GREAT DUNWOODY CLEANUP	26	14	11	1	2	2	14	6	2	1	14	8	3	0	0
	5.0%	5.9%	4.5%	100%	2.9%	2.0%	13.6%	5.4%	1.9%	2.9%	4.1%	12.7%	9.7%		

Continued



City of Dunwoody - Community Survey
March 2023

Q59. Which of the following special events in Dunwoody, if any, have you attended in the past year?

Base: Total Sample

BANNER 1

	GENDER			AGE GROUP					ETHNICITY						
	TOTAL	MALE	FEMALE	OTHER	18-29	30-39	40-49	50-64	65+	LATINO	WHITE	BLACK	ASIAN	MORE THAN /ONE RACE	OTHER
GROOVIN' ON THE GREEN CONCERT SERIES	13 2.5%	2 0.8%	11 4.5%	0	1 1.4%	1 1.0%	5 4.9%	4 3.6%	1 0.9%	1 2.9%	1 0.3%	11 17.5%	0	0	0
OTHER -----	16 3.0%	6 2.5%	8 3.2%	0	3 4.3%	2 2.0%	1 1.0%	4 3.6%	4 3.7%	1 2.9%	8 2.4%	3 4.8%	1 3.2%	0	1 11.1%
FARMERS MARKET	3 18.8%	3 50.0%	0	0	0	0	1 100%	1 25.0%	1 25.0%	0	3 37.5%	0	0	0	0
HAVE NOT ATTENDED ANY SPECIAL EVENTS	71 13.5%	34 14.2%	30 12.1%	0	19 27.5%	11 10.8%	6 5.8%	12 10.8%	19 17.8%	8 23.5%	40 11.8%	12 19.0%	3 9.7%	0	1 11.1%



City of Dunwoody - Community Survey
March 2023

Q59. Which of the following special events in Dunwoody, if any, have you attended in the past year?

Base: Total Sample

BANNER 2

	YEARS LIVED IN DUNWOODY								CHILDREN IN HOUSEHOLD		BUSINESS OWNERSHIP		MODE							LANGUAGE	
	TOTAL	LESS	2 TO	4 TO	6 TO	11 TO	16 TO	21	YES	NO	YES	NO	PHONE [NET]	LAND- LINE	MOBILE	ONLINE [NET]	EMAIL	TEXT	MAIL [NET]	ENGLISH	SPANISH
		THAN 1 YEAR	3 YEARS	5 YEARS	10 YEARS	15 YEARS	20 YEARS	AND OVER													
Total	525 100%	26 100.0%	98 100%	54 100%	90 100%	49 100%	54 100%	153 100%	188 100.0%	316 100.0%	51 100%	474 100%	42 100%	4 100%	38 100.0%	483 100.0%	140 100%	16 100%	327 100%	512 100.0%	13 100.0%
LEMONADE DAYS FESTIVAL	280 53.3%	2 7.7%	43 43.9%	33 61.1%	62 68.9%	38 77.6%	33 61.1%	69 45.1%	151 80.3%	121 38.3%	29 56.9%	251 53.0%	22 52.4%	1 25.0%	21 55.3%	258 53.4%	62 44.3%	7 43.8%	189 57.8%	273 53.3%	7 53.8%
JULY 4TH PARADE	279 53.1%	6 23.1%	34 34.7%	25 46.3%	49 54.4%	33 67.3%	35 64.8%	97 63.4%	129 68.6%	138 43.7%	29 56.9%	250 52.7%	25 59.5%	2 50.0%	23 60.5%	254 52.6%	76 54.3%	9 56.3%	169 51.7%	273 53.3%	6 46.2%
DUNWOODY ARTS FESTIVAL	268 51.0%	3 11.5%	38 38.8%	27 50.0%	50 55.6%	30 61.2%	34 63.0%	86 56.2%	116 61.7%	140 44.3%	31 60.8%	237 50.0%	19 45.2%	2 50.0%	17 44.7%	249 51.6%	66 47.1%	8 50.0%	175 53.5%	263 51.4%	5 38.5%
FOOD TRUCK THURSDAY	252 48.0%	8 30.8%	43 43.9%	27 50.0%	55 61.1%	29 59.2%	31 57.4%	59 38.6%	113 60.1%	133 42.1%	23 45.1%	229 48.3%	22 52.4%	1 25.0%	21 55.3%	230 47.6%	59 42.1%	10 62.5%	161 49.2%	244 47.7%	8 61.5%
LIGHT UP DUNWOODY	180 34.3%	5 19.2%	37 37.8%	22 40.7%	39 43.3%	16 32.7%	16 29.6%	45 29.4%	96 51.1%	77 24.4%	22 43.1%	158 33.3%	13 31.0%	0	13 34.2%	167 34.6%	39 27.9%	7 43.8%	121 37.0%	176 34.4%	4 30.8%
HOUSEHOLD HAZARDOUS WASTE RECYCLING EVENT	132 25.1%	0	12 12.2%	9 16.7%	24 26.7%	14 28.6%	18 33.3%	55 35.9%	50 26.6%	76 24.1%	18 35.3%	114 24.1%	7 16.7%	1 25.0%	6 15.8%	125 25.9%	39 27.9%	1 6.3%	85 26.0%	131 25.6%	1 7.7%
TRUCK OR TREAT	89 17.0%	3 11.5%	15 15.3%	13 24.1%	25 27.8%	13 26.5%	9 16.7%	11 7.2%	55 29.3%	33 10.4%	12 23.5%	77 16.2%	7 16.7%	0	7 18.4%	82 17.0%	13 9.3%	3 18.8%	66 20.2%	87 17.0%	2 15.4%
SUMMER MOVIE SERIES	85 16.2%	3 11.5%	16 16.3%	12 22.2%	18 20.0%	10 20.4%	10 18.5%	16 10.5%	48 25.5%	33 10.4%	8 15.7%	77 16.2%	14 33.3%	1 25.0%	13 34.2%	71 14.7%	16 11.4%	4 25.0%	51 15.6%	81 15.8%	4 30.8%
APPLE CIDER DAYS	82 15.6%	2 7.7%	14 14.3%	15 27.8%	23 25.6%	13 26.5%	5 9.3%	10 6.5%	56 29.8%	24 7.6%	6 11.8%	76 16.0%	5 11.9%	0	5 13.2%	77 15.9%	16 11.4%	2 12.5%	59 18.0%	81 15.8%	1 7.7%
NATURE CENTER BACKYARD CONCERTS	67 12.8%	2 7.7%	6 6.1%	7 13.0%	15 16.7%	7 14.3%	10 18.5%	20 13.1%	30 16.0%	34 10.8%	8 15.7%	59 12.4%	10 23.8%	0	10 26.3%	57 11.8%	13 9.3%	2 12.5%	42 12.8%	64 12.5%	3 23.1%
MONARCHS AND MARGARITAS	46 8.8%	1 3.8%	3 3.1%	3 5.6%	11 12.2%	4 8.2%	6 11.1%	18 11.8%	26 13.8%	18 5.7%	7 13.7%	39 8.2%	3 7.1%	0	3 7.9%	43 8.9%	9 6.4%	1 6.3%	33 10.1%	45 8.8%	1 7.7%
MLK JR. DAY OF SERVICE	43 8.2%	2 7.7%	4 4.1%	7 13.0%	10 11.1%	8 16.3%	7 13.0%	5 3.3%	20 10.6%	23 7.3%	6 11.8%	37 7.8%	9 21.4%	0	9 23.7%	34 7.0%	6 4.3%	4 25.0%	24 7.3%	42 8.2%	1 7.7%
MEMORIAL DAY EVENT	41 7.8%	3 11.5%	2 2.0%	7 13.0%	5 5.6%	4 8.2%	5 9.3%	15 9.8%	12 6.4%	26 8.2%	5 9.8%	36 7.6%	13 31.0%	0	13 34.2%	28 5.8%	9 6.4%	1 6.3%	18 5.5%	41 8.0%	0
VETERANS DAY EVENT	32 6.1%	1 3.8%	2 2.0%	3 5.6%	2 2.2%	2 4.1%	7 13.0%	15 9.8%	9 4.8%	19 6.0%	2 3.9%	30 6.3%	4 9.5%	0	4 10.5%	28 5.8%	13 9.3%	1 6.3%	14 4.3%	31 6.1%	1 7.7%
NATURE CENTER FRIDAY NIGHT HIKE	26 5.0%	1 3.8%	3 3.1%	3 5.6%	9 10.0%	2 4.1%	3 5.6%	5 3.3%	17 9.0%	8 2.5%	3 5.9%	23 4.9%	2 4.8%	0	2 5.3%	24 5.0%	7 5.0%	1 6.3%	16 4.9%	26 5.1%	0

Continued



City of Dunwoody - Community Survey
March 2023

Q59. Which of the following special events in Dunwoody, if any, have you attended in the past year?

Base: Total Sample

BANNER 2

	YEARS LIVED IN DUNWOODY								CHILDREN IN HOUSEHOLD		BUSINESS OWNERSHIP		MODE						LANGUAGE		
	TOTAL	LESS THAN 1 YEAR	2 TO 3 YEARS	4 TO 5 YEARS	6 TO 10 YEARS	11 TO 15 YEARS	16 TO 20 YEARS	21 AND OVER	YES	NO	YES	NO	PHONE [NET]	LAND- LINE	MOBILE	ONLINE [NET]	EMAIL	TEXT	MAIL [NET]	ENGLISH	SPANISH
GREAT DUNWOODY CLEANUP	26 5.0%	0 5.1%	5 1.9%	1 8.9%	8 8.2%	4 7.4%	4 2.6%	15 8.0%	11 3.5%	0	26 5.5%	5 11.9%	0	5 13.2%	21 4.3%	7 5.0%	0	14 4.3%	26 5.1%	0	
GROOVIN' ON THE GREEN CONCERT SERIES	13 2.5%	0	0	3 5.6%	4 4.4%	5 10.2%	0 0.7%	6 3.2%	6 1.9%	1 2.0%	12 2.5%	9 21.4%	1 25.0%	8 21.1%	4 0.8%	0	4 25.0%	0	13 2.5%	0	
OTHER -----	16 3.0%	2 7.7%	1 1.0%	3 5.6%	2 2.2%	0	1 1.9%	7 4.6%	2 1.1%	13 4.1%	2 3.9%	14 3.0%	3 7.1%	1 25.0%	2 5.3%	13 2.7%	9 6.4%	0	4 1.2%	16 3.1%	0
FARMERS MARKET	3 18.8%	0	0	0	0	1 100%	1 14.3%	2 100.0%	1 7.7%	0	3 21.4%	0	0	0	3 23.1%	0	0	3 75.0%	3 18.8%	0	
HAVE NOT ATTENDED ANY SPECIAL EVENTS	71 13.5%	13 50.0%	13 13.3%	9 16.7%	8 8.9%	2 4.1%	5 9.3%	20 13.1%	6 3.2%	61 19.3%	1 2.0%	70 14.8%	6 14.3%	2 50.0%	4 10.5%	65 13.5%	24 17.1%	2 12.5%	39 11.9%	69 13.5%	2 15.4%



City of Dunwoody - Community Survey
March 2023

Q60. How do you get news and information from the City?

Base: Total Sample

BANNER 1	GENDER				AGE GROUP					ETHNICITY					
	TOTAL	MALE	FEMALE	OTHER	18-29	30-39	40-49	50-64	65+	LATINO	WHITE	BLACK	ASIAN	MORE THAN /ONE RACE	OTHER
Total	525	239	247	1	69	102	103	111	107	34	338	63	31	14	9
	100%	100%	100.0%	100%	100%	100%	100%	100%	100%	100.0%	100%	100%	100%	100.0%	100%
THE DUNWOODY DIGEST MAGAZINE	228	94	121	0	23	45	49	43	55	18	139	36	14	7	2
	43.4%	39.3%	49.0%		33.3%	44.1%	47.6%	38.7%	51.4%	52.9%	41.1%	57.1%	45.2%	50.0%	22.2%
THE CITY WEBSITE	108	59	39	1	9	10	23	25	28	8	69	10	8	2	2
	20.6%	24.7%	15.8%	100%	13.0%	9.8%	22.3%	22.5%	26.2%	23.5%	20.4%	15.9%	25.8%	14.3%	22.2%
THE CITY'S EMAIL NEWSLETTER, D-NEWS	63	32	27	0	10	2	10	17	20	3	33	17	3	1	1
	12.0%	13.4%	10.9%		14.5%	2.0%	9.7%	15.3%	18.7%	8.8%	9.8%	27.0%	9.7%	7.1%	11.1%
THE CITY OF DUNWOODY'S SOCIAL MEDIA ACCOUNTS	27	11	16	0	6	7	6	7	1	6	11	9	0	1	0
	5.1%	4.6%	6.5%		8.7%	6.9%	5.8%	6.3%	0.9%	17.6%	3.3%	14.3%		7.1%	
THEY CITY OF DUNWOODY'S APP	23	8	14	1	2	1	4	7	9	3	15	5	0	0	0
	4.4%	3.3%	5.7%	100%	2.9%	1.0%	3.9%	6.3%	8.4%	8.8%	4.4%	7.9%			
VISITING CITY HALL	7	6	1	0	0	1	0	1	5	1	3	3	0	0	0
	1.3%	2.5%	0.4%			1.0%		0.9%	4.7%	2.9%	0.9%	4.8%			
NONE OF THESE	4	3	1	0	1	1	0	1	1	1	0	3	0	0	0
	0.8%	1.3%	0.4%		1.4%	1.0%		0.9%	0.9%	2.9%		4.8%			
OTHER	87	43	32	0	18	16	11	15	19	3	59	5	7	2	1
	16.6%	18.0%	13.0%		26.1%	15.7%	10.7%	13.5%	17.8%	8.8%	17.5%	7.9%	22.6%	14.3%	11.1%
UNSURE	25	10	13	0	3	6	6	3	6	1	16	0	4	0	2
	4.8%	4.2%	5.3%		4.3%	5.9%	5.8%	2.7%	5.6%	2.9%	4.7%		12.9%		22.2%



City of Dunwoody - Community Survey
March 2023

Q60. How do you get news and information from the City?

Base: Total Sample

BANNER 2

	YEARS LIVED IN DUNWOODY								CHILDREN IN HOUSEHOLD		BUSINESS OWNERSHIP		MODE						LANGUAGE		
	TOTAL	LESS THAN 1 YEAR	2 TO 3 YEARS	4 TO 5 YEARS	6 TO 10 YEARS	11 TO 15 YEARS	16 TO 20 YEARS	21 YEARS AND OVER	YES	NO	YES	NO	PHONE [NET]	LAND-LINE	MOBILE	ONLINE [NET]	EMAIL	TEXT	MAIL [NET]	ENGLISH	SPANISH
Total	525 100%	26 100.0%	98 100%	54 100%	90 100%	49 100%	54 100%	153 100%	188 100.0%	316 100.0%	51 100%	474 100%	42 100%	4 100%	38 100.0%	483 100.0%	140 100%	16 100%	327 100%	512 100.0%	13 100.0%
THE DUNWOODY DIGEST MAGAZINE	228 43.4%	10 38.5%	46 46.9%	26 48.1%	44 48.9%	20 40.8%	16 29.6%	65 42.5%	85 45.2%	132 41.8%	15 29.4%	213 44.9%	24 57.1%	2 50.0%	22 57.9%	204 42.2%	59 42.1%	7 43.8%	138 42.2%	218 42.6%	10 76.9%
THE CITY WEBSITE	108 20.6%	3 11.5%	15 15.3%	6 11.1%	18 20.0%	13 26.5%	14 25.9%	39 25.5%	33 17.6%	67 21.2%	9 17.6%	99 20.9%	10 23.8%	1 25.0%	9 23.7%	98 20.3%	42 30.0%	4 25.0%	52 15.9%	105 20.5%	3 23.1%
THE CITY'S EMAIL NEWSLETTER, D-NEWS	63 12.0%	0 7.1%	7 3.7%	2 11.1%	10 12.2%	6 22.2%	12 17.0%	26 17.0%	17 9.0%	43 13.6%	8 15.7%	55 11.6%	20 47.6%	2 50.0%	18 47.4%	43 8.9%	16 11.4%	5 31.3%	22 6.7%	63 12.3%	0
THE CITY OF DUNWOODY'S SOCIAL MEDIA ACCOUNTS	27 5.1%	1 3.8%	4 4.1%	8 14.8%	3 3.3%	4 8.2%	2 3.7%	5 3.3%	13 6.9%	13 4.1%	2 3.9%	25 5.3%	14 33.3%	0 36.8%	14 2.7%	13 1.4%	2 18.8%	3 2.4%	8 4.9%	25 4.9%	2 15.4%
THEY CITY OF DUNWOODY'S APP	23 4.4%	2 7.7%	3 3.1%	2 3.7%	5 5.6%	2 4.1%	4 7.4%	5 3.3%	6 3.2%	17 5.4%	0 4.9%	23 7.1%	3 25.0%	1 5.3%	2 4.1%	20 5.7%	8 12.5%	2 3.1%	10 3.1%	23 4.5%	0
VISITING CITY HALL	7 1.3%	0 1.0%	1 1.9%	1 1.9%	0 2.0%	1 3.7%	2 1.3%	2 1.3%	1 0.5%	6 1.9%	1 2.0%	6 1.3%	3 7.1%	0 7.9%	3 0.8%	4 2.1%	3 0	0 0.3%	1 1.2%	6 1.2%	1 7.7%
NONE OF THESE	4 0.8%	0 1.0%	1 1.9%	1 1.9%	0 1.9%	0 2.0%	0 1.3%	2 1.3%	1 0.5%	3 0.9%	0 0.8%	4 7.1%	3 25.0%	1 5.3%	2 0.2%	1 0	0 6.3%	1 0	0 0.8%	4 0.8%	0
OTHER	87 16.6%	9 34.6%	14 14.3%	4 7.4%	14 15.6%	3 6.1%	7 13.0%	36 23.5%	23 12.2%	59 18.7%	8 15.7%	79 16.7%	2 4.8%	0	2 5.3%	85 17.6%	30 21.4%	0	55 16.8%	84 16.4%	3 23.1%
UNSURE	25 4.8%	1 3.8%	5 5.1%	3 5.6%	6 6.7%	3 6.1%	2 3.7%	5 3.3%	11 5.9%	14 4.4%	5 9.8%	20 4.2%	0	0	0	25 5.2%	5 3.6%	0	20 6.1%	25 4.9%	0



City of Dunwoody - Community Survey
March 2023

Q61. Please indicate which if any of these social apps and websites you use regularly.

Base: Total Sample

BANNER 1	GENDER				AGE GROUP					ETHNICITY					
	TOTAL	MALE	FEMALE	OTHER	18-29	30-39	40-49	50-64	65+	LATINO	WHITE	BLACK	ASIAN	MORE THAN /ONE RACE	OTHER
Total	525	239	247	1	69	102	103	111	107	34	338	63	31	14	9
	100%	100%	100.0%	100%	100%	100%	100%	100%	100%	100.0%	100%	100%	100%	100.0%	100%
FACEBOOK	309	127	168	0	30	70	69	73	54	21	206	40	17	6	5
	58.9%	53.1%	68.0%		43.5%	68.6%	67.0%	65.8%	50.5%	61.8%	60.9%	63.5%	54.8%	42.9%	55.6%
INSTAGRAM	247	91	146	0	45	70	51	51	24	20	157	35	13	9	2
	47.0%	38.1%	59.1%		65.2%	68.6%	49.5%	45.9%	22.4%	58.8%	46.4%	55.6%	41.9%	64.3%	22.2%
YOUTUBE	199	117	71	1	38	27	36	47	39	15	121	27	14	7	5
	37.9%	49.0%	28.7%	100%	55.1%	26.5%	35.0%	42.3%	36.4%	44.1%	35.8%	42.9%	45.2%	50.0%	55.6%
LINKEDIN	167	100	59	0	22	36	42	48	11	5	111	20	14	5	3
	31.8%	41.8%	23.9%		31.9%	35.3%	40.8%	43.2%	10.3%	14.7%	32.8%	31.7%	45.2%	35.7%	33.3%
NEXTDOOR	141	50	78	0	11	18	24	31	45	6	88	20	7	5	1
	26.9%	20.9%	31.6%		15.9%	17.6%	23.3%	27.9%	42.1%	17.6%	26.0%	31.7%	22.6%	35.7%	11.1%
TWITTER	93	53	31	0	16	25	23	21	6	4	49	19	7	5	0
	17.7%	22.2%	12.6%		23.2%	24.5%	22.3%	18.9%	5.6%	11.8%	14.5%	30.2%	22.6%	35.7%	
TIKTOK	62	25	36	0	24	12	9	14	1	8	30	18	3	2	0
	11.8%	10.5%	14.6%		34.8%	11.8%	8.7%	12.6%	0.9%	23.5%	8.9%	28.6%	9.7%	14.3%	
SNAPCHAT	39	14	21	0	22	5	4	4	2	4	20	7	3	0	0
	7.4%	5.9%	8.5%		31.9%	4.9%	3.9%	3.6%	1.9%	11.8%	5.9%	11.1%	9.7%		
OTHER -----	6	3	2	0	1	0	1	2	2	0	4	1	0	0	0
	1.1%	1.3%	0.8%		1.4%		1.0%	1.8%	1.9%		1.2%	1.6%			
REDDIT	6	6	0	0	2	3	1	0	0	0	4	0	1	0	1
	100%	####			####		100%				100%				
NOTHING	54	27	16	0	4	7	4	5	23	2	35	3	4	1	0
	10.3%	11.3%	6.5%		5.8%	6.9%	3.9%	4.5%	21.5%	5.9%	10.4%	4.8%	12.9%	7.1%	
UNSURE	1	1	0	0	0	0	1	0	0	0	1	0	0	0	0
	0.2%	0.4%					1.0%				0.3%				



City of Dunwoody - Community Survey
March 2023

Q61. Please indicate which if any of these social apps and websites you use regularly.

Base: Total Sample

BANNER 2

	YEARS LIVED IN DUNWOODY								CHILDREN IN HOUSEHOLD		BUSINESS OWNERSHIP		MODE						LANGUAGE		
	TOTAL	LESS THAN 1	2 TO 3	4 TO 5	6 TO 10	11 TO 15	16 TO 20	21 YEARS AND OVER	YES	NO	YES	NO	PHONE [NET]	LAND-LINE	MOBILE	ONLINE [NET]	EMAIL	TEXT	MAIL [NET]	ENGLISH	SPANISH
			YEAR	YEARS	YEARS	YEARS	YEARS	YEARS													
Total	525 100%	26 100.0%	98 100%	54 100%	90 100%	49 100%	54 100%	153 100%	188 100.0%	316 100.0%	51 100%	474 100%	42 100%	4 100%	38 100.0%	483 100.0%	140 100%	16 100%	327 100%	512 100.0%	13 100.0%
FACEBOOK	309 58.9%	11 42.3%	64 65.3%	34 63.0%	61 67.8%	36 73.5%	29 53.7%	73 47.7%	132 70.2%	167 52.8%	31 60.8%	278 58.6%	23 54.8%	3 75.0%	20 52.6%	286 59.2%	68 48.6%	11 68.8%	207 63.3%	302 59.0%	7 53.8%
INSTAGRAM	247 47.0%	18 69.2%	61 62.2%	27 50.0%	50 55.6%	21 42.9%	24 44.4%	45 29.4%	97 51.6%	145 45.9%	18 35.3%	229 48.3%	23 54.8%	1 25.0%	22 57.9%	224 46.4%	36 25.7%	10 62.5%	178 54.4%	240 46.9%	7 53.8%
YOUTUBE	199 37.9%	11 42.3%	39 39.8%	23 42.6%	35 38.9%	13 26.5%	19 35.2%	58 37.9%	58 30.9%	135 42.7%	17 33.3%	182 38.4%	21 50.0%	1 25.0%	20 52.6%	178 36.9%	43 30.7%	7 43.8%	128 39.1%	193 37.7%	6 46.2%
LINKEDIN	167 31.8%	13 50.0%	22 22.4%	24 44.4%	35 38.9%	18 36.7%	15 27.8%	39 25.5%	80 42.6%	83 26.3%	24 47.1%	143 30.2%	13 31.0%	1 25.0%	12 31.6%	154 31.9%	35 25.0%	6 37.5%	113 34.6%	164 32.0%	3 23.1%
NEXTDOOR	141 26.9%	7 26.9%	22 22.4%	10 18.5%	22 24.4%	11 22.4%	12 22.2%	56 36.6%	42 22.3%	90 28.5%	11 21.6%	130 27.4%	8 19.0%	1 25.0%	7 18.4%	133 27.5%	45 32.1%	3 18.8%	85 26.0%	138 27.0%	3 23.1%
TWITTER	93 17.7%	7 26.9%	18 18.4%	13 24.1%	19 21.1%	8 16.3%	9 16.7%	18 11.8%	47 25.0%	45 14.2%	11 21.6%	82 17.3%	9 21.4%	0	9 23.7%	84 17.4%	16 11.4%	5 31.3%	63 19.3%	91 17.8%	2 15.4%
TIKTOK	62 11.8%	7 26.9%	14 14.3%	7 13.0%	10 11.1%	7 14.3%	9 16.7%	7 4.6%	19 10.1%	40 12.7%	7 13.7%	55 11.6%	10 23.8%	0	10 26.3%	52 10.8%	2 1.4%	4 25.0%	46 14.1%	58 11.3%	4 30.8%
SNAPCHAT	39 7.4%	4 15.4%	12 12.2%	3 5.6%	1 1.1%	5 10.2%	6 11.1%	7 4.6%	6 3.2%	32 10.1%	6 11.8%	33 7.0%	5 11.9%	0	5 13.2%	34 7.0%	1 0.7%	2 12.5%	31 9.5%	38 7.4%	1 7.7%
OTHER -----	6 1.1%	0	0	2 3.7%	0	0	1 1.9%	3 2.0%	1 0.5%	5 1.6%	0	6 1.3%	1 2.4%	0	1 2.6%	5 1.0%	2 1.4%	0	3 0.9%	6 1.2%	0
REDDIT	6 100%	1	1	1 50.0%	2	0	0	1 33.3%	2 200.0%	4 80.0%	1	5 83.3%	2 ####	0	2 200.0%	4 80.0%	0	0	4 ####	6 100.0%	0
NOTHING	54 10.3%	1 3.8%	9 9.2%	4 7.4%	6 6.7%	3 6.1%	6 11.1%	25 16.3%	10 5.3%	40 12.7%	7 13.7%	47 9.9%	4 9.5%	1 25.0%	3 7.9%	50 10.4%	28 20.0%	0	22 6.7%	52 10.2%	2 15.4%
UNSURE	1 0.2%	0	0	0	0	1 2.0%	0	0	1 0.5%	0	0	1 0.2%	0	0	0	1 0.2%	0	0	1 0.3%	1 0.2%	0



City of Dunwoody - Community Survey
March 2023

Q62. What are your top sources for news and information about issues related to Dunwoody?

Base: Total Sample

BANNER 1

	GENDER			AGE GROUP					ETHNICITY					MORE THAN	
	TOTAL	MALE	FEMALE	OTHER	18-29	30-39	40-49	50-64	65+	LATINO	WHITE	BLACK	ASIAN	/ONE RACE	OTHER
Total	525	239	247	1	69	102	103	111	107	34	338	63	31	14	9
	100%	100%	100.0%	100%	100%	100%	100%	100%	100%	100.0%	100%	100%	100%	100.0%	100%
DIRECT COMMUNICATION FROM THE CITY OF DUNWOODY (SOCIAL MEDIA, E-NEWS, CITY WEBSITE, 311 CALL, ETC.)	269	114	138	0	33	57	61	57	48	17	180	29	16	9	3
	51.2%	47.7%	55.9%		47.8%	55.9%	59.2%	51.4%	44.9%	50.0%	53.3%	46.0%	51.6%	64.3%	33.3%
NEWSPAPER	225	117	86	1	17	25	43	47	75	10	155	18	15	2	4
	42.9%	49.0%	34.8%	100%	24.6%	24.5%	41.7%	42.3%	70.1%	29.4%	45.9%	28.6%	48.4%	14.3%	44.4%
NON-CITY SOCIAL MEDIA	116	42	65	0	24	33	24	22	9	11	75	12	4	3	1
	22.1%	17.6%	26.3%		34.8%	32.4%	23.3%	19.8%	8.4%	32.4%	22.2%	19.0%	12.9%	21.4%	11.1%
LOCAL TELEVISION	109	46	51	0	12	13	12	28	32	8	56	25	4	1	2
	20.8%	19.2%	20.6%		17.4%	12.7%	11.7%	25.2%	29.9%	23.5%	16.6%	39.7%	12.9%	7.1%	22.2%
NON-CITY WEBSITES	86	42	34	0	11	19	17	20	11	11	49	9	5	1	2
	16.4%	17.6%	13.8%		15.9%	18.6%	16.5%	18.0%	10.3%	32.4%	14.5%	14.3%	16.1%	7.1%	22.2%
LOCAL RADIO	58	28	22	0	7	7	12	13	11	5	31	9	3	0	2
	11.0%	11.7%	8.9%		10.1%	6.9%	11.7%	11.7%	10.3%	14.7%	9.2%	14.3%	9.7%		22.2%
OTHER	35	18	16	0	3	7	6	10	8	2	25	3	1	1	2
	6.7%	7.5%	6.5%		4.3%	6.9%	5.8%	9.0%	7.5%	5.9%	7.4%	4.8%	3.2%	7.1%	22.2%
NOTHING	26	16	9	0	5	7	7	4	2	3	15	5	1	0	0
	5.0%	6.7%	3.6%		7.2%	6.9%	6.8%	3.6%	1.9%	8.8%	4.4%	7.9%	3.2%		
UNSURE	10	3	7	0	1	6	1	1	1	0	6	1	0	2	1
	1.9%	1.3%	2.8%		1.4%	5.9%	1.0%	0.9%	0.9%		1.8%	1.6%		14.3%	11.1%



City of Dunwoody - Community Survey
March 2023

Q62. What are your top sources for news and information about issues related to Dunwoody?

Base: Total Sample

BANNER 2

	YEARS LIVED IN DUNWOODY								CHILDREN IN HOUSEHOLD		BUSINESS OWNERSHIP		MODE						LANGUAGE		
	TOTAL	LESS THAN 1 YEAR	2 TO 3 YEARS	4 TO 5 YEARS	6 TO 10 YEARS	11 TO 15 YEARS	16 TO 20 YEARS	21 AND OVER	YES	NO	YES	NO	PHONE [NET]	LAND-LINE	MOBILE	ONLINE [NET]	EMAIL	TEXT	MAIL [NET]	ENGLISH	SPANISH
Total	525 100%	26 100.0%	98 100%	54 100%	90 100%	49 100%	54 100%	153 100%	188 100.0%	316 100.0%	51 100%	474 100%	42 100%	4 100%	38 100.0%	483 100.0%	140 100%	16 100%	327 100%	512 100.0%	13 100.0%
DIRECT COMMUNICATION FROM THE CITY OF DUNWOODY (SOCIAL MEDIA, E-NEWS, CITY WEBSITE, 311 CALL, ETC.)	269 51.2%	11 42.3%	49 50.0%	31 57.4%	49 54.4%	28 57.1%	22 40.7%	79 51.6%	110 58.5%	149 47.2%	24 47.1%	245 51.7%	21 50.0%	2 50.0%	19 50.0%	248 51.3%	67 47.9%	8 50.0%	173 52.9%	261 51.0%	8 61.5%
NEWSPAPER	225 42.9%	2 7.7%	29 29.6%	17 31.5%	33 36.7%	17 34.7%	27 50.0%	100 65.4%	76 40.4%	139 44.0%	26 51.0%	199 42.0%	18 42.9%	3 75.0%	15 39.5%	207 42.9%	87 62.1%	4 25.0%	116 35.5%	220 43.0%	5 38.5%
NON-CITY SOCIAL MEDIA	116 22.1%	9 34.6%	26 26.5%	20 37.0%	23 25.6%	10 20.4%	8 14.8%	20 13.1%	49 26.1%	64 20.3%	11 21.6%	105 22.2%	13 31.0%	1 25.0%	12 31.6%	103 21.3%	23 16.4%	1 6.3%	79 24.2%	111 21.7%	5 38.5%
LOCAL TELEVISION	109 20.8%	1 3.8%	11 11.2%	9 16.7%	17 18.9%	14 28.6%	17 31.5%	39 25.5%	21 11.2%	80 25.3%	13 25.5%	96 20.3%	17 40.5%	1 25.0%	16 42.1%	92 19.0%	35 25.0%	8 50.0%	49 15.0%	106 20.7%	3 23.1%
NON-CITY WEBSITES	86 16.4%	3 11.5%	13 13.3%	17 31.5%	15 16.7%	7 14.3%	9 16.7%	22 14.4%	35 18.6%	46 14.6%	8 15.7%	78 16.5%	10 23.8%	1 25.0%	9 23.7%	76 15.7%	27 19.3%	1 6.3%	48 14.7%	83 16.2%	3 23.1%
LOCAL RADIO	58 11.0%	1 3.8%	10 10.2%	2 3.7%	12 13.3%	4 8.2%	9 16.7%	20 13.1%	11 5.9%	42 13.3%	8 15.7%	50 10.5%	9 21.4%	1 25.0%	8 21.1%	49 10.1%	13 9.3%	3 18.8%	33 10.1%	56 10.9%	2 15.4%
OTHER	35 6.7%	1 3.8%	6 6.1%	3 5.6%	8 8.9%	1 2.0%	2 3.7%	14 9.2%	15 8.0%	19 6.0%	6 11.8%	29 6.1%	1 2.4%	0	1 2.6%	34 7.0%	14 10.0%	1 6.3%	19 5.8%	35 6.8%	0
NOTHING	26 5.0%	4 15.4%	7 7.1%	3 5.6%	6 6.7%	0	3 5.6%	3 2.0%	6 3.2%	19 6.0%	2 3.9%	24 5.1%	3 7.1%	1 25.0%	2 5.3%	23 4.8%	5 3.6%	1 6.3%	17 5.2%	25 4.9%	1 7.7%
UNSURE	10 1.9%	1 3.8%	3 3.1%	1 1.9%	2 2.2%	0	1 1.9%	2 1.3%	2 1.1%	8 2.5%	1 2.0%	9 1.9%	0	0	0	10 2.1%	1 0.7%	0	9 2.8%	10 2.0%	0



City of Dunwoody - Community Survey
March 2023

Q63. Here are a few demographic questions.

For demographic purposes only, which of the following best describes your background?

Base: Total Sample

BANNER 1

	GENDER				AGE GROUP					ETHNICITY					
	TOTAL	MALE	FEMALE	OTHER	18-29	30-39	40-49	50-64	65+	LATINO	WHITE	BLACK	ASIAN	MORE THAN /ONE RACE	OTHER
Total	525	239	247	1	69	102	103	111	107	34	338	63	31	14	9
	100%	100%	100.0%	100%	100%	100%	100%	100%	100%	100.0%	100%	100%	100%	100.0%	100%
LATINO/HISPANIC	34	13	21	0	7	5	9	8	4	34	0	0	0	0	0
	6.5%	5.4%	8.5%	0	10.1%	4.9%	8.7%	7.2%	3.7%	100.0%	0	0	0	0	0
WHITE/CAUCASIAN	338	183	154	0	44	64	66	59	95	0	338	0	0	0	0
	64.4%	76.6%	62.3%	0	63.8%	62.7%	64.1%	53.2%	88.8%	0	100%	0	0	0	0
BLACK/AFRICAN AMERICAN	63	20	41	1	7	14	10	25	6	0	0	63	0	0	0
	12.0%	8.4%	16.6%	100%	10.1%	13.7%	9.7%	22.5%	5.6%	0	0	100%	0	0	0
ASIAN/PACIFIC ISLANDER	31	14	15	0	6	9	8	6	1	0	0	0	31	0	0
	5.9%	5.9%	6.1%	0	8.7%	8.8%	7.8%	5.4%	0.9%	0	0	0	100%	0	0
MORE THAN ONE RACE	14	4	9	0	1	4	3	5	0	0	0	0	0	14	0
	2.7%	1.7%	3.6%	0	1.4%	3.9%	2.9%	4.5%	0	0	0	0	0	100.0%	0
OTHER	9	4	5	0	1	2	1	4	1	0	0	0	0	0	9
	1.7%	1.7%	2.0%	0	1.4%	2.0%	1.0%	3.6%	0.9%	0	0	0	0	0	100%
PREFER NOT TO ANSWER	36	1	2	0	3	4	6	4	0	0	0	0	0	0	0
	6.9%	0.4%	0.8%	0	4.3%	3.9%	5.8%	3.6%	0	0	0	0	0	0	0



City of Dunwoody - Community Survey
March 2023

Q63. Here are a few demographic questions.

For demographic purposes only, which of the following best describes your background?

Base: Total Sample

BANNER 2

	YEARS LIVED IN DUNWOODY								CHILDREN IN HOUSEHOLD		BUSINESS OWNERSHIP		MODE						LANGUAGE		
	TOTAL	LESS THAN 1	2 TO 3	4 TO 5	6 TO 10	11 TO 15	16 TO 20	21 YEARS AND OVER	YES	NO	YES	NO	PHONE [NET]	LAND-LINE	MOBILE	ONLINE [NET]	EMAIL	TEXT	MAIL [NET]	ENGLISH	SPANISH
			YEAR	YEARS	YEARS	YEARS	YEARS	YEARS													
Total	525 100%	26 100.0%	98 100%	54 100%	90 100%	49 100%	54 100%	153 100%	188 100.0%	316 100.0%	51 100%	474 100%	42 100%	4 100%	38 100.0%	483 100.0%	140 100%	16 100%	327 100%	512 100.0%	13 100.0%
LATINO/HISPANIC	34 6.5%	2 7.7%	10 10.2%	6 11.1%	3 3.3%	5 10.2%	4 7.4%	4 2.6%	18 9.6%	15 4.7%	2 3.9%	32 6.8%	9 21.4%	1 25.0%	8 21.1%	25 5.2%	0 6.3%	1 7.3%	24 5.5%	28 5.5%	6 46.2%
WHITE/CAUCASIAN	338 64.4%	14 53.8%	55 56.1%	35 64.8%	62 68.9%	25 51.0%	33 61.1%	114 74.5%	122 64.9%	213 67.4%	32 62.7%	306 64.6%	6 14.3%	0 15.8%	6 68.7%	332 78.6%	110 6.3%	1 67.6%	221 65.6%	336 65.6%	2 15.4%
BLACK/AFRICAN AMERICAN	63 12.0%	6 23.1%	12 12.2%	7 13.0%	14 15.6%	8 16.3%	7 13.0%	8 5.2%	18 9.6%	44 13.9%	6 11.8%	57 12.0%	25 59.5%	3 75.0%	22 57.9%	38 7.9%	8 5.7%	11 68.8%	19 5.8%	62 12.1%	1 7.7%
ASIAN/PACIFIC ISLANDER	31 5.9%	4 15.4%	9 9.2%	2 3.7%	6 6.7%	4 8.2%	4 7.4%	2 1.3%	15 8.0%	15 4.7%	4 7.8%	27 5.7%	2 4.8%	0 5.3%	2 6.0%	29 1.4%	2 12.5%	2 7.6%	25 6.1%	31 6.1%	0
MORE THAN ONE RACE	14 2.7%	0	5 5.1%	0	2 2.2%	3 6.1%	2 3.7%	2 1.3%	5 2.7%	8 2.5%	0	14 3.0%	0	0	0	14 2.9%	1 0.7%	0	13 4.0%	11 2.1%	3 23.1%
OTHER	9 1.7%	0	2 2.0%	0	0	2 4.1%	0	5 3.3%	2 1.1%	7 2.2%	0	9 1.9%	0	0	0	9 1.9%	4 2.9%	0	5 1.5%	9 1.8%	0
PREFER NOT TO ANSWER	36 6.9%	0	5 5.1%	4 7.4%	3 3.3%	2 4.1%	4 7.4%	18 11.8%	8 4.3%	14 4.4%	7 13.7%	29 6.1%	0	0	0	36 7.5%	15 10.7%	1 6.3%	20 6.1%	35 6.8%	1 7.7%



City of Dunwoody - Community Survey
March 2023

Q64. Which of the following best describes you?

Base: Total Sample

BANNER 1

	GENDER				AGE GROUP					ETHNICITY					
	TOTAL	MALE	FEMALE	OTHER	18-29	30-39	40-49	50-64	65+	LATINO	WHITE	BLACK	ASIAN	MORE THAN /ONE RACE	OTHER
Total	525	239	247	1	69	102	103	111	107	34	338	63	31	14	9
	100%	100%	100.0%	100%	100%	100%	100%	100%	100%	100.0%	100%	100%	100%	100.0%	100%
MALE	239	239	0	0	35	35	46	57	61	13	183	20	14	4	4
	45.5%	100%			50.7%	34.3%	44.7%	51.4%	57.0%	38.2%	54.1%	31.7%	45.2%	28.6%	44.4%
FEMALE	247	0	247	0	31	64	49	50	45	21	154	41	15	9	5
	47.0%		100.0%		44.9%	62.7%	47.6%	45.0%	42.1%	61.8%	45.6%	65.1%	48.4%	64.3%	55.6%
OTHER	1	0	0	1	0	0	1	0	0	0	0	1	0	0	0
	0.2%			100%			1.0%					1.6%			
PREFER NOT TO ANSWER	38	0	0	0	3	3	7	4	1	0	1	1	2	1	0
	7.2%				4.3%	2.9%	6.8%	3.6%	0.9%		0.3%	1.6%	6.5%	7.1%	



City of Dunwoody - Community Survey
March 2023

Q64. Which of the following best describes you?

Base: Total Sample

BANNER 2

	YEARS LIVED IN DUNWOODY								CHILDREN IN HOUSEHOLD		BUSINESS OWNERSHIP		MODE						LANGUAGE		
	TOTAL	LESS THAN 1 YEAR	2 TO 3 YEARS	4 TO 5 YEARS	6 TO 10 YEARS	11 TO 15 YEARS	16 TO 20 YEARS	21 AND OVER	YES	NO	YES	NO	PHONE [NET]	LAND- LINE	MOBILE	ONLINE [NET]	EMAIL	TEXT	MAIL [NET]	ENGLISH	SPANISH
Total	525 100%	26 100.0%	98 100%	54 100%	90 100%	49 100%	54 100%	153 100%	188 100.0%	316 100.0%	51 100%	474 100%	42 100%	4 100%	38 100.0%	483 100.0%	140 100%	16 100%	327 100%	512 100.0%	13 100.0%
MALE	239 45.5%	10 38.5%	40 40.8%	25 46.3%	40 44.4%	19 38.8%	28 51.9%	77 50.3%	87 46.3%	152 48.1%	26 51.0%	213 44.9%	21 50.0%	2 50.0%	19 50.0%	218 45.1%	73 52.1%	3 18.8%	142 43.4%	236 46.1%	3 23.1%
FEMALE	247 47.0%	15 57.7%	54 55.1%	25 46.3%	47 52.2%	27 55.1%	21 38.9%	57 37.3%	91 48.4%	149 47.2%	16 31.4%	231 48.7%	21 50.0%	2 50.0%	19 50.0%	226 46.8%	50 35.7%	13 81.3%	163 49.8%	238 46.5%	9 69.2%
OTHER	1 0.2%	0	0	0	0	0	0	1 0.7%	1 0.5%	0	0	1 0.2%	0	0	0	1 0.2%	1 0.7%	0	0	1 0.2%	0
PREFER NOT TO ANSWER	38 7.2%	1 3.8%	4 4.1%	4 7.4%	3 3.3%	3 6.1%	5 9.3%	18 11.8%	9 4.8%	15 4.7%	9 17.6%	29 6.1%	0	0	0	38 7.9%	16 11.4%	0	22 6.7%	37 7.2%	1 7.7%



City of Dunwoody - Community Survey
March 2023

Q65. Do you own a business in Dunwoody?

Base: Total Sample

BANNER 1

	GENDER			AGE GROUP					ETHNICITY						
	TOTAL	MALE	FEMALE	OTHER	18-29	30-39	40-49	50-64	65+	LATINO	WHITE	BLACK	ASIAN	MORE THAN /ONE RACE	OTHER
Total	525	239	247	1	69	102	103	111	107	34	338	63	31	14	9
	100%	100%	100.0%	100%	100%	100%	100%	100%	100%	100.0%	100%	100%	100%	100.0%	100%
YES	51	26	16	0	5	7	10	13	10	2	32	6	4	0	0
	9.7%	10.9%	6.5%		7.2%	6.9%	9.7%	11.7%	9.3%	5.9%	9.5%	9.5%	12.9%		
NO	474	213	231	1	64	95	93	98	97	32	306	57	27	14	9
	90.3%	89.1%	93.5%	100%	92.8%	93.1%	90.3%	88.3%	90.7%	94.1%	90.5%	90.5%	87.1%	100.0%	100%



City of Dunwoody - Community Survey
March 2023

Q65. Do you own a business in Dunwoody?

Base: Total Sample

BANNER 2

	YEARS LIVED IN DUNWOODY								CHILDREN IN HOUSEHOLD		BUSINESS OWNERSHIP		MODE						LANGUAGE		
	TOTAL	LESS THAN 1 YEAR	2 TO 3 YEARS	4 TO 5 YEARS	6 TO 10 YEARS	11 TO 15 YEARS	16 TO 20 YEARS	21 AND OVER	YES	NO	YES	NO	PHONE [NET]	LAND- LINE	MOBILE	ONLINE [NET]	EMAIL	TEXT	MAIL [NET]	ENGLISH	SPANISH
Total	525 100%	26 100.0%	98 100%	54 100%	90 100%	49 100%	54 100%	153 100%	188 100.0%	316 100.0%	51 100%	474 100%	42 100%	4 100%	38 100.0%	483 100.0%	140 100%	16 100%	327 100%	512 100.0%	13 100.0%
YES	51 9.7%	0	6 6.1%	7 13.0%	9 10.0%	4 8.2%	6 11.1%	19 12.4%	21 11.2%	26 8.2%	51 100%	0	4 9.5%	0	4 10.5%	47 9.7%	14 10.0%	0	33 10.1%	50 9.8%	1 7.7%
NO	474 90.3%	26 100.0%	92 93.9%	47 87.0%	81 90.0%	45 91.8%	48 88.9%	134 87.6%	167 88.8%	290 91.8%	0	474 100%	38 90.5%	4 100%	34 89.5%	436 90.3%	126 90.0%	16 100%	294 89.9%	462 90.2%	12 92.3%



City of Dunwoody - Community Survey
March 2023

Q66. Which age group describes you?

Base: Total Sample

BANNER 1

	GENDER				AGE GROUP					ETHNICITY					
	TOTAL	MALE	FEMALE	OTHER	18-29	30-39	40-49	50-64	65+	LATINO	WHITE	BLACK	ASIAN	MORE THAN /ONE RACE	OTHER
Total	525	239	247	1	69	102	103	111	107	34	338	63	31	14	9
	100%	100%	100.0%	100%	100%	100%	100%	100%	100%	100.0%	100%	100%	100%	100.0%	100%
18-29	69	35	31	0	69	0	0	0	0	7	44	7	6	1	1
	13.1%	14.6%	12.6%		100%					20.6%	13.0%	11.1%	19.4%	7.1%	11.1%
30-39	102	35	64	0	0	102	0	0	0	5	64	14	9	4	2
	19.4%	14.6%	25.9%			100%				14.7%	18.9%	22.2%	29.0%	28.6%	22.2%
40-49	103	46	49	1	0	0	103	0	0	9	66	10	8	3	1
	19.6%	19.2%	19.8%	100%			100%			26.5%	19.5%	15.9%	25.8%	21.4%	11.1%
50-64	111	57	50	0	0	0	0	111	0	8	59	25	6	5	4
	21.1%	23.8%	20.2%					100%		23.5%	17.5%	39.7%	19.4%	35.7%	44.4%
65+	107	61	45	0	0	0	0	0	107	4	95	6	1	0	1
	20.4%	25.5%	18.2%						100%	11.8%	28.1%	9.5%	3.2%		11.1%
PREFER NOT TO ANSWER	33	5	8	0	0	0	0	0	0	1	10	1	1	1	0
	6.3%	2.1%	3.2%							2.9%	3.0%	1.6%	3.2%	7.1%	



City of Dunwoody - Community Survey
March 2023

Q66. Which age group describes you?

Base: Total Sample

BANNER 2

	YEARS LIVED IN DUNWOODY								CHILDREN IN HOUSEHOLD		BUSINESS OWNERSHIP		MODE						LANGUAGE		
	TOTAL	LESS	2 TO	4 TO	6 TO	11 TO	16 TO	21	YES	NO	YES	NO	PHONE [NET]	LAND- LINE	MOBILE	ONLINE [NET]	EMAIL	TEXT	MAIL [NET]	ENGLISH	SPANISH
		THAN 1 YEAR	3 YEARS	5 YEARS	10 YEARS	15 YEARS	20 YEARS	AND OVER													
Total	525 100%	26 100.0%	98 100%	54 100%	90 100%	49 100%	54 100%	153 100%	188 100.0%	316 100.0%	51 100%	474 100%	42 100%	4 100%	38 100.0%	483 100.0%	140 100%	16 100%	327 100%	512 100.0%	13 100.0%
18-29	69 13.1%	17 65.4%	21 21.4%	10 18.5%	1 1.1%	1 2.0%	10 18.5%	9 5.9%	5 2.7%	63 19.9%	5 9.8%	64 13.5%	9 21.4%	0	9 23.7%	60 12.4%	1 0.7%	2 12.5%	57 17.4%	68 13.3%	1 7.7%
30-39	102 19.4%	7 26.9%	41 41.8%	21 38.9%	25 27.8%	4 8.2%	1 1.9%	3 2.0%	57 30.3%	43 13.6%	7 13.7%	95 20.0%	5 11.9%	0	5 13.2%	97 20.1%	12 8.6%	5 31.3%	80 24.5%	99 19.3%	3 23.1%
40-49	103 19.6%	0	14 14.3%	12 22.2%	37 41.1%	29 59.2%	7 13.0%	3 2.0%	87 46.3%	16 5.1%	10 19.6%	93 19.6%	9 21.4%	0	9 23.7%	94 19.5%	27 19.3%	4 25.0%	63 19.3%	101 19.7%	2 15.4%
50-64	111 21.1%	2 7.7%	10 10.2%	7 13.0%	16 17.8%	9 18.4%	24 44.4%	43 28.1%	33 17.6%	77 24.4%	13 25.5%	98 20.7%	11 26.2%	2 50.0%	9 23.7%	100 20.7%	26 18.6%	4 25.0%	70 21.4%	106 20.7%	5 38.5%
65+	107 20.4%	0	10 10.2%	3 5.6%	10 11.1%	4 8.2%	8 14.8%	72 47.1%	3 1.6%	103 32.6%	10 19.6%	97 20.5%	8 19.0%	2 50.0%	6 15.8%	99 20.5%	59 42.1%	0	40 12.2%	106 20.7%	1 7.7%
PREFER NOT TO ANSWER	33 6.3%	0	2 2.0%	1 1.9%	1 1.1%	2 4.1%	4 7.4%	23 15.0%	3 1.6%	14 4.4%	6 11.8%	27 5.7%	0	0	0	33 6.8%	15 10.7%	1 6.3%	17 5.2%	32 6.3%	1 7.7%



City of Dunwoody - Community Survey
March 2023

Q67. Do you have children under the age of 18 living in your household?

Base: Total Sample

BANNER 1

	GENDER			AGE GROUP					ETHNICITY						
	TOTAL	MALE	FEMALE	OTHER	18-29	30-39	40-49	50-64	65+	LATINO	WHITE	BLACK	ASIAN	MORE THAN /ONE RACE	OTHER
Total	525	239	247	1	69	102	103	111	107	34	338	63	31	14	9
	100%	100%	100.0%	100%	100%	100%	100%	100%	100%	100.0%	100%	100%	100%	100.0%	100%
YES	188	87	91	1	5	57	87	33	3	18	122	18	15	5	2
	35.8%	36.4%	36.8%	100%	7.2%	55.9%	84.5%	29.7%	2.8%	52.9%	36.1%	28.6%	48.4%	35.7%	22.2%
NO	316	152	149	0	63	43	16	77	103	15	213	44	15	8	7
	60.2%	63.6%	60.3%		91.3%	42.2%	15.5%	69.4%	96.3%	44.1%	63.0%	69.8%	48.4%	57.1%	77.8%
PREFER NOT TO ANSWER	21	0	7	0	1	2	0	1	1	1	3	1	1	1	0
	4.0%		2.8%		1.4%	2.0%		0.9%	0.9%	2.9%	0.9%	1.6%	3.2%	7.1%	



City of Dunwoody - Community Survey
March 2023

Q67. Do you have children under the age of 18 living in your household?

Base: Total Sample

BANNER 2

	YEARS LIVED IN DUNWOODY								CHILDREN IN HOUSEHOLD		BUSINESS OWNERSHIP		MODE						LANGUAGE		
	TOTAL	LESS	2 TO	4 TO	6 TO	11 TO	16 TO	21	YES	NO	YES	NO	PHONE [NET]	LAND- LINE	MOBILE	ONLINE [NET]	EMAIL	TEXT	MAIL [NET]	ENGLISH	SPANISH
		THAN 1 YEAR	3 YEARS	5 YEARS	10 YEARS	15 YEARS	20 YEARS	AND OVER													
Total	525 100%	26 100.0%	98 100%	54 100%	90 100%	49 100%	54 100%	153 100%	188 100.0%	316 100.0%	51 100%	474 100%	42 100%	4 100%	38 100.0%	483 100.0%	140 100%	16 100%	327 100%	512 100.0%	13 100.0%
YES	188 35.8%	4 15.4%	32 32.7%	29 53.7%	57 63.3%	34 69.4%	19 35.2%	13 8.5%	188 100.0%	0	21 41.2%	167 35.2%	15 35.7%	1 25.0%	14 36.8%	173 35.8%	34 24.3%	4 25.0%	135 41.3%	181 35.4%	7 53.8%
NO	316 60.2%	22 84.6%	63 64.3%	25 46.3%	33 36.7%	14 28.6%	32 59.3%	126 82.4%	0	316 100.0%	26 51.0%	290 61.2%	27 64.3%	3 75.0%	24 63.2%	289 59.8%	99 70.7%	11 68.8%	179 54.7%	311 60.7%	5 38.5%
PREFER NOT TO ANSWER	21 4.0%	0	3 3.1%	0	0	1 2.0%	3 5.6%	14 9.2%	0	0	4 7.8%	17 3.6%	0	0	0	21 4.3%	7 5.0%	1 6.3%	13 4.0%	20 3.9%	1 7.7%



City of Dunwoody - Community Survey
March 2023

Q68. How long have you lived in Dunwoody?

Base: Total Sample

BANNER 1

	GENDER				AGE GROUP					ETHNICITY					
	TOTAL	MALE	FEMALE	OTHER	18-29	30-39	40-49	50-64	65+	LATINO	WHITE	BLACK	ASIAN	MORE THAN /ONE RACE	OTHER
Total	525	239	247	1	69	102	103	111	107	34	338	63	31	14	9
	100%	100%	100.0%	100%	100%	100%	100%	100%	100%	100.0%	100%	100%	100%	100.0%	100%
LESS THAN 1 YEAR	26	10	15	0	17	7	0	2	0	2	14	6	4	0	0
	5.0%	4.2%	6.1%		24.6%	6.9%		1.8%		5.9%	4.1%	9.5%	12.9%		
2 TO 3 YEARS	98	40	54	0	21	41	14	10	10	10	55	12	9	5	2
	18.7%	16.7%	21.9%		30.4%	40.2%	13.6%	9.0%	9.3%	29.4%	16.3%	19.0%	29.0%	35.7%	22.2%
4 TO 5 YEARS	54	25	25	0	10	21	12	7	3	6	35	7	2	0	0
	10.3%	10.5%	10.1%		14.5%	20.6%	11.7%	6.3%	2.8%	17.6%	10.4%	11.1%	6.5%		
6 TO 10 YEARS	90	40	47	0	1	25	37	16	10	3	62	14	6	2	0
	17.1%	16.7%	19.0%		1.4%	24.5%	35.9%	14.4%	9.3%	8.8%	18.3%	22.2%	19.4%	14.3%	
11 TO 15 YEARS	49	19	27	0	1	4	29	9	4	5	25	8	4	3	2
	9.3%	7.9%	10.9%		1.4%	3.9%	28.2%	8.1%	3.7%	14.7%	7.4%	12.7%	12.9%	21.4%	22.2%
16 TO 20 YEARS	54	28	21	0	10	1	7	24	8	4	33	7	4	2	0
	10.3%	11.7%	8.5%		14.5%	1.0%	6.8%	21.6%	7.5%	11.8%	9.8%	11.1%	12.9%	14.3%	
21 YEARS AND OVER	153	77	57	1	9	3	3	43	72	4	114	8	2	2	5
	29.1%	32.2%	23.1%	100%	13.0%	2.9%	2.9%	38.7%	67.3%	11.8%	33.7%	12.7%	6.5%	14.3%	55.6%
PREFER NOT TO ANSWER	1	0	1	0	0	0	1	0	0	0	0	1	0	0	0
	0.2%		0.4%				1.0%					1.6%			



City of Dunwoody - Community Survey
March 2023

Q68. How long have you lived in Dunwoody?

Base: Total Sample

BANNER 2

	YEARS LIVED IN DUNWOODY								CHILDREN IN HOUSEHOLD		BUSINESS OWNERSHIP		MODE						LANGUAGE		
	TOTAL	LESS THAN 1 YEAR	2 TO 3 YEARS	4 TO 5 YEARS	6 TO 10 YEARS	11 TO 15 YEARS	16 TO 20 YEARS	21 AND OVER	YES	NO	YES	NO	PHONE [NET]	LAND- LINE	MOBILE	ONLINE [NET]	EMAIL	TEXT	MAIL [NET]	ENGLISH	SPANISH
Total	525 100%	26 100.0%	98 100%	54 100%	90 100%	49 100%	54 100%	153 100%	188 100.0%	316 100.0%	51 100%	474 100%	42 100%	4 100%	38 100.0%	483 100.0%	140 100%	16 100%	327 100%	512 100.0%	13 100.0%
LESS THAN 1 YEAR	26 5.0%	26 100.0%	0	0	0	0	0	0	4 2.1%	22 7.0%	0	26 5.5%	1 2.4%	0	1 2.6%	25 5.2%	4 2.9%	1 6.3%	20 6.1%	26 5.1%	0
2 TO 3 YEARS	98 18.7%	0	98 100%	0	0	0	0	0	32 17.0%	63 19.9%	6 11.8%	92 19.4%	2 4.8%	0	2 5.3%	96 19.9%	18 12.9%	3 18.8%	75 22.9%	95 18.6%	3 23.1%
4 TO 5 YEARS	54 10.3%	0	0	54 100%	0	0	0	0	29 15.4%	25 7.9%	7 13.7%	47 9.9%	9 21.4%	0	9 23.7%	45 9.3%	10 7.1%	1 6.3%	34 10.4%	51 10.0%	3 23.1%
6 TO 10 YEARS	90 17.1%	0	0	0	90 100%	0	0	0	57 30.3%	33 10.4%	9 17.6%	81 17.1%	7 16.7%	0	7 18.4%	83 17.2%	18 12.9%	5 31.3%	60 18.3%	90 17.6%	0
11 TO 15 YEARS	49 9.3%	0	0	0	0	49 100%	0	0	34 18.1%	14 4.4%	4 7.8%	45 9.5%	5 11.9%	0	5 13.2%	44 9.1%	8 5.7%	4 25.0%	32 9.8%	48 9.4%	1 7.7%
16 TO 20 YEARS	54 10.3%	0	0	0	0	0	54 100%	0	19 10.1%	32 10.1%	6 11.8%	48 10.1%	8 19.0%	2 50.0%	6 15.8%	46 9.5%	9 6.4%	1 6.3%	36 11.0%	51 10.0%	3 23.1%
21 YEARS AND OVER	153 29.1%	0	0	0	0	0	0	153 100%	13 6.9%	126 39.9%	19 37.3%	134 28.3%	9 21.4%	2 50.0%	7 18.4%	144 29.8%	73 52.1%	1 6.3%	70 21.4%	150 29.3%	3 23.1%
PREFER NOT TO ANSWER	1 0.2%	0	0	0	0	0	0	0	0	1 0.3%	0	1 0.2%	1 2.4%	0	1 2.6%	0	0	0	0	1 0.2%	0



City of Dunwoody - Community Survey
March 2023

VERSION

Base: Total Sample

BANNER 1

	GENDER				AGE GROUP					ETHNICITY					
	TOTAL	MALE	FEMALE	OTHER	18-29	30-39	40-49	50-64	65+	LATINO	WHITE	BLACK	ASIAN	MORE THAN /ONE RACE	OTHER
Total	525	239	247	1	69	102	103	111	107	34	338	63	31	14	9
	100%	100%	100.0%	100%	100%	100%	100%	100%	100%	100.0%	100%	100%	100%	100.0%	100%
PHONE [NET]	42	21	21	0	9	5	9	11	8	9	6	25	2	0	0
-----	8.0%	8.8%	8.5%		13.0%	4.9%	8.7%	9.9%	7.5%	26.5%	1.8%	39.7%	6.5%		
LANDLINE	4	2	2	0	0	0	0	2	2	1	0	3	0	0	0
	0.8%	0.8%	0.8%					1.8%	1.9%	2.9%		4.8%			
MOBILE	38	19	19	0	9	5	9	9	6	8	6	22	2	0	0
	7.2%	7.9%	7.7%		13.0%	4.9%	8.7%	8.1%	5.6%	23.5%	1.8%	34.9%	6.5%		
ONLINE [NET]	483	218	226	1	60	97	94	100	99	25	332	38	29	14	9
-----	92.0%	91.2%	91.5%	100%	87.0%	95.1%	91.3%	90.1%	92.5%	73.5%	98.2%	60.3%	93.5%	100.0%	100%
EMAIL	140	73	50	1	1	12	27	26	59	0	110	8	2	1	4
	26.7%	30.5%	20.2%	100%	1.4%	11.8%	26.2%	23.4%	55.1%		32.5%	12.7%	6.5%	7.1%	44.4%
TEXT	16	3	13	0	2	5	4	4	0	1	1	11	2	0	0
	3.0%	1.3%	5.3%		2.9%	4.9%	3.9%	3.6%		2.9%	0.3%	17.5%	6.5%		
MAIL [NET]	327	142	163	0	57	80	63	70	40	24	221	19	25	13	5
-----	62.3%	59.4%	66.0%		82.6%	78.4%	61.2%	63.1%	37.4%	70.6%	65.4%	30.2%	80.6%	92.9%	55.6%



City of Dunwoody - Community Survey
March 2023

VERSION

Base: Total Sample

BANNER 2

	YEARS LIVED IN DUNWOODY								CHILDREN IN HOUSEHOLD		BUSINESS OWNERSHIP		MODE						LANGUAGE		
	TOTAL	LESS	2 TO	4 TO	6 TO	11 TO	16 TO	21	YES	NO	YES	NO	PHONE [NET]	LAND- LINE	MOBILE	ONLINE [NET]	EMAIL	TEXT	MAIL [NET]	ENGLISH	SPANISH
		THAN 1 YEAR	3 YEARS	5 YEARS	10 YEARS	15 YEARS	20 YEARS	AND OVER													
Total	525	26	98	54	90	49	54	153	188	316	51	474	42	4	38	483	140	16	327	512	13
	100%	100.0%	100%	100%	100%	100%	100%	100%	100.0%	100.0%	100%	100%	100%	100%	100.0%	100.0%	100%	100%	100%	100.0%	100.0%
PHONE [NET]	42	1	2	9	7	5	8	9	15	27	4	38	42	4	38	0	0	0	0	39	3
-----	8.0%	3.8%	2.0%	16.7%	7.8%	10.2%	14.8%	5.9%	8.0%	8.5%	7.8%	8.0%	100%	100%	100.0%					7.6%	23.1%
LANDLINE	4	0	0	0	0	0	2	2	1	3	0	4	4	4	0	0	0	0	0	4	0
	0.8%						3.7%	1.3%	0.5%	0.9%	0.8%	9.5%	100%							0.8%	
MOBILE	38	1	2	9	7	5	6	7	14	24	4	34	38	0	38	0	0	0	0	35	3
	7.2%	3.8%	2.0%	16.7%	7.8%	10.2%	11.1%	4.6%	7.4%	7.6%	7.8%	7.2%	90.5%		100.0%					6.8%	23.1%
ONLINE [NET]	483	25	96	45	83	44	46	144	173	289	47	436	0	0	0	483	140	16	327	473	10
-----	92.0%	96.2%	98.0%	83.3%	92.2%	89.8%	85.2%	94.1%	92.0%	91.5%	92.2%	92.0%				100.0%	100%	100%	100%	92.4%	76.9%
EMAIL	140	4	18	10	18	8	9	73	34	99	14	126	0	0	0	140	140	0	0	140	0
	26.7%	15.4%	18.4%	18.5%	20.0%	16.3%	16.7%	47.7%	18.1%	31.3%	27.5%	26.6%				29.0%	100%			27.3%	
TEXT	16	1	3	1	5	4	1	1	4	11	0	16	0	0	0	16	0	16	0	16	0
	3.0%	3.8%	3.1%	1.9%	5.6%	8.2%	1.9%	0.7%	2.1%	3.5%		3.4%			3.3%		100%			3.1%	
MAIL [NET]	327	20	75	34	60	32	36	70	135	179	33	294	0	0	0	327	0	0	327	317	10
-----	62.3%	76.9%	76.5%	63.0%	66.7%	65.3%	66.7%	45.8%	71.8%	56.6%	64.7%	62.0%				67.7%			100%	61.9%	76.9%



City of Dunwoody - Community Survey
March 2023

LANGUAGE

Base: Total Sample

BANNER 1

	GENDER				AGE GROUP					ETHNICITY					
	TOTAL	MALE	FEMALE	OTHER	18-29	30-39	40-49	50-64	65+	LATINO	WHITE	BLACK	ASIAN	MORE THAN /ONE RACE	OTHER
Total	525	239	247	1	69	102	103	111	107	34	338	63	31	14	9
	100%	100%	100.0%	100%	100%	100%	100%	100%	100%	100.0%	100%	100%	100%	100.0%	100%
ENGLISH	512	236	238	1	68	99	101	106	106	28	336	62	31	11	9
	97.5%	98.7%	96.4%	100%	98.6%	97.1%	98.1%	95.5%	99.1%	82.4%	99.4%	98.4%	100%	78.6%	100%
SPANISH	13	3	9	0	1	3	2	5	1	6	2	1	0	3	0
	2.5%	1.3%	3.6%		1.4%	2.9%	1.9%	4.5%	0.9%	17.6%	0.6%	1.6%		21.4%	



City of Dunwoody - Community Survey
March 2023

LANGUAGE

Base: Total Sample

BANNER 2

	YEARS LIVED IN DUNWOODY								CHILDREN IN HOUSEHOLD		BUSINESS OWNERSHIP		MODE						LANGUAGE		
	TOTAL	LESS THAN 1 YEAR	2 TO 3 YEARS	4 TO 5 YEARS	6 TO 10 YEARS	11 TO 15 YEARS	16 TO 20 YEARS	21 YEARS AND OVER	YES	NO	YES	NO	PHONE [NET]	LAND-LINE	MOBILE	ONLINE [NET]	EMAIL	TEXT	MAIL [NET]	ENGLISH	SPANISH
Total	525 100%	26 100.0%	98 100%	54 100%	90 100%	49 100%	54 100%	153 100%	188 100.0%	316 100.0%	51 100%	474 100%	42 100%	4 100%	38 100.0%	483 100.0%	140 100%	16 100%	327 100%	512 100.0%	13 100.0%
ENGLISH	512 97.5%	26 100.0%	95 96.9%	51 94.4%	90 100%	48 98.0%	51 94.4%	150 98.0%	181 96.3%	311 98.4%	50 98.0%	462 97.5%	39 92.9%	4 100%	35 92.1%	473 97.9%	140 100%	16 100%	317 96.9%	512 100.0%	0
SPANISH	13 2.5%	0	3 3.1%	3 5.6%	0	1 2.0%	3 5.6%	3 2.0%	7 3.7%	5 1.6%	1 2.0%	12 2.5%	3 7.1%	0	3 7.9%	10 2.1%	0	0	10 3.1%	0	13 100.0%



VERBATIM RESPONSES

QUESTION 2

City of Dunwoody – Community Survey

Verbatim Responses: Question 2

Female, 18-29, White/Caucasian, Years of residency: 16 to 20 years, Children in home: No, Own a business in Dunwoody: No

Question: What is the most important issue facing Dunwoody today?

Answer: *Traffic*

Female, 30-39, Black/African American, Years of residency: 4 to 5 years, Children in home: No, Own a business in Dunwoody: No

Question: What is the most important issue facing Dunwoody today?

Answer: *Supporting local small businesses by reducing regulation.*

Male, 18-29, Prefer not to answer, Years of residency: 21 years and over, Children in home: No, Own a business in Dunwoody: No

Question: What is the most important issue facing Dunwoody today?

Answer: *Over population and crime*

Male, 30-39, Asian/Pacific Islander, Years of residency: 6 to 10 years, Children in home: Yes, Own a business in Dunwoody: No

Question: What is the most important issue facing Dunwoody today?

Answer: *Bad public schools with low ratings*

Female, 65+, Latino/Hispanic, Years of residency: 16 to 20 years, Children in home: No, Own a business in Dunwoody: No

Question: What is the most important issue facing Dunwoody today?

Answer: *It is traffic. What we are concerned about is what they are going to do in Dunwoody Village. Across the street, there are stores, and we have no any ideas about what they are going to do about it.*

Male, 30-39, Asian/Pacific Islander, Years of residency: Less than 1 year, Children in home: No, Own a business in Dunwoody: No

Question: What is the most important issue facing Dunwoody today?

Answer: *I don't have anything specific.*

Female, 30-39, Black/African American, Years of residency: 2 to 3 years, Children in home: Yes, Own a business in Dunwoody: No

Question: What is the most important issue facing Dunwoody today?

Answer: *I'm not sure*

Male, 40-49, Black/African American, Years of residency: 11 to 15 years, Children in home: Yes, Own a business in Dunwoody: No

Question: What is the most important issue facing Dunwoody today?

Answer: *Public School System*

Female, 40-49, Asian/Pacific Islander, Years of residency: 11 to 15 years, Children in home: Yes, Own a business in Dunwoody: No

Question: What is the most important issue facing Dunwoody today?

Answer: *Traffic and congestion \ Not having a city center \ Too many urgent cares everywhere*

Female, 30-39, Black/African American, Years of residency: 2 to 3 years, Children in home: No, Own a business in Dunwoody: No

Question: What is the most important issue facing Dunwoody today?

Answer: *Traffic and affordable housing*

Female, 40-49, Black/African American, Years of residency: 6 to 10 years, Children in home: Yes, Own a business in Dunwoody: No

Question: What is the most important issue facing Dunwoody today?

Answer: *It would be affordable housing. There are shortages.*

Female, 50-64, Black/African American, Years of residency: 16 to 20 years, Children in home: No, Own a business in Dunwoody: No

Question: What is the most important issue facing Dunwoody today?

Answer: *They should be ensuring our safety in our community.*

Female, 40-49, Black/African American, Years of residency: 6 to 10 years, Children in home: No, Own a business in Dunwoody: No

Question: What is the most important issue facing Dunwoody today?

Answer: *Streets have pot holds more shop on Savoy Dr, where the abandoned space between the bowling alley and Wendy's.*

Male, 65+, Black/African American, Years of residency: 21 years and over, Children in home: No, Own a business in Dunwoody: Yes

Question: What is the most important issue facing Dunwoody today?

Answer: *Safety comes to mind. There should be traffic, physical and school safety.*

Female, 40-49, Black/African American, Years of residency: 6 to 10 years, Children in home: Yes, Own a business in Dunwoody: No

Question: What is the most important issue facing Dunwoody today?

Answer: *There are potholes in the streets. Traffic is the big one.*

Female, 50-64, Latino/Hispanic, Years of residency: 21 years and over, Children in home: No, Own a business in Dunwoody: Yes

Question: What is the most important issue facing Dunwoody today?

Answer: *There could be fun things to do.*

Female, 30-39, Black/African American, Years of residency: 4 to 5 years, Children in home: Yes, Own a business in Dunwoody: No

Question: What is the most important issue facing Dunwoody today?

Answer: *Crime comes to mind.*

Male, 50-64, Black/African American, Years of residency: 21 years and over, Children in home: Yes, Own a business in Dunwoody: No

Question: What is the most important issue facing Dunwoody today?

Answer: *Maybe they are some of the crimes.*

Female, 40-49, Black/African American, Years of residency: 6 to 10 years, Children in home: Yes, Own a business in Dunwoody: No



Question: What is the most important issue facing Dunwoody today?

Answer: *Crime is the most important issue.*

Female, 50-64, Black/African American, Years of residency: 11 to 15 years, Children in home: Yes, Own a business in Dunwoody: No

Question: What is the most important issue facing Dunwoody today?

Answer: *They are the traffic and bus line for college.*

Male, 18-29, White/Caucasian, Years of residency: 16 to 20 years, Children in home: No, Own a business in Dunwoody: No

Question: What is the most important issue facing Dunwoody today?

Answer: *They are the traffic and homelessness.*

Male, 65+, Black/African American, Years of residency: 21 years and over, Children in home: No, Own a business in Dunwoody: No

Question: What is the most important issue facing Dunwoody today?

Answer: *It is hard for to me to say.*

Male, 50-64, Black/African American, Years of residency: 16 to 20 years, Children in home: No, Own a business in Dunwoody: No

Question: What is the most important issue facing Dunwoody today?

Answer: *It would be the economics.*

Male, 65+, Black/African American, Years of residency: 16 to 20 years, Children in home: No, Own a business in Dunwoody: No

Question: What is the most important issue facing Dunwoody today?

Answer: *They are the housing rentals.*

Male, 40-49, Asian/Pacific Islander, Years of residency: 6 to 10 years, Children in home: Yes, Own a business in Dunwoody: No

Question: What is the most important issue facing Dunwoody today?

Answer: *It is the traffic congestion when commuting to work.*

Female, 65+, Black/African American, Years of residency: 21 years and over, Children in home: No, Own a business in Dunwoody: No

Question: What is the most important issue facing Dunwoody today?

Answer: *That is expanding the recreational and artistic structures for the citizens.*

Female, 30-39, Black/African American, Years of residency: 6 to 10 years, Children in home: Yes, Own a business in Dunwoody: No

Question: What is the most important issue facing Dunwoody today?

Answer: *It is okay.*

Female, 50-64, Black/African American, Years of residency: 4 to 5 years, Children in home: No, Own a business in Dunwoody: No

Question: What is the most important issue facing Dunwoody today?

Answer: *It is road maintenance.*

Female, 40-49, Black/African American, Years of residency: Prefer not to answer, Children in home: No, Own a business in Dunwoody: No

Question: What is the most important issue facing Dunwoody today?

Answer: *That is crime.*

Male, 18-29, White/Caucasian, Years of residency: 11 to 15 years, Children in home: No, Own a business in Dunwoody: No

Question: What is the most important issue facing Dunwoody today?

Answer: *There is no basketball court for the people. The businesses are closing very early compared to the other towns, like restaurants and night places.*

Male, 40-49, Latino/Hispanic, Years of residency: 2 to 3 years, Children in home: Yes, Own a business in Dunwoody: No

Question: What is the most important issue facing Dunwoody today?

Answer: *I don't know.*

Male, 50-64, Latino/Hispanic, Years of residency: 4 to 5 years, Children in home: Yes, Own a business in Dunwoody: No

Question: What is the most important issue facing Dunwoody today?

Answer: *It is the high prices of real estate.*

Male, 40-49, Black/African American, Years of residency: 6 to 10 years, Children in home: Yes, Own a business in Dunwoody: No

Question: What is the most important issue facing Dunwoody today?

Answer: *It is housing. I think that the amount of multi-family housing is detrimental.*

Male, 18-29, White/Caucasian, Years of residency: 4 to 5 years, Children in home: No, Own a business in Dunwoody: No

Question: What is the most important issue facing Dunwoody today?

Answer: *I would say infrastructure. There are a lot of parts here needing that based on the population density of the area.*

Female, 50-64, Latino/Hispanic, Years of residency: 21 years and over, Children in home: No, Own a business in Dunwoody: No

Question: What is the most important issue facing Dunwoody today?

Answer: *They are homelessness and crime.*

Male, 18-29, Black/African American, Years of residency: 6 to 10 years, Children in home: No, Own a business in Dunwoody: No

Question: What is the most important issue facing Dunwoody today?

Answer: *It is the traffic.*

Female, 50-64, Black/African American, Years of residency: 6 to 10 years, Children in home: No, Own a business in Dunwoody: No

Question: What is the most important issue facing Dunwoody today?

Answer: *Unknown*

Female, 50-64, Black/African American, Years of residency: 21 years and over, Children in home: No, Own a business in Dunwoody: No

Question: What is the most important issue facing Dunwoody today?

Answer: *Some parts of Dunwoody don't have a septic system. The power lines need to be below the ground.*

Male, 65+, Black/African American, Years of residency: 16 to 20 years, Children in home: No, Own a business in Dunwoody: No

Question: What is the most important issue facing Dunwoody today?

Answer: *I have no specific issue.*

Female, 50-64, Latino/Hispanic, Years of residency: 2 to 3 years, Children in home: No, Own a business in Dunwoody: No

Question: What is the most important issue facing Dunwoody today?

Answer: *Parking! Those kids park wherever they want and the Dunwoody police dont do anything*

Female, 50-64, Black/African American, Years of residency: 6 to 10 years, Children in home: No, Own a business in Dunwoody: No

Question: What is the most important issue facing Dunwoody today?

Answer: *Recent crime . Uncontrollable rent increases*

Female, 40-49, Black/African American, Years of residency: 11 to 15 years, Children in home: No, Own a business in Dunwoody: No

Question: What is the most important issue facing Dunwoody today?

Answer: *Housing purchase prices and apartment rental prices are making it impossible to reside here with no relief in sight. When I first moved to Dunwoody in 2008 it was still affordable.*

Female, 50-64, Black/African American, Years of residency: Less than 1 year, Children in home: No, Own a business in Dunwoody: No

Question: What is the most important issue facing Dunwoody today?

Answer: *Traffic*

Female, 40-49, Black/African American, Years of residency: 11 to 15 years, Children in home: Yes, Own a business in Dunwoody: No

Question: What is the most important issue facing Dunwoody today?

Answer: *Crime & safety*

Female, Prefer not to answer, Black/African American, Years of residency: 11 to 15 years, Children in home: Prefer not to answer, Own a business in Dunwoody: No

Question: What is the most important issue facing Dunwoody today?

Answer: *Sidewalks crime affordable homes to purchase for the average person*

Male, 30-39, Black/African American, Years of residency: 6 to 10 years, Children in home: No, Own a business in Dunwoody: No

Question: What is the most important issue facing Dunwoody today?

Answer: *We now have renovated units which are nice. however they are not insulated well I'm in a bottom unit and can hear every move. My neighbor makes. Also, the community is supposed to be gated, but they don't work.*

Female, 18-29, Black/African American, Years of residency: 4 to 5 years, Children in home: No, Own a business in Dunwoody: Yes

Question: What is the most important issue facing Dunwoody today?

Answer: *It would be the higher rental prices. I feel like it is a little unreasonable. It is more expensive.*

Female, 65+, Black/African American, Years of residency: 16 to 20 years, Children in home: No, Own a business in Dunwoody: No

Question: What is the most important issue facing Dunwoody today?

Answer: *It is the past project that they tried to push through, which people don't want.*

Female, 50-64, Black/African American, Years of residency: 11 to 15 years, Children in home: Yes, Own a business in Dunwoody: Yes

Question: What is the most important issue facing Dunwoody today?

Answer: *The home taxes continues to climb. I don't really have complains.*

Male, 18-29, White/Caucasian, Years of residency: 4 to 5 years, Children in home: No, Own a business in Dunwoody: No

Question: What is the most important issue facing Dunwoody today?

Answer: *We need more efficient traffic signals and wider roads.*

Male, 50-64, Black/African American, Years of residency: 11 to 15 years, Children in home: No, Own a business in Dunwoody: No

Question: What is the most important issue facing Dunwoody today?

Answer: *It is economics.*

Female, 65+, Latino/Hispanic, Years of residency: 16 to 20 years, Children in home: No, Own a business in Dunwoody: No

Question: What is the most important issue facing Dunwoody today?

Answer: *I don't know. It is crime.*

Male, 18-29, Latino/Hispanic, Years of residency: 2 to 3 years, Children in home: No, Own a business in Dunwoody: No

Question: What is the most important issue facing Dunwoody today?

Answer: *It would be the rent increase and inflation. The prices are going high.*

Male, 18-29, White/Caucasian, Years of residency: 21 years and over, Children in home: No, Own a business in Dunwoody: No

Question: What is the most important issue facing Dunwoody today?

Answer: *That would be traffic. During rush hour,, there is a build up of traffic.*

Female, 40-49, Latino/Hispanic, Years of residency: 4 to 5 years, Children in home: Yes, Own a business in Dunwoody: No

Question: What is the most important issue facing Dunwoody today?

Answer: *It is safety. We see a lot of homeless people wandering around. We see a lot of breakins.*

Female, 30-39, Latino/Hispanic, Years of residency: 4 to 5 years, Children in home: Yes, Own a business in Dunwoody: No

Question: What is the most important issue facing Dunwoody today?

Answer: *I don't know.*

Male, 30-39, Black/African American, Years of residency: 4 to 5 years, Children in home: No, Own a business in Dunwoody: No

Question: What is the most important issue facing Dunwoody today?

Answer: *I'm not sure. It is maybe traffic.*

Female, 18-29, White/Caucasian, Years of residency: 21 years and over, Children in home: No, Own a business in Dunwoody: No

Question: What is the most important issue facing Dunwoody today?

Answer: *There are a lot of hyper White supremacist and racist types of people living in Dunwoody. There is a lot of dandification in the lower areas. There is too much focus on wealth.*

Female, 40-49, White/Caucasian, Years of residency: 6 to 10 years, Children in home: Yes, Own a business in Dunwoody: No

Question: What is the most important issue facing Dunwoody today?

Answer: *Over development. Too much construction. Lots of unnecessary traffic*

Prefer not to answer, 30-39, Prefer not to answer, Years of residency: 21 years and over, Children in home: No, Own a business in Dunwoody: No

Question: What is the most important issue facing Dunwoody today?

Answer: *That the Dunwoody Village is preserved (and surrounding forests) with its colonial style buildings as well as the Farm House. The area must not be built up too much. TREES must be preserved and deer and other wildlife must have free reign to roam.*

Female, 30-39, White/Caucasian, Years of residency: 2 to 3 years, Children in home: Yes, Own a business in Dunwoody: No

Question: What is the most important issue facing Dunwoody today?

Answer: *Traffic and safety issues at Perimeter Mall*

Female, 40-49, White/Caucasian, Years of residency: 6 to 10 years, Children in home: Yes, Own a business in Dunwoody: No

Question: What is the most important issue facing Dunwoody today?

Answer: *Balancing development close to the mall against needs for people living in the north of dunwoody*

Prefer not to answer, 40-49, Prefer not to answer, Years of residency: 11 to 15 years, Children in home: Yes, Own a business in Dunwoody: No

Question: What is the most important issue facing Dunwoody today?

Answer: *Traffic*

Male, 50-64, Black/African American, Years of residency: 21 years and over, Children in home: No, Own a business in Dunwoody: No



Question: What is the most important issue facing Dunwoody today?

Answer: *Although plans are on the table for improvements, Issues I see are slow Traffic during rush hours, the need for more and wider Sidewalks for increased pedestrian and bicycle safety, and Roads that need resurfacing and/or need turning lanes.*

Female, 65+, White/Caucasian, Years of residency: 6 to 10 years, Children in home: No, Own a business in Dunwoody: No

Question: What is the most important issue facing Dunwoody today?

Answer: *Traffic*

Female, 50-64, White/Caucasian, Years of residency: 21 years and over, Children in home: No, Own a business in Dunwoody: No

Question: What is the most important issue facing Dunwoody today?

Answer: *Too many banks and urgent cares. Lack of good chef driven restaurants. Stagnant feel to the area*

Female, 65+, White/Caucasian, Years of residency: 21 years and over, Children in home: No, Own a business in Dunwoody: No

Question: What is the most important issue facing Dunwoody today?

Answer: *Traffic*

Female, 50-64, White/Caucasian, Years of residency: 16 to 20 years, Children in home: Yes, Own a business in Dunwoody: No

Question: What is the most important issue facing Dunwoody today?

Answer: *Development of dunwoody village and safety and security*

Female, 30-39, White/Caucasian, Years of residency: 4 to 5 years, Children in home: Yes, Own a business in Dunwoody: No

Question: What is the most important issue facing Dunwoody today?

Answer: *Safety, schools, property taxes*

Male, 65+, White/Caucasian, Years of residency: 21 years and over, Children in home: No, Own a business in Dunwoody: No

Question: What is the most important issue facing Dunwoody today?



Answer: *Traffic/roads/crime*

Male, 30-39, Asian/Pacific Islander, Years of residency: 2 to 3 years, Children in home: No, Own a business in Dunwoody: No

Question: What is the most important issue facing Dunwoody today?

Answer: *Traffic related construction*

Female, 65+, White/Caucasian, Years of residency: 21 years and over, Children in home: No, Own a business in Dunwoody: No

Question: What is the most important issue facing Dunwoody today?

Answer: *Maintaining our quality of life.*

Female, 50-64, White/Caucasian, Years of residency: 21 years and over, Children in home: No, Own a business in Dunwoody: No

Question: What is the most important issue facing Dunwoody today?

Answer: *Heavy liberal area*

Female, 40-49, White/Caucasian, Years of residency: 2 to 3 years, Children in home: Yes, Own a business in Dunwoody: No

Question: What is the most important issue facing Dunwoody today?

Answer: *Crime & traffic*

Female, 50-64, White/Caucasian, Years of residency: 21 years and over, Children in home: No, Own a business in Dunwoody: No

Question: What is the most important issue facing Dunwoody today?

Answer: *traffic*

Female, 65+, White/Caucasian, Years of residency: 21 years and over, Children in home: No, Own a business in Dunwoody: No

Question: What is the most important issue facing Dunwoody today?

Answer: *Increased traffic*

Female, 65+, White/Caucasian, Years of residency: 6 to 10 years, Children in home: No, Own a business in Dunwoody: No

Question: What is the most important issue facing Dunwoody today?

Answer: *Traffic congestion*

Male, 50-64, White/Caucasian, Years of residency: 21 years and over, Children in home: Yes, Own a business in Dunwoody: No

Question: What is the most important issue facing Dunwoody today?

Answer: *Rising crime and need for more police*

Female, 30-39, White/Caucasian, Years of residency: 6 to 10 years, Children in home: Yes, Own a business in Dunwoody: No

Question: What is the most important issue facing Dunwoody today?

Answer: *Traffic congestion, vacant retail locations, overcrowding (townhomes, apartments, lots being repurposed to have multiple homes on it)*

Prefer not to answer, Prefer not to answer, Prefer not to answer, Years of residency: 21 years and over, Children in home: No, Own a business in Dunwoody: No

Question: What is the most important issue facing Dunwoody today?

Answer: *Security*

Female, 50-64, White/Caucasian, Years of residency: 21 years and over, Children in home: No, Own a business in Dunwoody: No

Question: What is the most important issue facing Dunwoody today?

Answer: *Walkability! We have narrow sidewalks.*

Female, 65+, White/Caucasian, Years of residency: 21 years and over, Children in home: No, Own a business in Dunwoody: No

Question: What is the most important issue facing Dunwoody today?

Answer: *Roads-potholes Finishing the parks they start Not starting the trail through a neighborhood or right outside a neighborhood!!! Put the money on things that matter to most all of the people*

Male, 40-49, White/Caucasian, Years of residency: 11 to 15 years, Children in home: Yes, Own a business in Dunwoody: No

Question: What is the most important issue facing Dunwoody today?

Answer: *Crime at perimeter mall, police presence / visibility, pedestrian/ bicycle safety, parks. In that order.*

Female, 40-49, White/Caucasian, Years of residency: 11 to 15 years, Children in home: Yes, Own a business in Dunwoody: No

Question: What is the most important issue facing Dunwoody today?

Answer: *Making it a thriving community that remains desirable for new families while balancing the needs of older residents*

Male, 40-49, White/Caucasian, Years of residency: 6 to 10 years, Children in home: Yes, Own a business in Dunwoody: No

Question: What is the most important issue facing Dunwoody today?

Answer: *Development of a city center with retail, restaurant, entertainment and other space. A walkable place for all of Dunwoody to gather.*

Male, 50-64, White/Caucasian, Years of residency: 21 years and over, Children in home: No, Own a business in Dunwoody: Yes

Question: What is the most important issue facing Dunwoody today?

Answer: *Creation of city center in Dunwoody Village*

Male, 65+, White/Caucasian, Years of residency: 21 years and over, Children in home: No, Own a business in Dunwoody: No

Question: What is the most important issue facing Dunwoody today?

Answer: *Does not have issue.*

Female, 50-64, White/Caucasian, Years of residency: 21 years and over, Children in home: No, Own a business in Dunwoody: No

Question: What is the most important issue facing Dunwoody today?

Answer: *Too much apartment development, too much traffic, not enough urban planning.*

Female, 50-64, White/Caucasian, Years of residency: 16 to 20 years, Children in home: No, Own a business in Dunwoody: No

Question: What is the most important issue facing Dunwoody today?

Answer: *Dekalb County Schools Traffic*

Male, 18-29, White/Caucasian, Years of residency: 2 to 3 years, Children in home: No, Own a business in Dunwoody: No

Question: What is the most important issue facing Dunwoody today?

Answer: *Over population. The roads in Dunwoody can't handle anymore people, nor should they. I'd like to see no further apartment complexes added.*

Male, 18-29, White/Caucasian, Years of residency: Less than 1 year, Children in home: No, Own a business in Dunwoody: No

Question: What is the most important issue facing Dunwoody today?

Answer: *Traffic, road work, and congestion*

Female, 50-64, White/Caucasian, Years of residency: 16 to 20 years, Children in home: No, Own a business in Dunwoody: No

Question: What is the most important issue facing Dunwoody today?

Answer: *Traffic congestion*

Female, 30-39, White/Caucasian, Years of residency: 21 years and over, Children in home: Yes, Own a business in Dunwoody: No

Question: What is the most important issue facing Dunwoody today?

Answer: *Educational resources, particularly middle and high school*

Prefer not to answer, Prefer not to answer, Prefer not to answer, Years of residency: 21 years and over, Children in home: Prefer not to answer, Own a business in Dunwoody: No

Question: What is the most important issue facing Dunwoody today?

Answer: *Traffic and High School's poor reputation. Zoning is pathetic. They approve anything to be built anywhere. For example the medical building built right up the the curb at Chamblee Dunwoody Rd and Mount Vernon Rd.*

Male, 65+, White/Caucasian, Years of residency: 2 to 3 years, Children in home: No, Own a business in Dunwoody: No

Question: What is the most important issue facing Dunwoody today?

Answer: *Traffic*

Male, 30-39, White/Caucasian, Years of residency: 11 to 15 years, Children in home: No, Own a business in Dunwoody: No

Question: What is the most important issue facing Dunwoody today?

Answer: *Traffic impact of new apartments off 141 and 285. Cyclists riding in lanes of traffic. Honestly, it is pretty perfect.*

Female, 50-64, White/Caucasian, Years of residency: 16 to 20 years, Children in home: Yes, Own a business in Dunwoody: No

Question: What is the most important issue facing Dunwoody today?

Answer: *Crowded Dunwoody High School*

Male, 65+, White/Caucasian, Years of residency: 2 to 3 years, Children in home: Yes, Own a business in Dunwoody: No

Question: What is the most important issue facing Dunwoody today?

Answer: *Traffic*

Male, 50-64, White/Caucasian, Years of residency: 4 to 5 years, Children in home: No, Own a business in Dunwoody: No

Question: What is the most important issue facing Dunwoody today?

Answer: *Keeping the current culture and feel versus overdeveloping*

Male, 30-39, Asian/Pacific Islander, Years of residency: 2 to 3 years, Children in home: Yes, Own a business in Dunwoody: No

Question: What is the most important issue facing Dunwoody today?

Answer: *Crime*

Male, 30-39, White/Caucasian, Years of residency: 6 to 10 years, Children in home: Yes, Own a business in Dunwoody: No

Question: What is the most important issue facing Dunwoody today?

Answer: *Figuring out how to grow as a city in the changing demographics*

Female, 40-49, White/Caucasian, Years of residency: 4 to 5 years, Children in home: Yes, Own a business in Dunwoody: No

Question: What is the most important issue facing Dunwoody today?

Answer: *Walkability*

Female, 65+, White/Caucasian, Years of residency: 21 years and over, Children in home: No, Own a business in Dunwoody: Yes

Question: What is the most important issue facing Dunwoody today?

Answer: *Property taxes, traffic & schools - it's a tie*

Male, Prefer not to answer, White/Caucasian, Years of residency: 16 to 20 years, Children in home: No, Own a business in Dunwoody: No

Question: What is the most important issue facing Dunwoody today?

Answer: *Building limit 35% of land is to little*

Female, 50-64, White/Caucasian, Years of residency: 21 years and over, Children in home: No, Own a business in Dunwoody: Yes

Question: What is the most important issue facing Dunwoody today?

Answer: *Horrible Traffic*

Male, 50-64, White/Caucasian, Years of residency: 16 to 20 years, Children in home: No, Own a business in Dunwoody: No

Question: What is the most important issue facing Dunwoody today?

Answer: *Staying true to its roots and not trying to become something that will harm the community long term, keeping crime under control and a positive police presence and supporting our officers.*

Female, 50-64, White/Caucasian, Years of residency: 2 to 3 years, Children in home: No, Own a business in Dunwoody: No

Question: What is the most important issue facing Dunwoody today?

Answer: *Crime*

Female, 18-29, White/Caucasian, Years of residency: 4 to 5 years, Children in home: No, Own a business in Dunwoody: No

Question: What is the most important issue facing Dunwoody today?

Answer: *Traffic lights timing: poor design leads to inefficiencies that cause delays, traffic build ups, dead zones where all 4 intersection directions are at a stand still. *Directly influences running yellow/red lights**

Male, 50-64, White/Caucasian, Years of residency: 16 to 20 years, Children in home: No, Own a business in Dunwoody: No

Question: What is the most important issue facing Dunwoody today?

Answer: *That it continues to be a great place to live. A safe, well kept, social and caring community.*

Female, 50-64, White/Caucasian, Years of residency: 21 years and over, Children in home: Yes, Own a business in Dunwoody: No

Question: What is the most important issue facing Dunwoody today?

Answer: *Overcrowded, underfunded schools*

Male, 50-64, White/Caucasian, Years of residency: 21 years and over, Children in home: No, Own a business in Dunwoody: No

Question: What is the most important issue facing Dunwoody today?

Answer: *Walkability and social options (see Roswell and reformulated downtown Alpharetta)*

Female, 30-39, White/Caucasian, Years of residency: 6 to 10 years, Children in home: Yes, Own a business in Dunwoody: No

Question: What is the most important issue facing Dunwoody today?

Answer: *Overcrowded school classrooms (24 children per kindergarten class with no para!)*

Male, 65+, White/Caucasian, Years of residency: 21 years and over, Children in home: No, Own a business in Dunwoody: No

Question: What is the most important issue facing Dunwoody today?

Answer: *Traffic*

Male, 65+, White/Caucasian, Years of residency: 2 to 3 years, Children in home: No, Own a business in Dunwoody: No



Question: What is the most important issue facing Dunwoody today?

Answer: *Keeping the unique Williamsburg feel while expanding.*

Male, 18-29, White/Caucasian, Years of residency: 21 years and over, Children in home: No, Own a business in Dunwoody: Yes

Question: What is the most important issue facing Dunwoody today?

Answer: *Crime coming from Buckhead spilling into our backyards. DPD needs to get it under control!*

Male, 65+, White/Caucasian, Years of residency: 4 to 5 years, Children in home: No, Own a business in Dunwoody: No

Question: What is the most important issue facing Dunwoody today?

Answer: *Traffic*

Prefer not to answer, Prefer not to answer, Prefer not to answer, Years of residency: 21 years and over, Children in home: Prefer not to answer, Own a business in Dunwoody: No

Question: What is the most important issue facing Dunwoody today?

Answer: *Crime*

Male, 30-39, White/Caucasian, Years of residency: 4 to 5 years, Children in home: Yes, Own a business in Dunwoody: No

Question: What is the most important issue facing Dunwoody today?

Answer: *Global warming. It has put every living thing on Earth in danger and not enough is being done. Also people speed around our small neighborhoods, but let's stop the pollution and climate change first.*

Male, 50-64, White/Caucasian, Years of residency: 21 years and over, Children in home: No, Own a business in Dunwoody: No

Question: What is the most important issue facing Dunwoody today?

Answer: *Mobility*

Male, 40-49, Asian/Pacific Islander, Years of residency: 2 to 3 years, Children in home: Yes, Own a business in Dunwoody: No

Question: What is the most important issue facing Dunwoody today?

Answer: *Education*



Female, 30-39, Latino/Hispanic, Years of residency: 16 to 20 years, Children in home: Yes, Own a business in Dunwoody: No

Question: What is the most important issue facing Dunwoody today?

Answer: *No lose*

Female, 40-49, White/Caucasian, Years of residency: 11 to 15 years, Children in home: Yes, Own a business in Dunwoody: No

Question: What is the most important issue facing Dunwoody today?

Answer: *Walking and bike trails, dunwoody village*

Female, 40-49, White/Caucasian, Years of residency: 2 to 3 years, Children in home: Yes, Own a business in Dunwoody: Yes

Question: What is the most important issue facing Dunwoody today?

Answer: *Modernizing the commercial artery (Village) to appeal to families and individuals and increasing the property value through parks and schools.*

Male, 18-29, Latino/Hispanic, Years of residency: 2 to 3 years, Children in home: Yes, Own a business in Dunwoody: No

Question: What is the most important issue facing Dunwoody today?

Answer: *Storm drain issues*

Female, 50-64, White/Caucasian, Years of residency: 6 to 10 years, Children in home: Yes, Own a business in Dunwoody: No

Question: What is the most important issue facing Dunwoody today?

Answer: *Overcrowded high school and middle school, Guns at the Perimeter mall, the security needs to be addressed. Lack of local restaurants and small local owned retail in the village. That we have to use Dekalb County sanitation as a service.*

Male, 30-39, White/Caucasian, Years of residency: 2 to 3 years, Children in home: No, Own a business in Dunwoody: No

Question: What is the most important issue facing Dunwoody today?

Answer: *Public safety: crime, reckless driving, nuisances (like noise etc)*

Male, 40-49, White/Caucasian, Years of residency: 11 to 15 years, Children in home: Yes, Own a business in Dunwoody: No

Question: What is the most important issue facing Dunwoody today?

Answer: *Schools - failing elementary and middle schools, and high school needs renovation/expansion*

Female, 50-64, White/Caucasian, Years of residency: 21 years and over, Children in home: No, Own a business in Dunwoody: Yes

Question: What is the most important issue facing Dunwoody today?

Answer: *Overdevelopment. High density housing and office towers contributing to traffic congestion and overcrowded schools.*

Female, 30-39, White/Caucasian, Years of residency: 6 to 10 years, Children in home: Yes, Own a business in Dunwoody: No

Question: What is the most important issue facing Dunwoody today?

Answer: *Tie between safety and traffic. I have started feeling unsafe doing normal errands due to shady, sometimes homeless, sometimes mentally unstable individuals. Traffic is getting worse but with that people are driving crazy (running lights, driving on wrong side, angry, etc)*

Female, 30-39, White/Caucasian, Years of residency: 2 to 3 years, Children in home: Yes, Own a business in Dunwoody: No

Question: What is the most important issue facing Dunwoody today?

Answer: *Overcrowded schools*

Female, 30-39, White/Caucasian, Years of residency: 4 to 5 years, Children in home: No, Own a business in Dunwoody: No

Question: What is the most important issue facing Dunwoody today?

Answer: *EMT response time and rising property taxes*

Female, 40-49, White/Caucasian, Years of residency: 2 to 3 years, Children in home: Yes, Own a business in Dunwoody: No

Question: What is the most important issue facing Dunwoody today?

Answer: *the middle school being ranked so low that many families feel forced into private school options*

Prefer not to answer, Prefer not to answer, Prefer not to answer, Years of residency: 21 years and over, Children in home: Prefer not to answer, Own a business in Dunwoody: No

Question: What is the most important issue facing Dunwoody today?

Answer: *Crime around Perimeter Mall*

Female, 18-29, Asian/Pacific Islander, Years of residency: Less than 1 year, Children in home: No, Own a business in Dunwoody: No

Question: What is the most important issue facing Dunwoody today?

Answer: *Safety*

Female, 30-39, White/Caucasian, Years of residency: 6 to 10 years, Children in home: Yes, Own a business in Dunwoody: Yes

Question: What is the most important issue facing Dunwoody today?

Answer: *Crime, expansion of shopping options*

Female, 50-64, White/Caucasian, Years of residency: 16 to 20 years, Children in home: No, Own a business in Dunwoody: No

Question: What is the most important issue facing Dunwoody today?

Answer: *Elementary school overcrowding and improvements*

Male, 30-39, White/Caucasian, Years of residency: 2 to 3 years, Children in home: No, Own a business in Dunwoody: Yes

Question: What is the most important issue facing Dunwoody today?

Answer: *Delinquent activity, loud vehicles at all hours of the night, speeding, lack of police presence*

Female, 50-64, White/Caucasian, Years of residency: 16 to 20 years, Children in home: No, Own a business in Dunwoody: No

Question: What is the most important issue facing Dunwoody today?

Answer: *Traffic*

Female, 65+, White/Caucasian, Years of residency: 21 years and over, Children in home: No, Own a business in Dunwoody: No



Question: What is the most important issue facing Dunwoody today?

Answer: *Lots of traffic*

Male, 50-64, White/Caucasian, Years of residency: 6 to 10 years, Children in home: No, Own a business in Dunwoody: No

Question: What is the most important issue facing Dunwoody today?

Answer: *Crime!!!! Need to get this under control. The issues have all started since Covid*

Male, 65+, White/Caucasian, Years of residency: 21 years and over, Children in home: No, Own a business in Dunwoody: No

Question: What is the most important issue facing Dunwoody today?

Answer: *Traffic Condos being built around us*

Female, 65+, White/Caucasian, Years of residency: 21 years and over, Children in home: No, Own a business in Dunwoody: No

Question: What is the most important issue facing Dunwoody today?

Answer: *Traffic control*

Female, 30-39, White/Caucasian, Years of residency: 6 to 10 years, Children in home: No, Own a business in Dunwoody: No

Question: What is the most important issue facing Dunwoody today?

Answer: *High taxes*

Female, 50-64, White/Caucasian, Years of residency: 21 years and over, Children in home: No, Own a business in Dunwoody: No

Question: What is the most important issue facing Dunwoody today?

Answer: *??*

Male, 65+, White/Caucasian, Years of residency: 16 to 20 years, Children in home: No, Own a business in Dunwoody: No

Question: What is the most important issue facing Dunwoody today?

Answer: *traffic*



Male, 30-39, More than one race, Years of residency: 2 to 3 years, Children in home: No, Own a business in Dunwoody: No

Question: What is the most important issue facing Dunwoody today?

Answer: *Finishing the construction on Chamblee Dunwoody Rd. The side walk is a mess. Worse is it's more dangerous bc of lack there if in certain spots*

Female, 40-49, White/Caucasian, Years of residency: 6 to 10 years, Children in home: Yes, Own a business in Dunwoody: No

Question: What is the most important issue facing Dunwoody today?

Answer: *Overcrowding of our schools!*

Female, 50-64, White/Caucasian, Years of residency: 6 to 10 years, Children in home: No, Own a business in Dunwoody: No

Question: What is the most important issue facing Dunwoody today?

Answer: *Loud cars racing around perimeter mall area.*

Prefer not to answer, 18-29, Prefer not to answer, Years of residency: 21 years and over, Children in home: No, Own a business in Dunwoody: No

Question: What is the most important issue facing Dunwoody today?

Answer: *The minimal yet noticeable increase in violent crime over the past few years.*

Female, 65+, White/Caucasian, Years of residency: 2 to 3 years, Children in home: No, Own a business in Dunwoody: No

Question: What is the most important issue facing Dunwoody today?

Answer: *Growth and how to handle it.*

Male, 30-39, White/Caucasian, Years of residency: 6 to 10 years, Children in home: Yes, Own a business in Dunwoody: No

Question: What is the most important issue facing Dunwoody today?

Answer: *Overcrowding in schools, particularly at the middle and high level seems to be a big concern. And the continued slower response times by EMS personnel when needed.*

Female, 50-64, White/Caucasian, Years of residency: 21 years and over, Children in home: No, Own a business in Dunwoody: No

Question: What is the most important issue facing Dunwoody today?

Answer: *Budget. Crime roads*

Male, 40-49, White/Caucasian, Years of residency: 11 to 15 years, Children in home: Yes, Own a business in Dunwoody: Yes

Question: What is the most important issue facing Dunwoody today?

Answer: *The school system*

Female, 50-64, White/Caucasian, Years of residency: 2 to 3 years, Children in home: No, Own a business in Dunwoody: No

Question: What is the most important issue facing Dunwoody today?

Answer: *Crime. I do not see a large presence of police in Dunwoody. Not like in Sandy springs. There are a lot of homeless people hanging out on Mt Vernon and Dunwoody club. They are mentally ill and close to neighborhoods with a lot of young children walking by them as they sit on the bench talking to themselves and yelling out crazy stuff.*

Female, 30-39, White/Caucasian, Years of residency: 2 to 3 years, Children in home: No, Own a business in Dunwoody: No

Question: What is the most important issue facing Dunwoody today?

Answer: *Traffic*

Female, 30-39, White/Caucasian, Years of residency: 2 to 3 years, Children in home: Yes, Own a business in Dunwoody: No

Question: What is the most important issue facing Dunwoody today?

Answer: *Pedestrian safety in areas around and north of the village. Also need of second middle school*

Female, 18-29, White/Caucasian, Years of residency: Less than 1 year, Children in home: No, Own a business in Dunwoody: No

Question: What is the most important issue facing Dunwoody today?

Answer: *High taxes and unaffordable homes.*

Male, 40-49, White/Caucasian, Years of residency: 6 to 10 years, Children in home: Yes, Own a business in Dunwoody: No

Question: What is the most important issue facing Dunwoody today?

Answer: *Multi use trails - we need more, specifically connecting neighborhoods to the village, williamsburg and Georgetown*

Female, 50-64, Other, Years of residency: 21 years and over, Children in home: No, Own a business in Dunwoody: No

Question: What is the most important issue facing Dunwoody today?

Answer: *Overcrowding/density*

Male, 18-29, Black/African American, Years of residency: Less than 1 year, Children in home: No, Own a business in Dunwoody: No

Question: What is the most important issue facing Dunwoody today?

Answer: *Rise of property crime.*

Female, 40-49, White/Caucasian, Years of residency: 6 to 10 years, Children in home: Yes, Own a business in Dunwoody: No

Question: What is the most important issue facing Dunwoody today?

Answer: *Infrastructure, and forced alignment with DeKalb County School District*

Female, 40-49, White/Caucasian, Years of residency: 6 to 10 years, Children in home: Yes, Own a business in Dunwoody: No

Question: What is the most important issue facing Dunwoody today?

Answer: *overcrowded Publix schools, which I don't think dunwoody has control over. Besides that, we have too many banks in The Village when it would be better to have shops and restaurants.*

Prefer not to answer, 50-64, Prefer not to answer, Years of residency: 11 to 15 years, Children in home: No, Own a business in Dunwoody: No

Question: What is the most important issue facing Dunwoody today?

Answer: *potholes in roads*

Male, 30-39, White/Caucasian, Years of residency: 4 to 5 years, Children in home: Yes, Own a business in Dunwoody: No

Question: What is the most important issue facing Dunwoody today?

Answer: *Traffic and unpaved roads*

Male, 30-39, White/Caucasian, Years of residency: 6 to 10 years, Children in home: Yes, Own a business in Dunwoody: Yes

Question: What is the most important issue facing Dunwoody today?

Answer: *I think Dunwoody has been a great place to live and raise my family. It's hard to say one thing, but I guess I'd say crime.*

Female, 30-39, White/Caucasian, Years of residency: 6 to 10 years, Children in home: Yes, Own a business in Dunwoody: No

Question: What is the most important issue facing Dunwoody today?

Answer: *Traffic congestion*

Male, 30-39, White/Caucasian, Years of residency: 4 to 5 years, Children in home: Yes, Own a business in Dunwoody: No

Question: What is the most important issue facing Dunwoody today?

Answer: *Traffic and school crowding*

Male, 50-64, White/Caucasian, Years of residency: 16 to 20 years, Children in home: Yes, Own a business in Dunwoody: No

Question: What is the most important issue facing Dunwoody today?

Answer: *Crime*

Male, 65+, White/Caucasian, Years of residency: 21 years and over, Children in home: No, Own a business in Dunwoody: No

Question: What is the most important issue facing Dunwoody today?

Answer: *1. Traffic on Chamblee Dunwoody and Roberts Rd. The traffic on those streets has increased so much it is becoming impossible to get up and down the street. 2. Growth and those who advocate growth as necessary for Dunwoody to survive is wrong.*

Male, 40-49, White/Caucasian, Years of residency: 6 to 10 years, Children in home: Yes, Own a business in Dunwoody: No

Question: What is the most important issue facing Dunwoody today?

Answer: *I am concerned about having enough student/physical space at the middle and high school as a parent of two kids at Dunwoody Elementary.*

Male, 50-64, White/Caucasian, Years of residency: 21 years and over, Children in home: No, Own a business in Dunwoody: No

Question: What is the most important issue facing Dunwoody today?

Answer: *Crime, high taxes, dumb beltline like bike lane proposals*

Male, Prefer not to answer, More than one race, Years of residency: 16 to 20 years, Children in home: No, Own a business in Dunwoody: No

Question: What is the most important issue facing Dunwoody today?

Answer: *I think inflation and wise use of city resources are very challenging today as tax paying residents we do not like the city spending money on this path that most residents have said they do not want . After attending meetings my household and neighbors feel we are not being heard .*

Male, 50-64, White/Caucasian, Years of residency: 6 to 10 years, Children in home: Yes, Own a business in Dunwoody: No

Question: What is the most important issue facing Dunwoody today?

Answer: *Development of a live/work/play vibe in the city. The development of vibrant places for the community to gather, the transportation networks to connect the commercial centers of our city, and to make Dunwoody more than a sleepy bedroom community.*

Male, 50-64, White/Caucasian, Years of residency: 16 to 20 years, Children in home: Yes, Own a business in Dunwoody: No

Question: What is the most important issue facing Dunwoody today?

Answer: *Our association with DeKalb County schools*

Female, 50-64, More than one race, Years of residency: 21 years and over, Children in home: No, Own a business in Dunwoody: No

Question: What is the most important issue facing Dunwoody today?

Answer: *Rising crime , traffic, Too many apartments*

Female, 40-49, White/Caucasian, Years of residency: 6 to 10 years, Children in home: Yes, Own a business in Dunwoody: No

Question: What is the most important issue facing Dunwoody today?

Answer: *Safety, being able to access ambulance services that are coming from far away. Would love to see traffic improve especially around Dunwoody Village. Can we make Chamblee Dunwoody have more lanes?? Also love what Barn is doing in Dunwoody village and would love to see more of that but only if traffic flow is fixed!*

Male, 65+, White/Caucasian, Years of residency: 21 years and over, Children in home: No, Own a business in Dunwoody: No

Question: What is the most important issue facing Dunwoody today?

Answer: *Traffic congestion.*

Male, 50-64, White/Caucasian, Years of residency: 11 to 15 years, Children in home: Yes, Own a business in Dunwoody: Yes

Question: What is the most important issue facing Dunwoody today?

Answer: *Roads, preserving green space*

Female, 18-29, Black/African American, Years of residency: 2 to 3 years, Children in home: No, Own a business in Dunwoody: Yes

Question: What is the most important issue facing Dunwoody today?

Answer: *Car break ins*

Female, 65+, White/Caucasian, Years of residency: 6 to 10 years, Children in home: No, Own a business in Dunwoody: No

Question: What is the most important issue facing Dunwoody today?

Answer: *Roads*

Male, 18-29, White/Caucasian, Years of residency: 16 to 20 years, Children in home: No, Own a business in Dunwoody: No

Question: What is the most important issue facing Dunwoody today?

Answer: *Zoning*



Male, 18-29, Latino/Hispanic, Years of residency: 4 to 5 years, Children in home: Yes, Own a business in Dunwoody: No

Question: What is the most important issue facing Dunwoody today?

Answer: *Reckless drivers and Dimly lit streets*

Male, 30-39, White/Caucasian, Years of residency: 2 to 3 years, Children in home: No, Own a business in Dunwoody: No

Question: What is the most important issue facing Dunwoody today?

Answer: *Transportation issues (traffic congestion, lack of roundabouts, inefficient traffic lights, etc.*

Female, 40-49, White/Caucasian, Years of residency: 6 to 10 years, Children in home: Yes, Own a business in Dunwoody: No

Question: What is the most important issue facing Dunwoody today?

Answer: *Shootings and crime in the perimeter mall area.*

Male, 30-39, White/Caucasian, Years of residency: 2 to 3 years, Children in home: Yes, Own a business in Dunwoody: No

Question: What is the most important issue facing Dunwoody today?

Answer: *Construction and crime around perimeter*

Male, 50-64, White/Caucasian, Years of residency: 21 years and over, Children in home: No, Own a business in Dunwoody: No

Question: What is the most important issue facing Dunwoody today?

Answer: *City is overspending*

Male, 30-39, White/Caucasian, Years of residency: Less than 1 year, Children in home: No, Own a business in Dunwoody: No

Question: What is the most important issue facing Dunwoody today?

Answer: *Too many banks and urgent cares. Lack of a centralized business district. So many empty storefronts that are not providing any value to the community.*

Prefer not to answer, Prefer not to answer, Prefer not to answer, Years of residency: 21 years and over, Children in home: Prefer not to answer, Own a business in Dunwoody: No

Question: What is the most important issue facing Dunwoody today?

Answer: *Crime, need more detached cluster homes with elevators and small yard for older people, don't need more apartments and transient residents, need more undercover police at brookrun to stop drugs and breaking in cars*

Male, 18-29, Other, Years of residency: 21 years and over, Children in home: No, Own a business in Dunwoody: No

Question: What is the most important issue facing Dunwoody today?

Answer: *Lack of culture: arts theater etc.*

Female, 40-49, White/Caucasian, Years of residency: 16 to 20 years, Children in home: Yes, Own a business in Dunwoody: No

Question: What is the most important issue facing Dunwoody today?

Answer: *1)For our neighborhood, it would be highways encroaching on our Georgetown pool space. 2)Our Dunwoody library is about 2 stars. Whenever I want a particular book, 80%of the time they don't even carry the title. For kindle loans, the books they do have, have 2 month wait times which aren't helpful for my teen readers when they are trying to read them for school assignments. I usually have to buy books on Amazon (classics included!) as checking them out isn't an option. 3) I am also concerned about potential redevelopment of the Coke data center. Depending on what the buyer would do, it could affect the woods and green space behind the homes in my neighborhood and decrease our property values considerably since we all love having the deep woods behind our homes.*

Male, 50-64, White/Caucasian, Years of residency: 6 to 10 years, Children in home: No, Own a business in Dunwoody: Yes

Question: What is the most important issue facing Dunwoody today?

Answer: *Safety. Lots of people being robbed, broken into, and cars stolen in fountain blue area. Also, almost every night hearing gunshots, usually in direction of pib*

Female, 65+, White/Caucasian, Years of residency: 21 years and over, Children in home: No, Own a business in Dunwoody: No

Question: What is the most important issue facing Dunwoody today?

Answer: *Growth!.. & how to do it thoughtfully & carefully!*

Male, 30-39, Asian/Pacific Islander, Years of residency: 6 to 10 years, Children in home: No, Own a business in Dunwoody: No

Question: What is the most important issue facing Dunwoody today?

Answer: *Higher property taxes*

Female, 30-39, Prefer not to answer, Years of residency: 2 to 3 years, Children in home: Prefer not to answer, Own a business in Dunwoody: No

Question: What is the most important issue facing Dunwoody today?

Answer: *Probably over development (tree removal), and potential petty crime.*

Female, 65+, White/Caucasian, Years of residency: 2 to 3 years, Children in home: No, Own a business in Dunwoody: No

Question: What is the most important issue facing Dunwoody today?

Answer: *Traffic*

Female, 50-64, Asian/Pacific Islander, Years of residency: 21 years and over, Children in home: Yes, Own a business in Dunwoody: No

Question: What is the most important issue facing Dunwoody today?

Answer: *Safety. Keeping the mall and shopping areas safe. Preventing car break ins. Preventing him violence.*

Male, 50-64, Black/African American, Years of residency: 16 to 20 years, Children in home: Yes, Own a business in Dunwoody: Yes

Question: What is the most important issue facing Dunwoody today?

Answer: *would like to use wooded areas in the neighborhoods to connect to each other with bike and walking trails....high school fields need bathrooms*

Female, 18-29, White/Caucasian, Years of residency: 2 to 3 years, Children in home: No, Own a business in Dunwoody: No

Question: What is the most important issue facing Dunwoody today?

Answer: *Traffic*

Male, 40-49, White/Caucasian, Years of residency: 4 to 5 years, Children in home: Yes, Own a business in Dunwoody: No



Question: What is the most important issue facing Dunwoody today?

Answer: *I'm concerned about some of the crime I'm hearing about in neighboring cities and worried that it will creep into our area.*

Male, 30-39, Asian/Pacific Islander, Years of residency: Less than 1 year, Children in home: Yes, Own a business in Dunwoody: No

Question: What is the most important issue facing Dunwoody today?

Answer: *Less parks for children in vicinity*

Male, 40-49, White/Caucasian, Years of residency: 2 to 3 years, Children in home: No, Own a business in Dunwoody: No

Question: What is the most important issue facing Dunwoody today?

Answer: *Development management; encouraging better, local chef-driven restauranteurs to move into the burgeoning growth.*

Male, 30-39, White/Caucasian, Years of residency: 2 to 3 years, Children in home: Yes, Own a business in Dunwoody: No

Question: What is the most important issue facing Dunwoody today?

Answer: *Lack of small business that create a local community. Proper bike lanes*

Female, 65+, White/Caucasian, Years of residency: 21 years and over, Children in home: Yes, Own a business in Dunwoody: No

Question: What is the most important issue facing Dunwoody today?

Answer: *Over building, which has increased traffic*

Male, 40-49, White/Caucasian, Years of residency: 6 to 10 years, Children in home: Yes, Own a business in Dunwoody: Yes

Question: What is the most important issue facing Dunwoody today?

Answer: *Walkability- is- ability to have great restaurants and activities to walk to*

Female, 40-49, White/Caucasian, Years of residency: 16 to 20 years, Children in home: Yes, Own a business in Dunwoody: No

Question: What is the most important issue facing Dunwoody today?

Answer: *Schools/impact 285 has on city*

Female, 40-49, Asian/Pacific Islander, Years of residency: 11 to 15 years, Children in home: Yes, Own a business in Dunwoody: No

Question: What is the most important issue facing Dunwoody today?

Answer: *Crime and traffic*

Male, 65+, White/Caucasian, Years of residency: 21 years and over, Children in home: Yes, Own a business in Dunwoody: Yes

Question: What is the most important issue facing Dunwoody today?

Answer: *Manage growth*

Female, 18-29, White/Caucasian, Years of residency: 4 to 5 years, Children in home: No, Own a business in Dunwoody: No

Question: What is the most important issue facing Dunwoody today?

Answer: *Expensive housing.*

Male, 40-49, White/Caucasian, Years of residency: 16 to 20 years, Children in home: Yes, Own a business in Dunwoody: No

Question: What is the most important issue facing Dunwoody today?

Answer: *Taxes*

Female, 30-39, White/Caucasian, Years of residency: 6 to 10 years, Children in home: Yes, Own a business in Dunwoody: No

Question: What is the most important issue facing Dunwoody today?

Answer: *Traffic*

Male, 30-39, Asian/Pacific Islander, Years of residency: 2 to 3 years, Children in home: Yes, Own a business in Dunwoody: No

Question: What is the most important issue facing Dunwoody today?

Answer: *Crime and road conditions*

Male, 65+, White/Caucasian, Years of residency: 11 to 15 years, Children in home: No, Own a business in Dunwoody: No

Question: What is the most important issue facing Dunwoody today?

Answer: *I see that I am required to answer. I have nothing specific to offer.*

Male, 50-64, White/Caucasian, Years of residency: 21 years and over, Children in home: Yes, Own a business in Dunwoody: No

Question: What is the most important issue facing Dunwoody today?

Answer: *Affordability. Property taxes and lack of new housing are making dunwoody unaffordable for the middle class. We are an elitist city with a group in poverty. We have hollowed out the middle class*

Male, 50-64, White/Caucasian, Years of residency: 21 years and over, Children in home: No, Own a business in Dunwoody: No

Question: What is the most important issue facing Dunwoody today?

Answer: *Traffic congestion, competitive schools / lack luster high school, over building, cutting down of old trees.*

Female, 30-39, Latino/Hispanic, Years of residency: 2 to 3 years, Children in home: Yes, Own a business in Dunwoody: No

Question: What is the most important issue facing Dunwoody today?

Answer: *1. Middle and high school overpopulation/capacity of students. 2. Traffic congestion on Roberts Drive heading south to Mt. Vernon Rd 3. the ranking of the middle school compared to Dunwoody's elementary schools.*

Male, 50-64, White/Caucasian, Years of residency: 4 to 5 years, Children in home: Yes, Own a business in Dunwoody: Yes

Question: What is the most important issue facing Dunwoody today?

Answer: *Transportation infrastructure Ability to attract and retain small business*

Female, Prefer not to answer, White/Caucasian, Years of residency: 21 years and over, Children in home: No, Own a business in Dunwoody: No

Question: What is the most important issue facing Dunwoody today?

Answer: **Roads are getting very crowded . Need expansion? *Trees are being cleared as younger generation thinks they are dangerous. *Middle school standard has fallen and folks are moving out of the neighborhood for that. * We can do with more diversity and color.*

Female, 30-39, White/Caucasian, Years of residency: Less than 1 year, Children in home: Yes, Own a business in Dunwoody: No

Question: What is the most important issue facing Dunwoody today?

Answer: *Balancing economic growth with keeping a family friendly feel*

Female, 18-29, White/Caucasian, Years of residency: 16 to 20 years, Children in home: No, Own a business in Dunwoody: No

Question: What is the most important issue facing Dunwoody today?

Answer: *School overcrowding*

Male, 30-39, White/Caucasian, Years of residency: 6 to 10 years, Children in home: Yes, Own a business in Dunwoody: Yes

Question: What is the most important issue facing Dunwoody today?

Answer: *Lack of recreational development (connected trails to an accessible downtown area with restaurants and open space - see Alpharetta). Dunwoody must be more friendly to developers that can assist in that area, we have enough banks, urgent cares, and tire shops.*

Male, 40-49, White/Caucasian, Years of residency: 4 to 5 years, Children in home: Yes, Own a business in Dunwoody: Yes

Question: What is the most important issue facing Dunwoody today?

Answer: *Managing growth.*

Male, 65+, White/Caucasian, Years of residency: 21 years and over, Children in home: No, Own a business in Dunwoody: Yes

Question: What is the most important issue facing Dunwoody today?

Answer: *Increasing traffic*

Female, 65+, White/Caucasian, Years of residency: 21 years and over, Children in home: No, Own a business in Dunwoody: No

Question: What is the most important issue facing Dunwoody today?

Answer: *Traffic / too many rental*



Prefer not to answer, 65+, Asian/Pacific Islander, Years of residency: 21 years and over, Children in home: No, Own a business in Dunwoody: Yes

Question: What is the most important issue facing Dunwoody today?

Answer: *The crime that is in the Perimeter area.*

Female, 65+, White/Caucasian, Years of residency: 21 years and over, Children in home: No, Own a business in Dunwoody: No

Question: What is the most important issue facing Dunwoody today?

Answer: *Traffic*

Male, 40-49, White/Caucasian, Years of residency: 11 to 15 years, Children in home: Yes, Own a business in Dunwoody: No

Question: What is the most important issue facing Dunwoody today?

Answer: *Improving Dunwoody village*

Female, 40-49, White/Caucasian, Years of residency: 11 to 15 years, Children in home: Yes, Own a business in Dunwoody: No

Question: What is the most important issue facing Dunwoody today?

Answer: *Parking at the high school. The school system being part of Dekalb County. Too much rapid growth...of homes, businesses, etc. A central area that isn't as cool as other downtown areas closeby ie...Chamblee, Alpharetta, Marietta, Suwanee, Duluth....*

Female, 40-49, White/Caucasian, Years of residency: 11 to 15 years, Children in home: Yes, Own a business in Dunwoody: No

Question: What is the most important issue facing Dunwoody today?

Answer: *Development being held up. Difficulty for businesses to come to dunwoody*

Male, 65+, White/Caucasian, Years of residency: 21 years and over, Children in home: No, Own a business in Dunwoody: No

Question: What is the most important issue facing Dunwoody today?

Answer: *Lack of a good high school.*

Male, 30-39, White/Caucasian, Years of residency: 2 to 3 years, Children in home: No, Own a business in Dunwoody: No

Question: What is the most important issue facing Dunwoody today?

Answer: *the roads are very old with potholes*

Prefer not to answer, 40-49, Prefer not to answer, Years of residency: 6 to 10 years, Children in home: Yes, Own a business in Dunwoody: No

Question: What is the most important issue facing Dunwoody today?

Answer: *Improving walkability / bike accessible transit towards the village square.*

Female, 30-39, More than one race, Years of residency: 2 to 3 years, Children in home: Prefer not to answer, Own a business in Dunwoody: No

Question: What is the most important issue facing Dunwoody today?

Answer: *THE EDUCATION. The ratios for Georgia are unbelievable. I don't feel safe sending my children to any daycare or school in the area....*

Female, 40-49, White/Caucasian, Years of residency: 16 to 20 years, Children in home: Yes, Own a business in Dunwoody: No

Question: What is the most important issue facing Dunwoody today?

Answer: *rising crime and corruption and code issues in the apartments along with leaking gang activity from metro Atlanta.*

Male, 50-64, White/Caucasian, Years of residency: 2 to 3 years, Children in home: No, Own a business in Dunwoody: No

Question: What is the most important issue facing Dunwoody today?

Answer: *traffic - more traffic than the roads can handle, traffic situation made worse by construction of roads, selfish people making the traffic situation worse by their aggressive driving practices. People in cars racing to crosswalks so they will not have to stop for pedestrians.*

Female, 65+, White/Caucasian, Years of residency: 21 years and over, Children in home: Prefer not to answer, Own a business in Dunwoody: No

Question: What is the most important issue facing Dunwoody today?

Answer: *Road repair/paving for roads that haven't been paved in 20 years. It is hazardous for walkers and bikers.*

Male, 18-29, White/Caucasian, Years of residency: 4 to 5 years, Children in home: No, Own a business in Dunwoody: No

Question: What is the most important issue facing Dunwoody today?

Answer: *House Affordability*

Male, 30-39, White/Caucasian, Years of residency: 4 to 5 years, Children in home: Yes, Own a business in Dunwoody: Yes

Question: What is the most important issue facing Dunwoody today?

Answer: *School overcrowding/lack of adequate school facilities for continued area growth*

Male, 50-64, White/Caucasian, Years of residency: 21 years and over, Children in home: No, Own a business in Dunwoody: No

Question: What is the most important issue facing Dunwoody today?

Answer: *Enough classrooms and teachers for growing population of young people*

Male, 50-64, White/Caucasian, Years of residency: 21 years and over, Children in home: No, Own a business in Dunwoody: No

Question: What is the most important issue facing Dunwoody today?

Answer: *The city needs a well thought out trail and sidewalk system so that residents can SAFELY walk or bike to destinations near and far within the city.*

Female, 30-39, White/Caucasian, Years of residency: 4 to 5 years, Children in home: Yes, Own a business in Dunwoody: No

Question: What is the most important issue facing Dunwoody today?

Answer: *Safety*

Male, 65+, White/Caucasian, Years of residency: 21 years and over, Children in home: No, Own a business in Dunwoody: No

Question: What is the most important issue facing Dunwoody today?

Answer: *Speeding in neighborhoods*

Male, 40-49, White/Caucasian, Years of residency: 6 to 10 years, Children in home: No, Own a business in Dunwoody: No

Question: What is the most important issue facing Dunwoody today?

Answer: *Increased traffic.*

Female, 65+, White/Caucasian, Years of residency: 6 to 10 years, Children in home: No, Own a business in Dunwoody: No

Question: What is the most important issue facing Dunwoody today?

Answer: *Safety of residents*

Female, 65+, White/Caucasian, Years of residency: 21 years and over, Children in home: No, Own a business in Dunwoody: No

Question: What is the most important issue facing Dunwoody today?

Answer: *Bringing in more young families. Schools and a sense of place like Roswell.*

Female, 40-49, White/Caucasian, Years of residency: 11 to 15 years, Children in home: Yes, Own a business in Dunwoody: No

Question: What is the most important issue facing Dunwoody today?

Answer: *Safety*

Female, 30-39, White/Caucasian, Years of residency: 4 to 5 years, Children in home: No, Own a business in Dunwoody: No

Question: What is the most important issue facing Dunwoody today?

Answer: *Transportation - congestion is increasing and there is a need for supporting alternative modes, like walking and bicycling*

Prefer not to answer, Prefer not to answer, Prefer not to answer, Years of residency: 21 years and over, Children in home: Prefer not to answer, Own a business in Dunwoody: Yes

Question: What is the most important issue facing Dunwoody today?

Answer: *Crime*

Male, 65+, Other, Years of residency: 21 years and over, Children in home: No, Own a business in Dunwoody: No

Question: What is the most important issue facing Dunwoody today?

Answer: *Traffic*

Male, 30-39, White/Caucasian, Years of residency: 2 to 3 years, Children in home: No, Own a business in Dunwoody: No

Question: What is the most important issue facing Dunwoody today?

Answer: *In my opinion, housing prices and the inability for first time homebuyers to purchase in the community they've been part of for many years*

Male, 65+, White/Caucasian, Years of residency: 21 years and over, Children in home: No, Own a business in Dunwoody: No

Question: What is the most important issue facing Dunwoody today?

Answer: *Probably crime emanating from the Perimeter Mall area, exasperated by the population explosion from higher density apartments, condos etc.*

Female, 40-49, Asian/Pacific Islander, Years of residency: 11 to 15 years, Children in home: Yes, Own a business in Dunwoody: No

Question: What is the most important issue facing Dunwoody today?

Answer: *USPS mail theft is worrisome.*

Female, 30-39, White/Caucasian, Years of residency: 6 to 10 years, Children in home: No, Own a business in Dunwoody: No

Question: What is the most important issue facing Dunwoody today?

Answer: *Crime. Lots of cars being broken into, shootings, theft.*

Male, 40-49, White/Caucasian, Years of residency: 6 to 10 years, Children in home: No, Own a business in Dunwoody: No

Question: What is the most important issue facing Dunwoody today?

Answer: *Traffic/Road issues (Shallowford/Chamblee-Dunwoody overloaded at rush hour, no turn lanes at Vermack and N Springs, random lack of sidewalks reduce walkability)*

Female, 30-39, White/Caucasian, Years of residency: 11 to 15 years, Children in home: Yes, Own a business in Dunwoody: No

Question: What is the most important issue facing Dunwoody today?



Answer: *Safety for my toddler in my neighborhood.*

Female, 65+, White/Caucasian, Years of residency: 21 years and over, Children in home: No, Own a business in Dunwoody: No

Question: What is the most important issue facing Dunwoody today?

Answer: *Mail theft*

Female, 30-39, White/Caucasian, Years of residency: 2 to 3 years, Children in home: Yes, Own a business in Dunwoody: No

Question: What is the most important issue facing Dunwoody today?

Answer: *Growth, anticipation of growth, and attracting maintaining families*

Male, 40-49, White/Caucasian, Years of residency: 6 to 10 years, Children in home: Yes, Own a business in Dunwoody: No

Question: What is the most important issue facing Dunwoody today?

Answer: *Safety and schools. Increase in traffic. Safety surrounding Perimeter Mall and surrounding developments.*

Female, 65+, White/Caucasian, Years of residency: 21 years and over, Children in home: No, Own a business in Dunwoody: Yes

Question: What is the most important issue facing Dunwoody today?

Answer: *The rain water run off that floods private homeowners property.*

Male, 40-49, White/Caucasian, Years of residency: 6 to 10 years, Children in home: Yes, Own a business in Dunwoody: No

Question: What is the most important issue facing Dunwoody today?

Answer: *Accommodating all the growth and congestion while still being a nice place to live*

Female, 65+, White/Caucasian, Years of residency: 6 to 10 years, Children in home: No, Own a business in Dunwoody: No

Question: What is the most important issue facing Dunwoody today?

Answer: *Safety on our streets and in our schools.*

Male, 65+, White/Caucasian, Years of residency: 21 years and over, Children in home: No, Own a business in Dunwoody: No

Question: What is the most important issue facing Dunwoody today?

Answer: *Human Trafficking*

Male, 50-64, White/Caucasian, Years of residency: 21 years and over, Children in home: No, Own a business in Dunwoody: No

Question: What is the most important issue facing Dunwoody today?

Answer: *We need a large music event similar to Brookhaven cherry blossom festival*

Female, 65+, White/Caucasian, Years of residency: 21 years and over, Children in home: No, Own a business in Dunwoody: Yes

Question: What is the most important issue facing Dunwoody today?

Answer: *Traciffic, taxes,*

Female, 40-49, Other, Years of residency: 11 to 15 years, Children in home: Yes, Own a business in Dunwoody: No

Question: What is the most important issue facing Dunwoody today?

Answer: *Pot holes, traffic, need more sidewalks*

Prefer not to answer, 40-49, Prefer not to answer, Years of residency: 6 to 10 years, Children in home: Yes, Own a business in Dunwoody: No

Question: What is the most important issue facing Dunwoody today?

Answer: *taxes are increasing to quickly*

Male, 18-29, White/Caucasian, Years of residency: 2 to 3 years, Children in home: No, Own a business in Dunwoody: No

Question: What is the most important issue facing Dunwoody today?

Answer: *Road construction and traffic. 285 is a mess and on Chamblee-Dunwoody road did they remove a lane? Why?*

Male, 18-29, White/Caucasian, Years of residency: 16 to 20 years, Children in home: No, Own a business in Dunwoody: No

Question: What is the most important issue facing Dunwoody today?



Answer: *Affordable housing fourths low income community*

Male, 40-49, White/Caucasian, Years of residency: 6 to 10 years, Children in home: Yes, Own a business in Dunwoody: No

Question: What is the most important issue facing Dunwoody today?

Answer: *Managing the growth around the Perimeter area in conjunction with the nearby residential areas*

Female, 30-39, White/Caucasian, Years of residency: 2 to 3 years, Children in home: Yes, Own a business in Dunwoody: No

Question: What is the most important issue facing Dunwoody today?

Answer: *Schools*

Female, 65+, White/Caucasian, Years of residency: 21 years and over, Children in home: No, Own a business in Dunwoody: No

Question: What is the most important issue facing Dunwoody today?

Answer: *Traffic. Crime - break-ins.*

Prefer not to answer, Prefer not to answer, Prefer not to answer, Years of residency: 2 to 3 years, Children in home: Yes, Own a business in Dunwoody: No

Question: What is the most important issue facing Dunwoody today?

Answer: *Dunwoody Village needs to be revitalized and modernized similar to Sandy Springs city center.*

Female, 65+, White/Caucasian, Years of residency: 6 to 10 years, Children in home: No, Own a business in Dunwoody: No

Question: What is the most important issue facing Dunwoody today?

Answer: *Safety*

Female, Prefer not to answer, White/Caucasian, Years of residency: 21 years and over, Children in home: Prefer not to answer, Own a business in Dunwoody: No

Question: What is the most important issue facing Dunwoody today?

Answer: *Maintaining public safety while growing in a balanced intentional manner.*

Male, 40-49, White/Caucasian, Years of residency: 11 to 15 years, Children in home: Yes, Own a business in Dunwoody: No

Question: What is the most important issue facing Dunwoody today?

Answer: *Traffic congestion. Also, you have a great opportunity to make the Dunwoody Village an amazing area with new shops, restaurants, activities, etc. Tear down that village and rebuild it into something similar to Avalon or Halcyon. It's like a concrete jungle and not inviting at all. A complete eyesore and a big opportunity to do something great there.*

Female, 65+, White/Caucasian, Years of residency: 4 to 5 years, Children in home: No, Own a business in Dunwoody: No

Question: What is the most important issue facing Dunwoody today?

Answer: *Being an interesting and attractive place to live, with city improvements that compete with Alpharetta and other suburb city centers. But traffic is an issue. Really concerned about the massive impact of all the changes to 400. Far prefer that MARTA be extended to further widening and elevated lanes through our neighborhoods to support traffic from the outer suburbs. Not just the noise and pollution for us, but the overall environmental impact and ability for Atlanta to continue to grow without a first class commuter rail system.*

Male, 65+, White/Caucasian, Years of residency: 21 years and over, Children in home: No, Own a business in Dunwoody: No

Question: What is the most important issue facing Dunwoody today?

Answer: *Liberal politicians who ignore surveys like this!*

Female, 18-29, White/Caucasian, Years of residency: 2 to 3 years, Children in home: No, Own a business in Dunwoody: No

Question: What is the most important issue facing Dunwoody today?

Answer: *Traffic*

Female, Prefer not to answer, White/Caucasian, Years of residency: 21 years and over, Children in home: No, Own a business in Dunwoody: No

Question: What is the most important issue facing Dunwoody today?

Answer: *traffic, over development*

Female, 65+, White/Caucasian, Years of residency: 21 years and over, Children in home: No, Own a business in Dunwoody: Yes

Question: What is the most important issue facing Dunwoody today?

Answer: *Traffic*

Female, 30-39, White/Caucasian, Years of residency: 6 to 10 years, Children in home: Yes, Own a business in Dunwoody: No

Question: What is the most important issue facing Dunwoody today?

Answer: *Partnering with and holding Dekalb County accountable to improve schools*

Female, 30-39, White/Caucasian, Years of residency: 6 to 10 years, Children in home: Yes, Own a business in Dunwoody: No

Question: What is the most important issue facing Dunwoody today?

Answer: *In my opinion traffic and transportation in general is probably the biggest issue, but a close second would be schools. Both of our children are in private school because of our lack of trust in DeKalb county schools.*

Male, 50-64, White/Caucasian, Years of residency: 16 to 20 years, Children in home: Yes, Own a business in Dunwoody: No

Question: What is the most important issue facing Dunwoody today?

Answer: *The amount of traffic coming into the area....with the clover leaf of 400/285 in the middle of completion*

Female, 30-39, White/Caucasian, Years of residency: 4 to 5 years, Children in home: Yes, Own a business in Dunwoody: No

Question: What is the most important issue facing Dunwoody today?

Answer: *Community City Center space in the Village. We need a large green space in the Village for residents and those close by to gather. Including, restaurants and shopping. A true gathering spots for the generations to come.*

Female, 30-39, White/Caucasian, Years of residency: 2 to 3 years, Children in home: No, Own a business in Dunwoody: No

Question: What is the most important issue facing Dunwoody today?

Answer: *Having only lived in Dunwoody for a little over a year, we are still learning about our new neighborhood and all it has to offer its residents. One thing I wish Dunwoody Village had is a larger variety of restaurants and places to gather after work to unwind with family and friends. A few more attractions for DINKS (dual income no-kids) in their 30s and 40s would be nice.*

Female, 30-39, White/Caucasian, Years of residency: 4 to 5 years, Children in home: No, Own a business in Dunwoody: No

Question: What is the most important issue facing Dunwoody today?

Answer: *Crime*

Prefer not to answer, Prefer not to answer, Prefer not to answer, Years of residency: 6 to 10 years, Children in home: Yes, Own a business in Dunwoody: No

Question: What is the most important issue facing Dunwoody today?

Answer: *Not too much. Crime in the more public areas.*

Female, 65+, White/Caucasian, Years of residency: 21 years and over, Children in home: No, Own a business in Dunwoody: No

Question: What is the most important issue facing Dunwoody today?

Answer: *I guess you could say, they are very big on bike trails, even though only 2 % ride bikes*

Male, 50-64, White/Caucasian, Years of residency: 16 to 20 years, Children in home: No, Own a business in Dunwoody: No

Question: What is the most important issue facing Dunwoody today?

Answer: *Crime*

Male, 65+, White/Caucasian, Years of residency: 21 years and over, Children in home: No, Own a business in Dunwoody: No

Question: What is the most important issue facing Dunwoody today?

Answer: *Traffic*

Male, 65+, White/Caucasian, Years of residency: 21 years and over, Children in home: No, Own a business in Dunwoody: No

Question: What is the most important issue facing Dunwoody today?

Answer: *Same as those that effect the nation.*

Female, 50-64, Black/African American, Years of residency: 2 to 3 years, Children in home: No, Own a business in Dunwoody: No

Question: What is the most important issue facing Dunwoody today?



Answer: *Traffic patterns, crime prevention, eco conservation*

Female, 40-49, White/Caucasian, Years of residency: 6 to 10 years, Children in home: Yes, Own a business in Dunwoody: No

Question: What is the most important issue facing Dunwoody today?

Answer: *The delays in service of fire and rescue (with the exception of police) and overall safety (guns, hate crimes)*

Male, 30-39, White/Caucasian, Years of residency: 2 to 3 years, Children in home: Yes, Own a business in Dunwoody: No

Question: What is the most important issue facing Dunwoody today?

Answer: *Traffic and construction.*

Male, 65+, White/Caucasian, Years of residency: 21 years and over, Children in home: No, Own a business in Dunwoody: No

Question: What is the most important issue facing Dunwoody today?

Answer: *growth*

Prefer not to answer, Prefer not to answer, Prefer not to answer, Years of residency: 4 to 5 years, Children in home: No, Own a business in Dunwoody: Yes

Question: What is the most important issue facing Dunwoody today?

Answer: *safety and public transportation*

Female, Prefer not to answer, White/Caucasian, Years of residency: 21 years and over, Children in home: No, Own a business in Dunwoody: No

Question: What is the most important issue facing Dunwoody today?

Answer: *Creating affordable housing, but not creating more congestion. Bring out your magic wand!*

Female, 30-39, White/Caucasian, Years of residency: 2 to 3 years, Children in home: Yes, Own a business in Dunwoody: No

Question: What is the most important issue facing Dunwoody today?

Answer: *School quality and overcrowding.*

Female, 30-39, Other, Years of residency: 2 to 3 years, Children in home: No, Own a business in Dunwoody: No

Question: What is the most important issue facing Dunwoody today?

Answer: *Making sure we properly develop our Dunwoody village area and any parks properly for long term use*

Male, 40-49, White/Caucasian, Years of residency: 6 to 10 years, Children in home: Yes, Own a business in Dunwoody: No

Question: What is the most important issue facing Dunwoody today?

Answer: *Keeping Dunwoody a livable city without the problems of crime and overcrowding as these spread out from the city of Atlanta and past the perimeter.*

Female, 30-39, More than one race, Years of residency: 2 to 3 years, Children in home: No, Own a business in Dunwoody: No

Question: What is the most important issue facing Dunwoody today?

Answer: *Better walkability.*

Male, 40-49, White/Caucasian, Years of residency: 16 to 20 years, Children in home: Yes, Own a business in Dunwoody: No

Question: What is the most important issue facing Dunwoody today?

Answer: *Bike lanes and greenways*

Male, 50-64, Black/African American, Years of residency: 6 to 10 years, Children in home: No, Own a business in Dunwoody: No

Question: What is the most important issue facing Dunwoody today?

Answer: *Increasing crime and traffic*

Male, 40-49, White/Caucasian, Years of residency: 16 to 20 years, Children in home: Yes, Own a business in Dunwoody: No

Question: What is the most important issue facing Dunwoody today?

Answer: *1. Schools 2. Development*

Prefer not to answer, 40-49, More than one race, Years of residency: 11 to 15 years, Children in home: Yes, Own a business in Dunwoody: No

Question: What is the most important issue facing Dunwoody today?

Answer: Increased Traffic concerns with more businesses and homes coming to the area but no improvements to accommodate the increased traffic. Also, the lack of sidewalks in neighborhoods. There are lots of residential side streets with no side walks and it is dangerous.

Female, 65+, White/Caucasian, Years of residency: 21 years and over, Children in home: No, Own a business in Dunwoody: No

Question: What is the most important issue facing Dunwoody today?

Answer: *Security and City services*

Female, 40-49, White/Caucasian, Years of residency: 21 years and over, Children in home: Yes, Own a business in Dunwoody: No

Question: What is the most important issue facing Dunwoody today?

Answer: *Bringing retail & restaurants here. Creating a city center. Peachtree middle school & overcrowding at DHS.*

Female, 30-39, White/Caucasian, Years of residency: 6 to 10 years, Children in home: No, Own a business in Dunwoody: No

Question: What is the most important issue facing Dunwoody today?

Answer: *Safety*

Male, 65+, White/Caucasian, Years of residency: 21 years and over, Children in home: No, Own a business in Dunwoody: No

Question: What is the most important issue facing Dunwoody today?

Answer: *School performance*

Female, 18-29, Latino/Hispanic, Years of residency: Less than 1 year, Children in home: No, Own a business in Dunwoody: No

Question: What is the most important issue facing Dunwoody today?

Answer: *Nothing pressing but road construction is taking longer than it should.*

Female, 30-39, White/Caucasian, Years of residency: 4 to 5 years, Children in home: Yes, Own a business in Dunwoody: No

Question: What is the most important issue facing Dunwoody today?

Answer: *Safety, attracting businesses*



Female, 18-29, White/Caucasian, Years of residency: 21 years and over, Children in home: No, Own a business in Dunwoody: No

Question: What is the most important issue facing Dunwoody today?

Answer: *Lack of mixed development, lack of unpaved nature trails*

Female, 30-39, Latino/Hispanic, Years of residency: 2 to 3 years, Children in home: Yes, Own a business in Dunwoody: No

Question: What is the most important issue facing Dunwoody today?

Answer: *The high-school is over capacity. We need a 2nd high-school. The middle school is over capacity. Main residential roads such as vermack, Womack need speed bumps. Many accidents and lot of pedestrians because of the high-school. Focus less in parks and trails and think about the schools.*

Male, 65+, White/Caucasian, Years of residency: 21 years and over, Children in home: No, Own a business in Dunwoody: No

Question: What is the most important issue facing Dunwoody today?

Answer: *Traffic*

Male, 40-49, White/Caucasian, Years of residency: 4 to 5 years, Children in home: Yes, Own a business in Dunwoody: No

Question: What is the most important issue facing Dunwoody today?

Answer: *I'm not sure.*

Male, 50-64, White/Caucasian, Years of residency: 16 to 20 years, Children in home: No, Own a business in Dunwoody: No

Question: What is the most important issue facing Dunwoody today?

Answer: *Traffic*

Male, 30-39, White/Caucasian, Years of residency: 6 to 10 years, Children in home: Yes, Own a business in Dunwoody: No

Question: What is the most important issue facing Dunwoody today?

Answer: *Crime and constant roadwork*

Male, 30-39, White/Caucasian, Years of residency: 21 years and over, Children in home: No, Own a business in Dunwoody: No

Question: What is the most important issue facing Dunwoody today?

Answer: *Increasing crime*

Female, 30-39, White/Caucasian, Years of residency: 6 to 10 years, Children in home: Yes, Own a business in Dunwoody: No

Question: What is the most important issue facing Dunwoody today?

Answer: *Roadways: traffic, walkability, condition*

Male, 65+, White/Caucasian, Years of residency: 21 years and over, Children in home: No, Own a business in Dunwoody: No

Question: What is the most important issue facing Dunwoody today?

Answer: *traffic*

Female, 65+, White/Caucasian, Years of residency: 6 to 10 years, Children in home: No, Own a business in Dunwoody: No

Question: What is the most important issue facing Dunwoody today?

Answer: *High taxes (property, business, retail)*

Male, 40-49, White/Caucasian, Years of residency: 4 to 5 years, Children in home: No, Own a business in Dunwoody: No

Question: What is the most important issue facing Dunwoody today?

Answer: *Traffic, quality of life*

Male, 30-39, White/Caucasian, Years of residency: 2 to 3 years, Children in home: No, Own a business in Dunwoody: No

Question: What is the most important issue facing Dunwoody today?

Answer: *No central downtown walkable area with enough shops and restaurants. Maybe a nice park or walking path between the commercial zones in central Dunwoody near D Tavern.*

Male, 40-49, White/Caucasian, Years of residency: 21 years and over, Children in home: No, Own a business in Dunwoody: No



Question: What is the most important issue facing Dunwoody today?

Answer: *I'm not knowledgeable about what the most important issue is. But since this is asking for my opinion, I would suggest that traffic is a problem.*

Female, 65+, Latino/Hispanic, Years of residency: 11 to 15 years, Children in home: No, Own a business in Dunwoody: No

Question: What is the most important issue facing Dunwoody today?

Answer: *Falta de andenes , para caminar*

Female, 65+, White/Caucasian, Years of residency: 21 years and over, Children in home: No, Own a business in Dunwoody: No

Question: What is the most important issue facing Dunwoody today?

Answer: *Safety*

Female, 30-39, White/Caucasian, Years of residency: Less than 1 year, Children in home: No, Own a business in Dunwoody: No

Question: What is the most important issue facing Dunwoody today?

Answer: *I think some people who seem to be from other counties and towns drive through Mt. Vernon too aggressively without realizing there may be pedestrians crossing that road.*

Female, 40-49, White/Caucasian, Years of residency: 6 to 10 years, Children in home: Yes, Own a business in Dunwoody: Yes

Question: What is the most important issue facing Dunwoody today?

Answer: *We need speed bumps on Vernon Oaks Dr. We also need to address the slow EMS response. I understand Dunwoody cedes control of EMS to DeKalb County. Their response rate is sub par.*

Male, 40-49, Latino/Hispanic, Years of residency: 2 to 3 years, Children in home: Yes, Own a business in Dunwoody: No

Question: What is the most important issue facing Dunwoody today?

Answer: *Not enough walkable areas and places for families to be outside. Dunwoody needs to be more walkable Also we need our own ambulance and paramedic service*

Female, 40-49, More than one race, Years of residency: 6 to 10 years, Children in home: No, Own a business in Dunwoody: No

Question: What is the most important issue facing Dunwoody today?

Answer: *Street conditions, traffic and trash collectors*

Female, 65+, White/Caucasian, Years of residency: 2 to 3 years, Children in home: No, Own a business in Dunwoody: No

Question: What is the most important issue facing Dunwoody today?

Answer: *Sewer service*

Female, 65+, White/Caucasian, Years of residency: 21 years and over, Children in home: No, Own a business in Dunwoody: No

Question: What is the most important issue facing Dunwoody today?

Answer: *Traffic - being a passthrough community for Gwinnett and N. Fulton but very concerned about added lanes on Mt. Vernon.*

Male, 50-64, White/Caucasian, Years of residency: 16 to 20 years, Children in home: Yes, Own a business in Dunwoody: Yes

Question: What is the most important issue facing Dunwoody today?

Answer: *Need for a thriving village, restaurants, bars, arts, independent retailers*

Male, 40-49, Asian/Pacific Islander, Years of residency: 4 to 5 years, Children in home: Yes, Own a business in Dunwoody: No

Question: What is the most important issue facing Dunwoody today?

Answer: *Having a city center*

Female, 40-49, White/Caucasian, Years of residency: 11 to 15 years, Children in home: No, Own a business in Dunwoody: No

Question: What is the most important issue facing Dunwoody today?

Answer: *Crime and transportation*

Female, 65+, White/Caucasian, Years of residency: 2 to 3 years, Children in home: No, Own a business in Dunwoody: No



Question: What is the most important issue facing Dunwoody today?

Answer: *Crime, including horrible driving.*

Female, 30-39, White/Caucasian, Years of residency: 4 to 5 years, Children in home: No, Own a business in Dunwoody: No

Question: What is the most important issue facing Dunwoody today?

Answer: *Medical response time is very slow.*

Female, 40-49, White/Caucasian, Years of residency: 6 to 10 years, Children in home: Yes, Own a business in Dunwoody: No

Question: What is the most important issue facing Dunwoody today?

Answer: *I'd love for Dunwoody to separate from Dekalb school system. That seems unrealistic. Second most important is more of a downtown scene like Canton St.*

Male, 30-39, White/Caucasian, Years of residency: 4 to 5 years, Children in home: Yes, Own a business in Dunwoody: No

Question: What is the most important issue facing Dunwoody today?

Answer: *Schools or traffic.*

Male, 50-64, White/Caucasian, Years of residency: 4 to 5 years, Children in home: Yes, Own a business in Dunwoody: No

Question: What is the most important issue facing Dunwoody today?

Answer: *The DeKalb County school system and it's corruption.*

Male, 50-64, Other, Years of residency: 21 years and over, Children in home: No, Own a business in Dunwoody: No

Question: What is the most important issue facing Dunwoody today?

Answer: *Wasting money on UNnecessary projects!!*

Male, 40-49, White/Caucasian, Years of residency: 11 to 15 years, Children in home: Yes, Own a business in Dunwoody: No

Question: What is the most important issue facing Dunwoody today?

Answer: Traffic, lack of compelling restaurants, Too many bank branches and urgent care facilities. Too much dead space in the Dunwoody villages. Should be more like Chamblee, Brookhaven or downtown Sandy Springs.

Female, 30-39, White/Caucasian, Years of residency: 6 to 10 years, Children in home: Yes, Own a business in Dunwoody: No

Question: What is the most important issue facing Dunwoody today?

Answer: Traffic through the village, lack of sidewalks, pedestrian and biker safety

Male, 65+, White/Caucasian, Years of residency: 21 years and over, Children in home: No, Own a business in Dunwoody: No

Question: What is the most important issue facing Dunwoody today?

Answer: Keeping local, small-town environment.

Male, 50-64, White/Caucasian, Years of residency: 21 years and over, Children in home: Yes, Own a business in Dunwoody: No

Question: What is the most important issue facing Dunwoody today?

Answer: Traffic is horrible and the improvement projects don't seem to be directed at helping. The Georgetown project has done nothing to improve traffic at the Chamblee Dunwoody/Peeler/N. Shallowford intersection. Like we need sidewalks as wide as street lanes???

Female, 30-39, White/Caucasian, Years of residency: 2 to 3 years, Children in home: Yes, Own a business in Dunwoody: No

Question: What is the most important issue facing Dunwoody today?

Answer: Schools

Female, 18-29, White/Caucasian, Years of residency: Less than 1 year, Children in home: No, Own a business in Dunwoody: No

Question: What is the most important issue facing Dunwoody today?

Answer: New to the area but would say walkability? Also, home affordability

Female, 40-49, White/Caucasian, Years of residency: 11 to 15 years, Children in home: Yes, Own a business in Dunwoody: No

Question: What is the most important issue facing Dunwoody today?



Answer: *Enhancing restaurants and retail, ensuring quality Middle school*

Female, 30-39, Black/African American, Years of residency: 2 to 3 years, Children in home: Yes, Own a business in Dunwoody: No

Question: What is the most important issue facing Dunwoody today?

Answer: *Commercialization*

Female, 30-39, White/Caucasian, Years of residency: 6 to 10 years, Children in home: Yes, Own a business in Dunwoody: No

Question: What is the most important issue facing Dunwoody today?

Answer: *Quality of our schools*

Female, 30-39, White/Caucasian, Years of residency: 6 to 10 years, Children in home: No, Own a business in Dunwoody: No

Question: What is the most important issue facing Dunwoody today?

Answer: *Outdated ways of thinking about what people actually want*

Female, 18-29, Black/African American, Years of residency: Less than 1 year, Children in home: Yes, Own a business in Dunwoody: No

Question: What is the most important issue facing Dunwoody today?

Answer: *Construction going on by 285, pot holes in the streets. Expanding the shopping plaza over by Georgetown*

Male, 65+, White/Caucasian, Years of residency: 2 to 3 years, Children in home: No, Own a business in Dunwoody: No

Question: What is the most important issue facing Dunwoody today?

Answer: *Inconsistency of how people care for their properties*

Male, 50-64, White/Caucasian, Years of residency: 21 years and over, Children in home: No, Own a business in Dunwoody: Yes

Question: What is the most important issue facing Dunwoody today?

Answer: *Over population and crime*

Prefer not to answer, Prefer not to answer, Prefer not to answer, Years of residency: 21 years and over, Children in home: Yes, Own a business in Dunwoody: No

Question: What is the most important issue facing Dunwoody today?

Answer: *crime in the Perimeter Mall area*

Female, 18-29, White/Caucasian, Years of residency: 16 to 20 years, Children in home: No, Own a business in Dunwoody: No

Question: What is the most important issue facing Dunwoody today?

Answer: *Traffic congestion on main and secondary roads. Increased multifamily housing in Village area will make traffic worse*

Female, 40-49, White/Caucasian, Years of residency: 11 to 15 years, Children in home: No, Own a business in Dunwoody: No

Question: What is the most important issue facing Dunwoody today?

Answer: *Traffic and speeding through residential areas. I also wish there was more commercial space available on residential areas. I want to grab a coffee or snack when walking to brook run and there is nothing like that*

Male, 65+, White/Caucasian, Years of residency: 2 to 3 years, Children in home: No, Own a business in Dunwoody: No

Question: What is the most important issue facing Dunwoody today?

Answer: *They need to fix the roads, there are many potholes everywhere.*

Male, 65+, White/Caucasian, Years of residency: 21 years and over, Children in home: No, Own a business in Dunwoody: No

Question: What is the most important issue facing Dunwoody today?

Answer: *In my opinion, petty crime seems to be increasing.*

Female, 65+, White/Caucasian, Years of residency: 21 years and over, Children in home: No, Own a business in Dunwoody: No

Question: What is the most important issue facing Dunwoody today?

Answer: *Traffic and expansion*

Female, 30-39, Other, Years of residency: 2 to 3 years, Children in home: No, Own a business in Dunwoody: No

Question: What is the most important issue facing Dunwoody today?

Answer: *Lack of restaurants, entertainment areas and work out studios, walking trails*

Male, 65+, White/Caucasian, Years of residency: 21 years and over, Children in home: No, Own a business in Dunwoody: No

Question: What is the most important issue facing Dunwoody today?

Answer: *Residential areas being pushed out by business.*

Male, 65+, White/Caucasian, Years of residency: 6 to 10 years, Children in home: No, Own a business in Dunwoody: No

Question: What is the most important issue facing Dunwoody today?

Answer: *Encroaching crime on the fringes*

Female, 40-49, White/Caucasian, Years of residency: 2 to 3 years, Children in home: No, Own a business in Dunwoody: No

Question: What is the most important issue facing Dunwoody today?

Answer: *Too much traffic*

Male, 30-39, White/Caucasian, Years of residency: 2 to 3 years, Children in home: Yes, Own a business in Dunwoody: No

Question: What is the most important issue facing Dunwoody today?

Answer: *Traffic in the Dunwoody Village corridor and a lack of safe walking or biking options. Dunwoody should be way more walkable than it is.*

Female, 65+, White/Caucasian, Years of residency: 21 years and over, Children in home: No, Own a business in Dunwoody: No

Question: What is the most important issue facing Dunwoody today?

Answer: *Heavy Traffic*

Female, 30-39, More than one race, Years of residency: 2 to 3 years, Children in home: Yes, Own a business in Dunwoody: No

Question: What is the most important issue facing Dunwoody today?

Answer: *na*



Male, Prefer not to answer, Latino/Hispanic, Years of residency: 11 to 15 years, Children in home: No, Own a business in Dunwoody: No

Question: What is the most important issue facing Dunwoody today?

Answer: *Safety*

Male, 40-49, White/Caucasian, Years of residency: 11 to 15 years, Children in home: Yes, Own a business in Dunwoody: No

Question: What is the most important issue facing Dunwoody today?

Answer: *The school facilities are in need of repair and renovation.*

Female, 65+, White/Caucasian, Years of residency: 21 years and over, Children in home: No, Own a business in Dunwoody: No

Question: What is the most important issue facing Dunwoody today?

Answer: *Probably crime in Perimeter Mall area.. Wish we had senior living options.*

Male, 50-64, White/Caucasian, Years of residency: 21 years and over, Children in home: No, Own a business in Dunwoody: No

Question: What is the most important issue facing Dunwoody today?

Answer: *Too many condos, Dunwoody High School overcrowding, Safety/crime*

Male, 50-64, Black/African American, Years of residency: 2 to 3 years, Children in home: No, Own a business in Dunwoody: No

Question: What is the most important issue facing Dunwoody today?

Answer: *Traffic*

Male, 50-64, Latino/Hispanic, Years of residency: 6 to 10 years, Children in home: No, Own a business in Dunwoody: No

Question: What is the most important issue facing Dunwoody today?

Answer: *Residents*

Male, 50-64, White/Caucasian, Years of residency: 6 to 10 years, Children in home: Yes, Own a business in Dunwoody: No



Question: What is the most important issue facing Dunwoody today?

Answer: *Overcrowded schools!*

Male, 40-49, White/Caucasian, Years of residency: 11 to 15 years, Children in home: Yes, Own a business in Dunwoody: No

Question: What is the most important issue facing Dunwoody today?

Answer: *Traffic and Dunwoody's ability to support its residents needs.*

Female, 40-49, White/Caucasian, Years of residency: 4 to 5 years, Children in home: Yes, Own a business in Dunwoody: Yes

Question: What is the most important issue facing Dunwoody today?

Answer: *Creating a walkable dining district in the Village*

Female, 65+, White/Caucasian, Years of residency: 21 years and over, Children in home: No, Own a business in Dunwoody: No

Question: What is the most important issue facing Dunwoody today?

Answer: *Crime has become a major issue. I used to feel safe shopping after dark but now I am cautious during the day. I feel we have allowed too many apartments to be built causing the traffic to be horrible. I'm afraid Dunwoody is losing the small town charm we have always had.*

Female, 40-49, White/Caucasian, Years of residency: 2 to 3 years, Children in home: Yes, Own a business in Dunwoody: No

Question: What is the most important issue facing Dunwoody today?

Answer: *Bad drivers. People looking at their phones, not watching cyclists or pedestrians. Not enough cross walks. High school students speeding through Meadowlake, and drag racing at nighttime.*

Male, 30-39, White/Caucasian, Years of residency: 2 to 3 years, Children in home: Yes, Own a business in Dunwoody: No

Question: What is the most important issue facing Dunwoody today?

Answer: *The lack of a downtown or town-center.*

Female, 65+, White/Caucasian, Years of residency: 21 years and over, Children in home: No, Own a business in Dunwoody: No



Question: What is the most important issue facing Dunwoody today?

Answer: *Traffic on Mount Vernon, and too many apartments being built! That is what is causing a lot of the traffic problems.*

Male, 50-64, White/Caucasian, Years of residency: 2 to 3 years, Children in home: No, Own a business in Dunwoody: No

Question: What is the most important issue facing Dunwoody today?

Answer: *Crime*

Female, 40-49, Latino/Hispanic, Years of residency: 2 to 3 years, Children in home: Yes, Own a business in Dunwoody: No

Question: What is the most important issue facing Dunwoody today?

Answer: *Crime around perimeter mall area. Too many banks and urgent cares. The elementary schools and high school are good the middle school is a bit rough.*

Male, 40-49, White/Caucasian, Years of residency: 6 to 10 years, Children in home: Yes, Own a business in Dunwoody: No

Question: What is the most important issue facing Dunwoody today?

Answer: *Infrastructure resilience: Power goes off almost every storm.*

Female, 40-49, White/Caucasian, Years of residency: 2 to 3 years, Children in home: No, Own a business in Dunwoody: No

Question: What is the most important issue facing Dunwoody today?

Answer: *Overbuilding and because of this the wildlife is being pushed out. Prices are also skyrocketing.*

Female, 30-39, White/Caucasian, Years of residency: 2 to 3 years, Children in home: Yes, Own a business in Dunwoody: No

Question: What is the most important issue facing Dunwoody today?

Answer: *Creating a town center for its residents with good food and entertainment. Also would love to see the parks developed more.*

Female, 50-64, Latino/Hispanic, Years of residency: 2 to 3 years, Children in home: No, Own a business in Dunwoody: No



Question: What is the most important issue facing Dunwoody today?

Answer: *Increase robbery and crime*

Female, 40-49, More than one race, Years of residency: 11 to 15 years, Children in home: Yes, Own a business in Dunwoody: No

Question: What is the most important issue facing Dunwoody today?

Answer: *Being an overpopulated pass-through traffic zone off the 285 interstate junction. This brings crime rates up, wears out police resources and decreases value of the area.*

Female, 30-39, White/Caucasian, Years of residency: 4 to 5 years, Children in home: Yes, Own a business in Dunwoody: No

Question: What is the most important issue facing Dunwoody today?

Answer: *Public school classroom size Traffic/Overcrowded (Chamblee Road & Mount Vernon) Lack of family friendly outdoor spaces*

Female, 30-39, Prefer not to answer, Years of residency: 2 to 3 years, Children in home: No, Own a business in Dunwoody: No

Question: What is the most important issue facing Dunwoody today?

Answer: *Traffic*

Male, 40-49, White/Caucasian, Years of residency: 11 to 15 years, Children in home: Yes, Own a business in Dunwoody: Yes

Question: What is the most important issue facing Dunwoody today?

Answer: *Our school system. I know it's Dekalb but it is the biggest issue for Dunwoody.*

Male, 30-39, White/Caucasian, Years of residency: 4 to 5 years, Children in home: Yes, Own a business in Dunwoody: No

Question: What is the most important issue facing Dunwoody today?

Answer: *Lack of walkable downtown strip.*

Male, 18-29, White/Caucasian, Years of residency: 4 to 5 years, Children in home: No, Own a business in Dunwoody: No

Question: What is the most important issue facing Dunwoody today?



Answer: *Need more high density mixed used developments with green space Lack of safe cycling, walking, running paths, need multiple ways to get around the city safely*

Female, 50-64, More than one race, Years of residency: 16 to 20 years, Children in home: No, Own a business in Dunwoody: No

Question: What is the most important issue facing Dunwoody today?

Answer: *Crime*

Female, 30-39, White/Caucasian, Years of residency: 11 to 15 years, Children in home: Yes, Own a business in Dunwoody: No

Question: What is the most important issue facing Dunwoody today?

Answer: *Creating a live, work, play" environment"*

Male, 50-64, White/Caucasian, Years of residency: 16 to 20 years, Children in home: Yes, Own a business in Dunwoody: No

Question: What is the most important issue facing Dunwoody today?

Answer: *Community living and retail space. I'd like to see development take place like the Alpharetta square and Avalon*

Female, 40-49, Latino/Hispanic, Years of residency: 11 to 15 years, Children in home: Yes, Own a business in Dunwoody: No

Question: What is the most important issue facing Dunwoody today?

Answer: *#NAME?*

Male, 65+, White/Caucasian, Years of residency: 21 years and over, Children in home: No, Own a business in Dunwoody: No

Question: What is the most important issue facing Dunwoody today?

Answer: *Traffic and congested streets*

Male, 18-29, White/Caucasian, Years of residency: 2 to 3 years, Children in home: No, Own a business in Dunwoody: No

Question: What is the most important issue facing Dunwoody today?

Answer: *Affordable housing. We want to move into a home from our apartment but the prices are too high for us to do so*

Female, 30-39, Latino/Hispanic, Years of residency: 11 to 15 years, Children in home: No, Own a business in Dunwoody: No

Question: What is the most important issue facing Dunwoody today?

Answer: *Insecurity, traffic, empty businesses, slow construction.*

Male, 18-29, Asian/Pacific Islander, Years of residency: 2 to 3 years, Children in home: No, Own a business in Dunwoody: Yes

Question: What is the most important issue facing Dunwoody today?

Answer: *Steady and stable development of Dunwoody economically, community, and infrastructure as it grows in population*

Female, 30-39, Black/African American, Years of residency: 4 to 5 years, Children in home: No, Own a business in Dunwoody: No

Question: What is the most important issue facing Dunwoody today?

Answer: *Dunwoody needs to refrain from large investors increasing rent prices. It is a concern that Dunwoody would fall victim to the trend of influx of apartments being built in the surrounding areas (Chamblee and Sandy Springs). More homes/apartments bring an increase of people and more crime. Focus on keeping Dunwoody GREEN! We don't need anymore restaurants or retail spaces.*

Male, 40-49, White/Caucasian, Years of residency: 2 to 3 years, Children in home: Yes, Own a business in Dunwoody: No

Question: What is the most important issue facing Dunwoody today?

Answer: *Relevance. We are losing residents to Sandy Springs, Roswell, and Brookhaven because we have not developed in a modern/useable way.*

Male, 50-64, White/Caucasian, Years of residency: 21 years and over, Children in home: No, Own a business in Dunwoody: No

Question: What is the most important issue facing Dunwoody today?

Answer: *Increase in crime*

Male, 50-64, Asian/Pacific Islander, Years of residency: 16 to 20 years, Children in home: Yes, Own a business in Dunwoody: No

Question: What is the most important issue facing Dunwoody today?

Answer: *Traffic congestion and no street lights on many roads*

Male, 40-49, White/Caucasian, Years of residency: 2 to 3 years, Children in home: No, Own a business in Dunwoody: No

Question: What is the most important issue facing Dunwoody today?

Answer: *Preservation of unique charm | keeping traffic patterns managed would good as well*

Female, Prefer not to answer, White/Caucasian, Years of residency: 21 years and over, Children in home: Prefer not to answer, Own a business in Dunwoody: No

Question: What is the most important issue facing Dunwoody today?

Answer: *Keeping the city government small and taxes low*

Male, 50-64, Other, Years of residency: 11 to 15 years, Children in home: Yes, Own a business in Dunwoody: No

Question: What is the most important issue facing Dunwoody today?

Answer: *Traffic*

Prefer not to answer, 18-29, White/Caucasian, Years of residency: Less than 1 year, Children in home: No, Own a business in Dunwoody: No

Question: What is the most important issue facing Dunwoody today?

Answer: *I don't know.*

Female, 18-29, Asian/Pacific Islander, Years of residency: 2 to 3 years, Children in home: No, Own a business in Dunwoody: No

Question: What is the most important issue facing Dunwoody today?

Answer: *Traffic*

Female, 50-64, Black/African American, Years of residency: 2 to 3 years, Children in home: No, Own a business in Dunwoody: No

Question: What is the most important issue facing Dunwoody today?

Answer: *Recently, I was having heart attack, 2-28-23 and I called ambulance. Thank God I took a baby aspirin because 911 operator stated she could not locate this address it took firefighters 10-15 mins to get here and they said they could not get ambulance it would be about 15-20 mins and I could drive myself. My daughter lives upstairs apt and she took me. I spent 3 days in hospital with 2 blocked arteries and now have 2 stents. If I had not of taken that aspirin I would*

have had a massive heart attack. So, not being able to get ambulances in Dunwoody is a serious problem. Saint Joseph's Hospital was in complete disbelief

Female, 18-29, Latino/Hispanic, Years of residency: Less than 1 year, Children in home: No, Own a business in Dunwoody: No

Question: What is the most important issue facing Dunwoody today?

Answer: *Traffic around the mall and construction not being completed swiftly*

Female, 40-49, Latino/Hispanic, Years of residency: 11 to 15 years, Children in home: Yes, Own a business in Dunwoody: No

Question: What is the most important issue facing Dunwoody today?

Answer: *Traffic*

Male, 65+, White/Caucasian, Years of residency: 11 to 15 years, Children in home: No, Own a business in Dunwoody: No

Question: What is the most important issue facing Dunwoody today?

Answer: *Traffic and terrible potholes all over the community.*

Prefer not to answer, 18-29, Prefer not to answer, Years of residency: 16 to 20 years, Children in home: No, Own a business in Dunwoody: No

Question: What is the most important issue facing Dunwoody today?

Answer: *the city needs to be more walkable*

Female, 50-64, Asian/Pacific Islander, Years of residency: 16 to 20 years, Children in home: No, Own a business in Dunwoody: No

Question: What is the most important issue facing Dunwoody today?

Answer: *Lack of racial diversity.*

Male, 50-64, More than one race, Years of residency: 6 to 10 years, Children in home: Yes, Own a business in Dunwoody: No

Question: What is the most important issue facing Dunwoody today?

Answer: *Fast growth causing congestion and overwhelming resources.*



Male, 50-64, White/Caucasian, Years of residency: 21 years and over, Children in home: No, Own a business in Dunwoody: No

Question: What is the most important issue facing Dunwoody today?

Answer: *Traffic*

Female, 50-64, Asian/Pacific Islander, Years of residency: 11 to 15 years, Children in home: Yes, Own a business in Dunwoody: No

Question: What is the most important issue facing Dunwoody today?

Answer: *Crime*

Prefer not to answer, Prefer not to answer, Prefer not to answer, Years of residency: 2 to 3 years, Children in home: Prefer not to answer, Own a business in Dunwoody: Yes

Question: What is the most important issue facing Dunwoody today?

Answer: *Taxes on real estate*

Female, 50-64, Black/African American, Years of residency: 6 to 10 years, Children in home: Yes, Own a business in Dunwoody: No

Question: What is the most important issue facing Dunwoody today?

Answer: *Higher and higher taxes*

Prefer not to answer, Prefer not to answer, Asian/Pacific Islander, Years of residency: 16 to 20 years, Children in home: Prefer not to answer, Own a business in Dunwoody: Yes

Question: What is the most important issue facing Dunwoody today?

Answer: *Though our address zipcode has been changed for many years from City of Doraville and then City of Atlanta to City of Dunwoody; most of government websites and Postal Dept show as City of Doraville. That reduces the home value when compared to homes in Dunwoody. We pay equal taxes like people residing in Perimeter area so that needs to be fixed first. Crime and Theft, and Traffic Conjunction are 2nd on the list.*

Male, 50-64, Black/African American, Years of residency: 21 years and over, Children in home: No, Own a business in Dunwoody: No

Question: What is the most important issue facing Dunwoody today?

Answer: *Competing with Sandy Springs and Alpharetta in terms of a legit downtown or entertainment district*

Female, Prefer not to answer, White/Caucasian, Years of residency: 21 years and over, Children in home: No, Own a business in Dunwoody: No

Question: What is the most important issue facing Dunwoody today?

Answer: *Increasing taxes*

Male, 50-64, Black/African American, Years of residency: 6 to 10 years, Children in home: No, Own a business in Dunwoody: No

Question: What is the most important issue facing Dunwoody today?

Answer: *Traffic Crime Zone Issues*

Prefer not to answer, 50-64, Prefer not to answer, Years of residency: 21 years and over, Children in home: No, Own a business in Dunwoody: No

Question: What is the most important issue facing Dunwoody today?

Answer: *Poorly run school system*

Male, 40-49, Latino/Hispanic, Years of residency: 6 to 10 years, Children in home: Yes, Own a business in Dunwoody: No

Question: What is the most important issue facing Dunwoody today?

Answer: *Traffic, too many banks and urgent care. Limited areas to hang out with family*

Female, 18-29, White/Caucasian, Years of residency: 4 to 5 years, Children in home: No, Own a business in Dunwoody: No

Question: What is the most important issue facing Dunwoody today?

Answer: *Walkable areas - not only shopping centers, but, large paths throughout the city. We need less parking lots in the village and more community areas, like Alpharetta or Suwannee*

Male, 18-29, White/Caucasian, Years of residency: Less than 1 year, Children in home: No, Own a business in Dunwoody: No

Question: What is the most important issue facing Dunwoody today?

Answer: *Rising house prices*

Female, 18-29, White/Caucasian, Years of residency: 16 to 20 years, Children in home: No, Own a business in Dunwoody: No



Question: What is the most important issue facing Dunwoody today?

Answer: *No enough bike lanes, constant construction,*

Male, 50-64, White/Caucasian, Years of residency: 21 years and over, Children in home: No, Own a business in Dunwoody: No

Question: What is the most important issue facing Dunwoody today?

Answer: *Traffic and crime. Chamblee Dunwoody Rd needs to be widened north of Mt Vernon. Need to pull one more southbound lane from Roberts Dr to Nandina Lane. Northbound can remain one lane and keep the center turn lane.*

Male, 65+, White/Caucasian, Years of residency: 21 years and over, Children in home: No, Own a business in Dunwoody: No

Question: What is the most important issue facing Dunwoody today?

Answer: *Traffic.*

Male, 50-64, More than one race, Years of residency: 21 years and over, Children in home: No, Own a business in Dunwoody: No

Question: What is the most important issue facing Dunwoody today?

Answer: *Crime particularly around the Mall. Traffic on primary roads.*

Male, 40-49, White/Caucasian, Years of residency: 6 to 10 years, Children in home: Yes, Own a business in Dunwoody: Yes

Question: What is the most important issue facing Dunwoody today?

Answer: *The lack of interesting restaurants, nightlife, green space, and walkable / bikeable areas. The vocal elderly minority advocating clinging on to the strip-mall-from-the-70s aesthetic is holding Dunwoody back from attracting new residents that aren't just interested in in-person banking. Adding a QT and bunch more generic chain restaurants where the previous generic chain restaurants were is not really chipping away at the problem. That said, for all of my complaining, I'm very excited to try superica (which I should be able to safely bike to, but can't). The key frustration for my family is that we believe Dunwoody could be so much better. It has tremendous potential, and we see neighboring communities continuing to grow, diversify, and get new and interesting restaurants. And we get more banks.*

Female, 30-39, Black/African American, Years of residency: 2 to 3 years, Children in home: No, Own a business in Dunwoody: No

Question: What is the most important issue facing Dunwoody today?



Answer: *The never ending construction and traffic*

Female, 65+, Latino/Hispanic, Years of residency: 4 to 5 years, Children in home: No, Own a business in Dunwoody: No

Question: What is the most important issue facing Dunwoody today?

Answer: *Safety!*

Male, 40-49, Latino/Hispanic, Years of residency: 4 to 5 years, Children in home: Yes, Own a business in Dunwoody: No

Question: What is the most important issue facing Dunwoody today?

Answer: *Amenities - Not enough sidewalks, or turning lanes. The water utility site is old and needs to be brought current. Garbage service is super super strict on what they pickup. Based on home value increases general beautification of the town feels needed. Let's not go with the cheapest option but try and do something we're really proud of.*

Male, 50-64, White/Caucasian, Years of residency: 21 years and over, Children in home: No, Own a business in Dunwoody: Yes

Question: What is the most important issue facing Dunwoody today?

Answer: *Traffic*

Male, 50-64, White/Caucasian, Years of residency: 6 to 10 years, Children in home: Yes, Own a business in Dunwoody: No

Question: What is the most important issue facing Dunwoody today?

Answer: *Over crowded schools with too many portable classrooms.*

Male, 18-29, Asian/Pacific Islander, Years of residency: 2 to 3 years, Children in home: No, Own a business in Dunwoody: No

Question: What is the most important issue facing Dunwoody today?

Answer: *crime*

Male, 50-64, White/Caucasian, Years of residency: 21 years and over, Children in home: No, Own a business in Dunwoody: No

Question: What is the most important issue facing Dunwoody today?

Answer: *Traffic around Perimeter mall and Hammond Drive*



Female, 30-39, Asian/Pacific Islander, Years of residency: 2 to 3 years, Children in home: No, Own a business in Dunwoody: No

Question: What is the most important issue facing Dunwoody today?

Answer: *Traffic, trash*

Female, 50-64, Asian/Pacific Islander, Years of residency: 16 to 20 years, Children in home: No, Own a business in Dunwoody: No

Question: What is the most important issue facing Dunwoody today?

Answer: *Crime*

Male, 40-49, White/Caucasian, Years of residency: 4 to 5 years, Children in home: Yes, Own a business in Dunwoody: No

Question: What is the most important issue facing Dunwoody today?

Answer: *Hate crime and strength of public schools*

Male, 18-29, Black/African American, Years of residency: 16 to 20 years, Children in home: No, Own a business in Dunwoody: No

Question: What is the most important issue facing Dunwoody today?

Answer: *Making Dunwoody into less of a sleepy town. Opening up businesses than are open at night.*

Male, 65+, White/Caucasian, Years of residency: 6 to 10 years, Children in home: No, Own a business in Dunwoody: No

Question: What is the most important issue facing Dunwoody today?

Answer: *Roads*

Prefer not to answer, 40-49, Prefer not to answer, Years of residency: 2 to 3 years, Children in home: No, Own a business in Dunwoody: No

Question: What is the most important issue facing Dunwoody today?

Answer: *Crime*

Male, 18-29, White/Caucasian, Years of residency: Less than 1 year, Children in home: No, Own a business in Dunwoody: No

Question: What is the most important issue facing Dunwoody today?

Answer: *Availability of parks*

Male, 50-64, Latino/Hispanic, Years of residency: 21 years and over, Children in home: Yes, Own a business in Dunwoody: No

Question: What is the most important issue facing Dunwoody today?

Answer: *Traffic*

Female, 50-64, Other, Years of residency: 21 years and over, Children in home: No, Own a business in Dunwoody: No

Question: What is the most important issue facing Dunwoody today?

Answer: *Expansion of 285. Outgrowing the schools. Traffic & noise*

Male, 40-49, White/Caucasian, Years of residency: 6 to 10 years, Children in home: Yes, Own a business in Dunwoody: No

Question: What is the most important issue facing Dunwoody today?

Answer: *Safety*

Male, 18-29, White/Caucasian, Years of residency: 4 to 5 years, Children in home: No, Own a business in Dunwoody: No

Question: What is the most important issue facing Dunwoody today?

Answer: *Homelessness and litter in the perimeter area/Ashdod lane area*

Male, 18-29, White/Caucasian, Years of residency: 21 years and over, Children in home: No, Own a business in Dunwoody: No

Question: What is the most important issue facing Dunwoody today?

Answer: *Traffic, sustainable urban planning, and improving walkability.*

Female, 18-29, Asian/Pacific Islander, Years of residency: Less than 1 year, Children in home: No, Own a business in Dunwoody: No

Question: What is the most important issue facing Dunwoody today?

Answer: *Providing affordable housing and transportation options for new residents*

Male, 65+, White/Caucasian, Years of residency: 21 years and over, Children in home: No, Own a business in Dunwoody: No

Question: What is the most important issue facing Dunwoody today?

Answer: *Traffic patterns*

Female, 18-29, Black/African American, Years of residency: 2 to 3 years, Children in home: No, Own a business in Dunwoody: No

Question: What is the most important issue facing Dunwoody today?

Answer: *I'm not sure. The only con for me is the traffic.*

Male, 65+, White/Caucasian, Years of residency: 21 years and over, Children in home: No, Own a business in Dunwoody: No

Question: What is the most important issue facing Dunwoody today?

Answer: *Unneeded expenditures on Unneeded Paths*

Female, 50-64, More than one race, Years of residency: 11 to 15 years, Children in home: Yes, Own a business in Dunwoody: No

Question: What is the most important issue facing Dunwoody today?

Answer: *School overcrowding, aging buildings, public education quality*

Female, 30-39, Black/African American, Years of residency: 2 to 3 years, Children in home: No, Own a business in Dunwoody: Yes

Question: What is the most important issue facing Dunwoody today?

Answer: *More food pantry options for the food insecure*

Male, 65+, White/Caucasian, Years of residency: 21 years and over, Children in home: No, Own a business in Dunwoody: Yes

Question: What is the most important issue facing Dunwoody today?

Answer: *Economic Development. We continue to miss opportunities in encouraging entrepreneurship. We need a business incubator. We have paid for a plan but nothing is moving forward. Peachtree Corners, Alpharetta and Savannah are experiencing significant small business growth while Dunwoody sits on the sideline. It is time for us It is time for Dunwoody to focus on this important opportunity as our core strategy suggest.*

Male, 18-29, White/Caucasian, Years of residency: 2 to 3 years, Children in home: No, Own a business in Dunwoody: No

Question: What is the most important issue facing Dunwoody today?

Answer: *Urban design, would love to see more efforts to make walking/pedestrian friendly.*

Male, 65+, White/Caucasian, Years of residency: 21 years and over, Children in home: No, Own a business in Dunwoody: No

Question: What is the most important issue facing Dunwoody today?

Answer: *Traffic. Congestion. Lack of green space.*

Female, 18-29, White/Caucasian, Years of residency: Less than 1 year, Children in home: No, Own a business in Dunwoody: No

Question: What is the most important issue facing Dunwoody today?

Answer: *Crime! Especially near Perimeter Mall*

Male, 65+, White/Caucasian, Years of residency: 21 years and over, Children in home: No, Own a business in Dunwoody: No

Question: What is the most important issue facing Dunwoody today?

Answer: *Uncertain*

Male, 65+, White/Caucasian, Years of residency: 21 years and over, Children in home: No, Own a business in Dunwoody: No

Question: What is the most important issue facing Dunwoody today?

Answer: *Major cities around Dunwoody have made major upgrades to their cities making them very attractive and enticing for drawing new families, increasing their populations and tax basis.*

Prefer not to answer, Prefer not to answer, Prefer not to answer, Years of residency: 16 to 20 years, Children in home: Prefer not to answer, Own a business in Dunwoody: No

Question: What is the most important issue facing Dunwoody today?

Answer: *School overcrowding and trailers Loss of community Over development, construction projects not being finished, litter trash and damaged roads*

Female, 50-64, Black/African American, Years of residency: 6 to 10 years, Children in home: No, Own a business in Dunwoody: No

Question: What is the most important issue facing Dunwoody today?

Answer: *Increase in crime, homelessness, unclean(trash, rat problem, etc)*

Prefer not to answer, Prefer not to answer, Prefer not to answer, Years of residency: 21 years and over, Children in home: No, Own a business in Dunwoody: Yes

Question: What is the most important issue facing Dunwoody today?

Answer: *New rep restating looking to spend money, take on debt*

Female, 18-29, White/Caucasian, Years of residency: 2 to 3 years, Children in home: No, Own a business in Dunwoody: No

Question: What is the most important issue facing Dunwoody today?

Answer: *Lack of entertainment opportunities outside of business needs*

Female, 50-64, Black/African American, Years of residency: Less than 1 year, Children in home: No, Own a business in Dunwoody: No

Question: What is the most important issue facing Dunwoody today?

Answer: *Development and traffic*

Male, 65+, White/Caucasian, Years of residency: 16 to 20 years, Children in home: No, Own a business in Dunwoody: No

Question: What is the most important issue facing Dunwoody today?

Answer: *SPENDING MONEY on sidewalks that are not necessary*

Male, 65+, White/Caucasian, Years of residency: 21 years and over, Children in home: No, Own a business in Dunwoody: No

Question: What is the most important issue facing Dunwoody today?

Answer: *PATH*

Female, 50-64, Black/African American, Years of residency: 11 to 15 years, Children in home: No, Own a business in Dunwoody: No

Question: What is the most important issue facing Dunwoody today?

Answer: *Streets need paving*

Male, 65+, White/Caucasian, Years of residency: 21 years and over, Children in home: No, Own a business in Dunwoody: No

Question: What is the most important issue facing Dunwoody today?

Answer: *Prevention of crime.*

Male, 65+, White/Caucasian, Years of residency: 11 to 15 years, Children in home: No, Own a business in Dunwoody: No

Question: What is the most important issue facing Dunwoody today?

Answer: *Don't destroy residential neighborhoods with unnecessary trails!!*

Female, Prefer not to answer, White/Caucasian, Years of residency: 21 years and over, Children in home: No, Own a business in Dunwoody: No

Question: What is the most important issue facing Dunwoody today?

Answer: *Excess apartment building in the perimeter center area. Safety in mall area.*

Male, 65+, White/Caucasian, Years of residency: 21 years and over, Children in home: No, Own a business in Dunwoody: No

Question: What is the most important issue facing Dunwoody today?

Answer: *Crime around Perimeter Mall*

Male, 65+, White/Caucasian, Years of residency: 21 years and over, Children in home: No, Own a business in Dunwoody: No

Question: What is the most important issue facing Dunwoody today?

Answer: *we don't need any paths nor do we need to pass any bond issues*

Male, 65+, White/Caucasian, Years of residency: 6 to 10 years, Children in home: No, Own a business in Dunwoody: No

Question: What is the most important issue facing Dunwoody today?

Answer: *progressive high density overbuilding*

Prefer not to answer, 40-49, Prefer not to answer, Years of residency: 4 to 5 years, Children in home: Yes, Own a business in Dunwoody: No

Question: What is the most important issue facing Dunwoody today?

Answer: *Keeping the area a nice place to live, in the face of huge population, traffic, and business growth.*

Male, 65+, White/Caucasian, Years of residency: 21 years and over, Children in home: No, Own a business in Dunwoody: No

Question: What is the most important issue facing Dunwoody today?

Answer: *Public safety*

Female, 30-39, Black/African American, Years of residency: Less than 1 year, Children in home: No, Own a business in Dunwoody: No

Question: What is the most important issue facing Dunwoody today?

Answer: *The road conditions. They are awful.*

Prefer not to answer, 40-49, Prefer not to answer, Years of residency: 16 to 20 years, Children in home: Yes, Own a business in Dunwoody: No

Question: What is the most important issue facing Dunwoody today?

Answer: *The over proliferation of bank branches and urgent care centers versus restaurants, bar and other places for family to enjoy time together. Dunwoody Village could be reinvented usefully, but at present is highly unremarkable. The incredibly slow pace of 285 progress also needs oversight.*

Male, 65+, White/Caucasian, Years of residency: 21 years and over, Children in home: No, Own a business in Dunwoody: No

Question: What is the most important issue facing Dunwoody today?

Answer: *Condition of streets and abandoned shopping areas.*

Female, 18-29, White/Caucasian, Years of residency: 2 to 3 years, Children in home: No, Own a business in Dunwoody: No

Question: What is the most important issue facing Dunwoody today?

Answer: *Lack of a town center*

Prefer not to answer, 50-64, Prefer not to answer, Years of residency: 4 to 5 years, Children in home: No, Own a business in Dunwoody: No

Question: What is the most important issue facing Dunwoody today?

Answer: *High taxes and increased crime.*

Prefer not to answer, Prefer not to answer, Prefer not to answer, Years of residency: 21 years and over, Children in home: No, Own a business in Dunwoody: Yes

Question: What is the most important issue facing Dunwoody today?

Answer: *Crime! Gun shooting at Perimeter Mall, murders at Kroger, theft at post office, theft of mail boxes on our street, car break-ins on our street, items stolen out of our garage (now we keep closed at all times).*

Male, 18-29, White/Caucasian, Years of residency: Less than 1 year, Children in home: Yes, Own a business in Dunwoody: No

Question: What is the most important issue facing Dunwoody today?

Answer: *Disparity in quality between the different elementary schools. Lack of public spaces and kids parks on the upper east side of Dunwoody, particularly near the Brooke Farm Neighborhood.*

Male, 65+, White/Caucasian, Years of residency: 21 years and over, Children in home: No, Own a business in Dunwoody: No

Question: What is the most important issue facing Dunwoody today?

Answer: *Traffic*

Male, 40-49, White/Caucasian, Years of residency: 6 to 10 years, Children in home: No, Own a business in Dunwoody: No

Question: What is the most important issue facing Dunwoody today?

Answer: *Traffic and better leisure businesses. Let's get good restaurants. I'm also mindful of crime but Dunwoody is still safe.*

Male, 65+, White/Caucasian, Years of residency: 2 to 3 years, Children in home: No, Own a business in Dunwoody: No

Question: What is the most important issue facing Dunwoody today?

Answer: *Traffic management including long wait times at certain intersections when no traffic exists. Also ignoring problem of turns on two lane roads with no way for following cars to get around the turning car*

Male, 65+, White/Caucasian, Years of residency: 16 to 20 years, Children in home: No, Own a business in Dunwoody: Yes

Question: What is the most important issue facing Dunwoody today?

Answer: *Crime*

Male, 40-49, White/Caucasian, Years of residency: 6 to 10 years, Children in home: Yes, Own a business in Dunwoody: No

Question: What is the most important issue facing Dunwoody today?

Answer: *I'm going to give 2: a) The ability to grow infrastructure to keep up with the economic development & population growth b) The schools, which are not run by the city of Dunwoody, but degrade its reputation due to the persistent mismanagement by Dekalb County.*

Female, 18-29, Latino/Hispanic, Years of residency: 21 years and over, Children in home: Prefer not to answer, Own a business in Dunwoody: No

Question: What is the most important issue facing Dunwoody today?

Answer: *Traffic.*

Male, 65+, White/Caucasian, Years of residency: 21 years and over, Children in home: No, Own a business in Dunwoody: No

Question: What is the most important issue facing Dunwoody today?

Answer: *Traffic*

Male, Prefer not to answer, White/Caucasian, Years of residency: 21 years and over, Children in home: No, Own a business in Dunwoody: No

Question: What is the most important issue facing Dunwoody today?

Answer: *Government growth and regulation*

Prefer not to answer, Prefer not to answer, Prefer not to answer, Years of residency: 21 years and over, Children in home: Prefer not to answer, Own a business in Dunwoody: No

Question: What is the most important issue facing Dunwoody today?

Answer: *Lack of funds for repaving streets and roads*

Male, 65+, White/Caucasian, Years of residency: 21 years and over, Children in home: No, Own a business in Dunwoody: No

Question: What is the most important issue facing Dunwoody today?

Answer: *Traffic*

Other, 40-49, Black/African American, Years of residency: 21 years and over, Children in home: Yes, Own a business in Dunwoody: No

Question: What is the most important issue facing Dunwoody today?

Answer: *Spending too much money for parks that we don't have or need.*

Male, 65+, White/Caucasian, Years of residency: 21 years and over, Children in home: No, Own a business in Dunwoody: No

Question: What is the most important issue facing Dunwoody today?

Answer: *Safety*

Male, 18-29, White/Caucasian, Years of residency: 2 to 3 years, Children in home: No, Own a business in Dunwoody: No

Question: What is the most important issue facing Dunwoody today?

Answer: *Police and roadways*

Female, 18-29, More than one race, Years of residency: 2 to 3 years, Children in home: No, Own a business in Dunwoody: No

Question: What is the most important issue facing Dunwoody today?

Answer: *No access to gymnastics programming*

Male, Prefer not to answer, White/Caucasian, Years of residency: 21 years and over, Children in home: No, Own a business in Dunwoody: No

Question: What is the most important issue facing Dunwoody today?

Answer: *QUALITY development*

Prefer not to answer, 30-39, Prefer not to answer, Years of residency: 4 to 5 years, Children in home: No, Own a business in Dunwoody: Yes

Question: What is the most important issue facing Dunwoody today?



Answer: *The public walking path they want to add behind my private peaceful creek view*

Female, 30-39, Asian/Pacific Islander, Years of residency: 6 to 10 years, Children in home: No, Own a business in Dunwoody: No

Question: What is the most important issue facing Dunwoody today?

Answer: *A lot of constructions ongoing everywhere*

Prefer not to answer, Prefer not to answer, Prefer not to answer, Years of residency: 21 years and over, Children in home: Prefer not to answer, Own a business in Dunwoody: No

Question: What is the most important issue facing Dunwoody today?

Answer: *Controlled Development*

Prefer not to answer, Prefer not to answer, Prefer not to answer, Years of residency: 21 years and over, Children in home: Prefer not to answer, Own a business in Dunwoody: No

Question: What is the most important issue facing Dunwoody today?

Answer: *Overbuilding of rental properties.*

Female, 18-29, Asian/Pacific Islander, Years of residency: 2 to 3 years, Children in home: No, Own a business in Dunwoody: No

Question: What is the most important issue facing Dunwoody today?

Answer: *Affordable housing*

Female, 30-39, Black/African American, Years of residency: Less than 1 year, Children in home: No, Own a business in Dunwoody: No

Question: What is the most important issue facing Dunwoody today?

Answer: *I'm not sure*

Female, 50-64, Asian/Pacific Islander, Years of residency: 6 to 10 years, Children in home: No, Own a business in Dunwoody: No

Question: What is the most important issue facing Dunwoody today?

Answer: *Store or restaurants going out of business is first; second is need for improvements on recreation and wellness such as community pools, more parks, more trails, more camps (athletic, yoga, kids camps and classes (art, special interests) for both kids and adults; third: more focus on environment such as recycling centers.*

Female, 40-49, Latino/Hispanic, Years of residency: 6 to 10 years, Children in home: Yes, Own a business in Dunwoody: Yes

Question: What is the most important issue facing Dunwoody today?

Answer: *Traffic and security*

Male, 18-29, White/Caucasian, Years of residency: Less than 1 year, Children in home: No, Own a business in Dunwoody: No

Question: What is the most important issue facing Dunwoody today?

Answer: *Need more basketball courts! Nice ones! They get so crowded! And the construction on the roads makes the city look terrible*

Female, 18-29, White/Caucasian, Years of residency: 2 to 3 years, Children in home: No, Own a business in Dunwoody: No

Question: What is the most important issue facing Dunwoody today?

Answer: *Traffic*

Male, 50-64, Latino/Hispanic, Years of residency: 16 to 20 years, Children in home: Yes, Own a business in Dunwoody: No

Question: What is the most important issue facing Dunwoody today?

Answer: *Los bosques*

Prefer not to answer, 30-39, Black/African American, Years of residency: 2 to 3 years, Children in home: No, Own a business in Dunwoody: No

Question: What is the most important issue facing Dunwoody today?

Answer: *Too many townhomes and condos. Not enough improvements at exit for Dunwoody on 285 NW*

Female, 18-29, White/Caucasian, Years of residency: Less than 1 year, Children in home: No, Own a business in Dunwoody: No

Question: What is the most important issue facing Dunwoody today?

Answer: *Traffic? Homeless by Marta stations? Not many issues in my opinion.*

Prefer not to answer, 50-64, Prefer not to answer, Years of residency: 16 to 20 years, Children in home: Prefer not to answer, Own a business in Dunwoody: Yes

Question: What is the most important issue facing Dunwoody today?

Answer: *Traffic, rise in Crime and the construction of these ugly sidewalks and proposals for trails that will bring crime into our neighborhoods*

Female, 40-49, Asian/Pacific Islander, Years of residency: 4 to 5 years, Children in home: Yes, Own a business in Dunwoody: No

Question: What is the most important issue facing Dunwoody today?

Answer: *Traffic congestion on popular streets*

Female, 18-29, White/Caucasian, Years of residency: 2 to 3 years, Children in home: No, Own a business in Dunwoody: No

Question: What is the most important issue facing Dunwoody today?

Answer: *Rent prices too high*

Male, 18-29, White/Caucasian, Years of residency: Less than 1 year, Children in home: No, Own a business in Dunwoody: No

Question: What is the most important issue facing Dunwoody today?

Answer: *Housing, pedestrian infrastructure*

Prefer not to answer, Prefer not to answer, Prefer not to answer, Years of residency: 21 years and over, Children in home: Prefer not to answer, Own a business in Dunwoody: No

Question: What is the most important issue facing Dunwoody today?

Answer: *Traffic and safety*

Prefer not to answer, Prefer not to answer, Prefer not to answer, Years of residency: 21 years and over, Children in home: Prefer not to answer, Own a business in Dunwoody: No

Question: What is the most important issue facing Dunwoody today?

Answer: *Several issues: Need for additional street lamps in neighborhoods. Pedestrians should be aware of their surroundings. They pay little attention to crosswalk signals and are using their cell phones without regard to their personal safety. Cyclists do not follow traffic laws. Too many tax dollars spent on parks. We do not need to be connected to any cities by way of trails.*

Male, 18-29, White/Caucasian, Years of residency: 16 to 20 years, Children in home: Yes, Own a business in Dunwoody: Yes

Question: What is the most important issue facing Dunwoody today?

Answer: *Traffic*

Male, 40-49, Asian/Pacific Islander, Years of residency: 6 to 10 years, Children in home: Yes, Own a business in Dunwoody: Yes

Question: What is the most important issue facing Dunwoody today?

Answer: *Lack of a thriving commercial and entertainment center*

Male, 18-29, Latino/Hispanic, Years of residency: 2 to 3 years, Children in home: No, Own a business in Dunwoody: No

Question: What is the most important issue facing Dunwoody today?

Answer: *I am pretty happy with the city of Dunwoody, actually.*

Female, 50-64, Black/African American, Years of residency: 4 to 5 years, Children in home: Yes, Own a business in Dunwoody: No

Question: What is the most important issue facing Dunwoody today?

Answer: *Development and community safety*

Female, 50-64, Black/African American, Years of residency: 2 to 3 years, Children in home: No, Own a business in Dunwoody: No

Question: What is the most important issue facing Dunwoody today?

Answer: *Affordable housing.*

VERBATIM RESPONSES

QUESTION 3

City of Dunwoody – Community Survey

Verbatim Responses: Question 3

Female, 18-29, White/Caucasian, Years of residency: 16 to 20 years, Children in home: No, Own a business in Dunwoody: No

Question: What do you like the most about living in Dunwoody?

Answer: *Great community*

Female, 30-39, Black/African American, Years of residency: 4 to 5 years, Children in home: No, Own a business in Dunwoody: No

Question: What do you like the most about living in Dunwoody?

Answer: *The neighborhood feel.*

Male, 18-29, Prefer not to answer, Years of residency: 21 years and over, Children in home: No, Own a business in Dunwoody: No

Question: What do you like the most about living in Dunwoody?

Answer: *Access to highway*

Male, 30-39, Asian/Pacific Islander, Years of residency: 6 to 10 years, Children in home: Yes, Own a business in Dunwoody: No

Question: What do you like the most about living in Dunwoody?

Answer: *Good parks and food options*

Female, 65+, Latino/Hispanic, Years of residency: 16 to 20 years, Children in home: No, Own a business in Dunwoody: No

Question: What do you like the most about living in Dunwoody?

Answer: *It is a great, little city that has good schools and good police. The mayor and her people are good.*

Male, 30-39, Asian/Pacific Islander, Years of residency: Less than 1 year, Children in home: No, Own a business in Dunwoody: No

Question: What do you like the most about living in Dunwoody?

Answer: *I like the suburban parks that we have, open spaces, and the quality of roads and infrastructures.*

Female, 30-39, Black/African American, Years of residency: 2 to 3 years, Children in home: Yes, Own a business in Dunwoody: No

Question: What do you like the most about living in Dunwoody?

Answer: *Quite serene easy access to the city of Atlanta and neighbor to my favorite city, Sandy Springs. Neighbors are nice*

Male, 40-49, Black/African American, Years of residency: 11 to 15 years, Children in home: Yes, Own a business in Dunwoody: No

Question: What do you like the most about living in Dunwoody?

Answer: *I like the convenience and proximity of being in and around the Atlanta people. I mean, you could say that the geographic of Metro Atlanta is convenient.*

Female, 40-49, Asian/Pacific Islander, Years of residency: 11 to 15 years, Children in home: Yes, Own a business in Dunwoody: No

Question: What do you like the most about living in Dunwoody?

Answer: *Close to the city \ Brook run park*

Female, 30-39, Black/African American, Years of residency: 2 to 3 years, Children in home: No, Own a business in Dunwoody: No

Question: What do you like the most about living in Dunwoody?

Answer: *It's convenient to the highway. And everything you need is close by, i.e. grocery stores, shopping, restaurants, doctor's offices, etc.*

Female, 40-49, Black/African American, Years of residency: 6 to 10 years, Children in home: Yes, Own a business in Dunwoody: No

Question: What do you like the most about living in Dunwoody?

Answer: *It would be the work, live and play culture.*

Female, 50-64, Black/African American, Years of residency: 16 to 20 years, Children in home: No, Own a business in Dunwoody: No

Question: What do you like the most about living in Dunwoody?

Answer: *I like the location and area. The parks, mall and other restaurants are near.*

Female, 40-49, Black/African American, Years of residency: 6 to 10 years, Children in home: No, Own a business in Dunwoody: No

Question: What do you like the most about living in Dunwoody?

Answer: *Brooke Run Park and fine dining*

Male, 65+, Black/African American, Years of residency: 21 years and over, Children in home: No, Own a business in Dunwoody: Yes

Question: What do you like the most about living in Dunwoody?

Answer: *You feel like you are in a very safe residential community. I like that we don't have a lot of retail. We mostly have small community parks and homes.*

Female, 40-49, Black/African American, Years of residency: 6 to 10 years, Children in home: Yes, Own a business in Dunwoody: No

Question: What do you like the most about living in Dunwoody?

Answer: *It is a well-run city.*

Female, 50-64, Latino/Hispanic, Years of residency: 21 years and over, Children in home: No, Own a business in Dunwoody: Yes

Question: What do you like the most about living in Dunwoody?

Answer: *It is a convenient location.*

Female, 30-39, Black/African American, Years of residency: 4 to 5 years, Children in home: Yes, Own a business in Dunwoody: No

Question: What do you like the most about living in Dunwoody?

Answer: *It would be the quality of elementary schools.*

Male, 50-64, Black/African American, Years of residency: 21 years and over, Children in home: Yes, Own a business in Dunwoody: No

Question: What do you like the most about living in Dunwoody?

Answer: *I like the environment because it is good.*

Female, 40-49, Black/African American, Years of residency: 6 to 10 years, Children in home: Yes, Own a business in Dunwoody: No

Question: What do you like the most about living in Dunwoody?

Answer: *It is a walkable city.*

Female, 50-64, Black/African American, Years of residency: 11 to 15 years, Children in home: Yes, Own a business in Dunwoody: No

Question: What do you like the most about living in Dunwoody?

Answer: *I like the easy location to everything that I need.*

Male, 18-29, White/Caucasian, Years of residency: 16 to 20 years, Children in home: No, Own a business in Dunwoody: No

Question: What do you like the most about living in Dunwoody?

Answer: *I like the community and restaurants the most.*

Male, 65+, Black/African American, Years of residency: 21 years and over, Children in home: No, Own a business in Dunwoody: No

Question: What do you like the most about living in Dunwoody?

Answer: *It is quiet. I can get around to any place without the hassle of the traffic.*

Male, 50-64, Black/African American, Years of residency: 16 to 20 years, Children in home: No, Own a business in Dunwoody: No

Question: What do you like the most about living in Dunwoody?

Answer: *They are the restaurants. There are in the immediate areas.*

Male, 65+, Black/African American, Years of residency: 16 to 20 years, Children in home: No, Own a business in Dunwoody: No

Question: What do you like the most about living in Dunwoody?

Answer: *I like the roads and shopping areas.*

Male, 40-49, Asian/Pacific Islander, Years of residency: 6 to 10 years, Children in home: Yes, Own a business in Dunwoody: No

Question: What do you like the most about living in Dunwoody?

Answer: *It is the locality. The stores are very local.*

Female, 65+, Black/African American, Years of residency: 21 years and over, Children in home: No, Own a business in Dunwoody: No

Question: What do you like the most about living in Dunwoody?

Answer: *I like the idea of the people cooperating with what they should do in order to get things done. I like how the government operates and follow through.*

Female, 30-39, Black/African American, Years of residency: 6 to 10 years, Children in home: Yes, Own a business in Dunwoody: No

Question: What do you like the most about living in Dunwoody?

Answer: *It is a close proximity. It has fine dining restaurants, shopping centers, and good schools.*

Female, 50-64, Black/African American, Years of residency: 4 to 5 years, Children in home: No, Own a business in Dunwoody: No

Question: What do you like the most about living in Dunwoody?

Answer: *It is clean.*

Female, 40-49, Black/African American, Years of residency: Prefer not to answer, Children in home: No, Own a business in Dunwoody: No

Question: What do you like the most about living in Dunwoody?

Answer: *It is quiet.*

Male, 18-29, White/Caucasian, Years of residency: 11 to 15 years, Children in home: No, Own a business in Dunwoody: No

Question: What do you like the most about living in Dunwoody?

Answer: *It is a good location. It is close to the other towns, like Atlanta. It is right in the middle of other things.*

Male, 40-49, Latino/Hispanic, Years of residency: 2 to 3 years, Children in home: Yes, Own a business in Dunwoody: No

Question: What do you like the most about living in Dunwoody?

Answer: *It is very peaceful.*



Male, 50-64, Latino/Hispanic, Years of residency: 4 to 5 years, Children in home: Yes, Own a business in Dunwoody: No

Question: What do you like the most about living in Dunwoody?

Answer: *The school is good and the crime rates are low.*

Male, 40-49, Black/African American, Years of residency: 6 to 10 years, Children in home: Yes, Own a business in Dunwoody: No

Question: What do you like the most about living in Dunwoody?

Answer: *It is the neighborhood feel. It aligns with my values.*

Male, 18-29, White/Caucasian, Years of residency: 4 to 5 years, Children in home: No, Own a business in Dunwoody: No

Question: What do you like the most about living in Dunwoody?

Answer: *It is urban, but they keep a good amount of the natural environment around. Trees are protected. It is a nice spot if you are living in Atlanta.*

Female, 50-64, Latino/Hispanic, Years of residency: 21 years and over, Children in home: No, Own a business in Dunwoody: No

Question: What do you like the most about living in Dunwoody?

Answer: *I like the availability of places to walk to. I like to walk around my city or I would just say infrastructure.*

Male, 18-29, Black/African American, Years of residency: 6 to 10 years, Children in home: No, Own a business in Dunwoody: No

Question: What do you like the most about living in Dunwoody?

Answer: *A lot of places are close by.*

Female, 50-64, Black/African American, Years of residency: 6 to 10 years, Children in home: No, Own a business in Dunwoody: No

Question: What do you like the most about living in Dunwoody?

Answer: *Quiet community with beautiful trails and convenient to interstate and shopping*

Female, 50-64, Black/African American, Years of residency: 21 years and over, Children in home: No, Own a business in Dunwoody: No

Question: What do you like the most about living in Dunwoody?

Answer: *It is a quiet community with lots of amenities.*

Male, 65+, Black/African American, Years of residency: 16 to 20 years, Children in home: No, Own a business in Dunwoody: No

Question: What do you like the most about living in Dunwoody?

Answer: *I like the police officers and how they keep the environment. I always love Dunwoody.*

Female, 50-64, Latino/Hispanic, Years of residency: 2 to 3 years, Children in home: No, Own a business in Dunwoody: No

Question: What do you like the most about living in Dunwoody?

Answer: *It's safe! Not a lot of crime*

Female, 50-64, Black/African American, Years of residency: 6 to 10 years, Children in home: No, Own a business in Dunwoody: No

Question: What do you like the most about living in Dunwoody?

Answer: *Close enough to everything and far enough for peaceful living and security*

Female, 40-49, Black/African American, Years of residency: 11 to 15 years, Children in home: No, Own a business in Dunwoody: No

Question: What do you like the most about living in Dunwoody?

Answer: *The location is prime. The area is clean and I feel safe for the most part. Ample recreational activities are available.*

Female, 50-64, Black/African American, Years of residency: Less than 1 year, Children in home: No, Own a business in Dunwoody: No

Question: What do you like the most about living in Dunwoody?

Answer: *Low crime*

Female, 40-49, Black/African American, Years of residency: 11 to 15 years, Children in home: Yes, Own a business in Dunwoody: No

Question: What do you like the most about living in Dunwoody?

Answer: *Grocery stores, shopping convenience*



Female, Prefer not to answer, Black/African American, Years of residency: 11 to 15 years, Children in home: Prefer not to answer, Own a business in Dunwoody: No

Question: What do you like the most about living in Dunwoody?

Answer: *Convenience*

Male, 30-39, Black/African American, Years of residency: 6 to 10 years, Children in home: No, Own a business in Dunwoody: No

Question: What do you like the most about living in Dunwoody?

Answer: *My apt it self I have lots of space*

Female, 18-29, Black/African American, Years of residency: 4 to 5 years, Children in home: No, Own a business in Dunwoody: Yes

Question: What do you like the most about living in Dunwoody?

Answer: *I live close to everything, such as Walmart and restaurants. It is walkable to some degree.*

Female, 65+, Black/African American, Years of residency: 16 to 20 years, Children in home: No, Own a business in Dunwoody: No

Question: What do you like the most about living in Dunwoody?

Answer: *It is very safe.*

Female, 50-64, Black/African American, Years of residency: 11 to 15 years, Children in home: Yes, Own a business in Dunwoody: Yes

Question: What do you like the most about living in Dunwoody?

Answer: *It is a nice and pretty area. I like the retail conveniences and safe area. There is a high home value.*

Male, 18-29, White/Caucasian, Years of residency: 4 to 5 years, Children in home: No, Own a business in Dunwoody: No

Question: What do you like the most about living in Dunwoody?

Answer: *It is their accessibility. Geographically, it is accessible to the nearby towns.*

Male, 50-64, Black/African American, Years of residency: 11 to 15 years, Children in home: No, Own a business in Dunwoody: No



Question: What do you like the most about living in Dunwoody?

Answer: *I like the location and convenience.*

Female, 65+, Latino/Hispanic, Years of residency: 16 to 20 years, Children in home: No, Own a business in Dunwoody: No

Question: What do you like the most about living in Dunwoody?

Answer: *I like the residential areas.*

Male, 18-29, Latino/Hispanic, Years of residency: 2 to 3 years, Children in home: No, Own a business in Dunwoody: No

Question: What do you like the most about living in Dunwoody?

Answer: *It is a very family-oriented area. There is a lot to do and it is safe here.*

Male, 18-29, White/Caucasian, Years of residency: 21 years and over, Children in home: No, Own a business in Dunwoody: No

Question: What do you like the most about living in Dunwoody?

Answer: *It is quick to get to places. Foods are usually good, and the people are great.*

Female, 40-49, Latino/Hispanic, Years of residency: 4 to 5 years, Children in home: Yes, Own a business in Dunwoody: No

Question: What do you like the most about living in Dunwoody?

Answer: *We have everything close by. There are a lot of parks and restaurants.*

Female, 30-39, Latino/Hispanic, Years of residency: 4 to 5 years, Children in home: Yes, Own a business in Dunwoody: No

Question: What do you like the most about living in Dunwoody?

Answer: *There are more schools, parks, and more activities for the kids.*

Male, 30-39, Black/African American, Years of residency: 4 to 5 years, Children in home: No, Own a business in Dunwoody: No

Question: What do you like the most about living in Dunwoody?

Answer: *It is genuinely clean and easy to get to the highway.*



Female, 18-29, White/Caucasian, Years of residency: 21 years and over, Children in home: No, Own a business in Dunwoody: No

Question: What do you like the most about living in Dunwoody?

Answer: *I love the Dunwoody library and art center.*

Female, 40-49, White/Caucasian, Years of residency: 6 to 10 years, Children in home: Yes, Own a business in Dunwoody: No

Question: What do you like the most about living in Dunwoody?

Answer: *Proximity to Atlanta*

Prefer not to answer, 30-39, Prefer not to answer, Years of residency: 21 years and over, Children in home: No, Own a business in Dunwoody: No

Question: What do you like the most about living in Dunwoody?

Answer: *I like that I am near the city but there is so much nature. I like that I am safe yet I have access to Marta.*

Female, 30-39, White/Caucasian, Years of residency: 2 to 3 years, Children in home: Yes, Own a business in Dunwoody: No

Question: What do you like the most about living in Dunwoody?

Answer: *Proximity to Atlanta, city parks, dining and shopping options, neighborhood safety*

Female, 40-49, White/Caucasian, Years of residency: 6 to 10 years, Children in home: Yes, Own a business in Dunwoody: No

Question: What do you like the most about living in Dunwoody?

Answer: *It is safe and friendly*

Prefer not to answer, 40-49, Prefer not to answer, Years of residency: 11 to 15 years, Children in home: Yes, Own a business in Dunwoody: No

Question: What do you like the most about living in Dunwoody?

Answer: *Location*

Male, 50-64, Black/African American, Years of residency: 21 years and over, Children in home: No, Own a business in Dunwoody: No

Question: What do you like the most about living in Dunwoody?



Answer: *Shopping, restaurants, and parks.(Brookrun in particular).*

Female, 65+, White/Caucasian, Years of residency: 6 to 10 years, Children in home: No, Own a business in Dunwoody: No

Question: What do you like the most about living in Dunwoody?

Answer: *Close proximity to all my needs.*

Female, 50-64, White/Caucasian, Years of residency: 21 years and over, Children in home: No, Own a business in Dunwoody: No

Question: What do you like the most about living in Dunwoody?

Answer: *Proximity to everything and potential to be a great place to live*

Female, 65+, White/Caucasian, Years of residency: 21 years and over, Children in home: No, Own a business in Dunwoody: No

Question: What do you like the most about living in Dunwoody?

Answer: *Access to shops and restaurants, many sidewalks.*

Female, 50-64, White/Caucasian, Years of residency: 16 to 20 years, Children in home: Yes, Own a business in Dunwoody: No

Question: What do you like the most about living in Dunwoody?

Answer: *Location*

Female, 30-39, White/Caucasian, Years of residency: 4 to 5 years, Children in home: Yes, Own a business in Dunwoody: No

Question: What do you like the most about living in Dunwoody?

Answer: *Good schools (excluding middle) small town feel*

Male, 65+, White/Caucasian, Years of residency: 21 years and over, Children in home: No, Own a business in Dunwoody: No

Question: What do you like the most about living in Dunwoody?

Answer: *Convenience*

Male, 30-39, Asian/Pacific Islander, Years of residency: 2 to 3 years, Children in home: No, Own a business in Dunwoody: No

Question: What do you like the most about living in Dunwoody?

Answer: *The location and recreational activities provided by the city*

Female, 65+, White/Caucasian, Years of residency: 21 years and over, Children in home: No, Own a business in Dunwoody: No

Question: What do you like the most about living in Dunwoody?

Answer: *Convenience of the location to amenities I use.*

Female, 50-64, White/Caucasian, Years of residency: 21 years and over, Children in home: No, Own a business in Dunwoody: No

Question: What do you like the most about living in Dunwoody?

Answer: *Location, grew up here, family ties*

Female, 40-49, White/Caucasian, Years of residency: 2 to 3 years, Children in home: Yes, Own a business in Dunwoody: No

Question: What do you like the most about living in Dunwoody?

Answer: *Community feel & parks*

Female, 50-64, White/Caucasian, Years of residency: 21 years and over, Children in home: No, Own a business in Dunwoody: No

Question: What do you like the most about living in Dunwoody?

Answer: *feels like small town*

Female, 65+, White/Caucasian, Years of residency: 21 years and over, Children in home: No, Own a business in Dunwoody: No

Question: What do you like the most about living in Dunwoody?

Answer: *Location*

Female, 65+, White/Caucasian, Years of residency: 6 to 10 years, Children in home: No, Own a business in Dunwoody: No

Question: What do you like the most about living in Dunwoody?

Answer: *Near amenities*

Male, 50-64, White/Caucasian, Years of residency: 21 years and over, Children in home: Yes, Own a business in Dunwoody: No

Question: What do you like the most about living in Dunwoody?

Answer: *Knowing so many people - feels like a small town*

Female, 30-39, White/Caucasian, Years of residency: 6 to 10 years, Children in home: Yes, Own a business in Dunwoody: No

Question: What do you like the most about living in Dunwoody?

Answer: *Small town feel, friendly community, tree canopy, lot sizes, easy access to multiple parts of city*

Prefer not to answer, Prefer not to answer, Prefer not to answer, Years of residency: 21 years and over, Children in home: No, Own a business in Dunwoody: No

Question: What do you like the most about living in Dunwoody?

Answer: *Convenience*

Female, 50-64, White/Caucasian, Years of residency: 21 years and over, Children in home: No, Own a business in Dunwoody: No

Question: What do you like the most about living in Dunwoody?

Answer: *Small town feel.*

Female, 65+, White/Caucasian, Years of residency: 21 years and over, Children in home: No, Own a business in Dunwoody: No

Question: What do you like the most about living in Dunwoody?

Answer: *Neighbor swim and tennis subdivisions 45 years resident Safety Population of people from around the country Friendly*

Male, 40-49, White/Caucasian, Years of residency: 11 to 15 years, Children in home: Yes, Own a business in Dunwoody: No

Question: What do you like the most about living in Dunwoody?

Answer: *Family friendly atmosphere, easy to get anywhere in the north metro area (especially great with two working adults).*



Female, 40-49, White/Caucasian, Years of residency: 11 to 15 years, Children in home: Yes, Own a business in Dunwoody: No

Question: What do you like the most about living in Dunwoody?

Answer: *The abundance of green space*

Male, 40-49, White/Caucasian, Years of residency: 6 to 10 years, Children in home: Yes, Own a business in Dunwoody: No

Question: What do you like the most about living in Dunwoody?

Answer: *Community feel and proximity to so much.*

Male, 50-64, White/Caucasian, Years of residency: 21 years and over, Children in home: No, Own a business in Dunwoody: Yes

Question: What do you like the most about living in Dunwoody?

Answer: *The location can't be beat - can get most anywhere in metro Atlanta under 30 minute drive*

Male, 65+, White/Caucasian, Years of residency: 21 years and over, Children in home: No, Own a business in Dunwoody: No

Question: What do you like the most about living in Dunwoody?

Answer: *Nice place to live, 50 years living there.*

Female, 50-64, White/Caucasian, Years of residency: 21 years and over, Children in home: No, Own a business in Dunwoody: No

Question: What do you like the most about living in Dunwoody?

Answer: *Location, location, location, close to stores and services and employment.*

Female, 50-64, White/Caucasian, Years of residency: 16 to 20 years, Children in home: No, Own a business in Dunwoody: No

Question: What do you like the most about living in Dunwoody?

Answer: *The people. That said, Dunwoody has finally started having good restaurants and bars for entertainment so we can stay close to home instead of driving to Roswell, Alpharetta, Brookhaven or Buckhead.*

Male, 18-29, White/Caucasian, Years of residency: 2 to 3 years, Children in home: No, Own a business in Dunwoody: No

Question: What do you like the most about living in Dunwoody?

Answer: *The convenience to 75, 85, 400, and 285.*

Male, 18-29, White/Caucasian, Years of residency: Less than 1 year, Children in home: No, Own a business in Dunwoody: No

Question: What do you like the most about living in Dunwoody?

Answer: *High standard of living*

Female, 50-64, White/Caucasian, Years of residency: 16 to 20 years, Children in home: No, Own a business in Dunwoody: No

Question: What do you like the most about living in Dunwoody?

Answer: *Proximity to marta*

Female, 30-39, White/Caucasian, Years of residency: 21 years and over, Children in home: Yes, Own a business in Dunwoody: No

Question: What do you like the most about living in Dunwoody?

Answer: *The small community feel that's still close to the city*

Prefer not to answer, Prefer not to answer, Prefer not to answer, Years of residency: 21 years and over, Children in home: Prefer not to answer, Own a business in Dunwoody: No

Question: What do you like the most about living in Dunwoody?

Answer: *Close to downtown*

Male, 65+, White/Caucasian, Years of residency: 2 to 3 years, Children in home: No, Own a business in Dunwoody: No

Question: What do you like the most about living in Dunwoody?

Answer: *Tree cover*

Male, 30-39, White/Caucasian, Years of residency: 11 to 15 years, Children in home: No, Own a business in Dunwoody: No

Question: What do you like the most about living in Dunwoody?



Answer: *Convenience to all burrows. Housing in center of tech sector. Kind neighbors. Low crime. Food selection.*

Female, 50-64, White/Caucasian, Years of residency: 16 to 20 years, Children in home: Yes, Own a business in Dunwoody: No

Question: What do you like the most about living in Dunwoody?

Answer: *Proximity to everything*

Male, 65+, White/Caucasian, Years of residency: 2 to 3 years, Children in home: Yes, Own a business in Dunwoody: No

Question: What do you like the most about living in Dunwoody?

Answer: *Trees*

Male, 50-64, White/Caucasian, Years of residency: 4 to 5 years, Children in home: No, Own a business in Dunwoody: No

Question: What do you like the most about living in Dunwoody?

Answer: *Neighborhood that is not over built. Friendly neighbors, trees, walkable neighborhood,*

Male, 30-39, Asian/Pacific Islander, Years of residency: 2 to 3 years, Children in home: Yes, Own a business in Dunwoody: No

Question: What do you like the most about living in Dunwoody?

Answer: *Lower cost of living despite being just OTP*

Male, 30-39, White/Caucasian, Years of residency: 6 to 10 years, Children in home: Yes, Own a business in Dunwoody: No

Question: What do you like the most about living in Dunwoody?

Answer: *Proximity to things outside the city. Parks. Hopefully the trail system. Good folks.*

Female, 40-49, White/Caucasian, Years of residency: 4 to 5 years, Children in home: Yes, Own a business in Dunwoody: No

Question: What do you like the most about living in Dunwoody?

Answer: *Location and sense of community.*

Female, 65+, White/Caucasian, Years of residency: 21 years and over, Children in home: No, Own a business in Dunwoody: Yes

Question: What do you like the most about living in Dunwoody?

Answer: *Convenient access to mid-town, East Cobb and the health care facilities - Emory St. Joseph's and Northside with affiliated MD's*

Male, Prefer not to answer, White/Caucasian, Years of residency: 16 to 20 years, Children in home: No, Own a business in Dunwoody: No

Question: What do you like the most about living in Dunwoody?

Answer: *The nice community and constant development of the village*

Female, 50-64, White/Caucasian, Years of residency: 21 years and over, Children in home: No, Own a business in Dunwoody: Yes

Question: What do you like the most about living in Dunwoody?

Answer: *Convenience to downtown*

Male, 50-64, White/Caucasian, Years of residency: 16 to 20 years, Children in home: No, Own a business in Dunwoody: No

Question: What do you like the most about living in Dunwoody?

Answer: *Good place to raise a family, good faith community, safety, ability to walk to shopping, small town feel, close to top notch medical care, and lots of options for dining out and shopping, and close to many top companies to work*

Female, 50-64, White/Caucasian, Years of residency: 2 to 3 years, Children in home: No, Own a business in Dunwoody: No

Question: What do you like the most about living in Dunwoody?

Answer: *Good police force*

Female, 18-29, White/Caucasian, Years of residency: 4 to 5 years, Children in home: No, Own a business in Dunwoody: No

Question: What do you like the most about living in Dunwoody?

Answer: *landscaped/green spaces. Less dense part of the city, but convenient commute / city access*

Male, 50-64, White/Caucasian, Years of residency: 16 to 20 years, Children in home: No, Own a business in Dunwoody: No

Question: What do you like the most about living in Dunwoody?

Answer: *Close amenities, beautiful settings and respectful/caring and involved citizens.*

Female, 50-64, White/Caucasian, Years of residency: 21 years and over, Children in home: Yes, Own a business in Dunwoody: No

Question: What do you like the most about living in Dunwoody?

Answer: *Everything we need is close by*

Male, 50-64, White/Caucasian, Years of residency: 21 years and over, Children in home: No, Own a business in Dunwoody: No

Question: What do you like the most about living in Dunwoody?

Answer: *Community and tight-knit neighborhoods*

Female, 30-39, White/Caucasian, Years of residency: 6 to 10 years, Children in home: Yes, Own a business in Dunwoody: No

Question: What do you like the most about living in Dunwoody?

Answer: *The easy commute within the metro area.*

Male, 65+, White/Caucasian, Years of residency: 21 years and over, Children in home: No, Own a business in Dunwoody: No

Question: What do you like the most about living in Dunwoody?

Answer: *Location*

Male, 65+, White/Caucasian, Years of residency: 2 to 3 years, Children in home: No, Own a business in Dunwoody: No

Question: What do you like the most about living in Dunwoody?

Answer: *The Williamsburg village" feel of it."*

Male, 18-29, White/Caucasian, Years of residency: 21 years and over, Children in home: No, Own a business in Dunwoody: Yes

Question: What do you like the most about living in Dunwoody?



Answer: *Community, everyone knows everyone.*

Male, 65+, White/Caucasian, Years of residency: 4 to 5 years, Children in home: No, Own a business in Dunwoody: No

Question: What do you like the most about living in Dunwoody?

Answer: *Convenient distance to shopping, restaurants*

Prefer not to answer, Prefer not to answer, Prefer not to answer, Years of residency: 21 years and over, Children in home: Prefer not to answer, Own a business in Dunwoody: No

Question: What do you like the most about living in Dunwoody?

Answer: *Convience*

Male, 30-39, White/Caucasian, Years of residency: 4 to 5 years, Children in home: Yes, Own a business in Dunwoody: No

Question: What do you like the most about living in Dunwoody?

Answer: *The parks and sense of community. Lynn is awesome and we really appreciate her candor. Dunwoody is a progressive place too and seems free of the bigotry we've experienced elsewhere in GA.*

Male, 50-64, White/Caucasian, Years of residency: 21 years and over, Children in home: No, Own a business in Dunwoody: No

Question: What do you like the most about living in Dunwoody?

Answer: *Accessibility*

Male, 40-49, Asian/Pacific Islander, Years of residency: 2 to 3 years, Children in home: Yes, Own a business in Dunwoody: No

Question: What do you like the most about living in Dunwoody?

Answer: *Living environment*

Female, 30-39, Latino/Hispanic, Years of residency: 16 to 20 years, Children in home: Yes, Own a business in Dunwoody: No

Question: What do you like the most about living in Dunwoody?

Answer: *No lose*

Female, 40-49, White/Caucasian, Years of residency: 11 to 15 years, Children in home: Yes, Own a business in Dunwoody: No

Question: What do you like the most about living in Dunwoody?

Answer: *Central location to Atlanta*

Female, 40-49, White/Caucasian, Years of residency: 2 to 3 years, Children in home: Yes, Own a business in Dunwoody: Yes

Question: What do you like the most about living in Dunwoody?

Answer: *Convenience. Getting anywhere takes 15 minutes.*

Male, 18-29, Latino/Hispanic, Years of residency: 2 to 3 years, Children in home: Yes, Own a business in Dunwoody: No

Question: What do you like the most about living in Dunwoody?

Answer: *The dining options and construction to add more*

Female, 50-64, White/Caucasian, Years of residency: 6 to 10 years, Children in home: Yes, Own a business in Dunwoody: No

Question: What do you like the most about living in Dunwoody?

Answer: *Location Brook Run Park Mayor The events that Dunwoody host (Grooving on the Green, Farmers Market, Lemon aid Days)*

Male, 30-39, White/Caucasian, Years of residency: 2 to 3 years, Children in home: No, Own a business in Dunwoody: No

Question: What do you like the most about living in Dunwoody?

Answer: *Location within metro Atlanta*

Male, 40-49, White/Caucasian, Years of residency: 11 to 15 years, Children in home: Yes, Own a business in Dunwoody: No

Question: What do you like the most about living in Dunwoody?

Answer: *Close community, nice neighborhoods and people take care of their properties. Good proximity to amenities, great parks. Parade and lemonade days.*

Female, 50-64, White/Caucasian, Years of residency: 21 years and over, Children in home: No, Own a business in Dunwoody: Yes

Question: What do you like the most about living in Dunwoody?

Answer: *I like the emphasis that is being placed on green space and parks, and the sidewalk/path connectivity that is currently being built.*

Female, 30-39, White/Caucasian, Years of residency: 6 to 10 years, Children in home: Yes, Own a business in Dunwoody: No

Question: What do you like the most about living in Dunwoody?

Answer: *small town, family feel but also big city amenities like Marta, great restaurants, shopping etc.*

Female, 30-39, White/Caucasian, Years of residency: 2 to 3 years, Children in home: Yes, Own a business in Dunwoody: No

Question: What do you like the most about living in Dunwoody?

Answer: *Proximity to metro ATL*

Female, 30-39, White/Caucasian, Years of residency: 4 to 5 years, Children in home: No, Own a business in Dunwoody: No

Question: What do you like the most about living in Dunwoody?

Answer: *Brook Run Park and the community garden. Easy commute*

Female, 40-49, White/Caucasian, Years of residency: 2 to 3 years, Children in home: Yes, Own a business in Dunwoody: No

Question: What do you like the most about living in Dunwoody?

Answer: *the family community*

Prefer not to answer, Prefer not to answer, Prefer not to answer, Years of residency: 21 years and over, Children in home: Prefer not to answer, Own a business in Dunwoody: No

Question: What do you like the most about living in Dunwoody?

Answer: *Location*

Female, 18-29, Asian/Pacific Islander, Years of residency: Less than 1 year, Children in home: No, Own a business in Dunwoody: No



Question: What do you like the most about living in Dunwoody?

Answer: *Location and convenience with the mall and stores.*

Female, 30-39, White/Caucasian, Years of residency: 6 to 10 years, Children in home: Yes, Own a business in Dunwoody: Yes

Question: What do you like the most about living in Dunwoody?

Answer: *Location, schools, parks, nature*

Female, 50-64, White/Caucasian, Years of residency: 16 to 20 years, Children in home: No, Own a business in Dunwoody: No

Question: What do you like the most about living in Dunwoody?

Answer: *Almost everything*

Male, 30-39, White/Caucasian, Years of residency: 2 to 3 years, Children in home: No, Own a business in Dunwoody: Yes

Question: What do you like the most about living in Dunwoody?

Answer: *The parks and public spaces*

Female, 50-64, White/Caucasian, Years of residency: 16 to 20 years, Children in home: No, Own a business in Dunwoody: No

Question: What do you like the most about living in Dunwoody?

Answer: *It's close and convenient to everything*

Female, 65+, White/Caucasian, Years of residency: 21 years and over, Children in home: No, Own a business in Dunwoody: No

Question: What do you like the most about living in Dunwoody?

Answer: *The many green spaces and sidewalks*

Male, 50-64, White/Caucasian, Years of residency: 6 to 10 years, Children in home: No, Own a business in Dunwoody: No

Question: What do you like the most about living in Dunwoody?

Answer: *Family feel.. Historically safe but that is potentially changing*

Male, 65+, White/Caucasian, Years of residency: 21 years and over, Children in home: No, Own a business in Dunwoody: No

Question: What do you like the most about living in Dunwoody?

Answer: *Near everything*

Female, 65+, White/Caucasian, Years of residency: 21 years and over, Children in home: No, Own a business in Dunwoody: No

Question: What do you like the most about living in Dunwoody?

Answer: *Proximity to shopping and dining*

Female, 30-39, White/Caucasian, Years of residency: 6 to 10 years, Children in home: No, Own a business in Dunwoody: No

Question: What do you like the most about living in Dunwoody?

Answer: *A lot of new shops and restaurants building up the area. Clean. Parks in close distance. Pretty houses.*

Female, 50-64, White/Caucasian, Years of residency: 21 years and over, Children in home: No, Own a business in Dunwoody: No

Question: What do you like the most about living in Dunwoody?

Answer: *sense of community, a wonderful mayor who cares about the community*

Male, 65+, White/Caucasian, Years of residency: 16 to 20 years, Children in home: No, Own a business in Dunwoody: No

Question: What do you like the most about living in Dunwoody?

Answer: *tucked away from Atlanta*

Male, 30-39, More than one race, Years of residency: 2 to 3 years, Children in home: No, Own a business in Dunwoody: No

Question: What do you like the most about living in Dunwoody?

Answer: *Proximity to atl and fun stuff to do in dunwoody*

Female, 40-49, White/Caucasian, Years of residency: 6 to 10 years, Children in home: Yes, Own a business in Dunwoody: No

Question: What do you like the most about living in Dunwoody?



Answer: *The small town feel. I especially love that my children can ride bikes in our neighborhood and feel safe.*

Female, 50-64, White/Caucasian, Years of residency: 6 to 10 years, Children in home: No, Own a business in Dunwoody: No

Question: What do you like the most about living in Dunwoody?

Answer: *Everything is convenient.*

Prefer not to answer, 18-29, Prefer not to answer, Years of residency: 21 years and over, Children in home: No, Own a business in Dunwoody: No

Question: What do you like the most about living in Dunwoody?

Answer: *Accessibility to various kinds of food and recreational activities.*

Female, 65+, White/Caucasian, Years of residency: 2 to 3 years, Children in home: No, Own a business in Dunwoody: No

Question: What do you like the most about living in Dunwoody?

Answer: *Community feeling.*

Male, 30-39, White/Caucasian, Years of residency: 6 to 10 years, Children in home: Yes, Own a business in Dunwoody: No

Question: What do you like the most about living in Dunwoody?

Answer: *The smaller town" feel that combined with easy access to "big city" life if needed/wanted."*

Female, 50-64, White/Caucasian, Years of residency: 21 years and over, Children in home: No, Own a business in Dunwoody: No

Question: What do you like the most about living in Dunwoody?

Answer: *Convenience to atlanta shopping. We are getting more great restaurants. It's becoming a destination.*

Male, 40-49, White/Caucasian, Years of residency: 11 to 15 years, Children in home: Yes, Own a business in Dunwoody: Yes

Question: What do you like the most about living in Dunwoody?

Answer: *The location*

Female, 50-64, White/Caucasian, Years of residency: 2 to 3 years, Children in home: No, Own a business in Dunwoody: No

Question: What do you like the most about living in Dunwoody?

Answer: *The convenience to everything. It's beautiful and quaintness.*

Female, 30-39, White/Caucasian, Years of residency: 2 to 3 years, Children in home: No, Own a business in Dunwoody: No

Question: What do you like the most about living in Dunwoody?

Answer: *Small community feel*

Female, 30-39, White/Caucasian, Years of residency: 2 to 3 years, Children in home: Yes, Own a business in Dunwoody: No

Question: What do you like the most about living in Dunwoody?

Answer: *Community feel and inclusiveness*

Female, 18-29, White/Caucasian, Years of residency: Less than 1 year, Children in home: No, Own a business in Dunwoody: No

Question: What do you like the most about living in Dunwoody?

Answer: *Proximity to the city and lots of good restaurants.*

Male, 40-49, White/Caucasian, Years of residency: 6 to 10 years, Children in home: Yes, Own a business in Dunwoody: No

Question: What do you like the most about living in Dunwoody?

Answer: *Other young families. The new restaurants in the village*

Female, 50-64, Other, Years of residency: 21 years and over, Children in home: No, Own a business in Dunwoody: No

Question: What do you like the most about living in Dunwoody?

Answer: *Quiet neighborhood streets, quiet walks through parks, nice restaurants*

Male, 18-29, Black/African American, Years of residency: Less than 1 year, Children in home: No, Own a business in Dunwoody: No

Question: What do you like the most about living in Dunwoody?

Answer: *Feeling safe. Proximity to retail shopping and grocery stores.*

Female, 40-49, White/Caucasian, Years of residency: 6 to 10 years, Children in home: Yes, Own a business in Dunwoody: No

Question: What do you like the most about living in Dunwoody?

Answer: *Small town community feel with lots for families to do, and great parks.*

Female, 40-49, White/Caucasian, Years of residency: 6 to 10 years, Children in home: Yes, Own a business in Dunwoody: No

Question: What do you like the most about living in Dunwoody?

Answer: *That to can walk to The Village.*

Prefer not to answer, 50-64, Prefer not to answer, Years of residency: 11 to 15 years, Children in home: No, Own a business in Dunwoody: No

Question: What do you like the most about living in Dunwoody?

Answer: *it's not Atlanta*

Male, 30-39, White/Caucasian, Years of residency: 4 to 5 years, Children in home: Yes, Own a business in Dunwoody: No

Question: What do you like the most about living in Dunwoody?

Answer: *People*

Male, 30-39, White/Caucasian, Years of residency: 6 to 10 years, Children in home: Yes, Own a business in Dunwoody: Yes

Question: What do you like the most about living in Dunwoody?

Answer: *I love that everything is close, but still very family friendly.*

Female, 30-39, White/Caucasian, Years of residency: 6 to 10 years, Children in home: Yes, Own a business in Dunwoody: No

Question: What do you like the most about living in Dunwoody?

Answer: *Everything I need is close by*

Male, 30-39, White/Caucasian, Years of residency: 4 to 5 years, Children in home: Yes, Own a business in Dunwoody: No

Question: What do you like the most about living in Dunwoody?

Answer: *Schools, low crime*

Male, 50-64, White/Caucasian, Years of residency: 16 to 20 years, Children in home: Yes, Own a business in Dunwoody: No

Question: What do you like the most about living in Dunwoody?

Answer: *I like the small town atmosphere and relatively light traffic compared to other suburbs in Atlanta.*

Male, 65+, White/Caucasian, Years of residency: 21 years and over, Children in home: No, Own a business in Dunwoody: No

Question: What do you like the most about living in Dunwoody?

Answer: *Dunwoody is not as desirable as a place to live any as it was 25-30 years ago, even 10 years ago.*

Male, 40-49, White/Caucasian, Years of residency: 6 to 10 years, Children in home: Yes, Own a business in Dunwoody: No

Question: What do you like the most about living in Dunwoody?

Answer: *It is a family friendly community including events at Brook Run, focus on parks and recreation, and our community spirit.*

Male, 50-64, White/Caucasian, Years of residency: 21 years and over, Children in home: No, Own a business in Dunwoody: No

Question: What do you like the most about living in Dunwoody?

Answer: *Being around well to do people and feeling safe, in the neighborhoods not by the mall.*

Male, Prefer not to answer, More than one race, Years of residency: 16 to 20 years, Children in home: No, Own a business in Dunwoody: No

Question: What do you like the most about living in Dunwoody?

Answer: *Living in the city of Dunwoody I feel very safe the police department should be commended. They are very visible and supportive to our city and neighborhood.*

Male, 50-64, White/Caucasian, Years of residency: 6 to 10 years, Children in home: Yes, Own a business in Dunwoody: No

Question: What do you like the most about living in Dunwoody?

Answer: *I love the location, close to MARTA, major highways, buckhead, and the city.*

Male, 50-64, White/Caucasian, Years of residency: 16 to 20 years, Children in home: Yes, Own a business in Dunwoody: No

Question: What do you like the most about living in Dunwoody?

Answer: *Proximity to so much to do*

Female, 50-64, More than one race, Years of residency: 21 years and over, Children in home: No, Own a business in Dunwoody: No

Question: What do you like the most about living in Dunwoody?

Answer: *now we have parks*

Female, 40-49, White/Caucasian, Years of residency: 6 to 10 years, Children in home: Yes, Own a business in Dunwoody: No

Question: What do you like the most about living in Dunwoody?

Answer: *Small community feel. Living in an area with lots of families.*

Male, 65+, White/Caucasian, Years of residency: 21 years and over, Children in home: No, Own a business in Dunwoody: No

Question: What do you like the most about living in Dunwoody?

Answer: *Convenient to doctors, shopping, parks and restaurants.*

Male, 50-64, White/Caucasian, Years of residency: 11 to 15 years, Children in home: Yes, Own a business in Dunwoody: Yes

Question: What do you like the most about living in Dunwoody?

Answer: *Community, safety, proximity to highways*

Female, 18-29, Black/African American, Years of residency: 2 to 3 years, Children in home: No, Own a business in Dunwoody: Yes

Question: What do you like the most about living in Dunwoody?



Answer: *Quiet area*

Female, 65+, White/Caucasian, Years of residency: 6 to 10 years, Children in home: No, Own a business in Dunwoody: No

Question: What do you like the most about living in Dunwoody?

Answer: *Location*

Male, 18-29, White/Caucasian, Years of residency: 16 to 20 years, Children in home: No, Own a business in Dunwoody: No

Question: What do you like the most about living in Dunwoody?

Answer: *Parks*

Male, 18-29, Latino/Hispanic, Years of residency: 4 to 5 years, Children in home: Yes, Own a business in Dunwoody: No

Question: What do you like the most about living in Dunwoody?

Answer: *The Community and People*

Male, 30-39, White/Caucasian, Years of residency: 2 to 3 years, Children in home: No, Own a business in Dunwoody: No

Question: What do you like the most about living in Dunwoody?

Answer: *Family focused, availability of parks and open spaces. Community interaction such as festivals.*

Female, 40-49, White/Caucasian, Years of residency: 6 to 10 years, Children in home: Yes, Own a business in Dunwoody: No

Question: What do you like the most about living in Dunwoody?

Answer: *I like the small town feel in a big city. The recent development is making Dunwoody lose it's small town appeal though.*

Male, 30-39, White/Caucasian, Years of residency: 2 to 3 years, Children in home: Yes, Own a business in Dunwoody: No

Question: What do you like the most about living in Dunwoody?

Answer: *Sense of community*



Male, 50-64, White/Caucasian, Years of residency: 21 years and over, Children in home: No, Own a business in Dunwoody: No

Question: What do you like the most about living in Dunwoody?

Answer: *Safe community, low crime, Reasonable taxes, good schools*

Male, 30-39, White/Caucasian, Years of residency: Less than 1 year, Children in home: No, Own a business in Dunwoody: No

Question: What do you like the most about living in Dunwoody?

Answer: *A sense of community and that the future is being planned so that we can be more connected via paths and parks.*

Prefer not to answer, Prefer not to answer, Prefer not to answer, Years of residency: 21 years and over, Children in home: Prefer not to answer, Own a business in Dunwoody: No

Question: What do you like the most about living in Dunwoody?

Answer: *Small town feel, lots of homes*

Male, 18-29, Other, Years of residency: 21 years and over, Children in home: No, Own a business in Dunwoody: No

Question: What do you like the most about living in Dunwoody?

Answer: *Good infrastructure.*

Female, 40-49, White/Caucasian, Years of residency: 16 to 20 years, Children in home: Yes, Own a business in Dunwoody: No

Question: What do you like the most about living in Dunwoody?

Answer: *The great, responsive city government (seriously! So much better than when we were part of DeKalb). I love how when my church was facing having some of their property condemned, how the government stepped in to save it (a parking lot)! Also, I like the commitment to build parks and make the roads nice.*

Male, 50-64, White/Caucasian, Years of residency: 6 to 10 years, Children in home: No, Own a business in Dunwoody: Yes

Question: What do you like the most about living in Dunwoody?

Answer: *The people, the police presence on streets seems adequate as I drive around.*

Female, 65+, White/Caucasian, Years of residency: 21 years and over, Children in home: No, Own a business in Dunwoody: No

Question: What do you like the most about living in Dunwoody?

Answer: *Blank*

Male, 30-39, Asian/Pacific Islander, Years of residency: 6 to 10 years, Children in home: No, Own a business in Dunwoody: No

Question: What do you like the most about living in Dunwoody?

Answer: *Commute convenience*

Female, 30-39, Prefer not to answer, Years of residency: 2 to 3 years, Children in home: Prefer not to answer, Own a business in Dunwoody: No

Question: What do you like the most about living in Dunwoody?

Answer: *Brook run park is number one, and then proximity to other things (restaurants, retail, etc) while still living in a tree- filled neighborhood.*

Female, 65+, White/Caucasian, Years of residency: 2 to 3 years, Children in home: No, Own a business in Dunwoody: No

Question: What do you like the most about living in Dunwoody?

Answer: *The proximity to friends, shopping, and other social activities.*

Female, 50-64, Asian/Pacific Islander, Years of residency: 21 years and over, Children in home: Yes, Own a business in Dunwoody: No

Question: What do you like the most about living in Dunwoody?

Answer: *The friendliness of people. The city amenities with small town feel. Tennis court accessibility.*

Male, 50-64, Black/African American, Years of residency: 16 to 20 years, Children in home: Yes, Own a business in Dunwoody: Yes

Question: What do you like the most about living in Dunwoody?

Answer: *great location and local police.*

Female, 18-29, White/Caucasian, Years of residency: 2 to 3 years, Children in home: No, Own a business in Dunwoody: No



Question: What do you like the most about living in Dunwoody?

Answer: *The parks and suburban feel with close city proximity*

Male, 40-49, White/Caucasian, Years of residency: 4 to 5 years, Children in home: Yes, Own a business in Dunwoody: No

Question: What do you like the most about living in Dunwoody?

Answer: *The small-suburb-like living with easy access to the perks of the metropolis of Atlanta.*

Male, 30-39, Asian/Pacific Islander, Years of residency: Less than 1 year, Children in home: Yes, Own a business in Dunwoody: No

Question: What do you like the most about living in Dunwoody?

Answer: *Most of retail/ restaurants are at a shorter distance*

Male, 40-49, White/Caucasian, Years of residency: 2 to 3 years, Children in home: No, Own a business in Dunwoody: No

Question: What do you like the most about living in Dunwoody?

Answer: *It's safe.*

Male, 30-39, White/Caucasian, Years of residency: 2 to 3 years, Children in home: Yes, Own a business in Dunwoody: No

Question: What do you like the most about living in Dunwoody?

Answer: *The proxymtty to 285 and the entire Atlanta area. The parks. We need more!*

Female, 65+, White/Caucasian, Years of residency: 21 years and over, Children in home: Yes, Own a business in Dunwoody: No

Question: What do you like the most about living in Dunwoody?

Answer: *The proximity to medical facilities and shopping*

Male, 40-49, White/Caucasian, Years of residency: 6 to 10 years, Children in home: Yes, Own a business in Dunwoody: Yes

Question: What do you like the most about living in Dunwoody?

Answer: *It's very central to so much*



Female, 40-49, White/Caucasian, Years of residency: 16 to 20 years, Children in home: Yes, Own a business in Dunwoody: No

Question: What do you like the most about living in Dunwoody?

Answer: *Family friendly*

Female, 40-49, Asian/Pacific Islander, Years of residency: 11 to 15 years, Children in home: Yes, Own a business in Dunwoody: No

Question: What do you like the most about living in Dunwoody?

Answer: *It is beautiful, clean and easy access to everything in Atlanta. The elementary schools are also wonderful.*

Male, 65+, White/Caucasian, Years of residency: 21 years and over, Children in home: Yes, Own a business in Dunwoody: Yes

Question: What do you like the most about living in Dunwoody?

Answer: *Feels like a community*

Female, 18-29, White/Caucasian, Years of residency: 4 to 5 years, Children in home: No, Own a business in Dunwoody: No

Question: What do you like the most about living in Dunwoody?

Answer: *The small community, but still city like!*

Male, 40-49, White/Caucasian, Years of residency: 16 to 20 years, Children in home: Yes, Own a business in Dunwoody: No

Question: What do you like the most about living in Dunwoody?

Answer: *Community feel in a large city*

Female, 30-39, White/Caucasian, Years of residency: 6 to 10 years, Children in home: Yes, Own a business in Dunwoody: No

Question: What do you like the most about living in Dunwoody?

Answer: *All the family activities in the area and the growing downtown village" center"*

Male, 30-39, Asian/Pacific Islander, Years of residency: 2 to 3 years, Children in home: Yes, Own a business in Dunwoody: No

Question: What do you like the most about living in Dunwoody?

Answer: *Proximity to Sandy Springs and slightly less congested than most ITP areas*

Male, 65+, White/Caucasian, Years of residency: 11 to 15 years, Children in home: No, Own a business in Dunwoody: No

Question: What do you like the most about living in Dunwoody?

Answer: *Again, nothing specific to offer. However, I do want to say that I have had occasion to call upon the police several times. They have always done a superb job.*

Male, 50-64, White/Caucasian, Years of residency: 21 years and over, Children in home: Yes, Own a business in Dunwoody: No

Question: What do you like the most about living in Dunwoody?

Answer: *It used to have a neighborhood feel. It is becoming just another suburb for rich folks and poor folks with no middle class*

Male, 50-64, White/Caucasian, Years of residency: 21 years and over, Children in home: No, Own a business in Dunwoody: No

Question: What do you like the most about living in Dunwoody?

Answer: *The people, the close location to the City, close to good shopping & restaurants. Sidewalks for walking & running, the trees, Great job on Brookrun & the town village/square (needs some improvements), but nice having a small downtown area.*

Female, 30-39, Latino/Hispanic, Years of residency: 2 to 3 years, Children in home: Yes, Own a business in Dunwoody: No

Question: What do you like the most about living in Dunwoody?

Answer: *It's close proximity to everything and the number of new restaurants and live/work/play developments opening up.*

Male, 50-64, White/Caucasian, Years of residency: 4 to 5 years, Children in home: Yes, Own a business in Dunwoody: Yes

Question: What do you like the most about living in Dunwoody?

Answer: *Location*

Female, Prefer not to answer, White/Caucasian, Years of residency: 21 years and over, Children in home: No, Own a business in Dunwoody: No

Question: What do you like the most about living in Dunwoody?

Answer: *Very well connected to major interstates and it's green .*

Female, 30-39, White/Caucasian, Years of residency: Less than 1 year, Children in home: Yes, Own a business in Dunwoody: No

Question: What do you like the most about living in Dunwoody?

Answer: *Sidewalks and safe neighborhoods so we can walk to parks, groceries, restaurants*

Female, 18-29, White/Caucasian, Years of residency: 16 to 20 years, Children in home: No, Own a business in Dunwoody: No

Question: What do you like the most about living in Dunwoody?

Answer: *It's very safe and I feel protected at all times.*

Male, 30-39, White/Caucasian, Years of residency: 6 to 10 years, Children in home: Yes, Own a business in Dunwoody: Yes

Question: What do you like the most about living in Dunwoody?

Answer: *Great location, great neighborhoods, great people - Family friendly.*

Male, 40-49, White/Caucasian, Years of residency: 4 to 5 years, Children in home: Yes, Own a business in Dunwoody: Yes

Question: What do you like the most about living in Dunwoody?

Answer: *Small town feel in residential areas. Limited multi-family housing. Growing parks and trail systems.*

Male, 65+, White/Caucasian, Years of residency: 21 years and over, Children in home: No, Own a business in Dunwoody: Yes

Question: What do you like the most about living in Dunwoody?

Answer: *Still has the feel of a village. However this is rapidly disappearing.*

Female, 65+, White/Caucasian, Years of residency: 21 years and over, Children in home: No, Own a business in Dunwoody: No

Question: What do you like the most about living in Dunwoody?

Answer: *Neighborhoods*

Prefer not to answer, 65+, Asian/Pacific Islander, Years of residency: 21 years and over, Children in home: No, Own a business in Dunwoody: Yes

Question: What do you like the most about living in Dunwoody?

Answer: *Lower crime rate where we live. Safe being out or walking at nights.*

Female, 65+, White/Caucasian, Years of residency: 21 years and over, Children in home: No, Own a business in Dunwoody: No

Question: What do you like the most about living in Dunwoody?

Answer: *low crime location*

Male, 40-49, White/Caucasian, Years of residency: 11 to 15 years, Children in home: Yes, Own a business in Dunwoody: No

Question: What do you like the most about living in Dunwoody?

Answer: *Small community feel close to everything*

Female, 40-49, White/Caucasian, Years of residency: 11 to 15 years, Children in home: Yes, Own a business in Dunwoody: No

Question: What do you like the most about living in Dunwoody?

Answer: *Proximity to everything in and around Atlanta.*

Female, 40-49, White/Caucasian, Years of residency: 11 to 15 years, Children in home: Yes, Own a business in Dunwoody: No

Question: What do you like the most about living in Dunwoody?

Answer: *Small town feel and close to the city*

Male, 65+, White/Caucasian, Years of residency: 21 years and over, Children in home: No, Own a business in Dunwoody: No

Question: What do you like the most about living in Dunwoody?

Answer: *That is a friendly community.*

Male, 30-39, White/Caucasian, Years of residency: 2 to 3 years, Children in home: No, Own a business in Dunwoody: No

Question: What do you like the most about living in Dunwoody?

Answer: *cleanliness*

Prefer not to answer, 40-49, Prefer not to answer, Years of residency: 6 to 10 years, Children in home: Yes, Own a business in Dunwoody: No

Question: What do you like the most about living in Dunwoody?

Answer: *Location*

Female, 30-39, More than one race, Years of residency: 2 to 3 years, Children in home: Prefer not to answer, Own a business in Dunwoody: No

Question: What do you like the most about living in Dunwoody?

Answer: *There's lots of parks and areas for children.*

Female, 40-49, White/Caucasian, Years of residency: 16 to 20 years, Children in home: Yes, Own a business in Dunwoody: No

Question: What do you like the most about living in Dunwoody?

Answer: *The parks and PCID*

Male, 50-64, White/Caucasian, Years of residency: 2 to 3 years, Children in home: No, Own a business in Dunwoody: No

Question: What do you like the most about living in Dunwoody?

Answer: *My son, daughter-in-law, and granddaughters live here.*

Female, 65+, White/Caucasian, Years of residency: 21 years and over, Children in home: Prefer not to answer, Own a business in Dunwoody: No

Question: What do you like the most about living in Dunwoody?

Answer: *Tranquility and proximity to center city Atlanta.*

Male, 18-29, White/Caucasian, Years of residency: 4 to 5 years, Children in home: No, Own a business in Dunwoody: No

Question: What do you like the most about living in Dunwoody?



Answer: *Central location to Atlanta, Smyrna, Duluth, Roswell, etc.*

Male, 30-39, White/Caucasian, Years of residency: 4 to 5 years, Children in home: Yes, Own a business in Dunwoody: Yes

Question: What do you like the most about living in Dunwoody?

Answer: *I love the small town" feel, including how accessible everything is in a small area"*

Male, 50-64, White/Caucasian, Years of residency: 21 years and over, Children in home: No, Own a business in Dunwoody: No

Question: What do you like the most about living in Dunwoody?

Answer: *Location, access to shopping, offices and schools*

Male, 50-64, White/Caucasian, Years of residency: 21 years and over, Children in home: No, Own a business in Dunwoody: No

Question: What do you like the most about living in Dunwoody?

Answer: *Great sense of community*

Female, 30-39, White/Caucasian, Years of residency: 4 to 5 years, Children in home: Yes, Own a business in Dunwoody: No

Question: What do you like the most about living in Dunwoody?

Answer: *Small town feel, great schools, sense of community*

Male, 65+, White/Caucasian, Years of residency: 21 years and over, Children in home: No, Own a business in Dunwoody: No

Question: What do you like the most about living in Dunwoody?

Answer: *Safety, good neighbors, DUMC, closeness to medical professionals and hospitals*

Male, 40-49, White/Caucasian, Years of residency: 6 to 10 years, Children in home: No, Own a business in Dunwoody: No

Question: What do you like the most about living in Dunwoody?

Answer: *Location*

Female, 65+, White/Caucasian, Years of residency: 6 to 10 years, Children in home: No, Own a business in Dunwoody: No

Question: What do you like the most about living in Dunwoody?

Answer: *Neighborhood feeling*

Female, 65+, White/Caucasian, Years of residency: 21 years and over, Children in home: No, Own a business in Dunwoody: No

Question: What do you like the most about living in Dunwoody?

Answer: *Safety*

Female, 40-49, White/Caucasian, Years of residency: 11 to 15 years, Children in home: Yes, Own a business in Dunwoody: No

Question: What do you like the most about living in Dunwoody?

Answer: *Family friendly*

Female, 30-39, White/Caucasian, Years of residency: 4 to 5 years, Children in home: No, Own a business in Dunwoody: No

Question: What do you like the most about living in Dunwoody?

Answer: *The location - being close to a variety of restaurants, shops, parks, entertainment, but also having your own space*

Prefer not to answer, Prefer not to answer, Prefer not to answer, Years of residency: 21 years and over, Children in home: Prefer not to answer, Own a business in Dunwoody: Yes

Question: What do you like the most about living in Dunwoody?

Answer: *Friendly neighbors*

Male, 65+, Other, Years of residency: 21 years and over, Children in home: No, Own a business in Dunwoody: No

Question: What do you like the most about living in Dunwoody?

Answer: *Close to major highways, groceries, medical facilities, place of worship and walking trails.*

Male, 30-39, White/Caucasian, Years of residency: 2 to 3 years, Children in home: No, Own a business in Dunwoody: No

Question: What do you like the most about living in Dunwoody?



Answer: *It's centralized location between I85, 400, 285. It's not too far away from*

Male, 65+, White/Caucasian, Years of residency: 21 years and over, Children in home: No, Own a business in Dunwoody: No

Question: What do you like the most about living in Dunwoody?

Answer: *Most needs can be met by driving a short distance.*

Female, 40-49, Asian/Pacific Islander, Years of residency: 11 to 15 years, Children in home: Yes, Own a business in Dunwoody: No

Question: What do you like the most about living in Dunwoody?

Answer: *My family and I feel safe. We love our kids' elementary school.*

Female, 30-39, White/Caucasian, Years of residency: 6 to 10 years, Children in home: No, Own a business in Dunwoody: No

Question: What do you like the most about living in Dunwoody?

Answer: *The community feeling! There are always fun events going on to do with the family. They parks are amazing and so close to home with large sidewalks to get to them.*

Male, 40-49, White/Caucasian, Years of residency: 6 to 10 years, Children in home: No, Own a business in Dunwoody: No

Question: What do you like the most about living in Dunwoody?

Answer: *Quiet, access to parks*

Female, 30-39, White/Caucasian, Years of residency: 11 to 15 years, Children in home: Yes, Own a business in Dunwoody: No

Question: What do you like the most about living in Dunwoody?

Answer: *The environment and community.*

Female, 65+, White/Caucasian, Years of residency: 21 years and over, Children in home: No, Own a business in Dunwoody: No

Question: What do you like the most about living in Dunwoody?

Answer: *Combination of available services and stores while also living a a place where we can enjoy nature in our yards and parks.*



Female, 30-39, White/Caucasian, Years of residency: 2 to 3 years, Children in home: Yes, Own a business in Dunwoody: No

Question: What do you like the most about living in Dunwoody?

Answer: *The small town feel.*

Male, 40-49, White/Caucasian, Years of residency: 6 to 10 years, Children in home: Yes, Own a business in Dunwoody: No

Question: What do you like the most about living in Dunwoody?

Answer: *Small town feel. Residential vibe.*

Female, 65+, White/Caucasian, Years of residency: 21 years and over, Children in home: No, Own a business in Dunwoody: Yes

Question: What do you like the most about living in Dunwoody?

Answer: *Location*

Male, 40-49, White/Caucasian, Years of residency: 6 to 10 years, Children in home: Yes, Own a business in Dunwoody: No

Question: What do you like the most about living in Dunwoody?

Answer: *Friendly, family oriented area*

Female, 65+, White/Caucasian, Years of residency: 6 to 10 years, Children in home: No, Own a business in Dunwoody: No

Question: What do you like the most about living in Dunwoody?

Answer: *Easy access to public transportation and medical care*

Male, 65+, White/Caucasian, Years of residency: 21 years and over, Children in home: No, Own a business in Dunwoody: No

Question: What do you like the most about living in Dunwoody?

Answer: *Safe convenient amenities*

Male, 50-64, White/Caucasian, Years of residency: 21 years and over, Children in home: No, Own a business in Dunwoody: No



Question: What do you like the most about living in Dunwoody?

Answer: *Nice community*

Female, 65+, White/Caucasian, Years of residency: 21 years and over, Children in home: No, Own a business in Dunwoody: Yes

Question: What do you like the most about living in Dunwoody?

Answer: *Pleasant surroundings-Brook Run park*

Female, 40-49, Other, Years of residency: 11 to 15 years, Children in home: Yes, Own a business in Dunwoody: No

Question: What do you like the most about living in Dunwoody?

Answer: *Park, community*

Prefer not to answer, 40-49, Prefer not to answer, Years of residency: 6 to 10 years, Children in home: Yes, Own a business in Dunwoody: No

Question: What do you like the most about living in Dunwoody?

Answer: *the small community feel with a city close by*

Male, 18-29, White/Caucasian, Years of residency: 2 to 3 years, Children in home: No, Own a business in Dunwoody: No

Question: What do you like the most about living in Dunwoody?

Answer: *Love brook run park and being close to the interstate*

Male, 18-29, White/Caucasian, Years of residency: 16 to 20 years, Children in home: No, Own a business in Dunwoody: No

Question: What do you like the most about living in Dunwoody?

Answer: *Access to public transportation*

Male, 40-49, White/Caucasian, Years of residency: 6 to 10 years, Children in home: Yes, Own a business in Dunwoody: No

Question: What do you like the most about living in Dunwoody?

Answer: *Location, community.*

Female, 30-39, White/Caucasian, Years of residency: 2 to 3 years, Children in home: Yes, Own a business in Dunwoody: No

Question: What do you like the most about living in Dunwoody?

Answer: *People and development*

Female, 65+, White/Caucasian, Years of residency: 21 years and over, Children in home: No, Own a business in Dunwoody: No

Question: What do you like the most about living in Dunwoody?

Answer: *I like that it is a relatively small community. I have lived here for 30 years and know and see lots of people on a regular basis. The Village is becoming more walkable. Parks are improving. I moved here when my children were small and liked the school/play environment.*

Prefer not to answer, Prefer not to answer, Prefer not to answer, Years of residency: 2 to 3 years, Children in home: Yes, Own a business in Dunwoody: No

Question: What do you like the most about living in Dunwoody?

Answer: *Living close to amenities, great community, and good schools.*

Female, 65+, White/Caucasian, Years of residency: 6 to 10 years, Children in home: No, Own a business in Dunwoody: No

Question: What do you like the most about living in Dunwoody?

Answer: *Convenience to a lot of shopping, restaurants and activities*

Female, Prefer not to answer, White/Caucasian, Years of residency: 21 years and over, Children in home: Prefer not to answer, Own a business in Dunwoody: No

Question: What do you like the most about living in Dunwoody?

Answer: *Community is civic minded and wants to make government accountable. Natural beauty of trees is priority.*

Male, 40-49, White/Caucasian, Years of residency: 11 to 15 years, Children in home: Yes, Own a business in Dunwoody: No

Question: What do you like the most about living in Dunwoody?

Answer: *The amount of shopping, restaurants and things to do as a family.*

Female, 65+, White/Caucasian, Years of residency: 4 to 5 years, Children in home: No, Own a business in Dunwoody: No

Question: What do you like the most about living in Dunwoody?

Answer: *Being able to get around Atlanta better than when I lived in Alpharetta, when any trip to work, etc. required at least an hour lead time. I also feel pretty safe in our neighborhood. Easy access to amenities.*

Male, 65+, White/Caucasian, Years of residency: 21 years and over, Children in home: No, Own a business in Dunwoody: No

Question: What do you like the most about living in Dunwoody?

Answer: *Small town feel in proximity to big town Atlanta*

Female, 18-29, White/Caucasian, Years of residency: 2 to 3 years, Children in home: No, Own a business in Dunwoody: No

Question: What do you like the most about living in Dunwoody?

Answer: *City is clean and safe*

Female, Prefer not to answer, White/Caucasian, Years of residency: 21 years and over, Children in home: No, Own a business in Dunwoody: No

Question: What do you like the most about living in Dunwoody?

Answer: *safe neighborhoods, easy access to interstate and the rest of Atlanta,*

Female, 65+, White/Caucasian, Years of residency: 21 years and over, Children in home: No, Own a business in Dunwoody: Yes

Question: What do you like the most about living in Dunwoody?

Answer: *Safe place to live, work and raise a family*

Female, 30-39, White/Caucasian, Years of residency: 6 to 10 years, Children in home: Yes, Own a business in Dunwoody: No

Question: What do you like the most about living in Dunwoody?

Answer: *The parks and green spaces*

Female, 30-39, White/Caucasian, Years of residency: 6 to 10 years, Children in home: Yes, Own a business in Dunwoody: No



Question: What do you like the most about living in Dunwoody?

Answer: *Location! Love that it feels small, but is super close to the city and other metro areas*

Male, 50-64, White/Caucasian, Years of residency: 16 to 20 years, Children in home: Yes, Own a business in Dunwoody: No

Question: What do you like the most about living in Dunwoody?

Answer: *The closeness to downtown with the feel of the suburbs*

Female, 30-39, White/Caucasian, Years of residency: 4 to 5 years, Children in home: Yes, Own a business in Dunwoody: No

Question: What do you like the most about living in Dunwoody?

Answer: *Close proximity to the city and having shopping nearby with some great restaurants. There is opportunity in the Dunwoody Village to make it more of a mixed use gathering spot. We go to Alpharetta on the weekends for their farmers market, green space, and concerts on the green.*

Female, 30-39, White/Caucasian, Years of residency: 2 to 3 years, Children in home: No, Own a business in Dunwoody: No

Question: What do you like the most about living in Dunwoody?

Answer: *We really enjoy the quiet retreat of our neighborhood away from the hustle and bustle of the city. We love the plethora of events and attractions that the City of Dunwoody sponsors every year and look forward to participating in many more in the near future!*

Female, 30-39, White/Caucasian, Years of residency: 4 to 5 years, Children in home: No, Own a business in Dunwoody: No

Question: What do you like the most about living in Dunwoody?

Answer: *Nearness to major hoghways*

Prefer not to answer, Prefer not to answer, Prefer not to answer, Years of residency: 6 to 10 years, Children in home: Yes, Own a business in Dunwoody: No

Question: What do you like the most about living in Dunwoody?

Answer: *Close to Atlanta, parks, and nice looking streets*



Female, 65+, White/Caucasian, Years of residency: 21 years and over, Children in home: No, Own a business in Dunwoody: No

Question: What do you like the most about living in Dunwoody?

Answer: *It is very convenient to our extended family, and the church of our choice*

Male, 50-64, White/Caucasian, Years of residency: 16 to 20 years, Children in home: No, Own a business in Dunwoody: No

Question: What do you like the most about living in Dunwoody?

Answer: *Location*

Male, 65+, White/Caucasian, Years of residency: 21 years and over, Children in home: No, Own a business in Dunwoody: No

Question: What do you like the most about living in Dunwoody?

Answer: *Stability*

Male, 65+, White/Caucasian, Years of residency: 21 years and over, Children in home: No, Own a business in Dunwoody: No

Question: What do you like the most about living in Dunwoody?

Answer: *location*

Female, 50-64, Black/African American, Years of residency: 2 to 3 years, Children in home: No, Own a business in Dunwoody: No

Question: What do you like the most about living in Dunwoody?

Answer: *Nature, tree conservation, parks*

Female, 40-49, White/Caucasian, Years of residency: 6 to 10 years, Children in home: Yes, Own a business in Dunwoody: No

Question: What do you like the most about living in Dunwoody?

Answer: *Events, parks, the mayor's communications, strong police force. Access to highways as well.*

Male, 30-39, White/Caucasian, Years of residency: 2 to 3 years, Children in home: Yes, Own a business in Dunwoody: No

Question: What do you like the most about living in Dunwoody?



Answer: *My home value going up.*

Male, 65+, White/Caucasian, Years of residency: 21 years and over, Children in home: No, Own a business in Dunwoody: No

Question: What do you like the most about living in Dunwoody?

Answer: *convenience to shopping, hospitals, activities. Neighborhoods full of kids playing, people walking.*

Prefer not to answer, Prefer not to answer, Prefer not to answer, Years of residency: 4 to 5 years, Children in home: No, Own a business in Dunwoody: Yes

Question: What do you like the most about living in Dunwoody?

Answer: *convenient*

Female, Prefer not to answer, White/Caucasian, Years of residency: 21 years and over, Children in home: No, Own a business in Dunwoody: No

Question: What do you like the most about living in Dunwoody?

Answer: *It's a very pleasant place to live. Amenities are convenient to my home. They are a lot of outdoor family activities for those who do you have children.*

Female, 30-39, White/Caucasian, Years of residency: 2 to 3 years, Children in home: Yes, Own a business in Dunwoody: No

Question: What do you like the most about living in Dunwoody?

Answer: *Small community family feel with easy access to Atlanta and other metro amenities.*

Female, 30-39, Other, Years of residency: 2 to 3 years, Children in home: No, Own a business in Dunwoody: No

Question: What do you like the most about living in Dunwoody?

Answer: *I love the mix of development with suburban qualities. We have tons of new restaurants and shops opening, but also quiet neighborhoods and parks*

Male, 40-49, White/Caucasian, Years of residency: 6 to 10 years, Children in home: Yes, Own a business in Dunwoody: No

Question: What do you like the most about living in Dunwoody?

Answer: *It has a small town feeling with all the convenience of being in metro Atlanta.*

Female, 30-39, More than one race, Years of residency: 2 to 3 years, Children in home: No, Own a business in Dunwoody: No

Question: What do you like the most about living in Dunwoody?

Answer: *Convenience to restaurants, highways, but still quiet.*

Male, 40-49, White/Caucasian, Years of residency: 16 to 20 years, Children in home: Yes, Own a business in Dunwoody: No

Question: What do you like the most about living in Dunwoody?

Answer: *It's a small city that is primely located*

Male, 50-64, Black/African American, Years of residency: 6 to 10 years, Children in home: No, Own a business in Dunwoody: No

Question: What do you like the most about living in Dunwoody?

Answer: *Accessibility to stores, restaurants, and facilities like hospitals*

Male, 40-49, White/Caucasian, Years of residency: 16 to 20 years, Children in home: Yes, Own a business in Dunwoody: No

Question: What do you like the most about living in Dunwoody?

Answer: *1. People 2. Location*

Prefer not to answer, 40-49, More than one race, Years of residency: 11 to 15 years, Children in home: Yes, Own a business in Dunwoody: No

Question: What do you like the most about living in Dunwoody?

Answer: *Friendly neighbors and the location in Atlanta.*

Female, 65+, White/Caucasian, Years of residency: 21 years and over, Children in home: No, Own a business in Dunwoody: No

Question: What do you like the most about living in Dunwoody?

Answer: *That we can walk to banks, the post office, and restaurants..*

Female, 40-49, White/Caucasian, Years of residency: 21 years and over, Children in home: Yes, Own a business in Dunwoody: No

Question: What do you like the most about living in Dunwoody?

Answer: *Our friends & family are here!*

Female, 30-39, White/Caucasian, Years of residency: 6 to 10 years, Children in home: No, Own a business in Dunwoody: No

Question: What do you like the most about living in Dunwoody?

Answer: *Access to parks, walking trails*

Male, 65+, White/Caucasian, Years of residency: 21 years and over, Children in home: No, Own a business in Dunwoody: No

Question: What do you like the most about living in Dunwoody?

Answer: *Easily accessible to shopping and restaurants*

Female, 18-29, Latino/Hispanic, Years of residency: Less than 1 year, Children in home: No, Own a business in Dunwoody: No

Question: What do you like the most about living in Dunwoody?

Answer: *The ease of access to Atlanta while still living in a moderately quiet area.*

Female, 30-39, White/Caucasian, Years of residency: 4 to 5 years, Children in home: Yes, Own a business in Dunwoody: No

Question: What do you like the most about living in Dunwoody?

Answer: *Small town feel*

Female, 18-29, White/Caucasian, Years of residency: 21 years and over, Children in home: No, Own a business in Dunwoody: No

Question: What do you like the most about living in Dunwoody?

Answer: *Access to restaurants, brookrun, marta, Atlanta*

Female, 30-39, Latino/Hispanic, Years of residency: 2 to 3 years, Children in home: Yes, Own a business in Dunwoody: No

Question: What do you like the most about living in Dunwoody?

Answer: *Family friendly.*



Male, 65+, White/Caucasian, Years of residency: 21 years and over, Children in home: No, Own a business in Dunwoody: No

Question: What do you like the most about living in Dunwoody?

Answer: *Convince to shopping, restaurants, hospitals, doctors offices*

Male, 40-49, White/Caucasian, Years of residency: 4 to 5 years, Children in home: Yes, Own a business in Dunwoody: No

Question: What do you like the most about living in Dunwoody?

Answer: *Community, safety, and future prospects for the city of Dunwoody*

Male, 50-64, White/Caucasian, Years of residency: 16 to 20 years, Children in home: No, Own a business in Dunwoody: No

Question: What do you like the most about living in Dunwoody?

Answer: *Where Dunwoody is located*

Male, 30-39, White/Caucasian, Years of residency: 6 to 10 years, Children in home: Yes, Own a business in Dunwoody: No

Question: What do you like the most about living in Dunwoody?

Answer: *I like the future vision, but worry about stories like a father having a gun pulled on him at the playground off chamblee dunwoody*

Male, 30-39, White/Caucasian, Years of residency: 21 years and over, Children in home: No, Own a business in Dunwoody: No

Question: What do you like the most about living in Dunwoody?

Answer: *Convenience to 285, the city of atlanta, and other suburbs outside the perimeter.*

Female, 30-39, White/Caucasian, Years of residency: 6 to 10 years, Children in home: Yes, Own a business in Dunwoody: No

Question: What do you like the most about living in Dunwoody?

Answer: *Small community feel*

Male, 65+, White/Caucasian, Years of residency: 21 years and over, Children in home: No, Own a business in Dunwoody: No



Question: What do you like the most about living in Dunwoody?

Answer: *proximity to friends and most of the activities we enjoy*

Female, 65+, White/Caucasian, Years of residency: 6 to 10 years, Children in home: No, Own a business in Dunwoody: No

Question: What do you like the most about living in Dunwoody?

Answer: *Low crime*

Male, 40-49, White/Caucasian, Years of residency: 4 to 5 years, Children in home: No, Own a business in Dunwoody: No

Question: What do you like the most about living in Dunwoody?

Answer: *Location.*

Male, 30-39, White/Caucasian, Years of residency: 2 to 3 years, Children in home: No, Own a business in Dunwoody: No

Question: What do you like the most about living in Dunwoody?

Answer: *Convenient travel with access to many highways.*

Male, 40-49, White/Caucasian, Years of residency: 21 years and over, Children in home: No, Own a business in Dunwoody: No

Question: What do you like the most about living in Dunwoody?

Answer: *The people and the beauty. Secondly the amenities, nature, shopping.*

Female, 65+, Latino/Hispanic, Years of residency: 11 to 15 years, Children in home: No, Own a business in Dunwoody: No

Question: What do you like the most about living in Dunwoody?

Answer: *Todo me queda cerca de casa*

Female, 65+, White/Caucasian, Years of residency: 21 years and over, Children in home: No, Own a business in Dunwoody: No

Question: What do you like the most about living in Dunwoody?

Answer: *Availability of offices, business and restaurants*

Female, 30-39, White/Caucasian, Years of residency: Less than 1 year, Children in home: No, Own a business in Dunwoody: No

Question: What do you like the most about living in Dunwoody?

Answer: *Green spaces, access to parks, sidewalks and overall safety.*

Female, 40-49, White/Caucasian, Years of residency: 6 to 10 years, Children in home: Yes, Own a business in Dunwoody: Yes

Question: What do you like the most about living in Dunwoody?

Answer: *The convenience of resources and we feel very safe (other than speeding vehicles on Vernon Oaks Dr).*

Male, 40-49, Latino/Hispanic, Years of residency: 2 to 3 years, Children in home: Yes, Own a business in Dunwoody: No

Question: What do you like the most about living in Dunwoody?

Answer: *It's proximity to all major parts of the metro*

Female, 40-49, More than one race, Years of residency: 6 to 10 years, Children in home: No, Own a business in Dunwoody: No

Question: What do you like the most about living in Dunwoody?

Answer: *The community, location to downtown.*

Female, 65+, White/Caucasian, Years of residency: 2 to 3 years, Children in home: No, Own a business in Dunwoody: No

Question: What do you like the most about living in Dunwoody?

Answer: *Our neighbors*

Female, 65+, White/Caucasian, Years of residency: 21 years and over, Children in home: No, Own a business in Dunwoody: No

Question: What do you like the most about living in Dunwoody?

Answer: *Great location - convenient to so many things and stable community.*

Male, 50-64, White/Caucasian, Years of residency: 16 to 20 years, Children in home: Yes, Own a business in Dunwoody: Yes

Question: What do you like the most about living in Dunwoody?



Answer: *Accessibility to Marta, interstate and mall, yet quiet housing communities*

Male, 40-49, Asian/Pacific Islander, Years of residency: 4 to 5 years, Children in home: Yes, Own a business in Dunwoody: No

Question: What do you like the most about living in Dunwoody?

Answer: *Accessibility*

Female, 40-49, White/Caucasian, Years of residency: 11 to 15 years, Children in home: No, Own a business in Dunwoody: No

Question: What do you like the most about living in Dunwoody?

Answer: *Convenient locations to everything*

Female, 65+, White/Caucasian, Years of residency: 2 to 3 years, Children in home: No, Own a business in Dunwoody: No

Question: What do you like the most about living in Dunwoody?

Answer: *Where we live (Ashworth), we are within walking distance of most services: restaurants, pharmacy, urgent care, library, and so on. And, we are half a mile from two of our children and grandchildren.*

Female, 30-39, White/Caucasian, Years of residency: 4 to 5 years, Children in home: No, Own a business in Dunwoody: No

Question: What do you like the most about living in Dunwoody?

Answer: *Friendly business owners and first responders*

Female, 40-49, White/Caucasian, Years of residency: 6 to 10 years, Children in home: Yes, Own a business in Dunwoody: No

Question: What do you like the most about living in Dunwoody?

Answer: *The small community feel; we see friends or family almost everywhere we go. We love Groovin on the Green at Brook Run, Food Trucks, DNC events, July 4th parade, etc. Barn is a great gathering place, even for families. I don't know Lynn personally, but appreciate seeing her at so many events. She is responsive and helpful on social media.*

Male, 30-39, White/Caucasian, Years of residency: 4 to 5 years, Children in home: Yes, Own a business in Dunwoody: No

Question: What do you like the most about living in Dunwoody?



Answer: *Nice small town feel but close to the city.*

Male, 50-64, White/Caucasian, Years of residency: 4 to 5 years, Children in home: Yes, Own a business in Dunwoody: No

Question: What do you like the most about living in Dunwoody?

Answer: *It's clean, affluent and has mild crime in the area I live.*

Male, 50-64, Other, Years of residency: 21 years and over, Children in home: No, Own a business in Dunwoody: No

Question: What do you like the most about living in Dunwoody?

Answer: *Location, location, location*

Male, 40-49, White/Caucasian, Years of residency: 11 to 15 years, Children in home: Yes, Own a business in Dunwoody: No

Question: What do you like the most about living in Dunwoody?

Answer: *Perfect location in the city. Neighborhoods. Trees.*

Female, 30-39, White/Caucasian, Years of residency: 6 to 10 years, Children in home: Yes, Own a business in Dunwoody: No

Question: What do you like the most about living in Dunwoody?

Answer: *Community, family appeal*

Male, 65+, White/Caucasian, Years of residency: 21 years and over, Children in home: No, Own a business in Dunwoody: No

Question: What do you like the most about living in Dunwoody?

Answer: *Overall feeling and living conditions.*

Male, 50-64, White/Caucasian, Years of residency: 21 years and over, Children in home: Yes, Own a business in Dunwoody: No

Question: What do you like the most about living in Dunwoody?

Answer: *Convenience to the entire metro Atlanta area*

Female, 30-39, White/Caucasian, Years of residency: 2 to 3 years, Children in home: Yes, Own a business in Dunwoody: No

Question: What do you like the most about living in Dunwoody?

Answer: *Proximity and location*

Female, 18-29, White/Caucasian, Years of residency: Less than 1 year, Children in home: No, Own a business in Dunwoody: No

Question: What do you like the most about living in Dunwoody?

Answer: *The people and community.*

Female, 40-49, White/Caucasian, Years of residency: 11 to 15 years, Children in home: Yes, Own a business in Dunwoody: No

Question: What do you like the most about living in Dunwoody?

Answer: *Living near friends, DES, Brook Run, the start of Dunwoody Village*

Female, 30-39, Black/African American, Years of residency: 2 to 3 years, Children in home: Yes, Own a business in Dunwoody: No

Question: What do you like the most about living in Dunwoody?

Answer: *Quite, low traffic, vegetation*

Female, 30-39, White/Caucasian, Years of residency: 6 to 10 years, Children in home: Yes, Own a business in Dunwoody: No

Question: What do you like the most about living in Dunwoody?

Answer: *It's a good mix of the amenities of a city without feeling like we live on top of each other.*

Female, 30-39, White/Caucasian, Years of residency: 6 to 10 years, Children in home: No, Own a business in Dunwoody: No

Question: What do you like the most about living in Dunwoody?

Answer: *Proximity to other parts of the metro area*

Female, 18-29, Black/African American, Years of residency: Less than 1 year, Children in home: Yes, Own a business in Dunwoody: No

Question: What do you like the most about living in Dunwoody?

Answer: *Higher quality standard of living, the people that live in this area are elite*

Male, 65+, White/Caucasian, Years of residency: 2 to 3 years, Children in home: No, Own a business in Dunwoody: No

Question: What do you like the most about living in Dunwoody?

Answer: *Access to the city*

Male, 50-64, White/Caucasian, Years of residency: 21 years and over, Children in home: No, Own a business in Dunwoody: Yes

Question: What do you like the most about living in Dunwoody?

Answer: *Convenience and neighbors*

Prefer not to answer, Prefer not to answer, Prefer not to answer, Years of residency: 21 years and over, Children in home: Yes, Own a business in Dunwoody: No

Question: What do you like the most about living in Dunwoody?

Answer: *safety and security close to many things clean*

Female, 18-29, White/Caucasian, Years of residency: 16 to 20 years, Children in home: No, Own a business in Dunwoody: No

Question: What do you like the most about living in Dunwoody?

Answer: *The multitude of single family home neighborhoods and absence of high rise buildings in Village and Georgetown*

Female, 40-49, White/Caucasian, Years of residency: 11 to 15 years, Children in home: No, Own a business in Dunwoody: No

Question: What do you like the most about living in Dunwoody?

Answer: *People respect each other. There is a community feel.*

Male, 65+, White/Caucasian, Years of residency: 2 to 3 years, Children in home: No, Own a business in Dunwoody: No

Question: What do you like the most about living in Dunwoody?

Answer: *The convenience of merchants being close to where he lives, everything is close.*

Male, 65+, White/Caucasian, Years of residency: 21 years and over, Children in home: No, Own a business in Dunwoody: No

Question: What do you like the most about living in Dunwoody?

Answer: *I used to love it, but the area has changed dramatically. All the apartments have brought a crush of people.*

Female, 65+, White/Caucasian, Years of residency: 21 years and over, Children in home: No, Own a business in Dunwoody: No

Question: What do you like the most about living in Dunwoody?

Answer: *Pretty and mostly nice neighbors*

Female, 30-39, Other, Years of residency: 2 to 3 years, Children in home: No, Own a business in Dunwoody: No

Question: What do you like the most about living in Dunwoody?

Answer: *Close to work*

Male, 65+, White/Caucasian, Years of residency: 21 years and over, Children in home: No, Own a business in Dunwoody: No

Question: What do you like the most about living in Dunwoody?

Answer: *Residential community*

Male, 65+, White/Caucasian, Years of residency: 6 to 10 years, Children in home: No, Own a business in Dunwoody: No

Question: What do you like the most about living in Dunwoody?

Answer: *People*

Female, 40-49, White/Caucasian, Years of residency: 2 to 3 years, Children in home: No, Own a business in Dunwoody: No

Question: What do you like the most about living in Dunwoody?

Answer: *Location, safety, parks*

Male, 30-39, White/Caucasian, Years of residency: 2 to 3 years, Children in home: Yes, Own a business in Dunwoody: No

Question: What do you like the most about living in Dunwoody?

Answer: *Proximity to work and restaurants*

Female, 65+, White/Caucasian, Years of residency: 21 years and over, Children in home: No, Own a business in Dunwoody: No

Question: What do you like the most about living in Dunwoody?

Answer: *Wonderful neighbors*

Female, 30-39, More than one race, Years of residency: 2 to 3 years, Children in home: Yes, Own a business in Dunwoody: No

Question: What do you like the most about living in Dunwoody?

Answer: *na*

Male, Prefer not to answer, Latino/Hispanic, Years of residency: 11 to 15 years, Children in home: No, Own a business in Dunwoody: No

Question: What do you like the most about living in Dunwoody?

Answer: *Family life*

Male, 40-49, White/Caucasian, Years of residency: 11 to 15 years, Children in home: Yes, Own a business in Dunwoody: No

Question: What do you like the most about living in Dunwoody?

Answer: *Central location*

Female, 65+, White/Caucasian, Years of residency: 21 years and over, Children in home: No, Own a business in Dunwoody: No

Question: What do you like the most about living in Dunwoody?

Answer: *This is home for us.*

Male, 50-64, White/Caucasian, Years of residency: 21 years and over, Children in home: No, Own a business in Dunwoody: No

Question: What do you like the most about living in Dunwoody?

Answer: *The residents are very good people*

Male, 50-64, Black/African American, Years of residency: 2 to 3 years, Children in home: No, Own a business in Dunwoody: No



Question: What do you like the most about living in Dunwoody?

Answer: *Safety*

Male, 50-64, Latino/Hispanic, Years of residency: 6 to 10 years, Children in home: No, Own a business in Dunwoody: No

Question: What do you like the most about living in Dunwoody?

Answer: *Residents*

Male, 50-64, White/Caucasian, Years of residency: 6 to 10 years, Children in home: Yes, Own a business in Dunwoody: No

Question: What do you like the most about living in Dunwoody?

Answer: *I live in an affluent area and I like being around the same kind of people. My kids attend Austin Elementary which is the best elementary school in Dekalb. Also, the convenience to shops, restaurants, bars, retailers is very appealing to me.*

Male, 40-49, White/Caucasian, Years of residency: 11 to 15 years, Children in home: Yes, Own a business in Dunwoody: No

Question: What do you like the most about living in Dunwoody?

Answer: *The neighborhoods, parks, location, people and diversity.*

Female, 40-49, White/Caucasian, Years of residency: 4 to 5 years, Children in home: Yes, Own a business in Dunwoody: Yes

Question: What do you like the most about living in Dunwoody?

Answer: *The people and outdoor parks.*

Female, 65+, White/Caucasian, Years of residency: 21 years and over, Children in home: No, Own a business in Dunwoody: No

Question: What do you like the most about living in Dunwoody?

Answer: *I have always like the feeling of a small town in a city. Living in Dunwoody I'm near everything from shopping to the best hospitals and schools. I also love the things we do as a community, such as concerts in Brookrun park and the farmers market. We live in a friendly community. Neighbors help one another. I have lived here thirty years and have never wanted to live anywhere else*

Female, 40-49, White/Caucasian, Years of residency: 2 to 3 years, Children in home: Yes, Own a business in Dunwoody: No

Question: What do you like the most about living in Dunwoody?

Answer: *I like the trees, parks, and nature center.*

Male, 30-39, White/Caucasian, Years of residency: 2 to 3 years, Children in home: Yes, Own a business in Dunwoody: No

Question: What do you like the most about living in Dunwoody?

Answer: *the size, the people, Brookrun park, and its proximity/ location in the Atlanta MSA*

Female, 65+, White/Caucasian, Years of residency: 21 years and over, Children in home: No, Own a business in Dunwoody: No

Question: What do you like the most about living in Dunwoody?

Answer: *It's a small community for one thing or it use to be before all the office buildings came, and a lot of the green space disappeared.*

Male, 50-64, White/Caucasian, Years of residency: 2 to 3 years, Children in home: No, Own a business in Dunwoody: No

Question: What do you like the most about living in Dunwoody?

Answer: *The parks*

Female, 40-49, Latino/Hispanic, Years of residency: 2 to 3 years, Children in home: Yes, Own a business in Dunwoody: No

Question: What do you like the most about living in Dunwoody?

Answer: *Sense of community, the proximity to things*

Male, 40-49, White/Caucasian, Years of residency: 6 to 10 years, Children in home: Yes, Own a business in Dunwoody: No

Question: What do you like the most about living in Dunwoody?

Answer: *Parks*

Female, 40-49, White/Caucasian, Years of residency: 2 to 3 years, Children in home: No, Own a business in Dunwoody: No



Question: What do you like the most about living in Dunwoody?

Answer: *It feels safer than other areas around Atlanta.*

Female, 30-39, White/Caucasian, Years of residency: 2 to 3 years, Children in home: Yes, Own a business in Dunwoody: No

Question: What do you like the most about living in Dunwoody?

Answer: *Location and the people. There's a real sense of community.*

Female, 50-64, Latino/Hispanic, Years of residency: 2 to 3 years, Children in home: No, Own a business in Dunwoody: No

Question: What do you like the most about living in Dunwoody?

Answer: *Location, green areas, easy access to stores, mall, restaurants*

Female, 40-49, More than one race, Years of residency: 11 to 15 years, Children in home: Yes, Own a business in Dunwoody: No

Question: What do you like the most about living in Dunwoody?

Answer: *Community I know since 2009. Proximity to conveniences and to the major city without being actually in the city. The woody feeling of the city (which goes away now with overpopulated urban side of it turned to glass and concrete and with the endless interstate remodel)*

Female, 30-39, White/Caucasian, Years of residency: 4 to 5 years, Children in home: Yes, Own a business in Dunwoody: No

Question: What do you like the most about living in Dunwoody?

Answer: *Central location and ease of access to other parts of the city*

Female, 30-39, Prefer not to answer, Years of residency: 2 to 3 years, Children in home: No, Own a business in Dunwoody: No

Question: What do you like the most about living in Dunwoody?

Answer: *Accessibility to any part of Atlanta*

Male, 40-49, White/Caucasian, Years of residency: 11 to 15 years, Children in home: Yes, Own a business in Dunwoody: Yes

Question: What do you like the most about living in Dunwoody?



Answer: *Small town feel in a big city*

Male, 30-39, White/Caucasian, Years of residency: 4 to 5 years, Children in home: Yes, Own a business in Dunwoody: No

Question: What do you like the most about living in Dunwoody?

Answer: *Convenient location, great neighbors.*

Male, 18-29, White/Caucasian, Years of residency: 4 to 5 years, Children in home: No, Own a business in Dunwoody: No

Question: What do you like the most about living in Dunwoody?

Answer: *Good access to MARTA and highways Farmers market and other events at Brook Run*

Female, 50-64, More than one race, Years of residency: 16 to 20 years, Children in home: No, Own a business in Dunwoody: No

Question: What do you like the most about living in Dunwoody?

Answer: *Prime location*

Female, 30-39, White/Caucasian, Years of residency: 11 to 15 years, Children in home: Yes, Own a business in Dunwoody: No

Question: What do you like the most about living in Dunwoody?

Answer: *Location, small community*

Male, 50-64, White/Caucasian, Years of residency: 16 to 20 years, Children in home: Yes, Own a business in Dunwoody: No

Question: What do you like the most about living in Dunwoody?

Answer: *Great location and community overall.*

Female, 40-49, Latino/Hispanic, Years of residency: 11 to 15 years, Children in home: Yes, Own a business in Dunwoody: No

Question: What do you like the most about living in Dunwoody?

Answer: *Small town next to a big city*

Male, 65+, White/Caucasian, Years of residency: 21 years and over, Children in home: No, Own a business in Dunwoody: No

Question: What do you like the most about living in Dunwoody?

Answer: *It was a good place to raise our children now in their 40's.*

Male, 18-29, White/Caucasian, Years of residency: 2 to 3 years, Children in home: No, Own a business in Dunwoody: No

Question: What do you like the most about living in Dunwoody?

Answer: *The convenient location, good for downtown, norcross, sandy springs access*

Female, 30-39, Latino/Hispanic, Years of residency: 11 to 15 years, Children in home: No, Own a business in Dunwoody: No

Question: What do you like the most about living in Dunwoody?

Answer: *It has a little bit of everything ayer just a few miles away. It has a community feel even though part of it is very cosmopolitan.*

Male, 18-29, Asian/Pacific Islander, Years of residency: 2 to 3 years, Children in home: No, Own a business in Dunwoody: Yes

Question: What do you like the most about living in Dunwoody?

Answer: *Family-friendly*

Female, 30-39, Black/African American, Years of residency: 4 to 5 years, Children in home: No, Own a business in Dunwoody: No

Question: What do you like the most about living in Dunwoody?

Answer: *I appreciate the green space and that apartments and unnecessary buildings are NOT being built unlike Sandy springs and Chamblee. It's excellent to see some wildlife at Brook Run Park and that First Baptist Atlanta Church's parking lot remains in place so I can walk my dog and escape my apartment. The staff members at the library are very kind and the area is clean. I've been living in Dunwoody for almost 5 years.*

Male, 40-49, White/Caucasian, Years of residency: 2 to 3 years, Children in home: Yes, Own a business in Dunwoody: No

Question: What do you like the most about living in Dunwoody?

Answer: *Being in Redfield and the family-friendly nature of the community.*

Male, 50-64, White/Caucasian, Years of residency: 21 years and over, Children in home: No, Own a business in Dunwoody: No

Question: What do you like the most about living in Dunwoody?

Answer: *Convenience, City operations and people*

Male, 50-64, Asian/Pacific Islander, Years of residency: 16 to 20 years, Children in home: Yes, Own a business in Dunwoody: No

Question: What do you like the most about living in Dunwoody?

Answer: *Convenient to Marta and highways*

Male, 40-49, White/Caucasian, Years of residency: 2 to 3 years, Children in home: No, Own a business in Dunwoody: No

Question: What do you like the most about living in Dunwoody?

Answer: *Being so close to Atlanta, it still feels neighborhoody*

Female, Prefer not to answer, White/Caucasian, Years of residency: 21 years and over, Children in home: Prefer not to answer, Own a business in Dunwoody: No

Question: What do you like the most about living in Dunwoody?

Answer: *Dunwoody is a safe and convenient place to live.*

Male, 50-64, Other, Years of residency: 11 to 15 years, Children in home: Yes, Own a business in Dunwoody: No

Question: What do you like the most about living in Dunwoody?

Answer: *Proximity to Atlanta and convenience of everything.*

Prefer not to answer, 18-29, White/Caucasian, Years of residency: Less than 1 year, Children in home: No, Own a business in Dunwoody: No

Question: What do you like the most about living in Dunwoody?

Answer: *The amount of parks in the city.*

Female, 18-29, Asian/Pacific Islander, Years of residency: 2 to 3 years, Children in home: No, Own a business in Dunwoody: No

Question: What do you like the most about living in Dunwoody?



Answer: *Community and outdoor accessibility/safety*

Female, 50-64, Black/African American, Years of residency: 2 to 3 years, Children in home: No, Own a business in Dunwoody: No

Question: What do you like the most about living in Dunwoody?

Answer: *I feel pretty safe and the easy access to stores*

Female, 18-29, Latino/Hispanic, Years of residency: Less than 1 year, Children in home: No, Own a business in Dunwoody: No

Question: What do you like the most about living in Dunwoody?

Answer: *How peaceful it is and it's a beautiful area.*

Female, 40-49, Latino/Hispanic, Years of residency: 11 to 15 years, Children in home: Yes, Own a business in Dunwoody: No

Question: What do you like the most about living in Dunwoody?

Answer: *Safety, convenience of shops and things nearby*

Male, 65+, White/Caucasian, Years of residency: 11 to 15 years, Children in home: No, Own a business in Dunwoody: No

Question: What do you like the most about living in Dunwoody?

Answer: *The location. Just far enough away and close enough to shopping, dining, medical care, mass transit and all the major highways and interstates.*

Prefer not to answer, 18-29, Prefer not to answer, Years of residency: 16 to 20 years, Children in home: No, Own a business in Dunwoody: No

Question: What do you like the most about living in Dunwoody?

Answer: *nothing*

Female, 50-64, Asian/Pacific Islander, Years of residency: 16 to 20 years, Children in home: No, Own a business in Dunwoody: No

Question: What do you like the most about living in Dunwoody?

Answer: *Convenient location to highways, airport, shopping.*

Male, 50-64, More than one race, Years of residency: 6 to 10 years, Children in home: Yes, Own a business in Dunwoody: No

Question: What do you like the most about living in Dunwoody?

Answer: *General respect for the community and friendliness of most residents.*

Male, 50-64, White/Caucasian, Years of residency: 21 years and over, Children in home: No, Own a business in Dunwoody: No

Question: What do you like the most about living in Dunwoody?

Answer: *Location. I have had multiple jobs in the past several years, in very different locations. Dunwoody is hard to beat in terms of a centralized place to live, and commute to jobs elsewhere in the metro area.*

Female, 50-64, Asian/Pacific Islander, Years of residency: 11 to 15 years, Children in home: Yes, Own a business in Dunwoody: No

Question: What do you like the most about living in Dunwoody?

Answer: *Every thing is close by.go to work is easy .*

Prefer not to answer, Prefer not to answer, Prefer not to answer, Years of residency: 2 to 3 years, Children in home: Prefer not to answer, Own a business in Dunwoody: Yes

Question: What do you like the most about living in Dunwoody?

Answer: *Peacefulness*

Female, 50-64, Black/African American, Years of residency: 6 to 10 years, Children in home: Yes, Own a business in Dunwoody: No

Question: What do you like the most about living in Dunwoody?

Answer: *Trails and proximity stores, restaurants and downtown*

Prefer not to answer, Prefer not to answer, Asian/Pacific Islander, Years of residency: 16 to 20 years, Children in home: Prefer not to answer, Own a business in Dunwoody: Yes

Question: What do you like the most about living in Dunwoody?

Answer: *Friendly and loving community. Peace loving people.*

Male, 50-64, Black/African American, Years of residency: 21 years and over, Children in home: No, Own a business in Dunwoody: No

Question: What do you like the most about living in Dunwoody?

Answer: *Location and amenities*

Female, Prefer not to answer, White/Caucasian, Years of residency: 21 years and over, Children in home: No, Own a business in Dunwoody: No

Question: What do you like the most about living in Dunwoody?

Answer: *Safety*

Male, 50-64, Black/African American, Years of residency: 6 to 10 years, Children in home: No, Own a business in Dunwoody: No

Question: What do you like the most about living in Dunwoody?

Answer: *Friendly people Easily accessible to places*

Prefer not to answer, 50-64, Prefer not to answer, Years of residency: 21 years and over, Children in home: No, Own a business in Dunwoody: No

Question: What do you like the most about living in Dunwoody?

Answer: *Small town feel*

Male, 40-49, Latino/Hispanic, Years of residency: 6 to 10 years, Children in home: Yes, Own a business in Dunwoody: No

Question: What do you like the most about living in Dunwoody?

Answer: *Closed to the city, schools*

Female, 18-29, White/Caucasian, Years of residency: 4 to 5 years, Children in home: No, Own a business in Dunwoody: No

Question: What do you like the most about living in Dunwoody?

Answer: *Being close to the city, but being a small town feel*

Male, 18-29, White/Caucasian, Years of residency: Less than 1 year, Children in home: No, Own a business in Dunwoody: No

Question: What do you like the most about living in Dunwoody?

Answer: *The community feels safe and friendly*



Female, 18-29, White/Caucasian, Years of residency: 16 to 20 years, Children in home: No, Own a business in Dunwoody: No

Question: What do you like the most about living in Dunwoody?

Answer: *Accessibility to Atlanta, nice outside community spaces*

Male, 50-64, White/Caucasian, Years of residency: 21 years and over, Children in home: No, Own a business in Dunwoody: No

Question: What do you like the most about living in Dunwoody?

Answer: *Walkable, family friendly and welcoming. Strong neighborhood feel. Small town in the big city.*

Male, 65+, White/Caucasian, Years of residency: 21 years and over, Children in home: No, Own a business in Dunwoody: No

Question: What do you like the most about living in Dunwoody?

Answer: *Quiet, beautiful, clean, conveniently located.*

Male, 50-64, More than one race, Years of residency: 21 years and over, Children in home: No, Own a business in Dunwoody: No

Question: What do you like the most about living in Dunwoody?

Answer: *Community feel particularly with things like events at Brook Run and the Ashford Chase area*

Male, 40-49, White/Caucasian, Years of residency: 6 to 10 years, Children in home: Yes, Own a business in Dunwoody: Yes

Question: What do you like the most about living in Dunwoody?

Answer: *The schools, the community is generally friendly and nice. The location and access to 400 / 285 / Marta is very convenient.*

Female, 30-39, Black/African American, Years of residency: 2 to 3 years, Children in home: No, Own a business in Dunwoody: No

Question: What do you like the most about living in Dunwoody?

Answer: *Proximity to downtown Atlanta. I'm not a fan of being inside the perimeter, this location is just outside and perfect!*

Female, 65+, Latino/Hispanic, Years of residency: 4 to 5 years, Children in home: No, Own a business in Dunwoody: No



Question: What do you like the most about living in Dunwoody?

Answer: *Dunwoody is a beautiful city, not far from Buckhead and Midtown. I feel somewhat safe. I enjoy it's natural beauty—lots of trees.*

Male, 40-49, Latino/Hispanic, Years of residency: 4 to 5 years, Children in home: Yes, Own a business in Dunwoody: No

Question: What do you like the most about living in Dunwoody?

Answer: *Feels safe, and family oriented. A lot of nature but also easy access to Atl city. Marta station nearby. Even if it could use some updates it's a nice town.*

Male, 50-64, White/Caucasian, Years of residency: 21 years and over, Children in home: No, Own a business in Dunwoody: Yes

Question: What do you like the most about living in Dunwoody?

Answer: *Convenient location*

Male, 50-64, White/Caucasian, Years of residency: 6 to 10 years, Children in home: Yes, Own a business in Dunwoody: No

Question: What do you like the most about living in Dunwoody?

Answer: *Convenience to restaurants businesses and highway*

Male, 18-29, Asian/Pacific Islander, Years of residency: 2 to 3 years, Children in home: No, Own a business in Dunwoody: No

Question: What do you like the most about living in Dunwoody?

Answer: *getting my windows smashed in regularly*

Male, 50-64, White/Caucasian, Years of residency: 21 years and over, Children in home: No, Own a business in Dunwoody: No

Question: What do you like the most about living in Dunwoody?

Answer: *Community events*

Female, 30-39, Asian/Pacific Islander, Years of residency: 2 to 3 years, Children in home: No, Own a business in Dunwoody: No

Question: What do you like the most about living in Dunwoody?

Answer: *Small town feel, convenience to all the shopping*

Female, 50-64, Asian/Pacific Islander, Years of residency: 16 to 20 years, Children in home: No, Own a business in Dunwoody: No

Question: What do you like the most about living in Dunwoody?

Answer: *Accessibility*

Male, 40-49, White/Caucasian, Years of residency: 4 to 5 years, Children in home: Yes, Own a business in Dunwoody: No

Question: What do you like the most about living in Dunwoody?

Answer: *Safety, community, proximity to city and highways!*

Male, 18-29, Black/African American, Years of residency: 16 to 20 years, Children in home: No, Own a business in Dunwoody: No

Question: What do you like the most about living in Dunwoody?

Answer: *I like then accessibility of parks within in a walking, running, or biking distance.*

Male, 65+, White/Caucasian, Years of residency: 6 to 10 years, Children in home: No, Own a business in Dunwoody: No

Question: What do you like the most about living in Dunwoody?

Answer: *Parcs*

Prefer not to answer, 40-49, Prefer not to answer, Years of residency: 2 to 3 years, Children in home: No, Own a business in Dunwoody: No

Question: What do you like the most about living in Dunwoody?

Answer: *Access to everything*

Male, 18-29, White/Caucasian, Years of residency: Less than 1 year, Children in home: No, Own a business in Dunwoody: No

Question: What do you like the most about living in Dunwoody?

Answer: *Proximity to work, affordability*

Male, 50-64, Latino/Hispanic, Years of residency: 21 years and over, Children in home: Yes, Own a business in Dunwoody: No

Question: What do you like the most about living in Dunwoody?

Answer: *My neighbors, close to grocery store and medical care parks and bike lanes*

Female, 50-64, Other, Years of residency: 21 years and over, Children in home: No, Own a business in Dunwoody: No

Question: What do you like the most about living in Dunwoody?

Answer: *Sidewalks, the parks, community*

Male, 40-49, White/Caucasian, Years of residency: 6 to 10 years, Children in home: Yes, Own a business in Dunwoody: No

Question: What do you like the most about living in Dunwoody?

Answer: *Interconnected community*

Male, 18-29, White/Caucasian, Years of residency: 4 to 5 years, Children in home: No, Own a business in Dunwoody: No

Question: What do you like the most about living in Dunwoody?

Answer: *The food and community*

Male, 18-29, White/Caucasian, Years of residency: 21 years and over, Children in home: No, Own a business in Dunwoody: No

Question: What do you like the most about living in Dunwoody?

Answer: *The ease of access, great maintenance, and quiet demeanor.*

Female, 18-29, Asian/Pacific Islander, Years of residency: Less than 1 year, Children in home: No, Own a business in Dunwoody: No

Question: What do you like the most about living in Dunwoody?

Answer: *Safety*

Male, 65+, White/Caucasian, Years of residency: 21 years and over, Children in home: No, Own a business in Dunwoody: No

Question: What do you like the most about living in Dunwoody?



Answer: *The quiet friendly atmosphere among neighbors.*

Female, 18-29, Black/African American, Years of residency: 2 to 3 years, Children in home: No, Own a business in Dunwoody: No

Question: What do you like the most about living in Dunwoody?

Answer: *I love living in Dunwoody. It's clean, pretty, and gives a luxurious feel to it. I'm walking distance to a lot of stores.*

Male, 65+, White/Caucasian, Years of residency: 21 years and over, Children in home: No, Own a business in Dunwoody: No

Question: What do you like the most about living in Dunwoody?

Answer: *Affordability . Conveniences*

Female, 50-64, More than one race, Years of residency: 11 to 15 years, Children in home: Yes, Own a business in Dunwoody: No

Question: What do you like the most about living in Dunwoody?

Answer: *Quiet, smaller established suburb*

Female, 30-39, Black/African American, Years of residency: 2 to 3 years, Children in home: No, Own a business in Dunwoody: Yes

Question: What do you like the most about living in Dunwoody?

Answer: *Very clean*

Male, 65+, White/Caucasian, Years of residency: 21 years and over, Children in home: No, Own a business in Dunwoody: Yes

Question: What do you like the most about living in Dunwoody?

Answer: *Quality of life and low tax rate.*

Male, 18-29, White/Caucasian, Years of residency: 2 to 3 years, Children in home: No, Own a business in Dunwoody: No

Question: What do you like the most about living in Dunwoody?

Answer: *Brook run park*

Male, 65+, White/Caucasian, Years of residency: 21 years and over, Children in home: No, Own a business in Dunwoody: No

Question: What do you like the most about living in Dunwoody?

Answer: *Been here 26 years. Mostly safe and friendly and improving.*

Female, 18-29, White/Caucasian, Years of residency: Less than 1 year, Children in home: No, Own a business in Dunwoody: No

Question: What do you like the most about living in Dunwoody?

Answer: *Proximity to shopping, restaurants and freeways. Central location.*

Male, 65+, White/Caucasian, Years of residency: 21 years and over, Children in home: No, Own a business in Dunwoody: No

Question: What do you like the most about living in Dunwoody?

Answer: *People and sense of community.*

Male, 65+, White/Caucasian, Years of residency: 21 years and over, Children in home: No, Own a business in Dunwoody: No

Question: What do you like the most about living in Dunwoody?

Answer: *Great neighborhoods with nice people and friendly neighbors, but it's changing and we can't sit still and watch surrounding communities draw all the new growth while we sit and watch.*

Prefer not to answer, Prefer not to answer, Prefer not to answer, Years of residency: 16 to 20 years, Children in home: Prefer not to answer, Own a business in Dunwoody: No

Question: What do you like the most about living in Dunwoody?

Answer: *The people and the fun activities for kids and adults*

Female, 50-64, Black/African American, Years of residency: 6 to 10 years, Children in home: No, Own a business in Dunwoody: No

Question: What do you like the most about living in Dunwoody?

Answer: *Police do their job*

Prefer not to answer, Prefer not to answer, Prefer not to answer, Years of residency: 21 years and over, Children in home: No, Own a business in Dunwoody: Yes

Question: What do you like the most about living in Dunwoody?

Answer: *Family orientation*

Female, 18-29, White/Caucasian, Years of residency: 2 to 3 years, Children in home: No, Own a business in Dunwoody: No

Question: What do you like the most about living in Dunwoody?

Answer: *Great location and people*

Female, 50-64, Black/African American, Years of residency: Less than 1 year, Children in home: No, Own a business in Dunwoody: No

Question: What do you like the most about living in Dunwoody?

Answer: *It is very clean and has a community feel. It is very easy to get to everything I need (shopping, hospitals, doctor's appointments, and dining)*

Male, 65+, White/Caucasian, Years of residency: 16 to 20 years, Children in home: No, Own a business in Dunwoody: No

Question: What do you like the most about living in Dunwoody?

Answer: *my family lives here*

Male, 65+, White/Caucasian, Years of residency: 21 years and over, Children in home: No, Own a business in Dunwoody: No

Question: What do you like the most about living in Dunwoody?

Answer: *good neighborhoods*

Female, 50-64, Black/African American, Years of residency: 11 to 15 years, Children in home: No, Own a business in Dunwoody: No

Question: What do you like the most about living in Dunwoody?

Answer: *The city had lots of parks & less crime*

Male, 65+, White/Caucasian, Years of residency: 21 years and over, Children in home: No, Own a business in Dunwoody: No

Question: What do you like the most about living in Dunwoody?

Answer: *The great peaceful bedroom community.*

Male, 65+, White/Caucasian, Years of residency: 11 to 15 years, Children in home: No, Own a business in Dunwoody: No

Question: What do you like the most about living in Dunwoody?

Answer: *Nice residential housing communities with good upkeep*

Female, Prefer not to answer, White/Caucasian, Years of residency: 21 years and over, Children in home: No, Own a business in Dunwoody: No

Question: What do you like the most about living in Dunwoody?

Answer: *proximity of things I frequent, restaurants, shopping, and medical facilities*

Male, 65+, White/Caucasian, Years of residency: 21 years and over, Children in home: No, Own a business in Dunwoody: No

Question: What do you like the most about living in Dunwoody?

Answer: *Good neighborhoods, very convenient.*

Male, 65+, White/Caucasian, Years of residency: 21 years and over, Children in home: No, Own a business in Dunwoody: No

Question: What do you like the most about living in Dunwoody?

Answer: *closeness to interstates and only one way in and out of my neighborhood. No Paths and don't want any*

Male, 65+, White/Caucasian, Years of residency: 6 to 10 years, Children in home: No, Own a business in Dunwoody: No

Question: What do you like the most about living in Dunwoody?

Answer: *suburban feel with easy access to shopping and Marta facilitated downtown offerings*

Prefer not to answer, 40-49, Prefer not to answer, Years of residency: 4 to 5 years, Children in home: Yes, Own a business in Dunwoody: No

Question: What do you like the most about living in Dunwoody?

Answer: *The trees. The nice schools. The proximity to perimeter mall shopping.*

Male, 65+, White/Caucasian, Years of residency: 21 years and over, Children in home: No, Own a business in Dunwoody: No



Question: What do you like the most about living in Dunwoody?

Answer: *I am actually ambivalent about living in Dunwoody.*

Female, 30-39, Black/African American, Years of residency: Less than 1 year, Children in home: No, Own a business in Dunwoody: No

Question: What do you like the most about living in Dunwoody?

Answer: *Convenience to a variety of shopping, the abundance of trees and inclusion of local flora to the local city infrastructure*

Prefer not to answer, 40-49, Prefer not to answer, Years of residency: 16 to 20 years, Children in home: Yes, Own a business in Dunwoody: No

Question: What do you like the most about living in Dunwoody?

Answer: *Our wonderful neighbors and good access to GA400, 285, Peachtree Industrial and 85N/S.*

Male, 65+, White/Caucasian, Years of residency: 21 years and over, Children in home: No, Own a business in Dunwoody: No

Question: What do you like the most about living in Dunwoody?

Answer: *Quiet, slower pace.*

Female, 18-29, White/Caucasian, Years of residency: 2 to 3 years, Children in home: No, Own a business in Dunwoody: No

Question: What do you like the most about living in Dunwoody?

Answer: *Quiet, safe*

Prefer not to answer, 50-64, Prefer not to answer, Years of residency: 4 to 5 years, Children in home: No, Own a business in Dunwoody: No

Question: What do you like the most about living in Dunwoody?

Answer: *Our neighborhood, close synagogues, convenient shops and restaurants.*

Prefer not to answer, Prefer not to answer, Prefer not to answer, Years of residency: 21 years and over, Children in home: No, Own a business in Dunwoody: Yes

Question: What do you like the most about living in Dunwoody?

Answer: *Dunwoody has really gone downhill. I like being close to my doctors and shopping. But is this worth it. This area has changed for the worst.*

Male, 18-29, White/Caucasian, Years of residency: Less than 1 year, Children in home: Yes, Own a business in Dunwoody: No

Question: What do you like the most about living in Dunwoody?

Answer: *Suburban feel close to the city. An apparent focus on families, however, I think steps could be made to improve this (as above).*

Male, 65+, White/Caucasian, Years of residency: 21 years and over, Children in home: No, Own a business in Dunwoody: No

Question: What do you like the most about living in Dunwoody?

Answer: *The diversity of people, restaurants and cleanliness*

Male, 40-49, White/Caucasian, Years of residency: 6 to 10 years, Children in home: No, Own a business in Dunwoody: No

Question: What do you like the most about living in Dunwoody?

Answer: *Convince, safety and decent housing*

Male, 65+, White/Caucasian, Years of residency: 2 to 3 years, Children in home: No, Own a business in Dunwoody: No

Question: What do you like the most about living in Dunwoody?

Answer: *Relative quiet and peaceful neighborhoods*

Male, 65+, White/Caucasian, Years of residency: 16 to 20 years, Children in home: No, Own a business in Dunwoody: Yes

Question: What do you like the most about living in Dunwoody?

Answer: *Lack of crime*

Male, 40-49, White/Caucasian, Years of residency: 6 to 10 years, Children in home: Yes, Own a business in Dunwoody: No

Question: What do you like the most about living in Dunwoody?

Answer: *Has the feel of a small town, but with the amenities of a big city.*

Female, 18-29, Latino/Hispanic, Years of residency: 21 years and over, Children in home: Prefer not to answer, Own a business in Dunwoody: No

Question: What do you like the most about living in Dunwoody?

Answer: *The quietness apart from the city.*

Male, 65+, White/Caucasian, Years of residency: 21 years and over, Children in home: No, Own a business in Dunwoody: No

Question: What do you like the most about living in Dunwoody?

Answer: *Responsive local government*

Male, Prefer not to answer, White/Caucasian, Years of residency: 21 years and over, Children in home: No, Own a business in Dunwoody: No

Question: What do you like the most about living in Dunwoody?

Answer: *Neighbors*

Prefer not to answer, Prefer not to answer, Prefer not to answer, Years of residency: 21 years and over, Children in home: Prefer not to answer, Own a business in Dunwoody: No

Question: What do you like the most about living in Dunwoody?

Answer: *Low taxes*

Male, 65+, White/Caucasian, Years of residency: 21 years and over, Children in home: No, Own a business in Dunwoody: No

Question: What do you like the most about living in Dunwoody?

Answer: *I been living in this area for 50 years. It is so special with all the things available to its residents.*

Other, 40-49, Black/African American, Years of residency: 21 years and over, Children in home: Yes, Own a business in Dunwoody: No

Question: What do you like the most about living in Dunwoody?

Answer: *Location*

Male, 65+, White/Caucasian, Years of residency: 21 years and over, Children in home: No, Own a business in Dunwoody: No



Question: What do you like the most about living in Dunwoody?

Answer: *Convenience*

Male, 18-29, White/Caucasian, Years of residency: 2 to 3 years, Children in home: No, Own a business in Dunwoody: No

Question: What do you like the most about living in Dunwoody?

Answer: *Nice area*

Female, 18-29, More than one race, Years of residency: 2 to 3 years, Children in home: No, Own a business in Dunwoody: No

Question: What do you like the most about living in Dunwoody?

Answer: *Parks and trails and lots of community events*

Male, Prefer not to answer, White/Caucasian, Years of residency: 21 years and over, Children in home: No, Own a business in Dunwoody: No

Question: What do you like the most about living in Dunwoody?

Answer: *Location convenience*

Prefer not to answer, 30-39, Prefer not to answer, Years of residency: 4 to 5 years, Children in home: No, Own a business in Dunwoody: Yes

Question: What do you like the most about living in Dunwoody?

Answer: *my private peaceful creek view In my backyard*

Female, 30-39, Asian/Pacific Islander, Years of residency: 6 to 10 years, Children in home: No, Own a business in Dunwoody: No

Question: What do you like the most about living in Dunwoody?

Answer: *Dunwoody is in the middle of everything and the people are very nice*

Prefer not to answer, Prefer not to answer, Prefer not to answer, Years of residency: 21 years and over, Children in home: Prefer not to answer, Own a business in Dunwoody: No

Question: What do you like the most about living in Dunwoody?

Answer: *Small/ local community*



Prefer not to answer, Prefer not to answer, Prefer not to answer, Years of residency: 21 years and over, Children in home: Prefer not to answer, Own a business in Dunwoody: No

Question: What do you like the most about living in Dunwoody?

Answer: *The well maintained residential neighborhoods of single family housing*

Female, 18-29, Asian/Pacific Islander, Years of residency: 2 to 3 years, Children in home: No, Own a business in Dunwoody: No

Question: What do you like the most about living in Dunwoody?

Answer: *The community and amount of things to do. Also the parks*

Female, 30-39, Black/African American, Years of residency: Less than 1 year, Children in home: No, Own a business in Dunwoody: No

Question: What do you like the most about living in Dunwoody?

Answer: *I love the green spaces to qalk and take friends. The events and all the new resturants opening*

Female, 50-64, Asian/Pacific Islander, Years of residency: 6 to 10 years, Children in home: No, Own a business in Dunwoody: No

Question: What do you like the most about living in Dunwoody?

Answer: *Location, low crime rate*

Female, 40-49, Latino/Hispanic, Years of residency: 6 to 10 years, Children in home: Yes, Own a business in Dunwoody: Yes

Question: What do you like the most about living in Dunwoody?

Answer: *Neighborhood*

Male, 18-29, White/Caucasian, Years of residency: Less than 1 year, Children in home: No, Own a business in Dunwoody: No

Question: What do you like the most about living in Dunwoody?

Answer: *The basketball court right next to my apartments*

Female, 18-29, White/Caucasian, Years of residency: 2 to 3 years, Children in home: No, Own a business in Dunwoody: No

Question: What do you like the most about living in Dunwoody?



Answer: *Proximity to stores and parks I like*

Male, 50-64, Latino/Hispanic, Years of residency: 16 to 20 years, Children in home: Yes, Own a business in Dunwoody: No

Question: What do you like the most about living in Dunwoody?

Answer: *Los restaurantes*

Prefer not to answer, 30-39, Black/African American, Years of residency: 2 to 3 years, Children in home: No, Own a business in Dunwoody: No

Question: What do you like the most about living in Dunwoody?

Answer: *Quaint living and parks/trails*

Female, 18-29, White/Caucasian, Years of residency: Less than 1 year, Children in home: No, Own a business in Dunwoody: No

Question: What do you like the most about living in Dunwoody?

Answer: *Nice and clean and high quality area, infrastructure, and people.*

Prefer not to answer, 50-64, Prefer not to answer, Years of residency: 16 to 20 years, Children in home: Prefer not to answer, Own a business in Dunwoody: Yes

Question: What do you like the most about living in Dunwoody?

Answer: *Family feeling*

Female, 40-49, Asian/Pacific Islander, Years of residency: 4 to 5 years, Children in home: Yes, Own a business in Dunwoody: No

Question: What do you like the most about living in Dunwoody?

Answer: *Peaceful, family friendly*

Female, 18-29, White/Caucasian, Years of residency: 2 to 3 years, Children in home: No, Own a business in Dunwoody: No

Question: What do you like the most about living in Dunwoody?

Answer: *Beautiful parks and natural landscapes*

Male, 18-29, White/Caucasian, Years of residency: Less than 1 year, Children in home: No, Own a business in Dunwoody: No

Question: What do you like the most about living in Dunwoody?

Answer: *Restaurants*

Prefer not to answer, Prefer not to answer, Prefer not to answer, Years of residency: 21 years and over, Children in home: Prefer not to answer, Own a business in Dunwoody: No

Question: What do you like the most about living in Dunwoody?

Answer: *The neighborhood and my neighbors*

Prefer not to answer, Prefer not to answer, Prefer not to answer, Years of residency: 21 years and over, Children in home: Prefer not to answer, Own a business in Dunwoody: No

Question: What do you like the most about living in Dunwoody?

Answer: *Convenience of store locations and a nice library.*

Male, 18-29, White/Caucasian, Years of residency: 16 to 20 years, Children in home: Yes, Own a business in Dunwoody: Yes

Question: What do you like the most about living in Dunwoody?

Answer: *Family friendly*

Male, 40-49, Asian/Pacific Islander, Years of residency: 6 to 10 years, Children in home: Yes, Own a business in Dunwoody: Yes

Question: What do you like the most about living in Dunwoody?

Answer: *Greenery and clean*

Male, 18-29, Latino/Hispanic, Years of residency: 2 to 3 years, Children in home: No, Own a business in Dunwoody: No

Question: What do you like the most about living in Dunwoody?

Answer: *Low crime rate, streets are in excellent condition, no trash on the streets*

Female, 50-64, Black/African American, Years of residency: 4 to 5 years, Children in home: Yes, Own a business in Dunwoody: No

Question: What do you like the most about living in Dunwoody?

Answer: *convenience to major interstates, shopping, restaurants, family-friendly, safety*

Female, 50-64, Black/African American, Years of residency: 2 to 3 years, Children in home: No, Own a business in Dunwoody: No

Question: What do you like the most about living in Dunwoody?

Answer: *The peacefulness, trees, and proximity to shopping, activities, and parks.*

VERBATIM RESPONSES
QUESTION 4 (Other)

City of Dunwoody – Community Survey

Verbatim Responses: Question 4 (Other)

Female, 30-39, Black/African American, Years of residency: 4 to 5 years, Children in home: No, Own a business in Dunwoody: No

Question: What city do you work in?

Answer: *Gwinnett*

Female, 40-49, Black/African American, Years of residency: 6 to 10 years, Children in home: Yes, Own a business in Dunwoody: No

Question: What city do you work in?

Answer: *Cumming*

Female, 40-49, Black/African American, Years of residency: 6 to 10 years, Children in home: Yes, Own a business in Dunwoody: No

Question: What city do you work in?

Answer: *Midtown*

Male, 40-49, Latino/Hispanic, Years of residency: 2 to 3 years, Children in home: Yes, Own a business in Dunwoody: No

Question: What city do you work in?

Answer: *No particular city*

Male, 18-29, White/Caucasian, Years of residency: 4 to 5 years, Children in home: No, Own a business in Dunwoody: No

Question: What city do you work in?

Answer: *Lawrenceville*

Female, Prefer not to answer, Black/African American, Years of residency: 11 to 15 years, Children in home: Prefer not to answer, Own a business in Dunwoody: No

Question: What city do you work in?

Answer: *Milton*

Male, 18-29, White/Caucasian, Years of residency: 21 years and over, Children in home: No, Own a business in Dunwoody: No

Question: What city do you work in?

Answer: *Student*

Male, 30-39, Black/African American, Years of residency: 4 to 5 years, Children in home: No, Own a business in Dunwoody: No

Question: What city do you work in?

Answer: *Kansas city, Missouri*

Female, 40-49, White/Caucasian, Years of residency: 6 to 10 years, Children in home: Yes, Own a business in Dunwoody: No

Question: What city do you work in?

Answer: *Marietta*

Female, 50-64, White/Caucasian, Years of residency: 16 to 20 years, Children in home: Yes, Own a business in Dunwoody: No

Question: What city do you work in?

Answer: *Buckhead*

Male, 30-39, White/Caucasian, Years of residency: 11 to 15 years, Children in home: No, Own a business in Dunwoody: No

Question: What city do you work in?

Answer: *Duluth*

Male, 50-64, White/Caucasian, Years of residency: 4 to 5 years, Children in home: No, Own a business in Dunwoody: No

Question: What city do you work in?

Answer: *Doraville*

Female, 30-39, White/Caucasian, Years of residency: 6 to 10 years, Children in home: Yes, Own a business in Dunwoody: No



Question: What city do you work in?

Answer: *Varies, within the metro area*

Male, 18-29, White/Caucasian, Years of residency: 21 years and over, Children in home: No, Own a business in Dunwoody: Yes

Question: What city do you work in?

Answer: *Johns Creek*

Female, 30-39, Latino/Hispanic, Years of residency: 16 to 20 years, Children in home: Yes, Own a business in Dunwoody: No

Question: What city do you work in?

Answer: *No*

Female, 40-49, White/Caucasian, Years of residency: 2 to 3 years, Children in home: Yes, Own a business in Dunwoody: Yes

Question: What city do you work in?

Answer: *Roswell*

Female, 30-39, White/Caucasian, Years of residency: 6 to 10 years, Children in home: Yes, Own a business in Dunwoody: No

Question: What city do you work in?

Answer: *Forsyth*

Female, 18-29, Asian/Pacific Islander, Years of residency: Less than 1 year, Children in home: No, Own a business in Dunwoody: No

Question: What city do you work in?

Answer: *North Druid Hills*

Male, 50-64, White/Caucasian, Years of residency: 6 to 10 years, Children in home: No, Own a business in Dunwoody: No

Question: What city do you work in?

Answer: *McDonough*



Male, 65+, White/Caucasian, Years of residency: 21 years and over, Children in home: No, Own a business in Dunwoody: No

Question: What city do you work in?

Answer: *Travel 5 counties*

Female, 50-64, White/Caucasian, Years of residency: 21 years and over, Children in home: No, Own a business in Dunwoody: No

Question: What city do you work in?

Answer: *work from home*

Male, 65+, White/Caucasian, Years of residency: 16 to 20 years, Children in home: No, Own a business in Dunwoody: No

Question: What city do you work in?

Answer: *none*

Male, 40-49, White/Caucasian, Years of residency: 6 to 10 years, Children in home: Yes, Own a business in Dunwoody: No

Question: What city do you work in?

Answer: *Cobb galleria*

Male, 50-64, White/Caucasian, Years of residency: 21 years and over, Children in home: No, Own a business in Dunwoody: No

Question: What city do you work in?

Answer: *Atlanta in morning home in Dunwoody in afternoon.*

Male, 50-64, White/Caucasian, Years of residency: 11 to 15 years, Children in home: Yes, Own a business in Dunwoody: Yes

Question: What city do you work in?

Answer: *Kennesaw*

Male, 18-29, Other, Years of residency: 21 years and over, Children in home: No, Own a business in Dunwoody: No

Question: What city do you work in?

Answer: *Kennesaw*

Male, 40-49, White/Caucasian, Years of residency: 4 to 5 years, Children in home: Yes, Own a business in Dunwoody: No

Question: What city do you work in?

Answer: *Buckhead*

Male, 40-49, White/Caucasian, Years of residency: 2 to 3 years, Children in home: No, Own a business in Dunwoody: No

Question: What city do you work in?

Answer: *Peachtree Corners*

Male, 30-39, White/Caucasian, Years of residency: 2 to 3 years, Children in home: Yes, Own a business in Dunwoody: No

Question: What city do you work in?

Answer: *Marietta*

Female, 18-29, White/Caucasian, Years of residency: 4 to 5 years, Children in home: No, Own a business in Dunwoody: No

Question: What city do you work in?

Answer: *Kennesaw*

Female, 30-39, Latino/Hispanic, Years of residency: 2 to 3 years, Children in home: Yes, Own a business in Dunwoody: No

Question: What city do you work in?

Answer: *Smyrna/Cobb County*

Female, 30-39, White/Caucasian, Years of residency: Less than 1 year, Children in home: Yes, Own a business in Dunwoody: No

Question: What city do you work in?

Answer: *Alpharetta, Clarkston, and Dunwoody*

Female, 18-29, White/Caucasian, Years of residency: 16 to 20 years, Children in home: No, Own a business in Dunwoody: No

Question: What city do you work in?

Answer: *Roswell*

Prefer not to answer, 40-49, Prefer not to answer, Years of residency: 6 to 10 years, Children in home: Yes, Own a business in Dunwoody: No

Question: What city do you work in?

Answer: *Remote worker*

Female, 30-39, More than one race, Years of residency: 2 to 3 years, Children in home: Prefer not to answer, Own a business in Dunwoody: No

Question: What city do you work in?

Answer: *Remote, live in Dunwoody work for NY*

Female, 40-49, White/Caucasian, Years of residency: 11 to 15 years, Children in home: Yes, Own a business in Dunwoody: No

Question: What city do you work in?

Answer: *Decatur*

Prefer not to answer, Prefer not to answer, Prefer not to answer, Years of residency: 21 years and over, Children in home: Prefer not to answer, Own a business in Dunwoody: Yes

Question: What city do you work in?

Answer: *All over the state, country and world*

Male, 30-39, White/Caucasian, Years of residency: 2 to 3 years, Children in home: No, Own a business in Dunwoody: No

Question: What city do you work in?

Answer: *I work from home in Dunwoody*

Female, 40-49, Asian/Pacific Islander, Years of residency: 11 to 15 years, Children in home: Yes, Own a business in Dunwoody: No

Question: What city do you work in?



Answer: *Roswell and Alpharetta*

Female, 30-39, White/Caucasian, Years of residency: 6 to 10 years, Children in home: No, Own a business in Dunwoody: No

Question: What city do you work in?

Answer: *Marietta*

Male, 40-49, White/Caucasian, Years of residency: 6 to 10 years, Children in home: No, Own a business in Dunwoody: No

Question: What city do you work in?

Answer: *Work from home*

Female, 30-39, White/Caucasian, Years of residency: 2 to 3 years, Children in home: Yes, Own a business in Dunwoody: No

Question: What city do you work in?

Answer: *I don't work outside the home*

Male, 65+, White/Caucasian, Years of residency: 21 years and over, Children in home: No, Own a business in Dunwoody: No

Question: What city do you work in?

Answer: *Roswell*

Female, 30-39, White/Caucasian, Years of residency: 6 to 10 years, Children in home: Yes, Own a business in Dunwoody: No

Question: What city do you work in?

Answer: *Duluth*

Female, 30-39, White/Caucasian, Years of residency: 4 to 5 years, Children in home: No, Own a business in Dunwoody: No

Question: What city do you work in?

Answer: *Roswell*

Prefer not to answer, Prefer not to answer, Prefer not to answer, Years of residency: 6 to 10 years, Children in home: Yes, Own a business in Dunwoody: No

Question: What city do you work in?

Answer: *WFH*

Female, Prefer not to answer, White/Caucasian, Years of residency: 21 years and over, Children in home: No, Own a business in Dunwoody: No

Question: What city do you work in?

Answer: *Retired now -did work at Piedmont Atlanta Hospital*

Female, 30-39, White/Caucasian, Years of residency: 2 to 3 years, Children in home: Yes, Own a business in Dunwoody: No

Question: What city do you work in?

Answer: *Roswell*

Male, 40-49, White/Caucasian, Years of residency: 6 to 10 years, Children in home: Yes, Own a business in Dunwoody: No

Question: What city do you work in?

Answer: *Out of state. Split between 1 week a month working*

Female, 30-39, More than one race, Years of residency: 2 to 3 years, Children in home: No, Own a business in Dunwoody: No

Question: What city do you work in?

Answer: *Decatur*

Male, 40-49, White/Caucasian, Years of residency: 16 to 20 years, Children in home: Yes, Own a business in Dunwoody: No

Question: What city do you work in?

Answer: *College park*

Female, 30-39, Latino/Hispanic, Years of residency: 2 to 3 years, Children in home: Yes, Own a business in Dunwoody: No

Question: What city do you work in?



Answer: *Decatur*

Male, 30-39, White/Caucasian, Years of residency: 6 to 10 years, Children in home: Yes, Own a business in Dunwoody: No

Question: What city do you work in?

Answer: *Remote*

Male, 30-39, White/Caucasian, Years of residency: 21 years and over, Children in home: No, Own a business in Dunwoody: No

Question: What city do you work in?

Answer: *Travel 100% of time for work*

Female, 30-39, White/Caucasian, Years of residency: 6 to 10 years, Children in home: Yes, Own a business in Dunwoody: No

Question: What city do you work in?

Answer: *Vinings, GA*

Male, 40-49, Latino/Hispanic, Years of residency: 2 to 3 years, Children in home: Yes, Own a business in Dunwoody: No

Question: What city do you work in?

Answer: *Cumming Athens and Lawrenceville*

Female, 40-49, More than one race, Years of residency: 6 to 10 years, Children in home: No, Own a business in Dunwoody: No

Question: What city do you work in?

Answer: *Several surrounding cities*

Female, 65+, White/Caucasian, Years of residency: 21 years and over, Children in home: No, Own a business in Dunwoody: No

Question: What city do you work in?

Answer: *work from home*

Male, 40-49, Asian/Pacific Islander, Years of residency: 4 to 5 years, Children in home: Yes, Own a business in Dunwoody: No

Question: What city do you work in?

Answer: *Various*

Male, 30-39, White/Caucasian, Years of residency: 4 to 5 years, Children in home: Yes, Own a business in Dunwoody: No

Question: What city do you work in?

Answer: *Smyrna*

Male, 50-64, White/Caucasian, Years of residency: 4 to 5 years, Children in home: Yes, Own a business in Dunwoody: No

Question: What city do you work in?

Answer: *Doraville*

Male, 50-64, White/Caucasian, Years of residency: 21 years and over, Children in home: Yes, Own a business in Dunwoody: No

Question: What city do you work in?

Answer: *Suwanee*

Female, 18-29, White/Caucasian, Years of residency: 16 to 20 years, Children in home: No, Own a business in Dunwoody: No

Question: What city do you work in?

Answer: *Roswell*

Female, 40-49, White/Caucasian, Years of residency: 11 to 15 years, Children in home: No, Own a business in Dunwoody: No

Question: What city do you work in?

Answer: *Remote - I work at home with companies all over th*

Female, 40-49, White/Caucasian, Years of residency: 2 to 3 years, Children in home: No, Own a business in Dunwoody: No

Question: What city do you work in?



Answer: *Marietta*

Male, 50-64, Latino/Hispanic, Years of residency: 6 to 10 years, Children in home: No, Own a business in Dunwoody: No

Question: What city do you work in?

Answer: *Disabled*

Female, 40-49, Latino/Hispanic, Years of residency: 2 to 3 years, Children in home: Yes, Own a business in Dunwoody: No

Question: What city do you work in?

Answer: *Brookhaven, but on the Dunwoody border*

Female, 30-39, White/Caucasian, Years of residency: 2 to 3 years, Children in home: Yes, Own a business in Dunwoody: No

Question: What city do you work in?

Answer: *Smyrna*

Female, 40-49, More than one race, Years of residency: 11 to 15 years, Children in home: Yes, Own a business in Dunwoody: No

Question: What city do you work in?

Answer: *Remote work*

Male, 30-39, White/Caucasian, Years of residency: 4 to 5 years, Children in home: Yes, Own a business in Dunwoody: No

Question: What city do you work in?

Answer: *No office - remote out of home in Dunwoody*

Male, 18-29, White/Caucasian, Years of residency: 2 to 3 years, Children in home: No, Own a business in Dunwoody: No

Question: What city do you work in?

Answer: *Buckhead*

Female, 30-39, Latino/Hispanic, Years of residency: 11 to 15 years, Children in home: No, Own a business in Dunwoody: No

Question: What city do you work in?

Answer: *Work from home*

Male, 18-29, Asian/Pacific Islander, Years of residency: 2 to 3 years, Children in home: No, Own a business in Dunwoody: Yes

Question: What city do you work in?

Answer: *Remote*

Male, 40-49, White/Caucasian, Years of residency: 2 to 3 years, Children in home: Yes, Own a business in Dunwoody: No

Question: What city do you work in?

Answer: *Remote - HQ is in San Francisco*

Male, 40-49, White/Caucasian, Years of residency: 2 to 3 years, Children in home: No, Own a business in Dunwoody: No

Question: What city do you work in?

Answer: *Lawrenceville*

Male, 50-64, Other, Years of residency: 11 to 15 years, Children in home: Yes, Own a business in Dunwoody: No

Question: What city do you work in?

Answer: *Office is in Marietta but I work from home most da*

Prefer not to answer, 18-29, White/Caucasian, Years of residency: Less than 1 year, Children in home: No, Own a business in Dunwoody: No

Question: What city do you work in?

Answer: *Buckhead*

Female, 18-29, Asian/Pacific Islander, Years of residency: 2 to 3 years, Children in home: No, Own a business in Dunwoody: No

Question: What city do you work in?

Answer: *Marietta*



Male, 50-64, More than one race, Years of residency: 6 to 10 years, Children in home: Yes, Own a business in Dunwoody: No

Question: What city do you work in?

Answer: *Smyrna*

Male, 50-64, Black/African American, Years of residency: 21 years and over, Children in home: No, Own a business in Dunwoody: No

Question: What city do you work in?

Answer: *Tucker*

Male, 50-64, White/Caucasian, Years of residency: 6 to 10 years, Children in home: Yes, Own a business in Dunwoody: No

Question: What city do you work in?

Answer: *Cobb County*

Prefer not to answer, 40-49, Prefer not to answer, Years of residency: 2 to 3 years, Children in home: No, Own a business in Dunwoody: No

Question: What city do you work in?

Answer: *Athens*

Male, 18-29, White/Caucasian, Years of residency: Less than 1 year, Children in home: No, Own a business in Dunwoody: No

Question: What city do you work in?

Answer: *Duluth*

Female, 18-29, White/Caucasian, Years of residency: Less than 1 year, Children in home: No, Own a business in Dunwoody: No

Question: What city do you work in?

Answer: *Marietta*

Female, 18-29, White/Caucasian, Years of residency: 2 to 3 years, Children in home: No, Own a business in Dunwoody: No



Question: What city do you work in?

Answer: *Tucker*

Prefer not to answer, 40-49, Prefer not to answer, Years of residency: 4 to 5 years, Children in home: Yes, Own a business in Dunwoody: No

Question: What city do you work in?

Answer: *Buckhead*

Male, 65+, White/Caucasian, Years of residency: 16 to 20 years, Children in home: No, Own a business in Dunwoody: Yes

Question: What city do you work in?

Answer: *Lilburn*

Female, 18-29, White/Caucasian, Years of residency: Less than 1 year, Children in home: No, Own a business in Dunwoody: No

Question: What city do you work in?

Answer: *Flowery Branch*

Female, 40-49, Asian/Pacific Islander, Years of residency: 4 to 5 years, Children in home: Yes, Own a business in Dunwoody: No

Question: What city do you work in?

Answer: *Smyrna*

Male, 18-29, White/Caucasian, Years of residency: Less than 1 year, Children in home: No, Own a business in Dunwoody: No

Question: What city do you work in?

Answer: *Kennesaw*

Male, 40-49, Asian/Pacific Islander, Years of residency: 6 to 10 years, Children in home: Yes, Own a business in Dunwoody: Yes

Question: What city do you work in?

Answer: *Peachtree Corners*



VERBATIM RESPONSES

QUESTION 6

City of Dunwoody – Community Survey

Verbatim Responses: Question 6

Female, 50-64, Black/African American, Years of residency: 6 to 10 years, Children in home: No, Own a business in Dunwoody: No

Question: Why are you dissatisfied with the services provided by the City of Dunwoody?

Answer: *Road work*

Male, 30-39, Black/African American, Years of residency: 6 to 10 years, Children in home: No, Own a business in Dunwoody: No

Question: Why are you dissatisfied with the services provided by the City of Dunwoody?

Answer: *Service calls can't take more than three days sometime*

Female, 18-29, White/Caucasian, Years of residency: 21 years and over, Children in home: No, Own a business in Dunwoody: No

Question: Why are you dissatisfied with the services provided by the City of Dunwoody?

Answer: *I was just dissatisfied.*

Female, 50-64, White/Caucasian, Years of residency: 21 years and over, Children in home: No, Own a business in Dunwoody: No

Question: Why are you dissatisfied with the services provided by the City of Dunwoody?

Answer: *Slowness in getting anything done. We have meetings and surveys and more meetings...but very little gets done.*

Male, 30-39, Asian/Pacific Islander, Years of residency: 2 to 3 years, Children in home: Yes, Own a business in Dunwoody: No

Question: Why are you dissatisfied with the services provided by the City of Dunwoody?

Answer: *Looking just 10 minutes south in Brookhaven the plaza centers and infrastructure is much more improved compared to Dunwoody and updated for this day and age rather than appearing dated. Also, police presence is low and more police can assist with speeding and crime (in fact, a grandparent was held up at gunpoint in broad daylight a few months ago at Georgetown Park)*

Female, 65+, White/Caucasian, Years of residency: 21 years and over, Children in home: No, Own a business in Dunwoody: Yes

Question: Why are you dissatisfied with the services provided by the City of Dunwoody?

Answer: *Property taxes increase (based on inflated values), inordinate tax credits for the developers & what seems to be lack of accountability to the builders and developers for all the road & pothole issues.*

Female, 40-49, White/Caucasian, Years of residency: 2 to 3 years, Children in home: Yes, Own a business in Dunwoody: No

Question: Why are you dissatisfied with the services provided by the City of Dunwoody?

Answer: *I would prefer more family friendly services and places. more events for young kids like touch a truck. events like lemonade days are fun, but they are very big and crowded. the movie/music events at brook run in the summer seem fun but are after bedtime for littles so we have not been able to attend.*

Male, 30-39, More than one race, Years of residency: 2 to 3 years, Children in home: No, Own a business in Dunwoody: No

Question: Why are you dissatisfied with the services provided by the City of Dunwoody?

Answer: *Garbage collection does a poor job. I find my garbage spilled on the side of the road after collection quite often*

Male, 65+, White/Caucasian, Years of residency: 21 years and over, Children in home: No, Own a business in Dunwoody: No

Question: Why are you dissatisfied with the services provided by the City of Dunwoody?

Answer: *Garbage pickup twice weekly is still needed or as a minimum, a major pickup for trash that will not fit in a garbage can in a plastic bag.*

Female, 50-64, More than one race, Years of residency: 21 years and over, Children in home: No, Own a business in Dunwoody: No

Question: Why are you dissatisfied with the services provided by the City of Dunwoody?

Answer: *Used to be a great place. Now it's too crowded and the city hasn't kept up with the growth*

Male, 30-39, Asian/Pacific Islander, Years of residency: 2 to 3 years, Children in home: Yes, Own a business in Dunwoody: No

Question: Why are you dissatisfied with the services provided by the City of Dunwoody?

Answer: *#NAME?*



Male, 50-64, White/Caucasian, Years of residency: 21 years and over, Children in home: No, Own a business in Dunwoody: No

Question: Why are you dissatisfied with the services provided by the City of Dunwoody?

Answer: *Other communities like sandy springs, Brookhaven and Johns creek seem to do things to encourage fun like help entertainment districts and music festivals happen. Dunwoody seems to do little of this*

Male, 18-29, White/Caucasian, Years of residency: 2 to 3 years, Children in home: No, Own a business in Dunwoody: No

Question: Why are you dissatisfied with the services provided by the City of Dunwoody?

Answer: *Road construction taking forever and not sure if the final outcome will be better than what it was in spots.*

Male, 50-64, White/Caucasian, Years of residency: 16 to 20 years, Children in home: No, Own a business in Dunwoody: No

Question: Why are you dissatisfied with the services provided by the City of Dunwoody?

Answer: *Police need to be allowed to remove homeless/panhandlers from loitering in public areas. Drug rehab centers need to be gone!*

Female, 40-49, White/Caucasian, Years of residency: 6 to 10 years, Children in home: Yes, Own a business in Dunwoody: No

Question: Why are you dissatisfied with the services provided by the City of Dunwoody?

Answer: *Fire and rescue delayed responses. Otherwise, all is great.*

Prefer not to answer, 40-49, More than one race, Years of residency: 11 to 15 years, Children in home: Yes, Own a business in Dunwoody: No

Question: Why are you dissatisfied with the services provided by the City of Dunwoody?

Answer: *I feel like a lot of money is being spent on small parks that don't seem to provide much benefit and also money is being spent the aesthetics of the roads/area, but getting rid of lanes and space that could help with traffic flow.*

Female, 30-39, Latino/Hispanic, Years of residency: 2 to 3 years, Children in home: Yes, Own a business in Dunwoody: No

Question: Why are you dissatisfied with the services provided by the City of Dunwoody?

Answer: *I complain and feel like I am not being heard. The mayor is too busy cutting ribbons and being at social settings. However, real issues are not being tackled.*

Male, 40-49, White/Caucasian, Years of residency: 4 to 5 years, Children in home: No, Own a business in Dunwoody: No

Question: Why are you dissatisfied with the services provided by the City of Dunwoody?

Answer: *Police are very unfriendly and arrogant.*

Female, 65+, White/Caucasian, Years of residency: 2 to 3 years, Children in home: No, Own a business in Dunwoody: No

Question: Why are you dissatisfied with the services provided by the City of Dunwoody?

Answer: *There is no sewer available to us.*

Male, 50-64, White/Caucasian, Years of residency: 16 to 20 years, Children in home: Yes, Own a business in Dunwoody: Yes

Question: Why are you dissatisfied with the services provided by the City of Dunwoody?

Answer: *Slow response of public works*

Female, 30-39, White/Caucasian, Years of residency: 4 to 5 years, Children in home: No, Own a business in Dunwoody: No

Question: Why are you dissatisfied with the services provided by the City of Dunwoody?

Answer: *Police officers do the best they can but are understaffed. A salary increase is needed in order to retain/recruit officers and reduce response time to a call.*

Female, 30-39, White/Caucasian, Years of residency: 6 to 10 years, Children in home: No, Own a business in Dunwoody: No

Question: Why are you dissatisfied with the services provided by the City of Dunwoody?

Answer: *We have some basics that just haven't been fully realized. For example, we have big, well maintained parks, but nothing like sports leagues for kids and adults, no public pool, and a very slim selection of city sponsored activities (things like the farmer's market are nice but very narrow offering). There are a lot of events, but they basically cater to the same audience with little diversity/uniqueness. Also most of the city council seems out of touch. They talk about making Dunwoody a destination but focus so much on things like paths and preventing breweries from opening, and that's just not what the largest demographic of people who will spend money and invest in Dunwoody as a destination want.*

Male, 50-64, White/Caucasian, Years of residency: 21 years and over, Children in home: No, Own a business in Dunwoody: No

Question: Why are you dissatisfied with the services provided by the City of Dunwoody?

Answer: *I have written and called the city perhaps 30 times about trash dumpsters in Dunwoody Village being dumped at ridiculously/illegal early hours. Nothing has been done ! The problem continues. I often work late hours and need to sleep. PLEASE endorse the law.*

Male, 50-64, White/Caucasian, Years of residency: 6 to 10 years, Children in home: Yes, Own a business in Dunwoody: No

Question: Why are you dissatisfied with the services provided by the City of Dunwoody?

Answer: *I don't think the city council truly understands everything that is going on in the city. I think we have better informed citizens who would do a better job on the council.*

Male, 40-49, White/Caucasian, Years of residency: 11 to 15 years, Children in home: Yes, Own a business in Dunwoody: No

Question: Why are you dissatisfied with the services provided by the City of Dunwoody?

Answer: *In order to do basic home renovation and maintenance, the city's overbearing policies as well as difficulty getting answers to questions related to residential maintenance.*

Female, 30-39, Latino/Hispanic, Years of residency: 11 to 15 years, Children in home: No, Own a business in Dunwoody: No

Question: Why are you dissatisfied with the services provided by the City of Dunwoody?

Answer: *Construction in Chamblee Dunwoody has been going on for over a year, internet seems to be off at least once every 2 weeks and it started when construction finally picked up. Trash from businesses around Georgetown sometimes is not picked up for weeks, which leads to birds and pests all around the area. There should be some sort of restriction for drones around 285, it feels like an invasion of privacy for those of us who live in buildings having cameras watching you at night. Also there should be some sort of control for building new commercial buildings. At least 50% of the storefronts around Ashford Dunwoody are vacant, and yet there are multiple buildings being built. Instead of approving new builds the city should help small business owners to fill the vacant spaces.*

Male, 50-64, Asian/Pacific Islander, Years of residency: 16 to 20 years, Children in home: Yes, Own a business in Dunwoody: No

Question: Why are you dissatisfied with the services provided by the City of Dunwoody?

Answer: *They invested on purchasing lands but did not have lights on many streets.*

Female, 50-64, Black/African American, Years of residency: 2 to 3 years, Children in home: No, Own a business in Dunwoody: No

Question: Why are you dissatisfied with the services provided by the City of Dunwoody?

Answer: *The EMS service is horrible as I stated above, I was having heart attack and could not get ambulance*

Prefer not to answer, 18-29, Prefer not to answer, Years of residency: 16 to 20 years, Children in home: No, Own a business in Dunwoody: No

Question: Why are you dissatisfied with the services provided by the City of Dunwoody?

Answer: *they never get things done on time, near impossible to navigate any of the government offices, the city is extremely proformitive with their actions to satisfy white upper middle class instead of the people*

Male, 40-49, Latino/Hispanic, Years of residency: 4 to 5 years, Children in home: Yes, Own a business in Dunwoody: No

Question: Why are you dissatisfied with the services provided by the City of Dunwoody?

Answer: *Garbage service - recently the crew refuses to grab anything not shoved in the bin. I've never had to be so strategic with my garbage. Entire neighborhood had people's garbage sitting on the street for weeks because nobody knew there was an apparent policy change. Water utilities - I go to a Lexus nexis site to pay my bill. Non of my payment info saves. To setup autopay reqs filling out a physical form. This was acceptable around 2008. Power outages - all the power lines are above ground. In addition to looking bad, power goes out significantly more than when I lived in other areas.*

Male, 18-29, Asian/Pacific Islander, Years of residency: 2 to 3 years, Children in home: No, Own a business in Dunwoody: No

Question: Why are you dissatisfied with the services provided by the City of Dunwoody?

Answer: *crime*

Prefer not to answer, 40-49, Prefer not to answer, Years of residency: 2 to 3 years, Children in home: No, Own a business in Dunwoody: No

Question: Why are you dissatisfied with the services provided by the City of Dunwoody?

Answer: *Inconsistency on trash services; lack of noticeable police presence*

Male, 65+, White/Caucasian, Years of residency: 21 years and over, Children in home: No, Own a business in Dunwoody: No

Question: Why are you dissatisfied with the services provided by the City of Dunwoody?

Answer: *See above responses.*

Prefer not to answer, Prefer not to answer, Prefer not to answer, Years of residency: 16 to 20 years, Children in home: Prefer not to answer, Own a business in Dunwoody: No

Question: Why are you dissatisfied with the services provided by the City of Dunwoody?

Answer: *Landscape and roads have not been maintained. Perimeter mall has had too many shootings and thefts. 285 construction has caused too many accidents. The litter on the highways and off/on ramps is not picked up.*

Prefer not to answer, 40-49, Prefer not to answer, Years of residency: 4 to 5 years, Children in home: Yes, Own a business in Dunwoody: No

Question: Why are you dissatisfied with the services provided by the City of Dunwoody?

Answer: *The Dunwoody police are aggressive traffic cops. They do not make me feel safe.*

Prefer not to answer, Prefer not to answer, Prefer not to answer, Years of residency: 21 years and over, Children in home: No, Own a business in Dunwoody: Yes

Question: Why are you dissatisfied with the services provided by the City of Dunwoody?

Answer: *Crime continues to increase. Something needs to be done.*

Prefer not to answer, Prefer not to answer, Prefer not to answer, Years of residency: 21 years and over, Children in home: Prefer not to answer, Own a business in Dunwoody: No

Question: Why are you dissatisfied with the services provided by the City of Dunwoody?

Answer: *Lack of funds for street and road repaving - many homeowners have never had their streets repaved by the city as promised when we voted to become a city*

Male, 65+, White/Caucasian, Years of residency: 21 years and over, Children in home: No, Own a business in Dunwoody: No

Question: Why are you dissatisfied with the services provided by the City of Dunwoody?

Answer: *Not complete and no senior services.*

Prefer not to answer, Prefer not to answer, Prefer not to answer, Years of residency: 21 years and over, Children in home: Prefer not to answer, Own a business in Dunwoody: No

Question: Why are you dissatisfied with the services provided by the City of Dunwoody?

Answer: *What began as a drive towards a self governing small town appears to have grown into a Buckhead wannabe.*

Prefer not to answer, 50-64, Prefer not to answer, Years of residency: 16 to 20 years, Children in home: Prefer not to answer, Own a business in Dunwoody: Yes

Question: Why are you dissatisfied with the services provided by the City of Dunwoody?

Answer: *Only a select group of people the city listens too. All these parks/trails have been approved and there's no money for them and you all think adding taxes to the residents is the answer when all of us are being hit w/higher inflation and taxes now. There's zero common sense w/these committees!*

Female, 18-29, White/Caucasian, Years of residency: 2 to 3 years, Children in home: No, Own a business in Dunwoody: No

Question: Why are you dissatisfied with the services provided by the City of Dunwoody?

Answer: *Could use more sidewalks and more benefits for those of us living in apartments in lower income neighborhoods*

Prefer not to answer, Prefer not to answer, Prefer not to answer, Years of residency: 21 years and over, Children in home: Prefer not to answer, Own a business in Dunwoody: No

Question: Why are you dissatisfied with the services provided by the City of Dunwoody?

Answer: *Government is not responsible for providing recreational services. Too much development. I thought Dunwoody was green".*

VERBATIM RESPONSES

QUESTION 9

City of Dunwoody – Community Survey

Verbatim Responses: Question 9

Male, 50-64, Black/African American, Years of residency: 16 to 20 years, Children in home: No, Own a business in Dunwoody: No

Question: Why are you dissatisfied with the overall quality of life in Dunwoody?

Answer: *They want to become the City of Dunwoody instead of being part of DeKalb County.*

Prefer not to answer, Prefer not to answer, Prefer not to answer, Years of residency: 21 years and over, Children in home: Prefer not to answer, Own a business in Dunwoody: No

Question: Why are you dissatisfied with the overall quality of life in Dunwoody?

Answer: *Traffic, losing its charm. Becoming another crime ridden Atlanta city.*

Male, 30-39, Asian/Pacific Islander, Years of residency: 2 to 3 years, Children in home: Yes, Own a business in Dunwoody: No

Question: Why are you dissatisfied with the overall quality of life in Dunwoody?

Answer: *Crime increasing and infrastructure remains poor*

Male, 65+, White/Caucasian, Years of residency: 16 to 20 years, Children in home: No, Own a business in Dunwoody: No

Question: Why are you dissatisfied with the overall quality of life in Dunwoody?

Answer: *dunwoody council on voting and roads. to many apartments and outdoor basketball courts*

Male, 50-64, White/Caucasian, Years of residency: 16 to 20 years, Children in home: No, Own a business in Dunwoody: No

Question: Why are you dissatisfied with the overall quality of life in Dunwoody?

Answer: *It is no longer a safe area to live*

Female, 30-39, White/Caucasian, Years of residency: 6 to 10 years, Children in home: Yes, Own a business in Dunwoody: No

Question: Why are you dissatisfied with the overall quality of life in Dunwoody?

Answer: *Dunwoody is not developing as rapidly as other surrounding cities*

Female, 30-39, White/Caucasian, Years of residency: 6 to 10 years, Children in home: No, Own a business in Dunwoody: No

Question: Why are you dissatisfied with the overall quality of life in Dunwoody?

Answer: *I like the location of Dunwoody, but always find myself going to nearby places like Chamblee, Norcross, Sandy Springs for activities and dining. They have more variety in those areas that cater to diverse interests. There is also so much constant construction in Dunwoody that it's gotten really hard to get around.*

Male, 65+, White/Caucasian, Years of residency: 21 years and over, Children in home: No, Own a business in Dunwoody: No

Question: Why are you dissatisfied with the overall quality of life in Dunwoody?

Answer: *Hard to comment on this without sounding like some old guy yelling get off my lawn. Too many people, too many cars, and the general tone of the city has gone down, best observed in the aggressive driving, lots more arrests,"*

Male, 50-64, White/Caucasian, Years of residency: 21 years and over, Children in home: No, Own a business in Dunwoody: No

Question: Why are you dissatisfied with the overall quality of life in Dunwoody?

Answer: *Zoning laws not endorsed. Stream buffers are ignored. Public officials unwilling to listen to residents.*

Male, 40-49, White/Caucasian, Years of residency: 2 to 3 years, Children in home: Yes, Own a business in Dunwoody: No

Question: Why are you dissatisfied with the overall quality of life in Dunwoody?

Answer: *I know there are preliminary plans about updating Dunwoody Village, but that needs to accelerate. The city has a reputation (while being family-friendly) for being for an older resident base. We need to revitalize and lean in to younger families by revamping the Village and providing more family-centric services.*

Male, 50-64, Asian/Pacific Islander, Years of residency: 16 to 20 years, Children in home: Yes, Own a business in Dunwoody: No

Question: Why are you dissatisfied with the overall quality of life in Dunwoody?

Answer: *Traffic is very bad 7-8am and 4-6pm. Streets are very dark in evenings. There is no downtown as Sandy Springs.*

Male, 18-29, Asian/Pacific Islander, Years of residency: 2 to 3 years, Children in home: No, Own a business in Dunwoody: No

Question: Why are you dissatisfied with the overall quality of life in Dunwoody?

Answer: *crime and potholes*

Prefer not to answer, Prefer not to answer, Prefer not to answer, Years of residency: 16 to 20 years, Children in home: Prefer not to answer, Own a business in Dunwoody: No

Question: Why are you dissatisfied with the overall quality of life in Dunwoody?

Answer: *It used to be a lot better. Traffic and noise worse. Destruction of property, trees, fences and brick walls has increased. Violent crime has increased. School ratings have gone down and parents took their kids out of town to other schools*

Female, Prefer not to answer, White/Caucasian, Years of residency: 21 years and over, Children in home: No, Own a business in Dunwoody: No

Question: Why are you dissatisfied with the overall quality of life in Dunwoody?

Answer: *over crowded in mall area and lack of safety*

Prefer not to answer, 40-49, Prefer not to answer, Years of residency: 16 to 20 years, Children in home: Yes, Own a business in Dunwoody: No

Question: Why are you dissatisfied with the overall quality of life in Dunwoody?

Answer: *Poor dining, walking, biking options. Lack of creativity or a logical master plan.*

Prefer not to answer, Prefer not to answer, Prefer not to answer, Years of residency: 21 years and over, Children in home: No, Own a business in Dunwoody: Yes

Question: Why are you dissatisfied with the overall quality of life in Dunwoody?

Answer: *The area has changed. Cars racing down mt vernon and chamblee dunwoody at night following closely. Also, will not return to Perimeter Mall until crime is reduced.*

Prefer not to answer, Prefer not to answer, Prefer not to answer, Years of residency: 21 years and over, Children in home: Prefer not to answer, Own a business in Dunwoody: No

Question: Why are you dissatisfied with the overall quality of life in Dunwoody?

Answer: *As previously stated - lack of adequate funds for street and road repaving*

Prefer not to answer, Prefer not to answer, Prefer not to answer, Years of residency: 21 years and over, Children in home: Prefer not to answer, Own a business in Dunwoody: No

Question: Why are you dissatisfied with the overall quality of life in Dunwoody?

Answer: *The dual focus on growth & packing more people into apartments.*

Prefer not to answer, 50-64, Prefer not to answer, Years of residency: 16 to 20 years, Children in home: Prefer not to answer, Own a business in Dunwoody: Yes

Question: Why are you dissatisfied with the overall quality of life in Dunwoody?

Answer: *Same as above and crime is getting to be more and more.*

VERBATIM RESPONSES
QUESTION 57 (Other)

City of Dunwoody – Community Survey

Verbatim Responses: Question 57 (Other)

Female, 65+, Black/African American, Years of residency: 21 years and over, Children in home: No, Own a business in Dunwoody: No

Question: Which of the following special events in Dunwoody, if any, have you attended in the past year?

Answer: *Music in the Park in the amphitheater in Brook Run*

Female, 50-64, Latino/Hispanic, Years of residency: 21 years and over, Children in home: No, Own a business in Dunwoody: No

Question: Which of the following special events in Dunwoody, if any, have you attended in the past year?

Answer: *Market Fare in Brooklyn*

Male, 30-39, Black/African American, Years of residency: 4 to 5 years, Children in home: No, Own a business in Dunwoody: No

Question: Which of the following special events in Dunwoody, if any, have you attended in the past year?

Answer: *Reggae Festival*

Female, 65+, White/Caucasian, Years of residency: 6 to 10 years, Children in home: No, Own a business in Dunwoody: No

Question: Which of the following special events in Dunwoody, if any, have you attended in the past year?

Answer: *Community gardens*

Male, 30-39, White/Caucasian, Years of residency: Less than 1 year, Children in home: No, Own a business in Dunwoody: No

Question: Which of the following special events in Dunwoody, if any, have you attended in the past year?

Answer: *Lunar New Year*

Male, 50-64, Black/African American, Years of residency: 16 to 20 years, Children in home: Yes, Own a business in Dunwoody: Yes

Question: Which of the following special events in Dunwoody, if any, have you attended in the past year?

Answer: *L.Days*

Female, 65+, White/Caucasian, Years of residency: 21 years and over, Children in home: No, Own a business in Dunwoody: No

Question: Which of the following special events in Dunwoody, if any, have you attended in the past year?

Answer: *Kosher bbq*

Female, 18-29, White/Caucasian, Years of residency: Less than 1 year, Children in home: No, Own a business in Dunwoody: No

Question: Which of the following special events in Dunwoody, if any, have you attended in the past year?

Answer: *Green eggs and kegs*

Male, 18-29, White/Caucasian, Years of residency: 4 to 5 years, Children in home: No, Own a business in Dunwoody: No

Question: Which of the following special events in Dunwoody, if any, have you attended in the past year?

Answer: *Farmers market, artist market*

Male, 18-29, White/Caucasian, Years of residency: 2 to 3 years, Children in home: No, Own a business in Dunwoody: No

Question: Which of the following special events in Dunwoody, if any, have you attended in the past year?

Answer: *Lunar new year*

Female, 50-64, Other, Years of residency: 21 years and over, Children in home: No, Own a business in Dunwoody: No

Question: Which of the following special events in Dunwoody, if any, have you attended in the past year?

Answer: *Snap Dragon at Garden*

Male, 65+, White/Caucasian, Years of residency: 21 years and over, Children in home: No, Own a business in Dunwoody: Yes

Question: Which of the following special events in Dunwoody, if any, have you attended in the past year?

Answer: *Farm to Table Dinner at Donaldson-Bannister*

Female, Prefer not to answer, White/Caucasian, Years of residency: 21 years and over, Children in home: No, Own a business in Dunwoody: No

Question: Which of the following special events in Dunwoody, if any, have you attended in the past year?

Answer: *Needs Senior Center*

Prefer not to answer, 40-49, Prefer not to answer, Years of residency: 4 to 5 years, Children in home: Yes, Own a business in Dunwoody: No

Question: Which of the following special events in Dunwoody, if any, have you attended in the past year?

Answer: *Xmas lights in park!*

Female, 50-64, Asian/Pacific Islander, Years of residency: 6 to 10 years, Children in home: No, Own a business in Dunwoody: No

Question: Which of the following special events in Dunwoody, if any, have you attended in the past year?

Answer: *Saturday Dunwoody Market*

Prefer not to answer, Prefer not to answer, Prefer not to answer, Years of residency: 21 years and over, Children in home: Prefer not to answer, Own a business in Dunwoody: No

Question: Which of the following special events in Dunwoody, if any, have you attended in the past year?

Answer: *Participants should pay an admission fee to attend*

VERBATIM RESPONSES
QUESTION 58 (Other)

City of Dunwoody – Community Survey

Verbatim Responses: Question 58 (Other)

Female, 18-29, Black/African American, Years of residency: 4 to 5 years, Children in home: No, Own a business in Dunwoody: Yes

Question: How do you get news and information from the City?

Answer: *Verbally through locals.*

Female, 18-29, White/Caucasian, Years of residency: 21 years and over, Children in home: No, Own a business in Dunwoody: No

Question: How do you get news and information from the City?

Answer: *Family and friends by word of mouth and the signs*

Prefer not to answer, 30-39, Prefer not to answer, Years of residency: 21 years and over, Children in home: No, Own a business in Dunwoody: No

Question: How do you get news and information from the City?

Answer: *Crier, Dunwoody Neighbor*

Male, 40-49, Asian/Pacific Islander, Years of residency: 2 to 3 years, Children in home: Yes, Own a business in Dunwoody: No

Question: How do you get news and information from the City?

Answer: *Search Engine (Google)*

Female, 30-39, White/Caucasian, Years of residency: 2 to 3 years, Children in home: Yes, Own a business in Dunwoody: No

Question: How do you get news and information from the City?

Answer: *Street banners*

Male, 18-29, Other, Years of residency: 21 years and over, Children in home: No, Own a business in Dunwoody: No

Question: How do you get news and information from the City?

Answer: *Word of mouth*

Female, 30-39, White/Caucasian, Years of residency: 4 to 5 years, Children in home: Yes, Own a business in Dunwoody: No

Question: How do you get news and information from the City?

Answer: *Word of mouth*

Female, 30-39, White/Caucasian, Years of residency: 6 to 10 years, Children in home: No, Own a business in Dunwoody: No

Question: How do you get news and information from the City?

Answer: *Flags hung on Chamblee Dunwoody Road promoting eve*

Male, 50-64, White/Caucasian, Years of residency: 21 years and over, Children in home: No, Own a business in Dunwoody: No

Question: How do you get news and information from the City?

Answer: *neighbors*

Female, 40-49, White/Caucasian, Years of residency: 2 to 3 years, Children in home: No, Own a business in Dunwoody: No

Question: How do you get news and information from the City?

Answer: *Word of mouth*

Female, 18-29, White/Caucasian, Years of residency: 2 to 3 years, Children in home: No, Own a business in Dunwoody: No

Question: How do you get news and information from the City?

Answer: *Signs posts by the road*

Male, 40-49, Asian/Pacific Islander, Years of residency: 6 to 10 years, Children in home: Yes, Own a business in Dunwoody: Yes

Question: How do you get news and information from the City?

Answer: *Neighbors*

VERBATIM RESPONSES
QUESTION 59 (Other)

City of Dunwoody – Community Survey

Verbatim Responses: Question 59 (Other)

Male, 65+, Black/African American, Years of residency: 16 to 20 years, Children in home: No, Own a business in Dunwoody: No

Question: Please indicate which if any of these social apps and websites you use regularly.

Answer: *Google*

Female, 50-64, White/Caucasian, Years of residency: 21 years and over, Children in home: No, Own a business in Dunwoody: No

Question: Please indicate which if any of these social apps and websites you use regularly.

Answer: *Telegram*

Female, 18-29, White/Caucasian, Years of residency: 4 to 5 years, Children in home: No, Own a business in Dunwoody: No

Question: Please indicate which if any of these social apps and websites you use regularly.

Answer: *Meetup*

Male, 50-64, White/Caucasian, Years of residency: 21 years and over, Children in home: No, Own a business in Dunwoody: No

Question: Please indicate which if any of these social apps and websites you use regularly.

Answer: *WhatsUp App*

Male, 65+, White/Caucasian, Years of residency: 21 years and over, Children in home: No, Own a business in Dunwoody: No

Question: Please indicate which if any of these social apps and websites you use regularly.

Answer: *Fox news*

Prefer not to answer, 40-49, Prefer not to answer, Years of residency: 4 to 5 years, Children in home: Yes, Own a business in Dunwoody: No

Question: Please indicate which if any of these social apps and websites you use regularly.

Answer: *Discord*

VERBATIM RESPONSES
QUESTION 6o (Other)

City of Dunwoody – Community Survey

Verbatim Responses: Question 60 (Other)

Female, 40-49, Black/African American, Years of residency: 6 to 10 years, Children in home: Yes, Own a business in Dunwoody: No

Question: What are your top sources for news and information about issues related to Dunwoody?

Answer: *Spotify*

Female, 50-64, Black/African American, Years of residency: 6 to 10 years, Children in home: No, Own a business in Dunwoody: No

Question: What are your top sources for news and information about issues related to Dunwoody?

Answer: *News*

Female, 40-49, Other, Years of residency: 11 to 15 years, Children in home: Yes, Own a business in Dunwoody: No

Question: What are your top sources for news and information about issues related to Dunwoody?

Answer: *Other*

Male, 65+, White/Caucasian, Years of residency: 21 years and over, Children in home: No, Own a business in Dunwoody: No

Question: What are your top sources for news and information about issues related to Dunwoody?

Answer: *Fox news*

Male, 65+, White/Caucasian, Years of residency: 21 years and over, Children in home: No, Own a business in Dunwoody: No

Question: What are your top sources for news and information about issues related to Dunwoody?

Answer: *Dunwoody Crier and Dunwoody Reporter and word of m*

Prefer not to answer, 50-64, Prefer not to answer, Years of residency: 4 to 5 years, Children in home: No, Own a business in Dunwoody: No

Question: What are your top sources for news and information about issues related to Dunwoody?

Answer: *Neighbors*

Male, 18-29, White/Caucasian, Years of residency: Less than 1 year, Children in home: No, Own a business in Dunwoody: No

Question: What are your top sources for news and information about issues related to Dunwoody?

Answer: *You guys mail it to me*

Male, 18-29, White/Caucasian, Years of residency: 16 to 20 years, Children in home: Yes, Own a business in Dunwoody: Yes

Question: What are your top sources for news and information about issues related to Dunwoody?

Answer: *The AHA Connection newsletter*