

Timestamp	Resolution	Total Volume	Max Speed	Min Speed	Mean Speed	85% Speed	Median Speed	Pace Speed
2020-09-22 00:00:59	60	0	0	0	0.0	0.0	0.0	0.0
2020-09-22 01:00:59	60	0	0	0	0.0	0.0	0.0	0.0
2020-09-22 02:00:59	60	0	0	0	0.0	0.0	0.0	0.0
2020-09-22 03:00:59	60	0	0	0	0.0	0.0	0.0	0.0
2020-09-22 04:00:59	60	0	0	0	0.0	0.0	0.0	0.0
2020-09-22 05:00:59	60	2	37	8	23.0	37.0	8.0	24.0
2020-09-22 06:00:59	60	0	0	0	0.0	0.0	0.0	0.0
2020-09-22 07:00:59	60	8	38	10	26.0	30.0	27.0	26.0
2020-09-22 08:00:59	60	20	35	7	24.0	31.0	27.0	27.0
2020-09-22 09:00:59	60	20	31	7	22.0	27.0	23.0	24.0
2020-09-22 10:00:59	60	17	33	6	23.0	28.0	23.0	25.0
2020-09-22 11:00:59	60	16	29	12	24.0	27.0	25.0	25.0
2020-09-22 12:00:59	60	23	36	7	24.0	31.0	27.0	28.0
2020-09-22 13:00:59	60	16	30	7	21.0	28.0	22.0	25.0
2020-09-22 14:00:59	60	17	33	6	22.0	29.0	26.0	29.0
2020-09-22 15:00:59	60	21	33	9	24.0	30.0	25.0	25.0
2020-09-22 16:00:59	60	18	45	6	24.0	29.0	24.0	25.0
2020-09-22 17:00:59	60	25	34	5	24.0	31.0	25.0	26.0
2020-09-22 18:00:59	60	33	34	5	19.0	27.0	20.0	22.0
2020-09-22 19:00:59	60	3	32	20	25.0	32.0	24.0	24.0
2020-09-22 20:00:59	60	7	33	23	27.0	31.0	25.0	28.0
2020-09-22 21:00:59	60	2	20	19	20.0	20.0	19.0	20.0
2020-09-22 22:00:59	60	3	23	8	16.0	23.0	16.0	16.0
2020-09-22 23:00:59	60	5	33	18	24.0	26.0	23.0	22.0

2020-09-23 00:00:59	60	0	0	0	0.0	0.0	0.0	0.0
2020-09-23 01:00:59	60	0	0	0	0.0	0.0	0.0	0.0
2020-09-23 02:00:59	60	0	0	0	0.0	0.0	0.0	0.0
2020-09-23 03:00:59	60	0	0	0	0.0	0.0	0.0	0.0
2020-09-23 04:00:59	60	0	0	0	0.0	0.0	0.0	0.0
2020-09-23 05:00:59	60	2	31	23	27.0	31.0	23.0	27.0
2020-09-23 06:00:59	60	1	25	25	25.0	25.0	25.0	25.0
2020-09-23 07:00:59	60	10	34	5	23.0	28.0	27.0	25.0
2020-09-23 08:00:59	60	22	33	7	25.0	30.0	24.0	28.0
2020-09-23 09:00:59	60	18	32	7	23.0	29.0	26.0	26.0
2020-09-23 10:00:59	60	19	36	7	24.0	30.0	24.0	26.0
2020-09-23 11:00:59	60	15	29	8	24.0	28.0	27.0	25.0
2020-09-23 12:00:59	60	22	31	5	19.0	25.0	21.0	24.0
2020-09-23 13:00:59	60	29	30	5	21.0	26.0	22.0	22.0
2020-09-23 14:00:59	60	19	39	5	22.0	28.0	22.0	24.0
2020-09-23 15:00:59	60	23	34	6	24.0	30.0	24.0	25.0
2020-09-23 16:00:59	60	34	40	7	26.0	31.0	25.0	24.0
2020-09-23 17:00:59	60	19	33	9	22.0	26.0	24.0	24.0
2020-09-23 18:00:59	60	19	29	8	22.0	27.0	22.0	24.0
2020-09-23 19:00:59	60	11	27	6	16.0	24.0	13.0	10.0
2020-09-23 20:00:59	60	7	31	21	26.0	28.0	25.0	26.0
2020-09-23 21:00:59	60	0	0	0	0.0	0.0	0.0	0.0
2020-09-23 22:00:59	60	2	22	21	22.0	22.0	21.0	22.0
2020-09-23 23:00:59	60	0	0	0	0.0	0.0	0.0	0.0
2020-09-24 00:00:59	60	1	8	8	8.0	8.0	8.0	9.0

2020-09-24 01:00:59	60	0	0	0	0.0	0.0	0.0	0.0
2020-09-24 02:00:59	60	0	0	0	0.0	0.0	0.0	0.0
2020-09-24 03:00:59	60	0	0	0	0.0	0.0	0.0	0.0
2020-09-24 04:00:59	60	0	0	0	0.0	0.0	0.0	0.0
2020-09-24 05:00:59	60	2	33	27	30.0	33.0	27.0	30.0
2020-09-24 06:00:59	60	3	33	5	21.0	33.0	26.0	30.0
2020-09-24 07:00:59	60	11	38	5	23.0	29.0	24.0	25.0
2020-09-24 08:00:59	60	19	44	8	26.0	31.0	26.0	26.0
2020-09-24 09:00:59	60	27	33	6	21.0	28.0	22.0	23.0
2020-09-24 10:00:59	60	18	33	6	21.0	27.0	22.0	24.0
2020-09-24 11:00:59	60	7	30	6	21.0	29.0	23.0	27.0
2020-09-24 12:00:59	60	19	36	8	24.0	28.0	26.0	25.0
2020-09-24 13:00:59	60	27	36	5	23.0	29.0	25.0	25.0
2020-09-24 14:00:59	60	22	32	6	23.0	28.0	25.0	27.0
2020-09-24 15:00:59	60	7	34	15	23.0	28.0	22.0	20.0
2020-09-24 16:38:59	60	0	0	0	0.0	0.0	0.0	0.0
2020-09-24 16:46:59	60	1	8	8	8.0	8.0	8.0	9.0
2020-09-24 17:00:59	60	5	23	7	19.0	23.0	22.0	21.0
2020-09-24 17:32:59	60	0	0	0	0.0	0.0	0.0	0.0
2020-09-24 17:38:59	60	0	0	0	0.0	0.0	0.0	0.0
2020-09-24 17:44:59	60	0	0	0	0.0	0.0	0.0	0.0
2020-09-24 17:45:59	60	0	0	0	0.0	0.0	0.0	0.0
2020-09-24 18:00:59	60	5	28	5	13.0	17.0	8.0	8.0
2020-09-24 19:00:59	60	18	25	5	10.0	10.0	7.0	8.0
2020-09-24 20:00:59	60	5	28	21	25.0	27.0	27.0	25.0

2020-09-24 21:00:59	60	0	0	0	0.0	0.0	0.0	0.0
2020-09-24 22:00:59	60	0	0	0	0.0	0.0	0.0	0.0
2020-09-24 23:00:59	60	0	0	0	0.0	0.0	0.0	0.0
2020-09-25 00:00:59	60	0	0	0	0.0	0.0	0.0	0.0
2020-09-25 01:00:59	60	2	18	9	14.0	18.0	9.0	14.0
2020-09-25 02:00:59	60	0	0	0	0.0	0.0	0.0	0.0
2020-09-25 03:00:59	60	0	0	0	0.0	0.0	0.0	0.0
2020-09-25 04:00:59	60	1	9	9	9.0	9.0	9.0	10.0
2020-09-25 05:00:59	60	2	33	28	31.0	33.0	28.0	31.0
2020-09-25 06:00:59	60	2	32	25	29.0	32.0	25.0	29.0
2020-09-25 07:00:59	60	23	37	8	23.0	30.0	27.0	26.0
2020-09-25 08:00:59	60	16	34	23	28.0	31.0	28.0	29.0
2020-09-25 09:00:59	60	21	31	14	24.0	27.0	24.0	26.0
2020-09-25 10:00:59	60	17	31	9	22.0	27.0	22.0	22.0
2020-09-25 11:00:59	60	17	35	16	26.0	33.0	24.0	24.0
2020-09-25 12:00:59	60	13	27	7	22.0	26.0	24.0	23.0
2020-09-25 13:00:59	60	17	32	5	23.0	28.0	24.0	25.0
2020-09-25 14:00:59	60	26	37	10	26.0	31.0	26.0	26.0
2020-09-25 15:00:59	60	32	39	5	20.0	28.0	24.0	25.0
2020-09-25 16:00:59	60	21	35	6	22.0	30.0	24.0	24.0
2020-09-25 17:00:59	60	16	33	17	24.0	27.0	25.0	22.0
2020-09-25 18:00:59	60	20	36	13	25.0	29.0	25.0	24.0
2020-09-25 19:00:59	60	12	35	9	23.0	29.0	21.0	24.0
2020-09-25 20:00:59	60	9	27	5	23.0	27.0	26.0	23.0
2020-09-25 21:00:59	60	5	27	16	23.0	25.0	25.0	23.0

2020-09-25 22:00:59	60	6	30	17	25.0	27.0	24.0	26.0
2020-09-25 23:00:59	60	3	29	21	25.0	29.0	25.0	25.0
2020-09-26 00:00:59	60	1	24	24	24.0	24.0	24.0	24.0
2020-09-26 01:00:59	60	2	15	10	13.0	15.0	10.0	13.0
2020-09-26 02:00:59	60	0	0	0	0.0	0.0	0.0	0.0
2020-09-26 03:00:59	60	0	0	0	0.0	0.0	0.0	0.0
2020-09-26 04:00:59	60	0	0	0	0.0	0.0	0.0	0.0
2020-09-26 05:00:59	60	0	0	0	0.0	0.0	0.0	0.0
2020-09-26 06:00:59	60	1	41	41	41.0	41.0	41.0	41.0
2020-09-26 07:00:59	60	8	30	6	22.0	30.0	26.0	27.0
2020-09-26 08:00:59	60	13	33	5	21.0	28.0	25.0	27.0
2020-09-26 09:00:59	60	13	28	6	21.0	25.0	23.0	23.0
2020-09-26 10:00:59	60	15	34	19	27.0	31.0	26.0	28.0
2020-09-26 11:00:59	60	18	30	7	21.0	28.0	24.0	26.0
2020-09-26 12:00:59	60	16	35	5	26.0	33.0	28.0	29.0
2020-09-26 13:00:59	60	24	34	5	24.0	30.0	25.0	26.0
2020-09-26 14:00:59	60	24	33	5	21.0	28.0	22.0	24.0
2020-09-26 15:00:59	60	14	30	17	25.0	28.0	25.0	26.0
2020-09-26 16:00:59	60	16	30	6	19.0	27.0	22.0	25.0
2020-09-26 17:00:59	60	22	35	6	21.0	30.0	22.0	27.0
2020-09-26 18:00:59	60	23	28	8	21.0	26.0	23.0	24.0
2020-09-26 19:00:59	60	14	33	18	25.0	29.0	25.0	24.0
2020-09-26 20:00:59	60	17	32	7	19.0	26.0	19.0	22.0
2020-09-26 21:00:59	60	7	26	16	23.0	26.0	24.0	21.0
2020-09-26 22:00:59	60	4	32	25	28.0	27.0	26.0	29.0

2020-09-26 23:00:59	60	2	26	24	25.0	26.0	24.0	25.0
2020-09-27 00:00:59	60	1	25	25	25.0	25.0	25.0	25.0
2020-09-27 01:00:59	60	0	0	0	0.0	0.0	0.0	0.0
2020-09-27 02:00:59	60	0	0	0	0.0	0.0	0.0	0.0
2020-09-27 03:00:59	60	0	0	0	0.0	0.0	0.0	0.0
2020-09-27 04:00:59	60	1	27	27	27.0	27.0	27.0	27.0
2020-09-27 05:00:59	60	2	36	26	31.0	36.0	26.0	31.0
2020-09-27 06:00:59	60	0	0	0	0.0	0.0	0.0	0.0
2020-09-27 07:00:59	60	3	29	23	27.0	29.0	28.0	26.0
2020-09-27 08:00:59	60	4	28	6	21.0	26.0	22.0	25.0
2020-09-27 09:00:59	60	10	32	7	24.0	29.0	24.0	25.0
2020-09-27 10:00:59	60	12	37	14	26.0	28.0	27.0	24.0
2020-09-27 11:00:59	60	9	33	8	24.0	31.0	28.0	28.0
2020-09-27 12:00:59	60	20	35	13	27.0	30.0	27.0	30.0
2020-09-27 13:00:59	60	25	34	5	22.0	30.0	24.0	27.0
2020-09-27 14:00:59	60	22	39	17	26.0	30.0	26.0	26.0
2020-09-27 15:00:59	60	14	28	10	19.0	27.0	18.0	19.0
2020-09-27 16:00:59	60	17	30	17	24.0	27.0	24.0	24.0
2020-09-27 17:00:59	60	16	31	6	21.0	29.0	23.0	26.0
2020-09-27 18:00:59	60	8	32	24	27.0	29.0	27.0	28.0
2020-09-27 19:00:59	60	8	33	20	28.0	33.0	27.0	30.0
2020-09-27 20:00:59	60	2	30	24	27.0	30.0	24.0	27.0
2020-09-27 21:00:59	60	4	35	24	29.0	30.0	26.0	28.0
2020-09-27 22:00:59	60	1	27	27	27.0	27.0	27.0	27.0
2020-09-27 23:00:59	60	0	0	0	0.0	0.0	0.0	0.0

2020-09-28 00:00:59	60	0	0	0	0.0	0.0	0.0	0.0
2020-09-28 01:00:59	60	0	0	0	0.0	0.0	0.0	0.0
2020-09-28 02:00:59	60	0	0	0	0.0	0.0	0.0	0.0
2020-09-28 03:00:59	60	0	0	0	0.0	0.0	0.0	0.0
2020-09-28 04:00:59	60	0	0	0	0.0	0.0	0.0	0.0
2020-09-28 05:00:59	60	5	33	7	15.0	19.0	9.0	9.0
2020-09-28 06:00:59	60	0	0	0	0.0	0.0	0.0	0.0



Start: 2020-09-22

End: 2020-09-28

Times: 0:00-23:59

Speed Range: 1 to 150

Overall Summary

Total Days of Data: 7

Speed Limit: 25

Average Speed: 22.84

50th Percentile Speed: 23.7

85th Percentile Speed: 28.25

Pace Speed Range: 20-30

Minimum Speed: 5

Maximum Speed: 45

Display Mode: Speed Display

Average Volume per Day: 206.3

Total Volume: 1444



Start: 2020-09-22
End: 2020-09-28
Times: 0:00-23:59

Speed Bins: Size 5, Range 1 to 150
Time View: By Hour (Total Volumes)

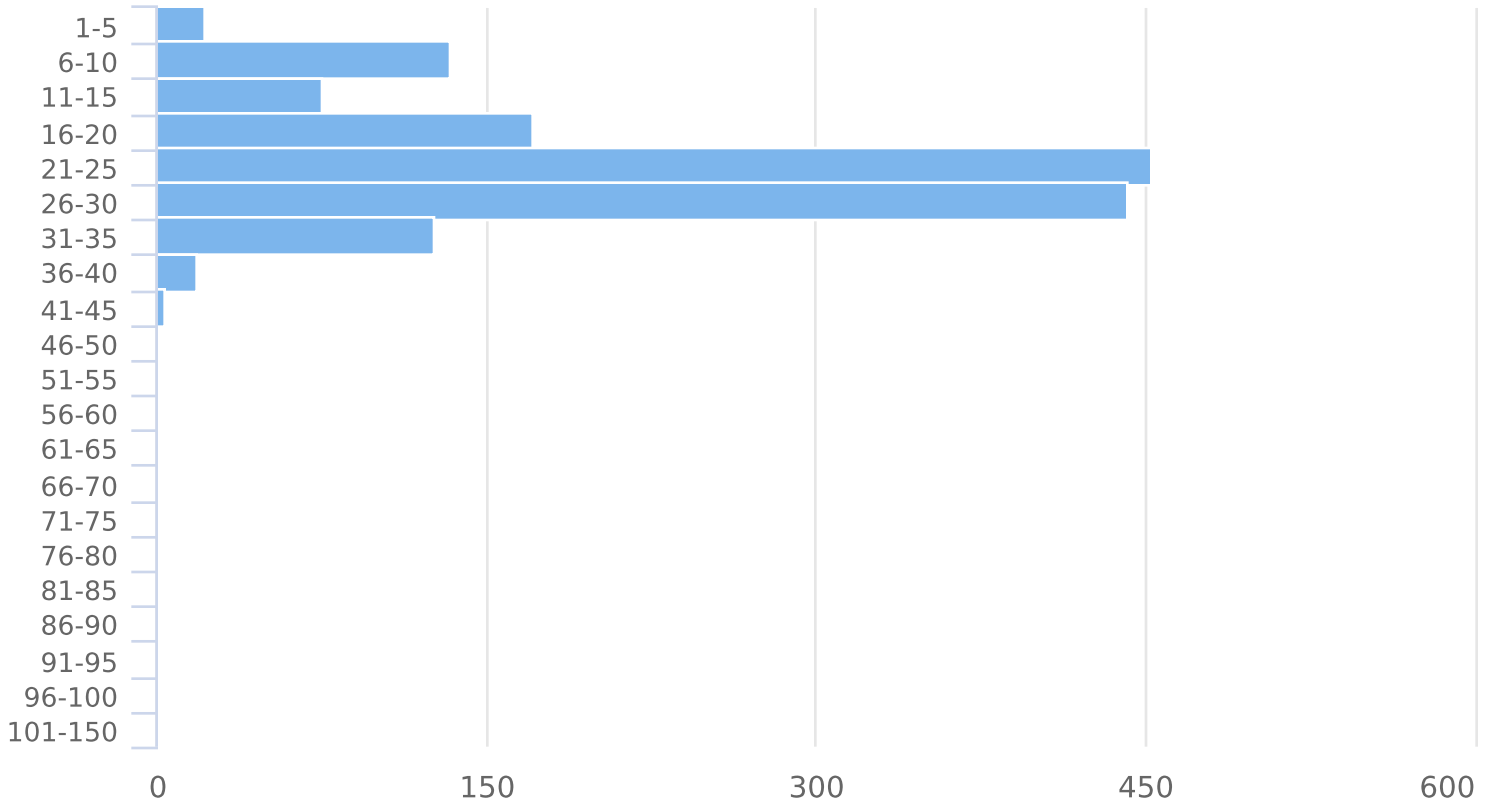
Time	1 to 5	6 to 10	11 to 15	16 to 20	21 to 25	26 to 30	31 to 35	36 to 40	41 to 45	46 to 50	51 to 55	56 to 60	61 to 65	66 to 70	71 to 75	76 to 80	81 to 85	86 to 90	91 to 95	96 to 100	101 to 150	Avg Speed	Total
0:00	0	1	0	0	2	0	0	0	0	0	0	0	0	0	0	0	0	0	0	0	0	19.0	3
1:00	0	2	1	1	0	0	0	0	0	0	0	0	0	0	0	0	0	0	0	0	0	13.0	4
2:00	0	0	0	0	0	0	0	0	0	0	0	0	0	0	0	0	0	0	0	0	0	0.0	0
3:00	0	0	0	0	0	0	0	0	0	0	0	0	0	0	0	0	0	0	0	0	0	0.0	0
4:00	0	1	0	0	0	1	0	0	0	0	0	0	0	0	0	0	0	0	0	0	0	18.0	2
5:00	0	4	0	1	1	3	4	2	0	0	0	0	0	0	0	0	0	0	0	0	0	23.9	15
6:00	1	0	0	0	2	1	2	0	1	0	0	0	0	0	0	0	0	0	0	0	0	26.7	7
7:00	2	8	2	3	13	29	3	3	0	0	0	0	0	0	0	0	0	0	0	0	0	23.6	63
8:00	1	9	2	3	29	33	16	0	1	0	0	0	0	0	0	0	0	0	0	0	0	24.7	94
9:00	0	10	5	13	42	33	6	0	0	0	0	0	0	0	0	0	0	0	0	0	0	22.5	109
10:00	0	7	4	15	33	28	9	2	0	0	0	0	0	0	0	0	0	0	0	0	0	23.6	98
11:00	0	7	2	7	26	33	7	0	0	0	0	0	0	0	0	0	0	0	0	0	0	23.6	82
12:00	2	8	5	11	32	40	13	2	0	0	0	0	0	0	0	0	0	0	0	0	0	23.7	113
13:00	5	6	13	14	48	42	9	1	0	0	0	0	0	0	0	0	0	0	0	0	0	22.5	138
14:00	3	9	5	19	33	46	11	4	0	0	0	0	0	0	0	0	0	0	0	0	0	23.5	130
15:00	1	9	10	15	36	33	6	1	0	0	0	0	0	0	0	0	0	0	0	0	0	22.2	111
16:00	0	9	7	14	38	28	8	2	1	0	0	0	0	0	0	0	0	0	0	0	0	23.1	107
17:00	1	10	7	13	36	24	12	0	0	0	0	0	0	0	0	0	0	0	0	0	0	22.5	103
18:00	2	13	7	20	31	29	5	1	0	0	0	0	0	0	0	0	0	0	0	0	0	21.4	108
19:00	3	16	3	11	15	11	7	0	0	0	0	0	0	0	0	0	0	0	0	0	0	19.4	66
20:00	1	4	2	4	17	14	5	0	0	0	0	0	0	0	0	0	0	0	0	0	0	22.9	47
21:00	0	0	0	4	8	5	1	0	0	0	0	0	0	0	0	0	0	0	0	0	0	24.1	18
22:00	0	1	0	2	6	6	1	0	0	0	0	0	0	0	0	0	0	0	0	0	0	23.6	16
23:00	0	0	0	1	5	3	1	0	0	0	0	0	0	0	0	0	0	0	0	0	0	24.8	10
Total	22	134	75	171	453	442	126	18	3	0	0	0	0	0	0	0	0	0	0	0	0	22.8	1444



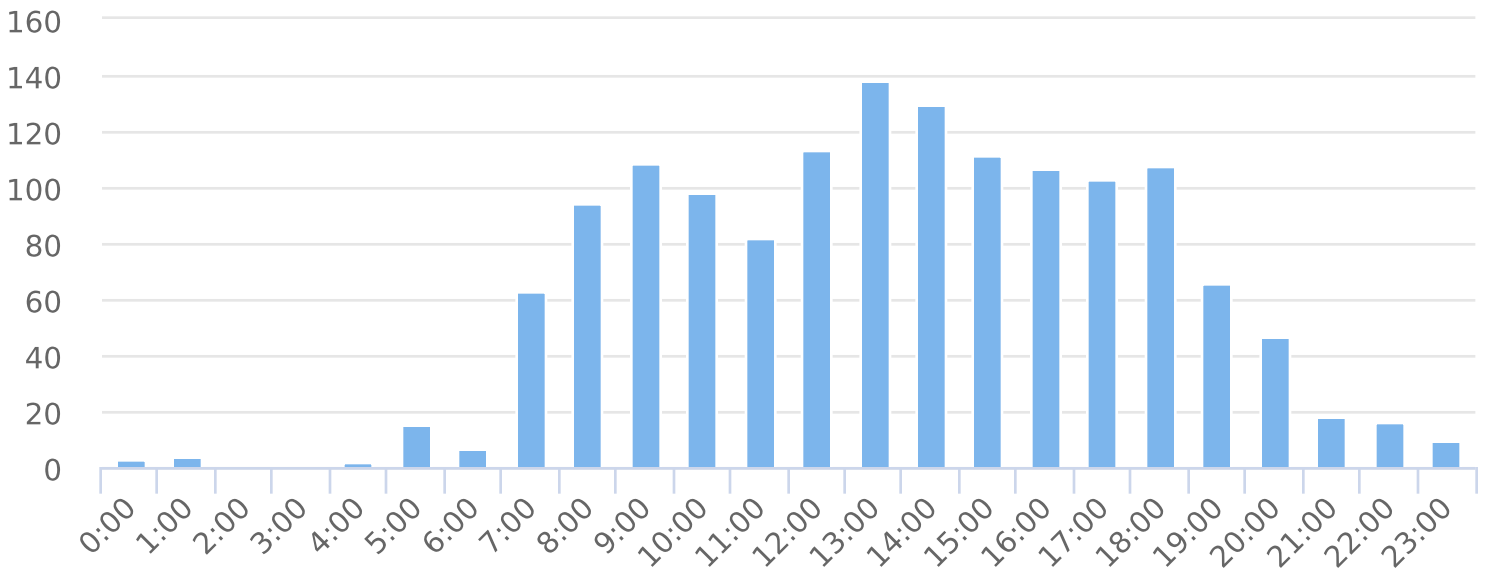
Start: 2020-09-22
End: 2020-09-28
Times: 0:00-23:59

Speed Bins: Size 5, Range 1 to 150
Time View: By Hour (Total Volumes)

Total Volume by Speed Distribution



Volume over Time





Start: 2020-09-22
End: 2020-09-28
Times: 0:00-23:59

Speed Bins: Size 10, Range 1 to 150
Time View: By Day (Total Volumes)

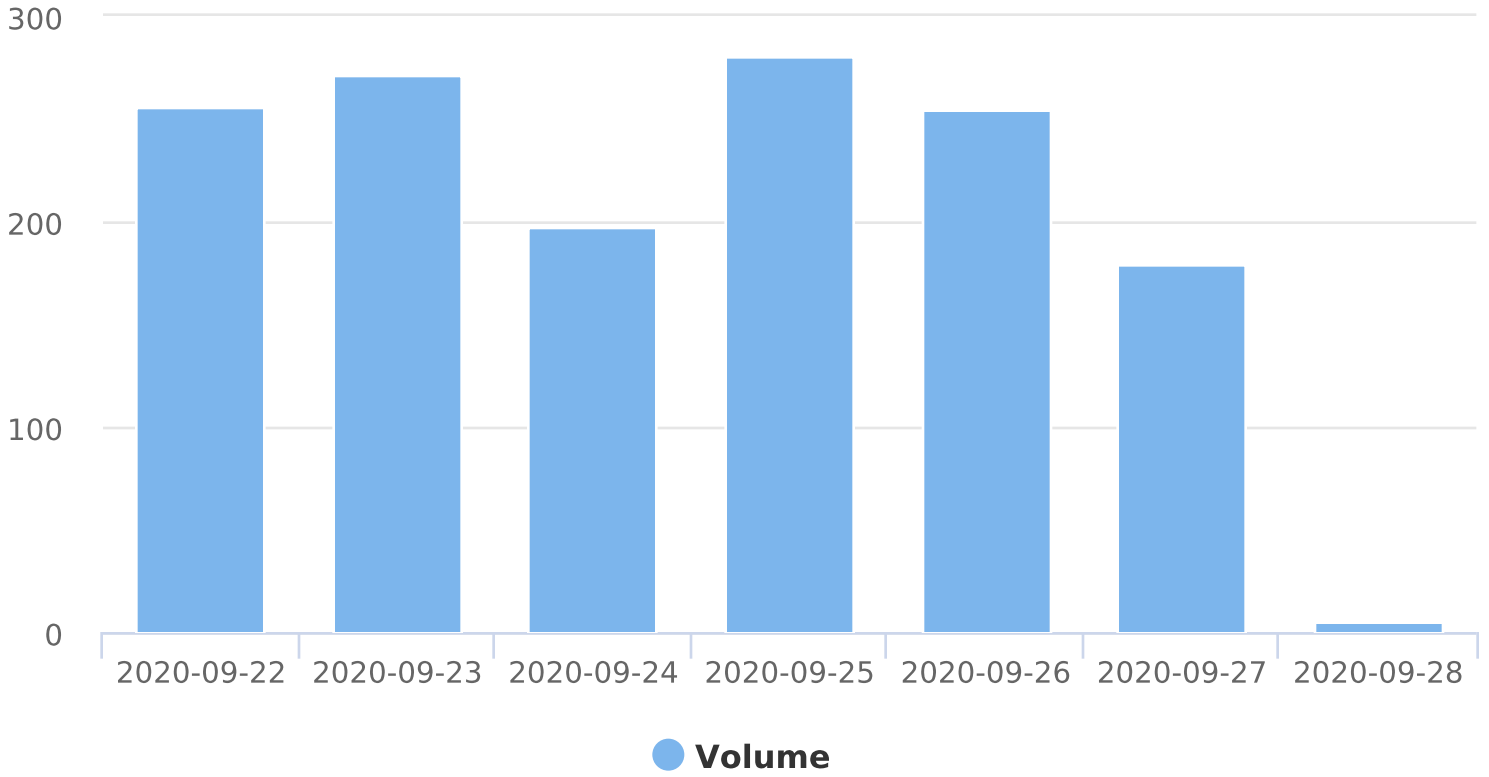
Date	00:00	01:00	02:00	03:00	04:00	05:00	06:00	07:00	08:00	09:00	10:00	11:00	12:00	13:00	14:00	15:00	16:00	17:00	18:00	19:00	20:00	21:00	22:00	23:00	Total
09-22	0	0	0	0	0	2	0	8	20	20	17	16	23	16	17	21	18	25	33	3	7	2	3	5	256
09-23	0	0	0	0	0	2	1	10	22	18	19	15	22	29	19	23	34	19	19	11	7	0	2	0	272
09-24	1	0	0	0	0	2	3	11	19	27	18	7	19	27	22	7	1	5	5	18	5	0	0	0	197
09-25	0	2	0	0	1	2	2	23	16	21	17	17	13	17	26	32	21	16	20	12	9	5	6	3	281
09-26	1	2	0	0	0	0	1	8	13	13	15	18	16	24	24	14	16	22	23	14	17	7	4	2	254
09-27	1	0	0	0	1	2	0	3	4	10	12	9	20	25	22	14	17	16	8	8	2	4	1	0	179
09-28	0	0	0	0	0	5	0	n/a	n/a	n/a	n/a	n/a	n/a	n/a	n/a	n/a	n/a	n/a	n/a	n/a	n/a	n/a	n/a	n/a	5
Total	3	4	0	0	2	15	7	63	94	109	98	82	113	138	130	111	107	103	108	66	47	18	16	10	1444



Start: 2020-09-22
End: 2020-09-28
Times: 0:00-23:59

Speed Bins: Size 10, Range 1 to 150
Time View: By Day (Total Volumes)

Daily Total Volume





Start: 2020-09-22
End: 2020-09-28
Times: 0:00-23:59

Speed Bins: Size 5, Range 1 to 150
Time View: By Hour (Avg Volumes)

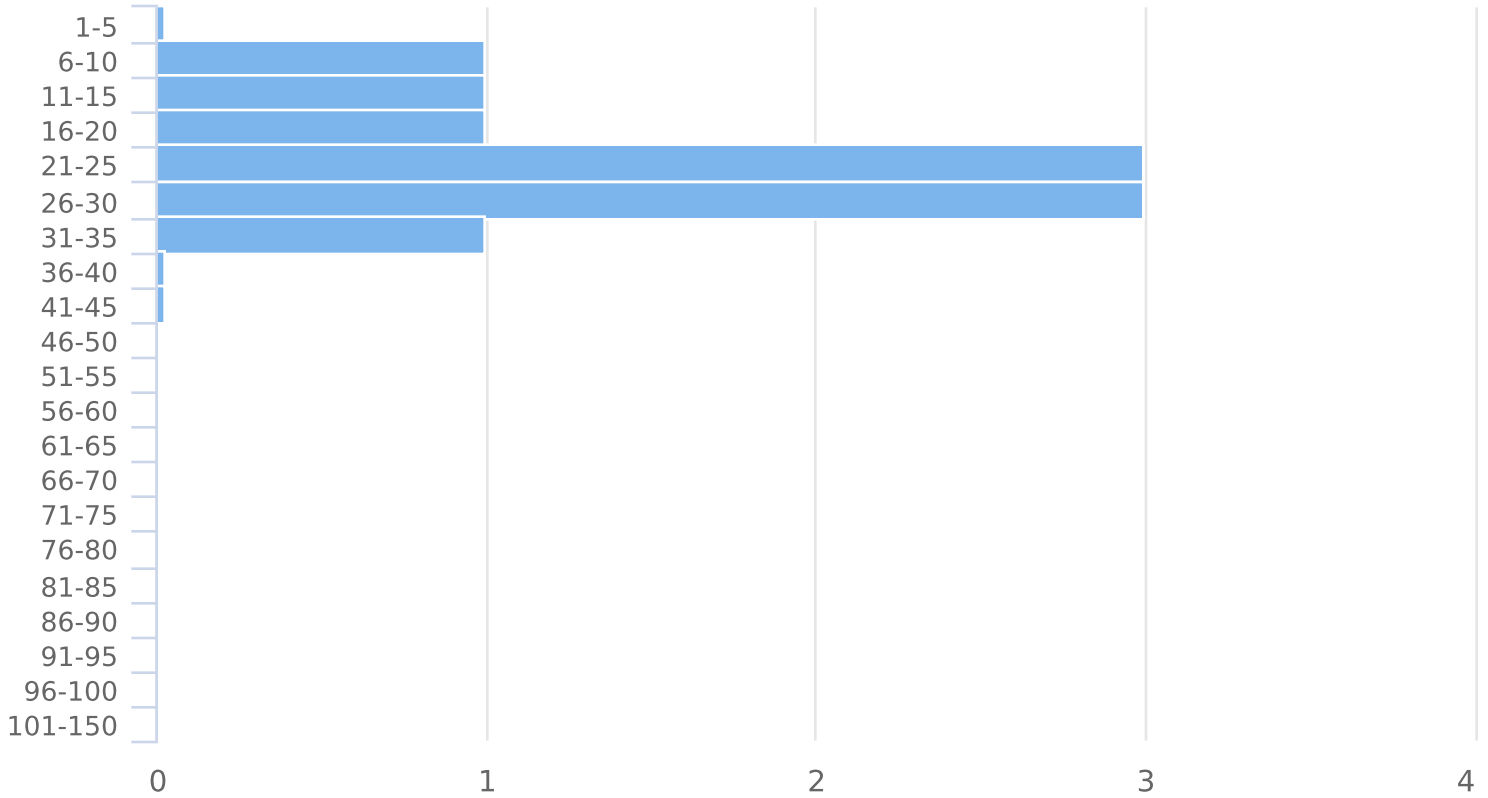
Time	1 to 5	6 to 10	11 to 15	16 to 20	21 to 25	26 to 30	31 to 35	36 to 40	41 to 45	46 to 50	51 to 55	56 to 60	61 to 65	66 to 70	71 to 75	76 to 80	81 to 85	86 to 90	91 to 95	96 to 100	101 to 150	Avg Speed	Avg Total
0:00	0	0	0	0	0	0	0	0	0	0	0	0	0	0	0	0	0	0	0	0	0	19.0	0
1:00	0	0	0	0	0	0	0	0	0	0	0	0	0	0	0	0	0	0	0	0	0	13.0	0
2:00	0	0	0	0	0	0	0	0	0	0	0	0	0	0	0	0	0	0	0	0	0	0.0	0
3:00	0	0	0	0	0	0	0	0	0	0	0	0	0	0	0	0	0	0	0	0	0	0.0	0
4:00	0	0	0	0	0	0	0	0	0	0	0	0	0	0	0	0	0	0	0	0	0	18.0	0
5:00	0	1	0	0	0	0	1	0	0	0	0	0	0	0	0	0	0	0	0	0	0	23.9	2
6:00	0	0	0	0	0	0	0	0	0	0	0	0	0	0	0	0	0	0	0	0	0	26.7	0
7:00	0	1	0	1	2	5	1	1	0	0	0	0	0	0	0	0	0	0	0	0	0	23.6	11
8:00	0	2	0	1	5	6	3	0	0	0	0	0	0	0	0	0	0	0	0	0	0	24.7	17
9:00	0	2	1	2	7	6	1	0	0	0	0	0	0	0	0	0	0	0	0	0	0	22.5	19
10:00	0	1	1	3	6	5	2	0	0	0	0	0	0	0	0	0	0	0	0	0	0	23.6	18
11:00	0	1	0	1	4	6	1	0	0	0	0	0	0	0	0	0	0	0	0	0	0	23.6	13
12:00	0	1	1	2	5	7	2	0	0	0	0	0	0	0	0	0	0	0	0	0	0	23.7	18
13:00	1	1	2	2	8	7	2	0	0	0	0	0	0	0	0	0	0	0	0	0	0	22.5	23
14:00	1	2	1	3	6	8	2	1	0	0	0	0	0	0	0	0	0	0	0	0	0	23.5	24
15:00	0	2	2	3	6	6	1	0	0	0	0	0	0	0	0	0	0	0	0	0	0	22.2	20
16:00	0	2	1	2	6	5	1	0	0	0	0	0	0	0	0	0	0	0	0	0	0	23.1	17
17:00	0	2	1	2	6	4	2	0	0	0	0	0	0	0	0	0	0	0	0	0	0	22.5	17
18:00	0	2	1	3	5	5	1	0	0	0	0	0	0	0	0	0	0	0	0	0	0	21.4	17
19:00	1	3	1	2	3	2	1	0	0	0	0	0	0	0	0	0	0	0	0	0	0	19.4	13
20:00	0	1	0	1	3	2	1	0	0	0	0	0	0	0	0	0	0	0	0	0	0	22.9	8
21:00	0	0	0	1	1	1	0	0	0	0	0	0	0	0	0	0	0	0	0	0	0	24.1	3
22:00	0	0	0	0	1	1	0	0	0	0	0	0	0	0	0	0	0	0	0	0	0	23.6	2
23:00	0	0	0	0	1	1	0	0	0	0	0	0	0	0	0	0	0	0	0	0	0	24.8	2
Avg	0	1	1	1	3	3	1	0	0	0	0	0	0	0	0	0	0	0	0	0	0	22.8	10



Start: 2020-09-22
End: 2020-09-28
Times: 0:00-23:59

Speed Bins: Size 5, Range 1 to 150
Time View: By Hour (Avg Volumes)

Avg Volume by Speed Distribution



Average Volume over Time

