

Timestamp	Resolution	Total Volume	Max Speed	Min Speed	Mean Speed	85% Speed	Median Speed	Pace Speed
2022-09-12 11:49:00	60	5	36	27	30.0	32.0	28.0	32.0
2022-09-12 11:50:00	60	33	41	9	28.0	34.0	28.0	28.0
2022-09-12 12:00:00	60	235	47	5	31.0	36.0	31.0	30.0
2022-09-12 13:00:00	60	239	52	5	31.0	36.0	31.0	31.0
2022-09-12 14:00:00	60	185	45	8	31.0	36.0	31.0	32.0
2022-09-12 14:55:00	60	16	42	22	31.0	35.0	30.0	31.0
2022-09-12 15:00:00	60	215	44	5	31.0	36.0	31.0	31.0
2022-09-12 16:00:00	60	231	46	7	29.0	35.0	31.0	32.0
2022-09-12 17:00:00	60	251	47	5	30.0	36.0	31.0	32.0
2022-09-12 17:55:00	60	27	44	15	31.0	35.0	32.0	34.0
2022-09-12 18:00:00	60	248	48	5	30.0	35.0	30.0	31.0
2022-09-12 19:00:00	60	245	47	8	30.0	36.0	30.0	29.0
2022-09-13 06:00:00	60	5	45	27	35.0	38.0	34.0	33.0
2022-09-13 06:05:00	60	71	43	5	28.0	36.0	31.0	30.0
2022-09-13 07:00:00	60	195	51	5	27.0	35.0	28.0	30.0
2022-09-13 08:00:00	60	237	45	5	28.0	37.0	30.0	30.0
2022-09-13 09:00:00	60	213	42	5	29.0	37.0	30.0	32.0
2022-09-13 10:00:00	60	173	46	5	30.0	36.0	31.0	31.0
2022-09-13 11:00:00	60	196	43	6	30.0	36.0	31.0	33.0
2022-09-13 12:00:00	60	258	42	5	30.0	35.0	31.0	31.0
2022-09-13 13:00:00	60	236	50	6	30.0	36.0	31.0	33.0
2022-09-13 14:00:00	60	218	46	5	31.0	36.0	31.0	32.0
2022-09-13 15:00:00	60	243	44	6	30.0	37.0	31.0	31.0
2022-09-13 16:00:00	60	221	40	6	29.0	35.0	30.0	30.0

2022-09-13 17:00:00	60	251	43	5	30.0	36.0	31.0	32.0
2022-09-13 18:00:00	60	267	46	5	29.0	36.0	29.0	31.0
2022-09-13 19:00:00	60	235	52	5	29.0	35.0	29.0	31.0
2022-09-13 20:00:00	60	172	44	6	29.0	33.0	29.0	29.0
2022-09-13 21:00:00	60	123	43	6	30.0	37.0	31.0	29.0
2022-09-13 22:00:00	60	90	47	6	29.0	36.0	30.0	29.0
2022-09-14 05:00:00	60	28	35	9	27.0	34.0	29.0	31.0
2022-09-14 05:55:00	60	8	39	5	20.0	30.0	19.0	19.0
2022-09-14 06:00:00	60	71	41	5	27.0	34.0	28.0	28.0
2022-09-14 07:00:00	60	188	51	5	27.0	35.0	29.0	31.0
2022-09-14 08:00:00	60	188	44	5	30.0	37.0	31.0	31.0
2022-09-14 09:00:00	60	203	44	5	30.0	37.0	31.0	32.0
2022-09-14 10:00:00	60	173	45	6	30.0	36.0	31.0	31.0
2022-09-14 11:00:00	60	185	42	7	31.0	36.0	32.0	33.0
2022-09-14 12:00:00	60	230	47	5	29.0	36.0	31.0	31.0
2022-09-14 13:00:00	60	284	46	6	30.0	35.0	30.0	30.0
2022-09-14 14:00:00	60	200	43	7	30.0	36.0	31.0	32.0
2022-09-14 14:55:00	60	19	42	17	31.0	37.0	30.0	32.0
2022-09-14 15:00:00	60	219	44	5	30.0	36.0	31.0	31.0
2022-09-14 16:00:00	60	244	43	8	31.0	36.0	32.0	31.0
2022-09-14 17:00:00	60	285	46	5	29.0	36.0	30.0	32.0
2022-09-14 18:00:00	60	231	49	6	29.0	35.0	30.0	31.0
2022-09-14 19:00:00	60	256	49	5	30.0	36.0	30.0	31.0
2022-09-14 20:00:00	60	194	49	5	29.0	34.0	29.0	29.0
2022-09-14 21:00:00	60	134	47	9	30.0	35.0	30.0	29.0

2022-09-14 22:00:00	60	74	51	6	30.0	37.0	31.0	31.0
2022-09-14 23:00:00	60	33	45	23	32.0	38.0	30.0	31.0
2022-09-15 00:00:00	60	17	44	23	32.0	36.0	32.0	32.0
2022-09-15 01:00:00	60	5	39	22	30.0	32.0	29.0	27.0
2022-09-15 02:00:00	60	13	35	17	27.0	33.0	27.0	29.0
2022-09-15 03:00:00	60	1	30	30	30.0	30.0	30.0	30.0
2022-09-15 04:00:00	60	9	40	23	32.0	37.0	32.0	33.0
2022-09-15 05:00:00	60	32	42	6	29.0	34.0	30.0	30.0
2022-09-15 06:00:00	60	80	42	5	28.0	35.0	28.0	31.0
2022-09-15 07:00:00	60	176	47	6	28.0	36.0	28.0	29.0
2022-09-15 08:00:00	60	216	58	5	29.0	36.0	30.0	30.0
2022-09-15 09:00:00	60	166	45	6	30.0	35.0	31.0	31.0
2022-09-15 10:00:00	60	178	45	5	30.0	36.0	31.0	31.0
2022-09-15 11:00:00	60	208	42	5	29.0	35.0	30.0	31.0
2022-09-15 12:00:00	60	262	47	7	30.0	36.0	31.0	31.0
2022-09-15 13:00:00	60	241	45	5	31.0	35.0	31.0	31.0
2022-09-15 14:00:00	60	212	45	6	30.0	35.0	31.0	31.0
2022-09-15 15:00:00	60	235	46	5	31.0	37.0	31.0	31.0
2022-09-15 16:00:00	60	262	45	6	29.0	36.0	30.0	31.0
2022-09-15 17:00:00	60	258	45	5	30.0	36.0	31.0	32.0
2022-09-15 18:00:00	60	236	51	6	30.0	36.0	30.0	31.0
2022-09-15 19:00:00	60	230	46	6	29.0	35.0	30.0	31.0
2022-09-15 20:00:00	60	188	46	5	30.0	36.0	30.0	30.0
2022-09-15 21:00:00	60	123	50	6	29.0	35.0	29.0	29.0
2022-09-15 22:00:00	60	86	43	6	30.0	35.0	31.0	28.0

2022-09-15 23:00:00	60	33	39	8	30.0	35.0	30.0	31.0
2022-09-16 00:00:00	60	14	44	21	30.0	35.0	29.0	26.0
2022-09-16 01:00:00	60	11	39	24	30.0	32.0	30.0	28.0
2022-09-16 02:00:00	60	8	38	29	33.0	36.0	32.0	34.0
2022-09-16 03:00:00	60	3	33	25	28.0	33.0	27.0	29.0
2022-09-16 04:00:00	60	12	42	20	29.0	36.0	28.0	25.0
2022-09-16 05:00:00	60	24	38	5	27.0	34.0	29.0	30.0
2022-09-16 06:00:00	60	69	42	19	30.0	37.0	28.0	28.0
2022-09-16 07:00:00	60	152	50	5	29.0	37.0	31.0	32.0
2022-09-16 08:00:00	60	171	45	5	30.0	36.0	31.0	32.0
2022-09-16 09:00:00	60	167	46	5	31.0	37.0	31.0	31.0
2022-09-16 10:00:00	60	179	42	5	29.0	35.0	29.0	29.0
2022-09-16 11:00:00	60	190	45	5	32.0	37.0	32.0	32.0
2022-09-16 12:00:00	60	255	43	9	30.0	36.0	31.0	31.0
2022-09-16 13:00:00	60	243	47	5	30.0	36.0	30.0	31.0
2022-09-16 14:00:00	60	251	45	8	30.0	35.0	30.0	31.0
2022-09-16 15:00:00	60	235	52	6	30.0	36.0	31.0	32.0
2022-09-16 16:00:00	60	226	50	7	30.0	36.0	30.0	30.0
2022-09-16 17:00:00	60	242	46	5	32.0	37.0	31.0	32.0
2022-09-16 18:00:00	60	272	46	6	30.0	36.0	31.0	31.0
2022-09-16 19:00:00	60	237	51	6	30.0	35.0	30.0	30.0
2022-09-16 20:00:00	60	174	49	5	29.0	34.0	29.0	29.0
2022-09-16 21:00:00	60	151	45	8	30.0	36.0	30.0	29.0
2022-09-16 22:00:00	60	114	46	14	31.0	35.0	30.0	30.0
2022-09-16 23:00:00	60	73	44	19	31.0	37.0	30.0	31.0

2022-09-17 00:00:00	60	38	48	23	31.0	35.0	30.0	30.0
2022-09-17 01:00:00	60	15	38	12	28.0	31.0	29.0	28.0
2022-09-17 02:00:00	60	13	49	16	28.0	30.0	28.0	25.0
2022-09-17 03:00:00	60	8	46	23	36.0	43.0	34.0	35.0
2022-09-17 04:00:00	60	6	39	21	29.0	32.0	28.0	27.0
2022-09-17 05:00:00	60	12	40	22	32.0	38.0	33.0	31.0
2022-09-17 06:00:00	60	33	36	5	28.0	35.0	29.0	31.0
2022-09-17 07:00:00	60	59	43	6	30.0	36.0	31.0	30.0
2022-09-17 08:00:00	60	76	45	7	31.0	36.0	32.0	32.0
2022-09-17 09:00:00	60	124	46	5	31.0	37.0	32.0	32.0
2022-09-17 10:00:00	60	179	46	5	32.0	36.0	32.0	33.0
2022-09-17 11:00:00	60	191	43	7	31.0	35.0	31.0	31.0
2022-09-17 12:00:00	60	234	43	5	31.0	35.0	31.0	31.0
2022-09-17 13:00:00	60	240	49	6	31.0	36.0	31.0	31.0
2022-09-17 14:00:00	60	251	46	5	31.0	36.0	32.0	31.0
2022-09-17 15:00:00	60	263	46	6	31.0	36.0	31.0	31.0
2022-09-17 16:00:00	60	252	45	7	31.0	36.0	31.0	31.0
2022-09-17 17:00:00	60	216	45	14	31.0	36.0	31.0	31.0
2022-09-17 18:00:00	60	201	44	18	31.0	35.0	31.0	32.0
2022-09-17 19:00:00	60	209	42	5	30.0	35.0	30.0	31.0
2022-09-17 20:00:00	60	174	41	5	29.0	34.0	29.0	28.0
2022-09-17 21:00:00	60	161	42	13	30.0	35.0	29.0	30.0
2022-09-17 22:00:00	60	97	42	6	29.0	34.0	30.0	29.0
2022-09-17 23:00:00	60	62	41	13	30.0	35.0	30.0	30.0
2022-09-18 00:00:00	60	40	42	6	27.0	33.0	28.0	29.0

2022-09-18 01:00:00	60	22	38	22	30.0	33.0	30.0	30.0
2022-09-18 02:00:00	60	21	40	23	31.0	34.0	31.0	29.0
2022-09-18 03:00:00	60	13	46	21	32.0	36.0	33.0	32.0
2022-09-18 04:00:00	60	7	39	22	29.0	33.0	28.0	27.0
2022-09-18 05:00:00	60	12	42	23	31.0	38.0	31.0	27.0
2022-09-18 06:00:00	60	25	45	5	28.0	34.0	30.0	29.0
2022-09-18 07:00:00	60	43	48	7	30.0	36.0	30.0	31.0
2022-09-18 08:00:00	60	63	46	22	32.0	39.0	32.0	34.0
2022-09-18 09:00:00	60	106	52	20	33.0	38.0	32.0	32.0
2022-09-18 10:00:00	60	164	46	5	32.0	37.0	32.0	33.0
2022-09-18 11:00:00	60	199	45	5	32.0	37.0	33.0	33.0
2022-09-18 12:00:00	60	239	57	6	32.0	36.0	32.0	32.0
2022-09-18 13:00:00	60	249	56	7	32.0	36.0	32.0	32.0
2022-09-18 14:00:00	60	204	48	8	31.0	36.0	31.0	31.0
2022-09-18 15:00:00	60	222	47	6	32.0	37.0	32.0	33.0
2022-09-18 16:00:00	60	224	44	5	31.0	35.0	31.0	31.0
2022-09-18 17:00:00	60	190	43	5	31.0	37.0	31.0	32.0
2022-09-18 18:00:00	60	190	50	8	31.0	36.0	31.0	31.0
2022-09-18 19:00:00	60	210	44	6	29.0	35.0	29.0	31.0
2022-09-18 20:00:00	60	138	55	5	29.0	35.0	29.0	30.0
2022-09-18 21:00:00	60	118	43	6	29.0	36.0	30.0	31.0
2022-09-18 22:00:00	60	71	42	9	30.0	34.0	29.0	30.0
2022-09-18 23:00:00	60	35	47	16	30.0	38.0	29.0	28.0
2022-09-18 23:55:00	60	1	32	32	32.0	32.0	32.0	32.0



Start: 2022-09-12

End: 2022-09-18

Times: 0:00-23:59

Speed Range: 1 to 150

Overall Summary

Total Days of Data: 7

Speed Limit: 25

Average Speed: 30.07

50th Percentile Speed: 30.53

85th Percentile Speed: 35.76

Pace Speed Range: 26-36

Minimum Speed: 5

Maximum Speed: 58

Display Mode: Speed Display

Average Volume per Day: 3091.6

Total Volume: 21641



Start: 2022-09-12
End: 2022-09-18
Times: 0:00-23:59

Speed Bins: Size 5, Range 1 to 150
Time View: By Hour (Total Volumes)

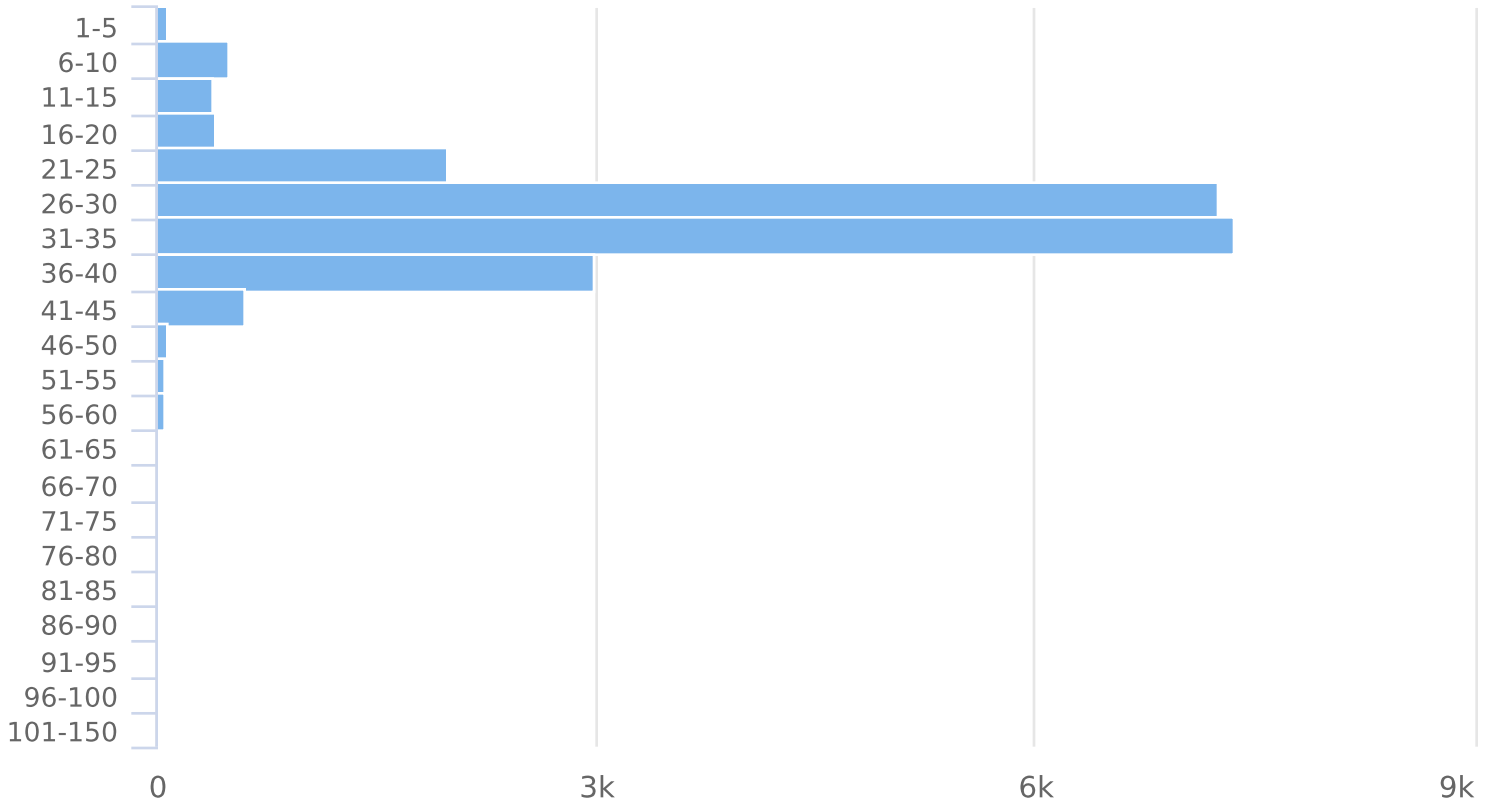
Time	1 to 5	6 to 10	11 to 15	16 to 20	21 to 25	26 to 30	31 to 35	36 to 40	41 to 45	46 to 50	51 to 55	56 to 60	61 to 65	66 to 70	71 to 75	76 to 80	81 to 85	86 to 90	91 to 95	96 to 100	101 to 150	Avg Speed	Total
0:00	0	5	1	0	18	34	37	9	4	1	0	0	0	0	0	0	0	0	0	0	0	29.4	109
1:00	0	0	1	0	8	24	14	6	0	0	0	0	0	0	0	0	0	0	0	0	0	29.7	53
2:00	0	0	0	4	8	20	17	5	0	1	0	0	0	0	0	0	0	0	0	0	0	29.6	55
3:00	0	0	0	0	3	7	7	5	1	2	0	0	0	0	0	0	0	0	0	0	0	33.0	25
4:00	0	0	0	1	9	12	3	8	1	0	0	0	0	0	0	0	0	0	0	0	0	30.0	34
5:00	4	3	3	7	13	37	34	12	3	0	0	0	0	0	0	0	0	0	0	0	0	28.3	116
6:00	9	12	8	9	56	115	89	46	10	0	0	0	0	0	0	0	0	0	0	0	0	28.3	354
7:00	11	45	19	26	125	247	210	92	32	4	2	0	0	0	0	0	0	0	0	0	0	28.3	813
8:00	7	44	26	31	79	264	319	138	39	3	0	1	0	0	0	0	0	0	0	0	0	29.6	951
9:00	5	24	21	17	94	286	331	157	39	4	1	0	0	0	0	0	0	0	0	0	0	30.4	979
10:00	6	17	16	15	95	314	380	170	30	3	0	0	0	0	0	0	0	0	0	0	0	30.5	1046
11:00	3	18	20	23	70	389	455	194	35	0	0	0	0	0	0	0	0	0	0	0	0	30.8	1207
12:00	6	29	27	20	131	564	656	242	29	8	0	1	0	0	0	0	0	0	0	0	0	30.5	1713
13:00	3	29	32	29	125	573	648	239	46	6	1	1	0	0	0	0	0	0	0	0	0	30.6	1732
14:00	2	28	26	30	109	541	551	229	36	4	0	0	0	0	0	0	0	0	0	0	0	30.4	1556
15:00	5	32	31	26	112	531	577	261	49	6	2	0	0	0	0	0	0	0	0	0	0	30.6	1632
16:00	1	36	39	38	128	536	611	223	44	4	0	0	0	0	0	0	0	0	0	0	0	30.1	1660
17:00	6	44	38	33	124	548	602	269	53	3	0	0	0	0	0	0	0	0	0	0	0	30.5	1720
18:00	2	36	27	23	151	607	544	203	44	7	1	0	0	0	0	0	0	0	0	0	0	30.0	1645
19:00	3	46	27	27	182	595	503	189	42	6	2	0	0	0	0	0	0	0	0	0	0	29.6	1622
20:00	6	23	11	21	149	416	301	95	13	4	1	0	0	0	0	0	0	0	0	0	0	29.2	1040
21:00	0	12	11	9	98	312	243	99	23	3	0	0	0	0	0	0	0	0	0	0	0	29.9	810
22:00	0	12	4	9	73	181	169	64	17	2	1	0	0	0	0	0	0	0	0	0	0	29.9	532
23:00	0	1	2	2	29	91	67	37	7	1	0	0	0	0	0	0	0	0	0	0	0	30.6	237
Total	79	496	390	400	1989	7244	7368	2992	597	72	11	3	0	0	0	0	0	0	0	0	0	30.1	21641



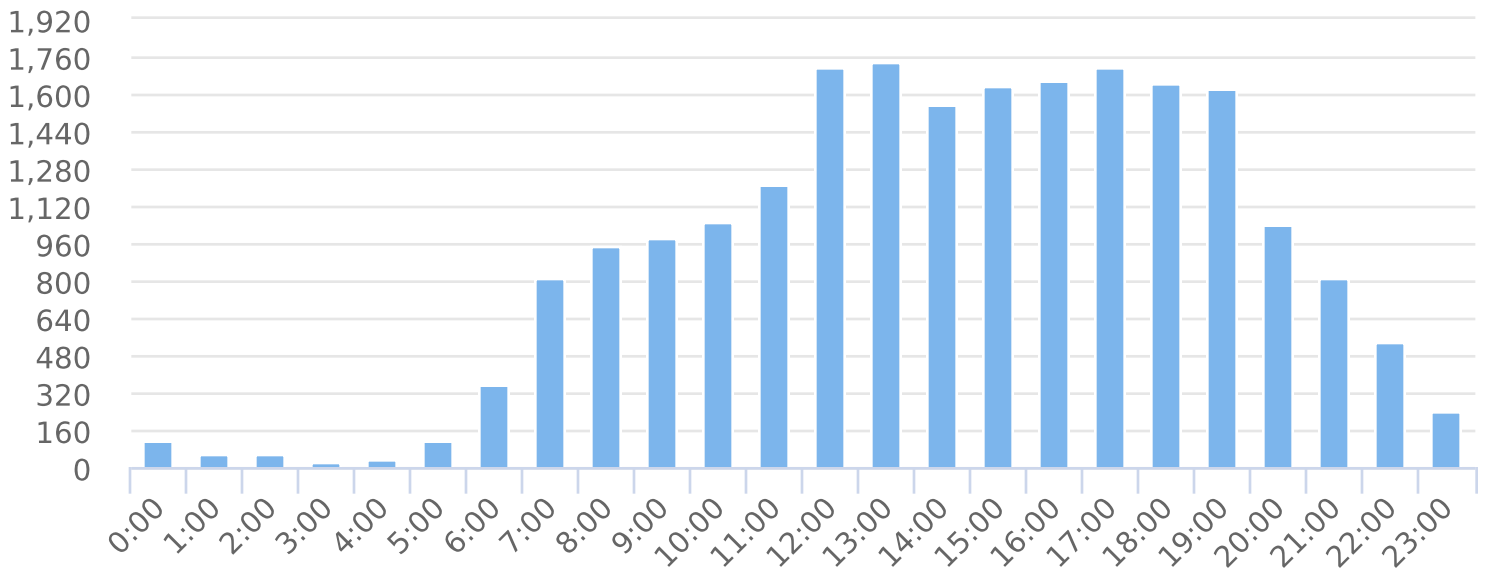
Start: 2022-09-12
End: 2022-09-18
Times: 0:00-23:59

Speed Bins: Size 5, Range 1 to 150
Time View: By Hour (Total Volumes)

Total Volume by Speed Distribution



Volume over Time





Start: 2022-09-12

End: 2022-09-18

Times: 0:00-23:59

Volume by Time

Meadow Lane, EB

Speed Bins: Size 10, Range 1 to 150

Time View: By Day (Total Volumes)

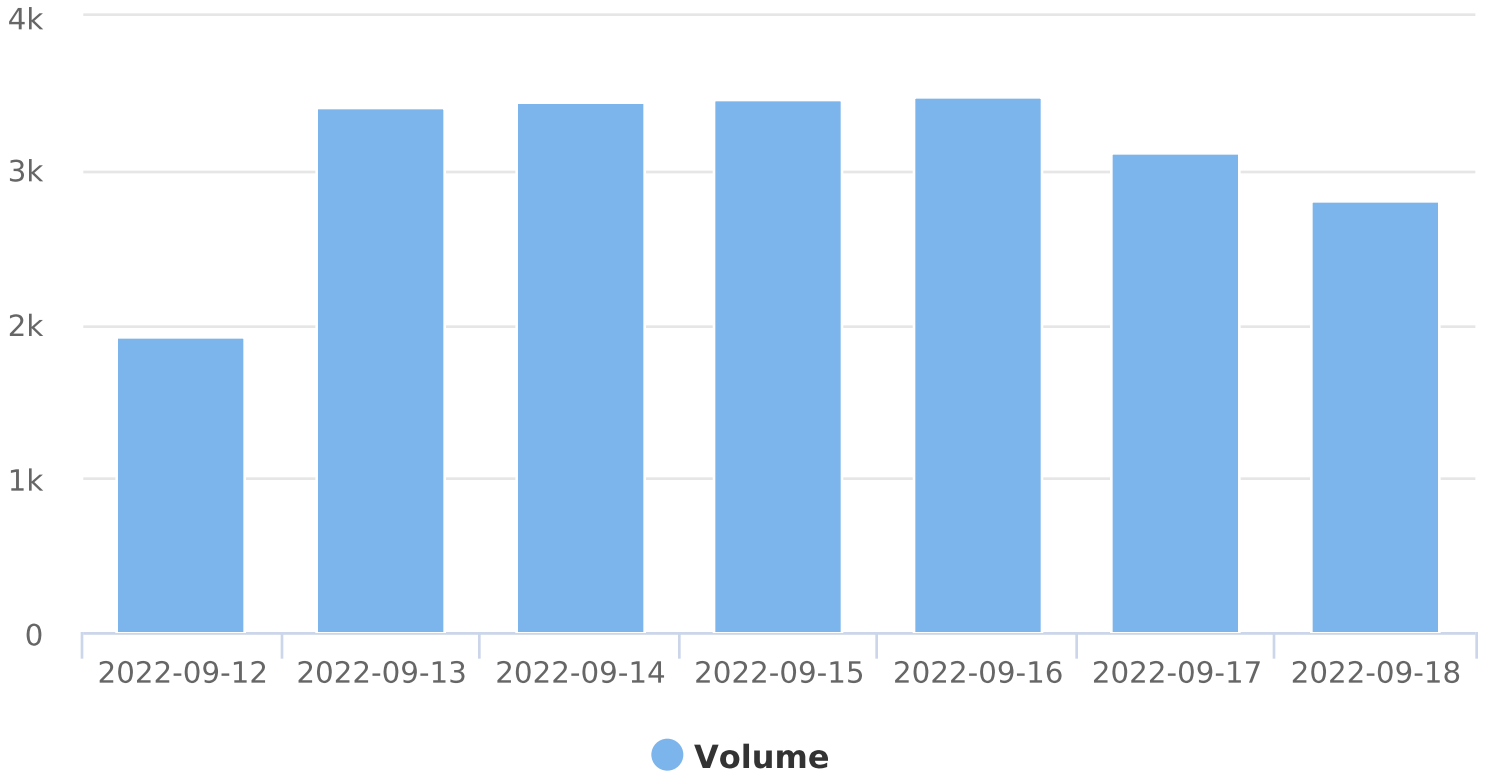
Date	00:00	01:00	02:00	03:00	04:00	05:00	06:00	07:00	08:00	09:00	10:00	11:00	12:00	13:00	14:00	15:00	16:00	17:00	18:00	19:00	20:00	21:00	22:00	23:00	Total
09-12	n/a	n/a	n/a	n/a	n/a	n/a	n/a	n/a	n/a	n/a	n/a	38	235	239	201	215	231	278	248	245	n/a	n/a	n/a	n/a	1930
09-13	n/a	n/a	n/a	n/a	n/a	n/a	76	195	237	213	173	196	258	236	218	243	221	251	267	235	172	123	90	n/a	3404
09-14	n/a	n/a	n/a	n/a	n/a	36	71	188	188	203	173	185	230	284	219	219	244	285	231	256	194	134	74	33	3447
09-15	17	5	13	1	9	32	80	176	216	166	178	208	262	241	212	235	262	258	236	230	188	123	86	33	3467
09-16	14	11	8	3	12	24	69	152	171	167	179	190	255	243	251	235	226	242	272	237	174	151	114	73	3473
09-17	38	15	13	8	6	12	33	59	76	124	179	191	234	240	251	263	252	216	201	209	174	161	97	62	3114
09-18	40	22	21	13	7	12	25	43	63	106	164	199	239	249	204	222	224	190	190	210	138	118	71	36	2806
Total	109	53	55	25	34	116	354	813	951	979	1046	1207	1713	1732	1556	1632	1660	1720	1645	1622	1040	810	532	237	21641



Start: 2022-09-12
End: 2022-09-18
Times: 0:00-23:59

Speed Bins: Size 10, Range 1 to 150
Time View: By Day (Total Volumes)

Daily Total Volume





Start: 2022-09-12
End: 2022-09-18
Times: 0:00-23:59

Speed Bins: Size 5, Range 1 to 150
Time View: By Hour (Avg Volumes)

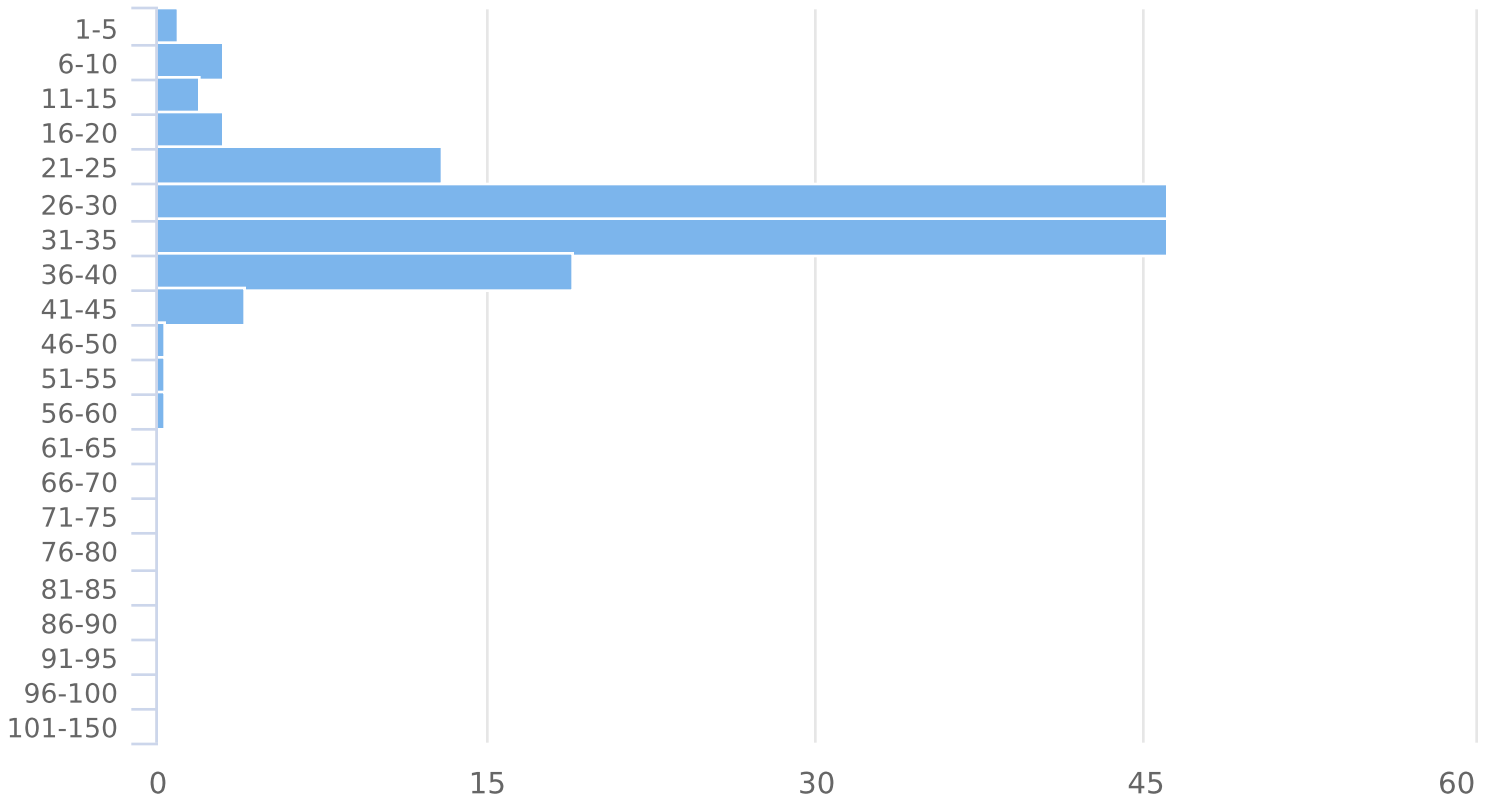
Time	1 to 5	6 to 10	11 to 15	16 to 20	21 to 25	26 to 30	31 to 35	36 to 40	41 to 45	46 to 50	51 to 55	56 to 60	61 to 65	66 to 70	71 to 75	76 to 80	81 to 85	86 to 90	91 to 95	96 to 100	101 to 150	Avg Speed	Avg Total
0:00	0	1	0	0	5	9	9	2	1	0	0	0	0	0	0	0	0	0	0	0	0	29.4	27
1:00	0	0	0	0	2	6	4	2	0	0	0	0	0	0	0	0	0	0	0	0	0	29.7	14
2:00	0	0	0	1	2	5	4	1	0	0	0	0	0	0	0	0	0	0	0	0	0	29.6	13
3:00	0	0	0	0	1	2	2	1	0	1	0	0	0	0	0	0	0	0	0	0	0	33.0	7
4:00	0	0	0	0	2	3	1	2	0	0	0	0	0	0	0	0	0	0	0	0	0	30.0	8
5:00	1	1	1	1	3	7	7	2	1	0	0	0	0	0	0	0	0	0	0	0	0	28.3	24
6:00	2	2	1	2	9	19	15	8	2	0	0	0	0	0	0	0	0	0	0	0	0	28.3	60
7:00	2	8	3	4	21	41	35	15	5	1	0	0	0	0	0	0	0	0	0	0	0	28.3	135
8:00	1	7	4	5	13	44	53	23	7	1	0	0	0	0	0	0	0	0	0	0	0	29.6	158
9:00	1	4	4	3	16	48	55	26	7	1	0	0	0	0	0	0	0	0	0	0	0	30.4	165
10:00	1	3	3	3	16	52	63	28	5	1	0	0	0	0	0	0	0	0	0	0	0	30.5	175
11:00	0	3	3	3	10	56	65	28	5	0	0	0	0	0	0	0	0	0	0	0	0	30.8	173
12:00	1	4	4	3	19	81	94	35	4	1	0	0	0	0	0	0	0	0	0	0	0	30.5	246
13:00	0	4	5	4	18	82	93	34	7	1	0	0	0	0	0	0	0	0	0	0	0	30.6	248
14:00	0	4	4	4	16	77	79	33	5	1	0	0	0	0	0	0	0	0	0	0	0	30.4	223
15:00	1	5	4	4	16	76	82	37	7	1	0	0	0	0	0	0	0	0	0	0	0	30.6	233
16:00	0	5	6	5	18	77	87	32	6	1	0	0	0	0	0	0	0	0	0	0	0	30.1	237
17:00	1	6	5	5	18	78	86	38	8	0	0	0	0	0	0	0	0	0	0	0	0	30.5	245
18:00	0	5	4	3	22	87	78	29	6	1	0	0	0	0	0	0	0	0	0	0	0	30.0	235
19:00	0	7	4	4	26	85	72	27	6	1	0	0	0	0	0	0	0	0	0	0	0	29.6	232
20:00	1	4	2	4	25	69	50	16	2	1	0	0	0	0	0	0	0	0	0	0	0	29.2	174
21:00	0	2	2	2	16	52	41	17	4	1	0	0	0	0	0	0	0	0	0	0	0	29.9	137
22:00	0	2	1	2	12	30	28	11	3	0	0	0	0	0	0	0	0	0	0	0	0	29.9	89
23:00	0	0	0	0	6	18	13	7	1	0	0	0	0	0	0	0	0	0	0	0	0	30.6	45
Avg	1	3	3	3	13	46	47	19	4	1	0	0	0	0	0	0	0	0	0	0	0	30.1	137



Start: 2022-09-12
End: 2022-09-18
Times: 0:00-23:59

Speed Bins: Size 5, Range 1 to 150
Time View: By Hour (Avg Volumes)

Avg Volume by Speed Distribution



Average Volume over Time

