



Start: 2019-08-14
End: 2019-08-21
Times: 0:00-23:59

Volume by Time

Peachford Rd/Chowing Way, EB

Speed Bins: Size 10, Range 1 to 150
Time View: By Day of Week (Avg Volumes)

Day	00:00	01:00	02:00	03:00	04:00	05:00	06:00	07:00	08:00	09:00	10:00	11:00	12:00	13:00	14:00	15:00	16:00	17:00	18:00	19:00	20:00	21:00	22:00	23:00	Avg Total
Sun	20	18	13	5	10	8	23	36	131	114	222	153	234	119	107	106	104	90	119	105	68	59	36	17	1917
Mon	11	10	4	3	11	12	61	129	172	101	95	98	108	143	153	144	146	204	165	128	100	73	41	19	2131
Tue	13	7	2	6	10	12	70	147	151	82	89	101	105	131	158	150	178	191	192	135	104	64	43	27	2168
Wed	23	12	3	5	8	22	68	148	141	96	102	101	125	113	181	149	189	256	244	156	135	86	50	32	1293
Thu	13	6	5	6	6	17	64	131	161	104	103	92	101	107	149	154	197	184	171	130	100	87	65	36	2189
Fri	22	7	6	7	10	9	61	157	168	88	77	95	127	121	164	179	160	171	137	124	92	83	79	48	2192
Sat	19	17	13	10	4	11	37	41	56	78	93	102	129	136	148	99	113	139	108	95	88	79	50	44	1709
Avg	17	11	7	6	8	13	55	113	140	95	112	106	133	124	151	140	155	176	162	125	98	76	52	32	1943



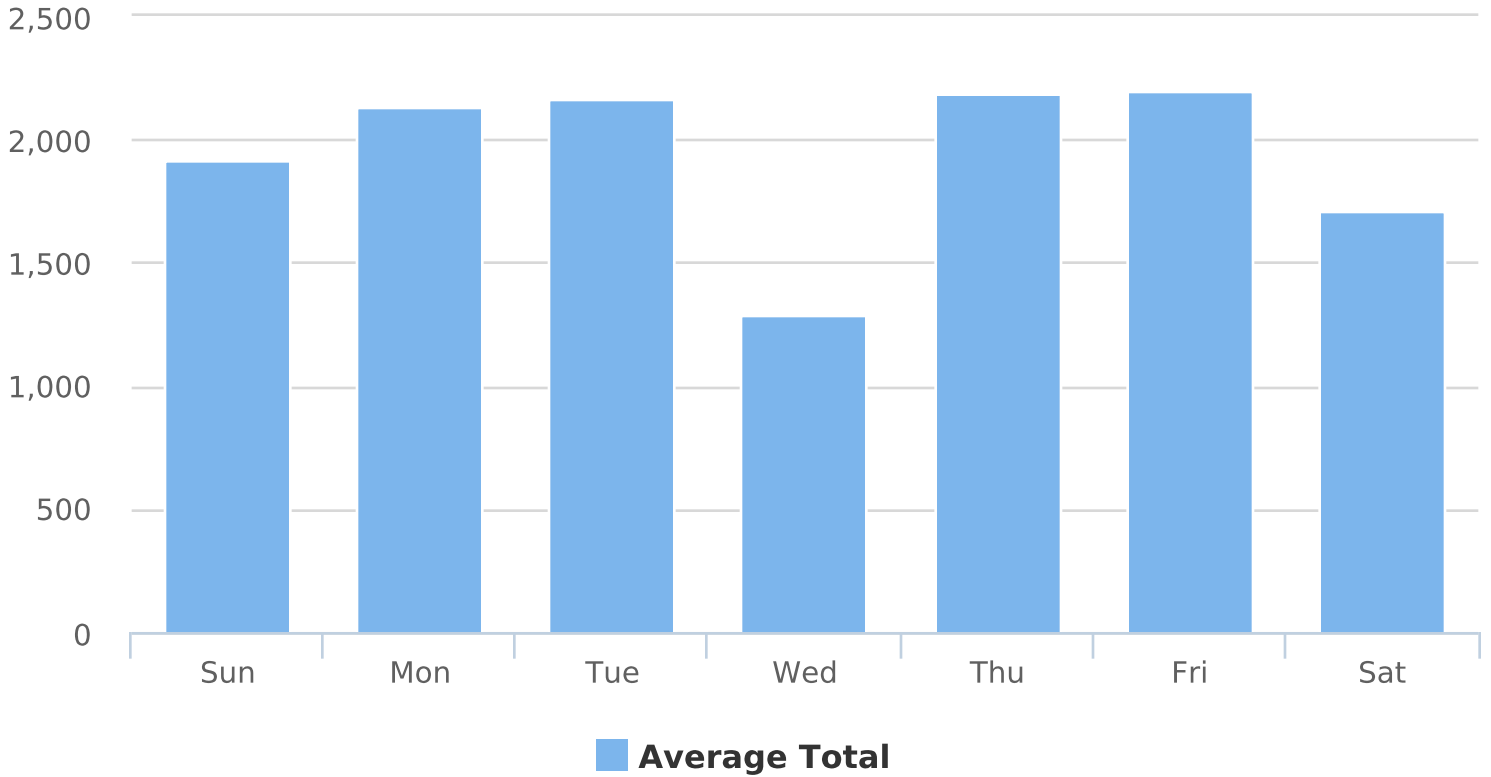
Start: 2019-08-14
End: 2019-08-21
Times: 0:00-23:59

Volume by Time

Peachford Rd/Chowing Way, EB

Speed Bins: Size 10, Range 1 to 150
Time View: By Day of Week (Avg Volumes)

Average Total Volume





Start: 2019-08-14
End: 2019-08-21
Times: 0:00-23:59

Volume by Speed

Peachford Rd/Chowing Way, EB

Speed Bins: Size 5, Range 1 to 150
Time View: By Hour (Total Volumes)

Time	1 to 5	6 to 10	11 to 15	16 to 20	21 to 25	26 to 30	31 to 35	36 to 40	41 to 45	46 to 50	51 to 55	56 to 60	61 to 65	66 to 70	71 to 75	76 to 80	81 to 85	86 to 90	91 to 95	96 to 100	101 to 150	Avg Speed	Total
0:00	7	14	0	0	3	36	55	26	3	0	0	0	0	0	0	0	0	0	0	0	0	29.0	144
1:00	2	0	0	3	0	14	43	22	4	0	0	0	0	0	0	0	0	0	0	0	0	32.7	88
2:00	0	1	1	0	4	11	26	6	0	0	0	0	0	0	0	0	0	0	0	0	0	30.8	49
3:00	4	0	1	1	5	9	21	5	1	0	0	0	0	0	0	0	0	0	0	0	0	29.0	47
4:00	0	0	0	0	2	9	37	18	1	0	0	0	0	0	0	0	0	0	0	0	0	33.5	67
5:00	0	6	1	1	4	29	44	25	3	0	0	0	0	0	0	0	0	0	0	0	0	31.1	113
6:00	3	6	2	10	17	66	222	106	19	0	1	0	0	0	0	0	0	0	0	0	0	32.7	452
7:00	0	11	2	1	11	141	387	221	14	1	0	0	0	0	0	0	0	0	0	0	0	33.1	789
8:00	4	31	19	17	47	148	438	237	35	2	2	0	0	0	0	0	0	0	0	0	0	31.7	980
9:00	3	27	15	9	23	99	291	173	22	1	0	0	0	0	0	0	0	0	0	0	0	31.6	663
10:00	5	40	22	29	53	174	267	169	17	4	0	1	0	0	0	0	0	0	0	0	0	30.0	781
11:00	2	12	14	13	27	115	346	196	17	0	0	0	0	0	0	0	0	0	0	0	0	32.2	742
12:00	4	15	29	49	86	192	346	180	24	2	2	0	0	0	0	0	0	0	0	0	0	30.3	929
13:00	0	8	7	9	26	158	402	229	29	2	0	0	0	0	0	0	0	0	0	0	0	33.0	870
14:00	1	8	5	10	25	184	465	326	36	0	0	0	0	0	0	0	0	0	0	0	0	33.2	1060
15:00	0	3	7	4	30	139	482	277	38	1	0	0	0	0	0	0	0	0	0	0	0	33.5	981
16:00	0	6	5	7	26	158	513	326	44	1	1	0	0	0	0	0	0	0	0	0	0	33.5	1087
17:00	2	11	4	11	32	184	570	363	56	2	0	0	0	0	0	0	0	0	0	0	0	33.3	1235
18:00	0	20	19	10	31	152	511	350	37	5	1	0	0	0	0	0	0	0	0	0	0	33.0	1136
19:00	2	18	12	13	26	154	393	220	30	4	1	0	0	0	0	0	0	0	0	0	0	32.3	873
20:00	4	14	8	4	46	132	323	147	7	1	1	0	0	0	0	0	0	0	0	0	0	31.6	687
21:00	1	7	5	4	12	113	272	106	11	0	0	0	0	0	0	0	0	0	0	0	0	32.2	531
22:00	0	8	2	4	11	75	171	83	9	1	0	0	0	0	0	0	0	0	0	0	0	32.3	364
23:00	0	0	1	1	5	47	96	59	11	2	0	1	0	0	0	0	0	0	0	0	0	33.7	223
Total	44	266	181	210	552	2539	6721	3870	468	29	9	2	0	0	0	0	0	0	0	0	0	32.4	14891



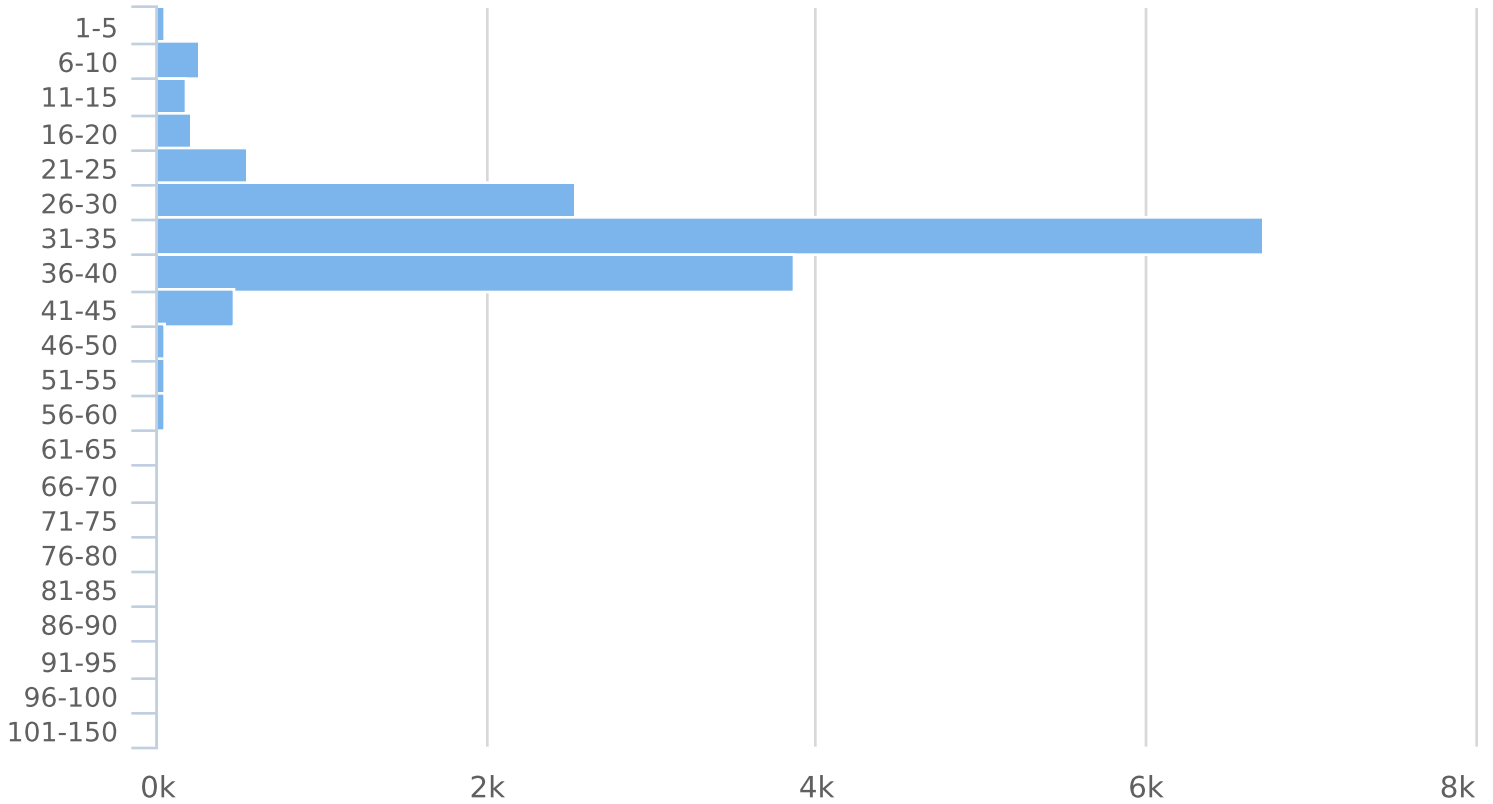
Start: 2019-08-14
 End: 2019-08-21
 Times: 0:00-23:59

Volume by Speed

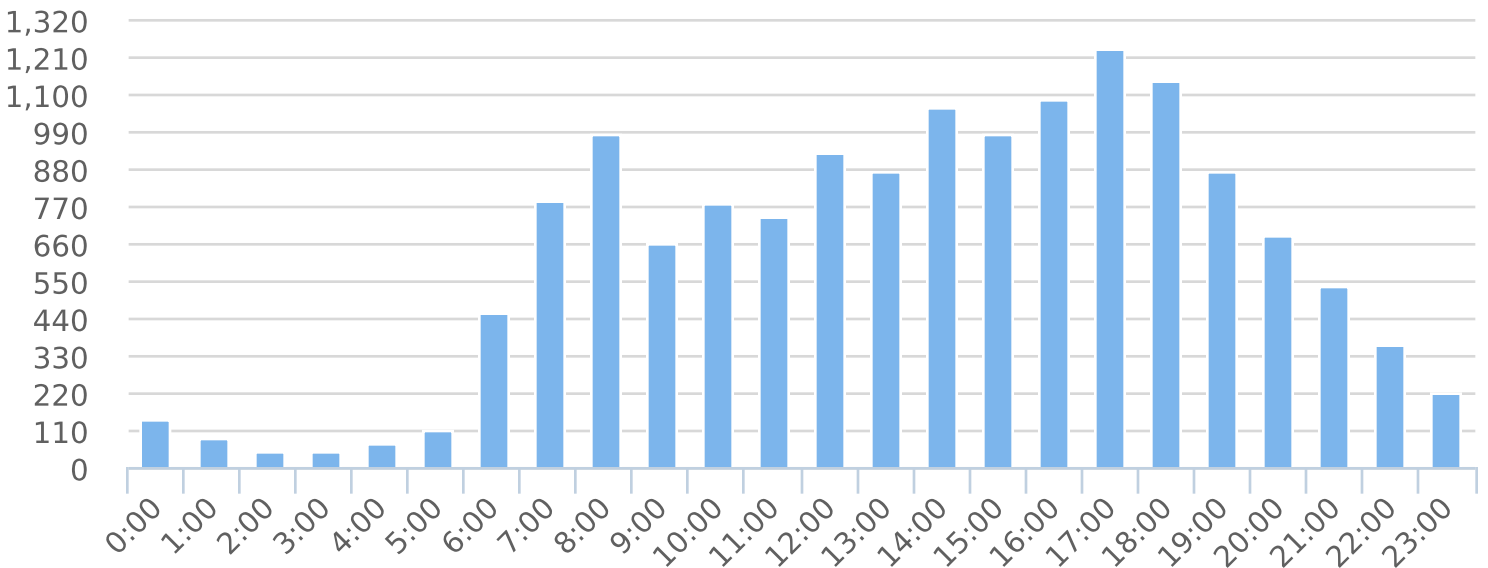
Peachford Rd/Chowing Way, EB

Speed Bins: Size 5, Range 1 to 150
 Time View: By Hour (Total Volumes)

Total Volume by Speed Distribution



Volume over Time





Start: 2019-08-14
End: 2019-08-21
Times: 0:00-23:59

Speed Summary

Peachford Rd/Chowing Way, EB

Violation Threshold: Speed Limit + 10
Speed Range: 1 to 150

Overall Summary

Total Days of Data: 8
Speed Limit: 35
Average Speed: 32.43
50th Percentile Speed: 32.98
85th Percentile Speed: 37.16
Pace Speed Range: 28-38

Minimum Speed: 5
Maximum Speed: 58
Display Mode: Speed Display
Average Volume per Day: 1861.4
Total Volume: 14891