



Start: 2021-03-02
End: 2021-03-10
Times: 0:00-23:59

Volume by Time

Ridgeview Rd/Meadow Lane SB, SB

Speed Bins: Size 10, Range 1 to 100

Time View: By Week (Total Volumes)

Week	00:00	01:00	02:00	03:00	04:00	05:00	06:00	07:00	08:00	09:00	10:00	11:00	12:00	13:00	14:00	15:00	16:00	17:00	18:00	19:00	20:00	21:00	22:00	23:00	Total
03-02	25	22	19	11	7	65	298	573	734	697	423	292	393	472	425	333	316	450	488	486	412	254	120	90	7405
03-09	20	12	7	8	11	17	99	28	62	46	90	104	80	96	84	94	95	97	102	73	57	28	21	12	1343
Total	45	34	26	19	18	82	397	601	796	743	513	396	473	568	509	427	411	547	590	559	469	282	141	102	8748



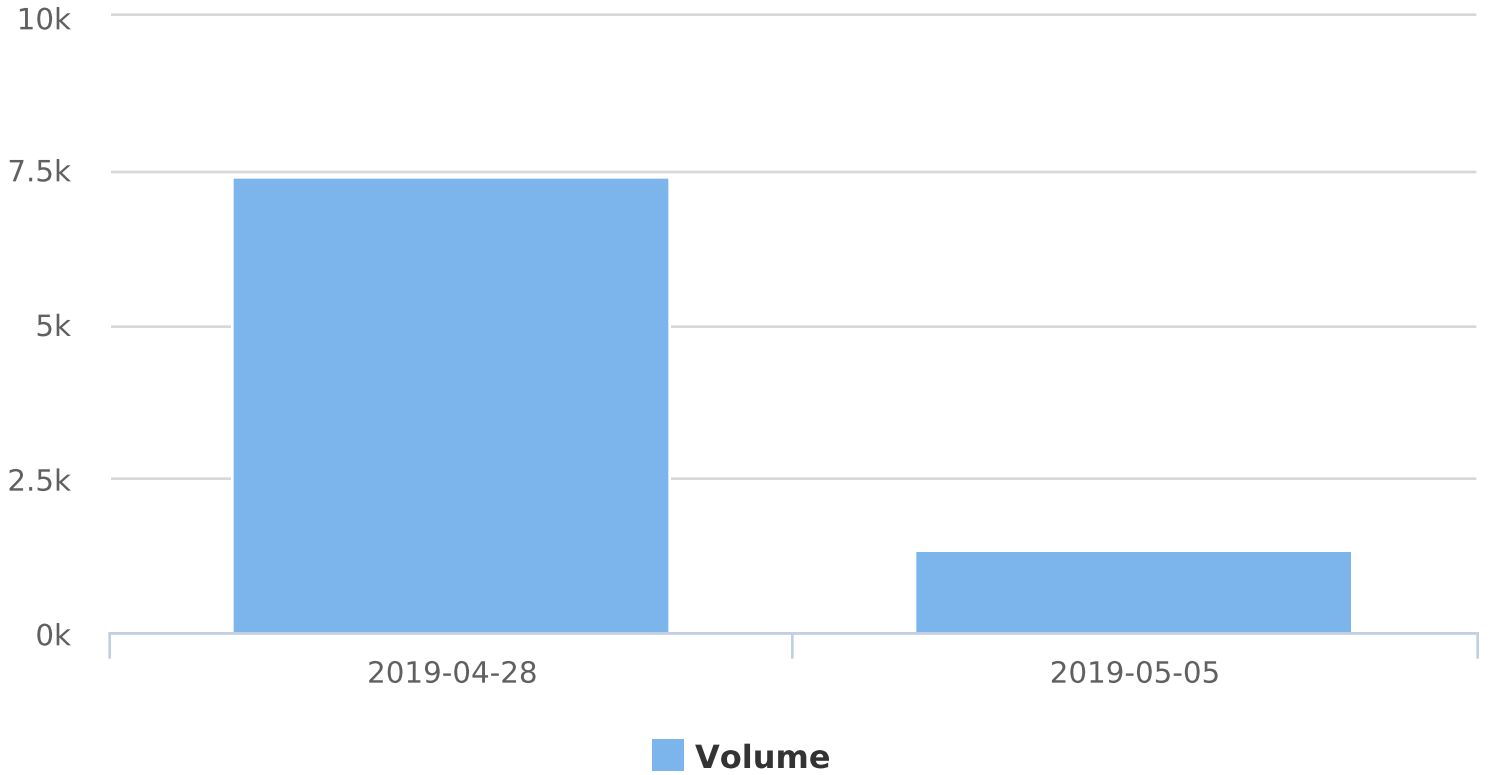
Start: 2021-03-02
End: 2021-03-10
Times: 0:00-23:59

Volume by Time

Ridgeview Rd/Meadow Lane SB, SB

Speed Bins: Size 10, Range 1 to 100
Time View: By Week (Total Volumes)

Weekly Total Volume





Start: 2021-03-02

End: 2021-03-10

Times: 0:00-23:59

Volume by Time

Ridgeview Rd/Meadow Lane SB, SB

Speed Bins: Size 10, Range 1 to 100

Time View: By Day (Total Volumes)

Date	00:00	01:00	02:00	03:00	04:00	05:00	06:00	07:00	08:00	09:00	10:00	11:00	12:00	13:00	14:00	15:00	16:00	17:00	18:00	19:00	20:00	21:00	22:00	23:00	Total
03-02	n/a	2	5	3	0	15	71	143	179	153	72	40	66	90	83	57	47	76	97	84	91	51	16	7	1448
03-03	4	1	5	1	1	18	75	124	162	165	95	62	70	89	72	73	49	96	99	103	86	43	27	27	1547
03-04	6	5	1	3	0	11	72	126	170	154	74	44	63	87	80	62	58	92	100	106	80	47	28	11	1480
03-05	6	7	4	1	2	10	58	140	167	135	80	51	73	91	93	60	65	95	95	103	78	57	24	24	1519
03-06	9	7	4	3	4	11	22	40	56	90	102	95	121	115	97	81	97	91	97	90	77	56	25	21	1411
03-07	12	5	5	7	1	7	22	28	62	46	90	104	80	96	84	94	95	97	102	73	57	28	21	12	1228
03-08	8	7	2	1	10	10	77	n/a	n/a	n/a	n/a	n/a	n/a	n/a	n/a	n/a	n/a	n/a	n/a	n/a	n/a	n/a	n/a	n/a	115
Total	45	34	26	19	18	82	397	601	796	743	513	396	473	568	509	427	411	547	590	559	469	282	141	102	8748



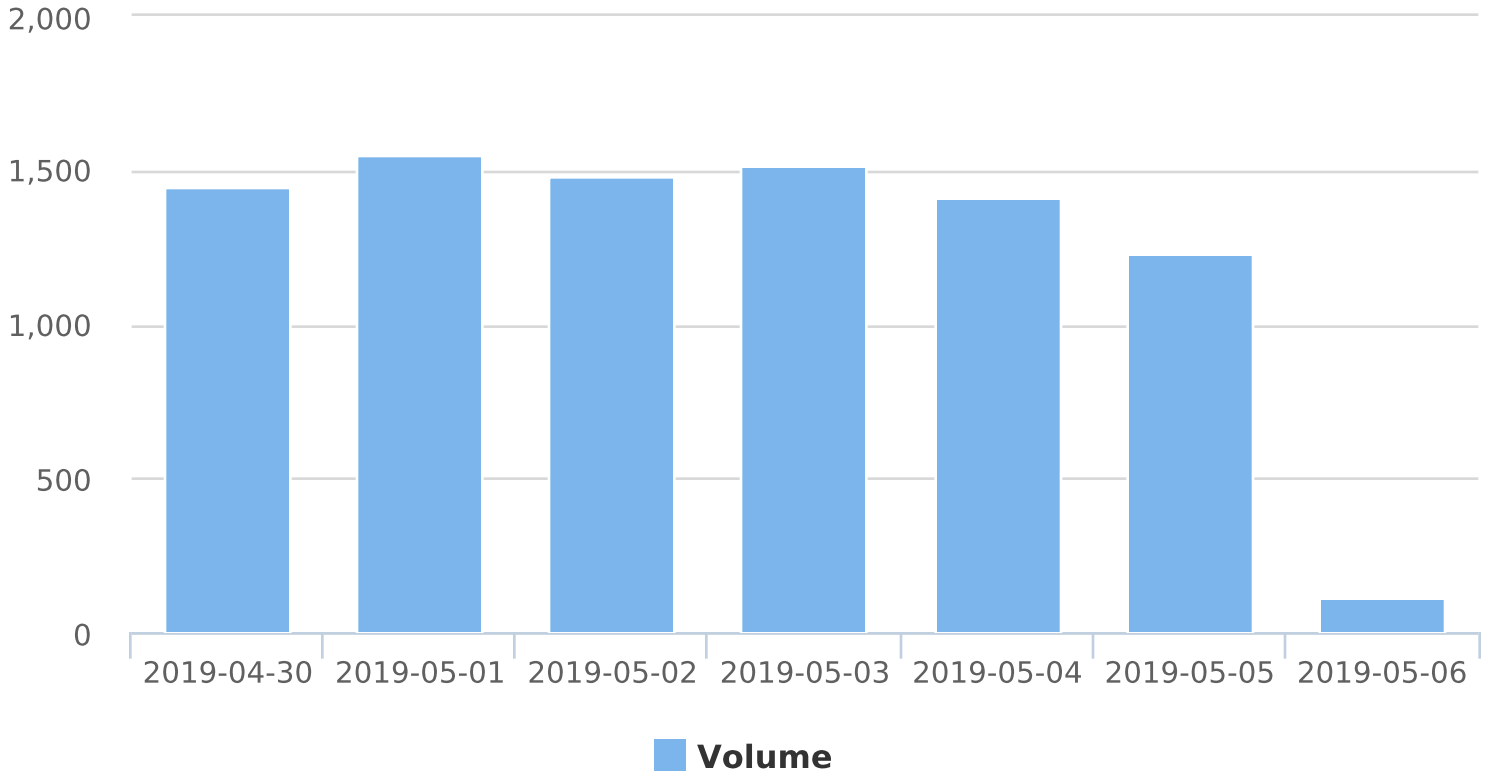
Start: 2021-03-02
End: 2021-03-10
Times: 0:00-23:59

Volume by Time

Ridgeview Rd/Meadow Lane SB, SB

Speed Bins: Size 10, Range 1 to 100
Time View: By Day (Total Volumes)

Daily Total Volume





Start: 2021-03-02
End: 2021-03-10
Times: 0:00-23:59

Volume by Speed

Ridgeview Rd/Meadow Lane SB, SB

Speed Bins: Size 5, Range 1 to 100
Time View: By Hour (Avg Volumes)

Time	1 to 5	6 to 10	11 to 15	16 to 20	21 to 25	26 to 30	31 to 35	36 to 40	41 to 45	46 to 50	51 to 55	56 to 60	61 to 65	66 to 70	71 to 75	76 to 80	81 to 85	86 to 90	91 to 95	96 to 100	Avg Speed	Avg Total	
0:00	0	1	0	2	3	2	0	0	0	0	0	0	0	0	0	0	0	0	0	0	0	21.0	8
1:00	0	0	0	1	2	1	0	0	0	0	0	0	0	0	0	0	0	0	0	0	0	22.3	4
2:00	0	0	0	1	2	1	0	0	0	0	0	0	0	0	0	0	0	0	0	0	0	21.4	4
3:00	0	0	1	0	1	1	0	0	0	0	0	0	0	0	0	0	0	0	0	0	0	20.0	3
4:00	0	0	0	0	1	0	0	0	0	0	0	0	0	0	0	0	0	0	0	0	0	19.8	1
5:00	0	1	1	2	4	2	1	0	0	0	0	0	0	0	0	0	0	0	0	0	0	21.9	11
6:00	1	8	7	12	18	9	2	0	0	0	0	0	0	0	0	0	0	0	0	0	0	19.4	57
7:00	1	6	5	14	39	31	5	1	0	0	0	0	0	0	0	0	0	0	0	0	0	22.8	102
8:00	2	13	10	20	48	35	5	1	0	0	0	0	0	0	0	0	0	0	0	0	0	21.4	134
9:00	2	10	6	16	43	39	7	1	0	0	0	0	0	0	0	0	0	0	0	0	0	22.5	124
10:00	2	6	4	10	33	25	4	1	0	0	0	0	0	0	0	0	0	0	0	0	0	22.4	85
11:00	1	5	3	7	25	22	3	1	0	0	0	0	0	0	0	0	0	0	0	0	0	22.9	67
12:00	1	5	6	12	31	21	4	0	0	0	0	0	0	0	0	0	0	0	0	0	0	22.1	80
13:00	3	8	7	13	35	23	6	0	0	0	0	0	0	0	0	0	0	0	0	0	0	21.5	95
14:00	4	9	8	15	27	19	3	0	0	0	0	0	0	0	0	0	0	0	0	0	0	20.1	85
15:00	1	9	4	9	28	17	3	0	0	0	0	0	0	0	0	0	0	0	0	0	0	21.2	71
16:00	2	6	4	10	23	21	3	0	0	0	0	0	0	0	0	0	0	0	0	0	0	21.7	69
17:00	2	8	7	14	35	24	3	0	0	0	0	0	0	0	0	0	0	0	0	0	0	21.5	93
18:00	1	10	4	18	42	20	2	0	0	0	0	0	0	0	0	0	0	0	0	0	0	20.8	97
19:00	3	11	5	13	42	17	2	0	0	0	0	0	0	0	0	0	0	0	0	0	0	20.5	93
20:00	1	10	6	16	34	10	1	0	0	0	0	0	0	0	0	0	0	0	0	0	0	19.7	78
21:00	0	4	3	8	24	7	1	0	0	0	0	0	0	0	0	0	0	0	0	0	0	21.0	47
22:00	1	2	2	5	8	4	1	0	0	0	0	0	0	0	0	0	0	0	0	0	0	20.4	23
23:00	0	2	1	3	8	4	0	0	0	0	0	0	0	0	0	0	0	0	0	0	0	21.5	18
Avg	1	6	4	9	23	15	2	0	0	0	0	0	0	0	0	0	0	0	0	0	0	21.4	60



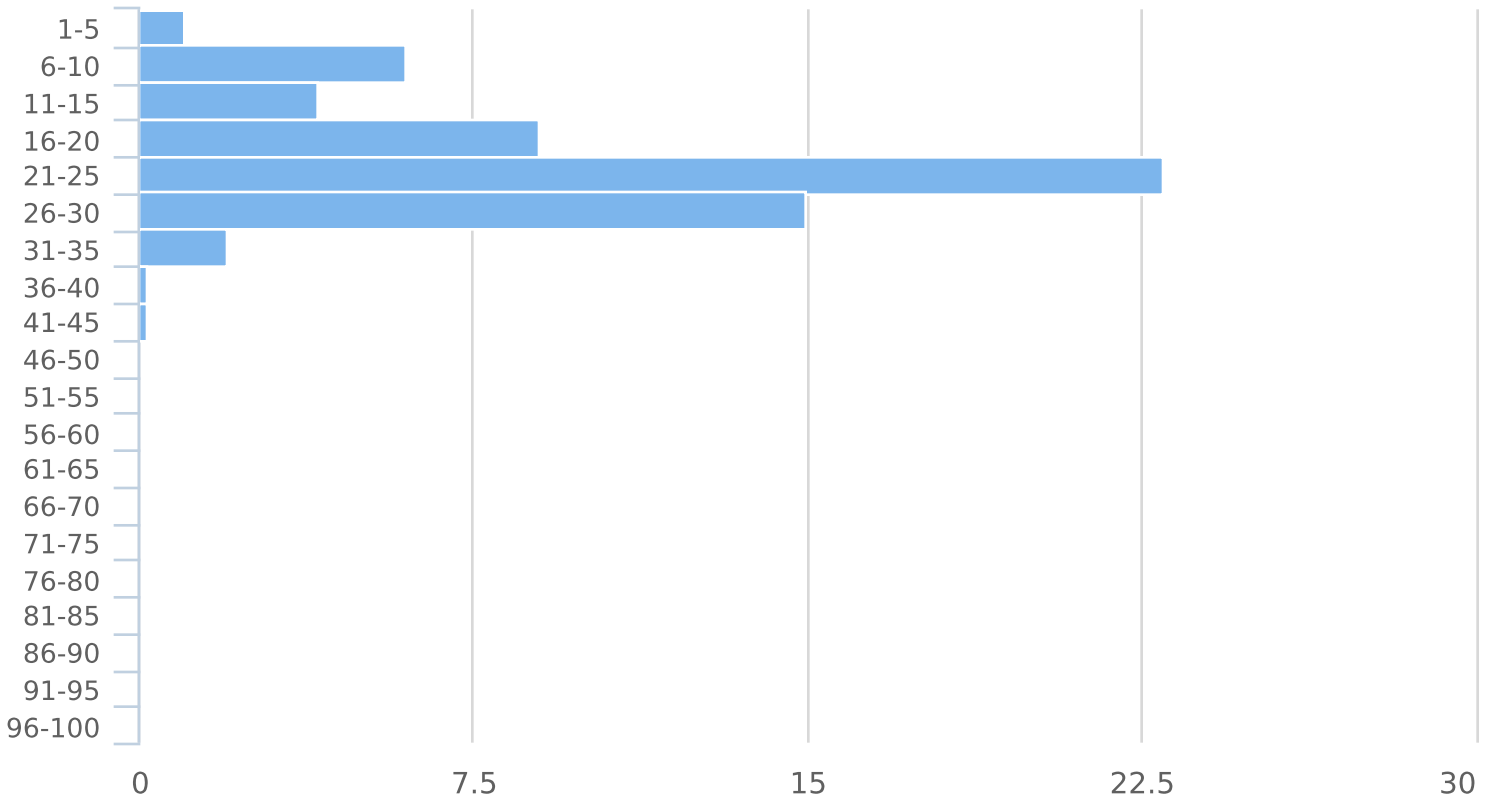
Start: 2021-03-02
End: 2021-03-10
Times: 0:00-23:59

Volume by Speed

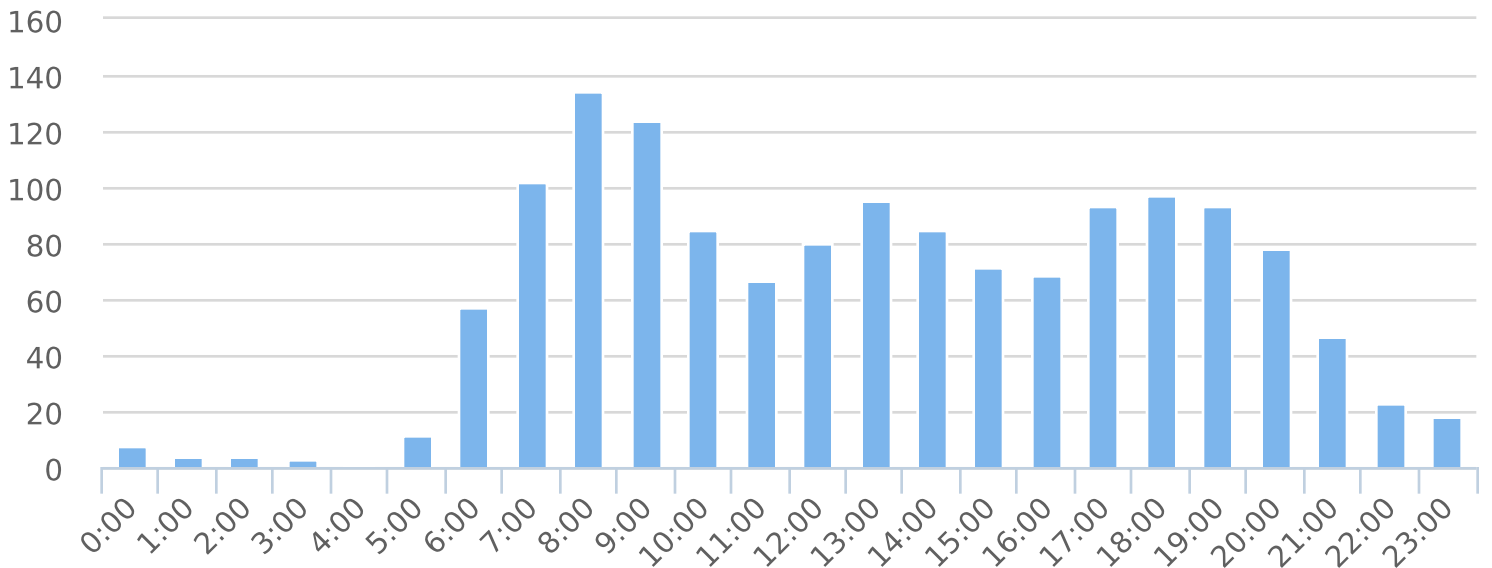
Ridgeview Rd/Meadow Lane SB, SB

Speed Bins: Size 5, Range 1 to 100
Time View: By Hour (Avg Volumes)

Avg Volume by Speed Distribution



Average Volume over Time





Start: 2021-03-02
End: 2021-03-10
Times: 0:00-23:59

Volume by Speed

Ridgeview Rd/Meadow Lane SB, SB

Speed Bins: Size 5, Range 1 to 100
Time View: By Hour (Total Volumes)

Time	1 to 5	6 to 10	11 to 15	16 to 20	21 to 25	26 to 30	31 to 35	36 to 40	41 to 45	46 to 50	51 to 55	56 to 60	61 to 65	66 to 70	71 to 75	76 to 80	81 to 85	86 to 90	91 to 95	96 to 100	Avg Speed	Total
0:00	1	5	0	12	15	11	1	0	0	0	0	0	0	0	0	0	0	0	0	0	21.0	45
1:00	0	1	2	6	16	8	1	0	0	0	0	0	0	0	0	0	0	0	0	0	22.3	34
2:00	1	1	0	6	13	5	0	0	0	0	0	0	0	0	0	0	0	0	0	0	21.4	26
3:00	0	3	4	0	5	7	0	0	0	0	0	0	0	0	0	0	0	0	0	0	20.0	19
4:00	2	1	3	1	7	3	1	0	0	0	0	0	0	0	0	0	0	0	0	0	19.8	18
5:00	0	8	5	17	27	15	10	0	0	0	0	0	0	0	0	0	0	0	0	0	21.9	82
6:00	9	53	50	84	127	60	12	2	0	0	0	0	0	0	0	0	0	0	0	0	19.4	397
7:00	4	38	27	84	233	183	28	4	0	0	0	0	0	0	0	0	0	0	0	0	22.8	601
8:00	12	78	60	118	285	208	31	4	0	0	0	0	0	0	0	0	0	0	0	0	21.4	796
9:00	12	58	35	96	257	236	43	6	0	0	0	0	0	0	0	0	0	0	0	0	22.5	743
10:00	9	38	25	62	199	150	25	4	1	0	0	0	0	0	0	0	0	0	0	0	22.4	513
11:00	5	31	16	41	152	130	18	3	0	0	0	0	0	0	0	0	0	0	0	0	22.9	396
12:00	4	27	33	71	188	127	22	1	0	0	0	0	0	0	0	0	0	0	0	0	22.1	473
13:00	17	45	44	80	208	139	34	1	0	0	0	0	0	0	0	0	0	0	0	0	21.5	568
14:00	22	56	49	90	159	112	20	1	0	0	0	0	0	0	0	0	0	0	0	0	20.1	509
15:00	7	52	24	53	169	103	18	1	0	0	0	0	0	0	0	0	0	0	0	0	21.2	427
16:00	10	37	26	57	139	125	15	2	0	0	0	0	0	0	0	0	0	0	0	0	21.7	411
17:00	10	47	40	82	209	142	16	1	0	0	0	0	0	0	0	0	0	0	0	0	21.5	547
18:00	8	62	26	110	253	118	13	0	0	0	0	0	0	0	0	0	0	0	0	0	20.8	590
19:00	17	66	27	80	254	101	13	1	0	0	0	0	0	0	0	0	0	0	0	0	20.5	559
20:00	8	61	37	96	201	59	7	0	0	0	0	0	0	0	0	0	0	0	0	0	19.7	469
21:00	2	25	17	46	144	44	4	0	0	0	0	0	0	0	0	0	0	0	0	0	21.0	282
22:00	3	14	12	32	50	26	4	0	0	0	0	0	0	0	0	0	0	0	0	0	20.4	141
23:00	2	10	4	15	47	21	1	2	0	0	0	0	0	0	0	0	0	0	0	0	21.5	102
Total	165	817	566	1339	3357	2133	337	33	1	0	0	0	0	0	0	0	0	0	0	0	21.4	8748



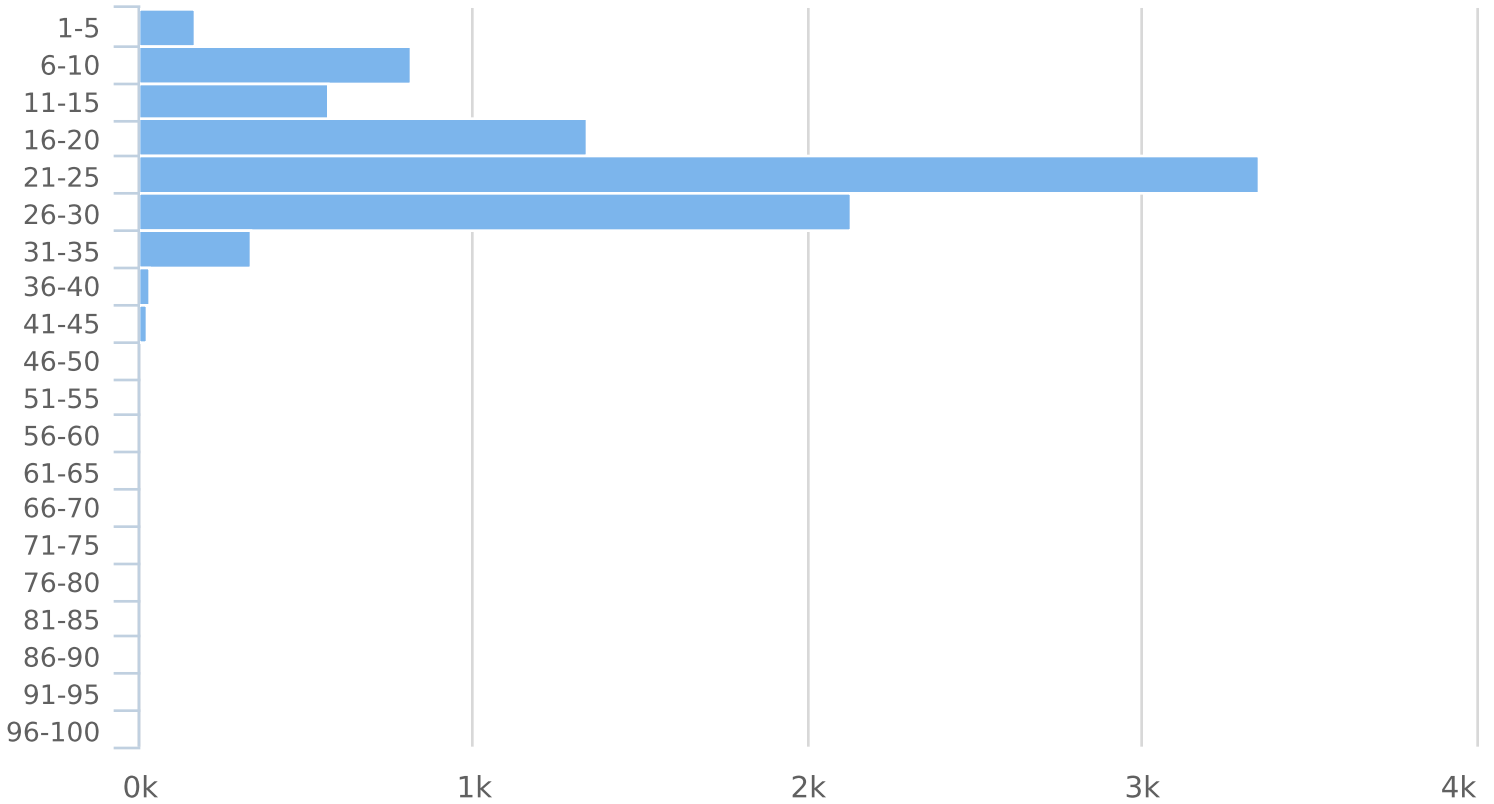
Start: 2021-03-02
 End: 2021-03-10
 Times: 0:00-23:59

Volume by Speed

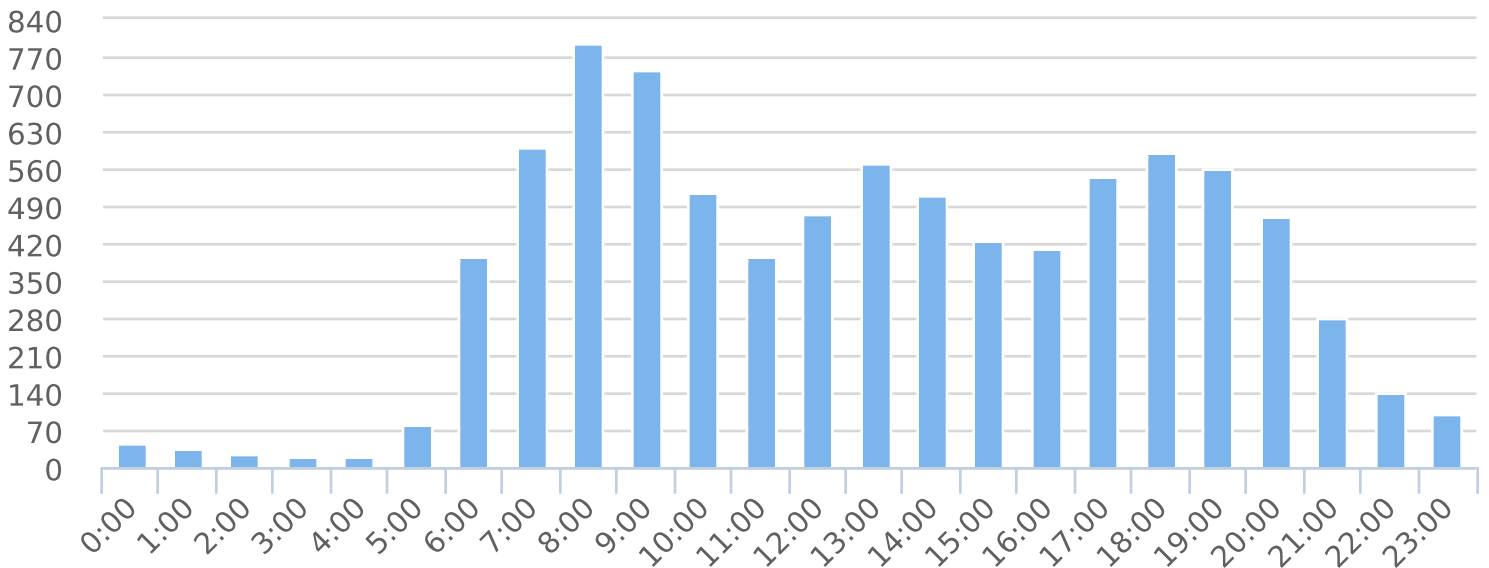
Ridgeview Rd/Meadow Lane SB, SB

Speed Bins: Size 5, Range 1 to 100
 Time View: By Hour (Total Volumes)

Total Volume by Speed Distribution



Volume over Time





Start: 2021-03-02

End: 2021-03-10

Times: 0:00-23:59

Volume by Speed

Ridgeview Rd/Meadow Lane SB, SB

Speed Bins: Size 5, Range 1 to 100

Time View: By Day of Week (Avg Volumes)

Day	1 to 5	6 to 10	11 to 15	16 to 20	21 to 25	26 to 30	31 to 35	36 to 40	41 to 45	46 to 50	51 to 55	56 to 60	61 to 65	66 to 70	71 to 75	76 to 80	81 to 85	86 to 90	91 to 95	96 to 100	Avg Speed	Avg Total
Sun	14	101	62	164	520	316	47	4	0	0	0	0	0	0	0	0	0	0	0	0	21.9	1228
Mon	5	15	13	28	34	18	2	0	0	0	0	0	0	0	0	0	0	0	0	0	19.0	115
Tue	24	143	112	236	507	357	63	5	1	0	0	0	0	0	0	0	0	0	0	0	21.2	1448
Wed	30	151	97	251	574	381	53	10	0	0	0	0	0	0	0	0	0	0	0	0	21.2	1547
Thu	23	128	101	232	566	367	59	4	0	0	0	0	0	0	0	0	0	0	0	0	21.5	1480
Fri	40	149	100	237	586	348	56	3	0	0	0	0	0	0	0	0	0	0	0	0	21.0	1519
Sat	29	130	81	191	570	346	57	7	0	0	0	0	0	0	0	0	0	0	0	0	21.6	1411
Avg	24	117	81	191	480	305	48	5	0	0	0	0	0	0	0	0	0	0	0	0	21.4	1249



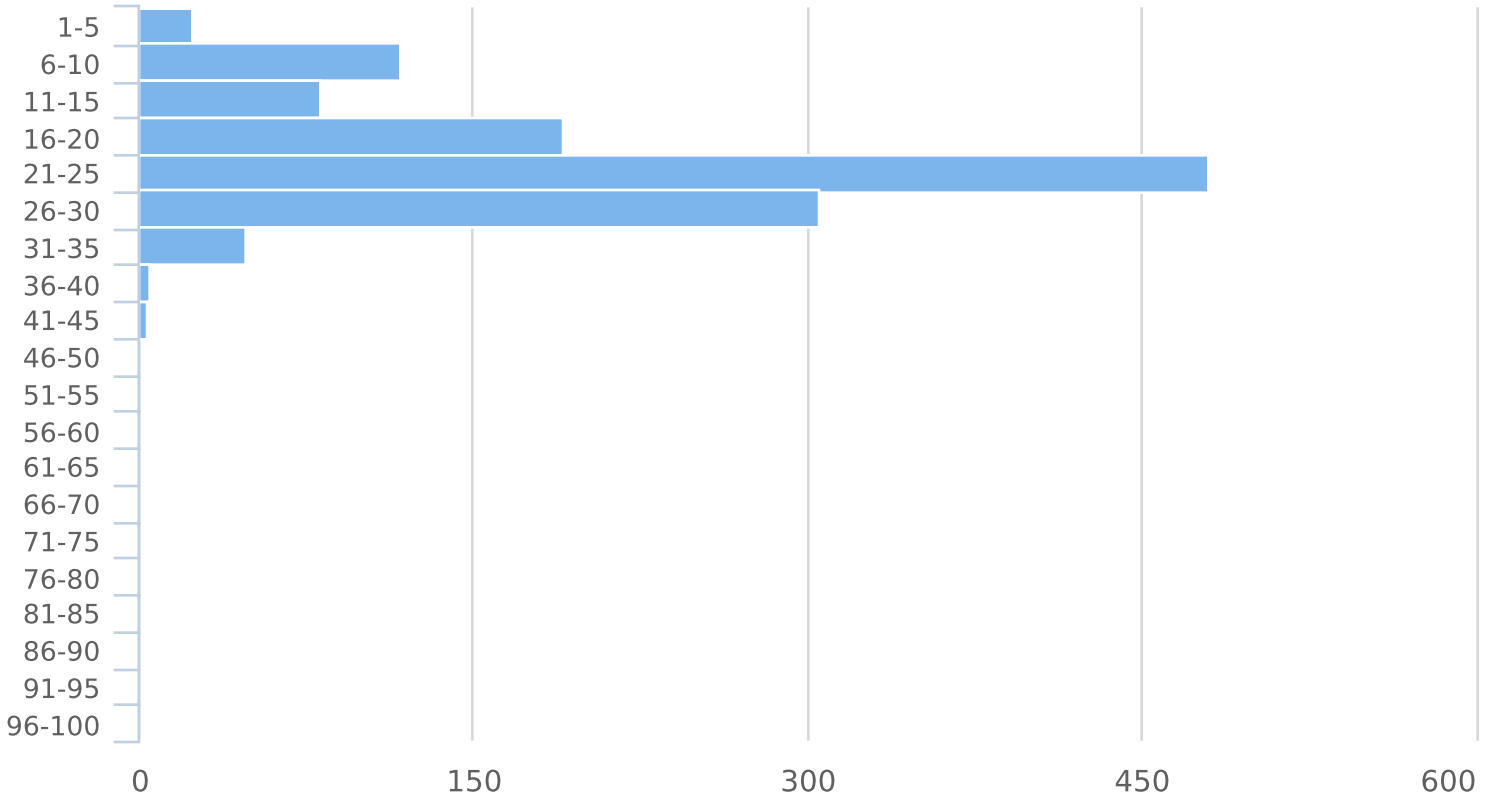
Start: 2021-03-02
End: 2021-03-10
Times: 0:00-23:59

Volume by Speed

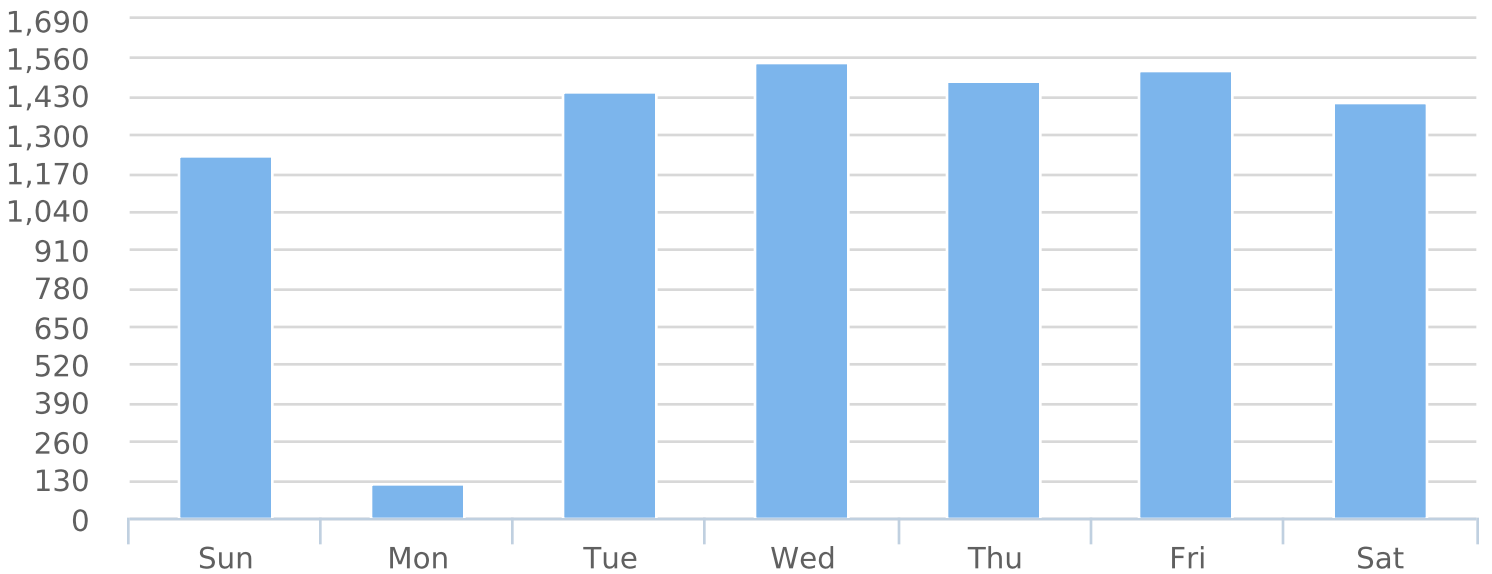
Ridgewiew Rd/Meadow Lane SB, SB

Speed Bins: Size 5, Range 1 to 100
Time View: By Day of Week (Avg Volumes)

Avg Volume by Speed Distribution



Avg Volume by Day of Week





Start: 2021-03-02

End: 2021-03-10

Times: 0:00-23:59

Volume by Speed

Ridgeview Rd/Meadow Lane SB, SB

Speed Bins: Size 5, Range 1 to 100

Time View: By Date (Total Volumes)

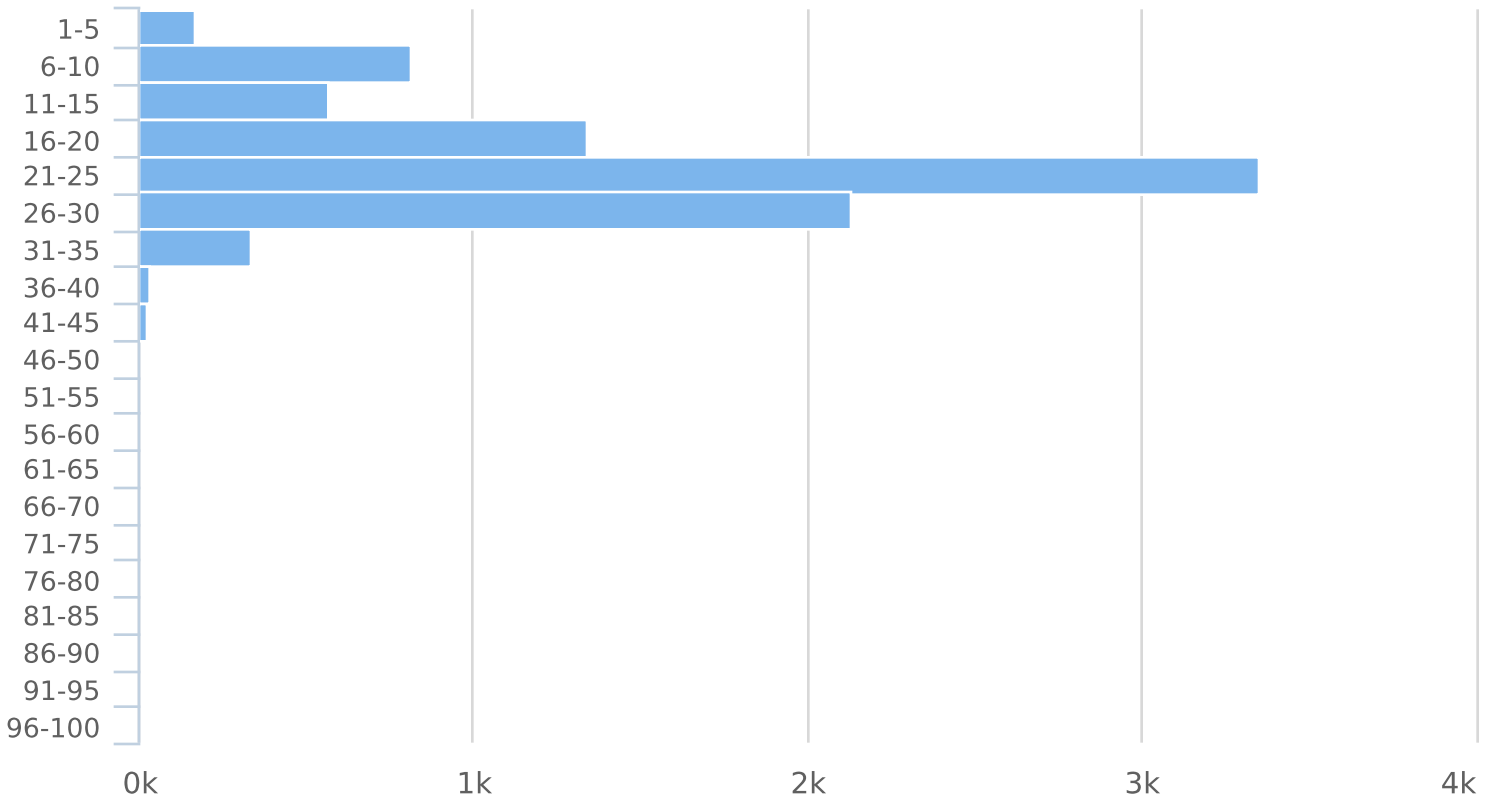
Date	1 to 5	6 to 10	11 to 15	16 to 20	21 to 25	26 to 30	31 to 35	36 to 40	41 to 45	46 to 50	51 to 55	56 to 60	61 to 65	66 to 70	71 to 75	76 to 80	81 to 85	86 to 90	91 to 95	96 to 100	Avg Speed	Total
03-02	24	143	112	236	507	357	63	5	1	0	0	0	0	0	0	0	0	0	0	0	21.2	1448
03-03	30	151	97	251	574	381	53	10	0	0	0	0	0	0	0	0	0	0	0	0	21.2	1547
03-04	23	128	101	232	566	367	59	4	0	0	0	0	0	0	0	0	0	0	0	0	21.5	1480
03-05	40	149	100	237	586	348	56	3	0	0	0	0	0	0	0	0	0	0	0	0	21.0	1519
03-06	29	130	81	191	570	346	57	7	0	0	0	0	0	0	0	0	0	0	0	0	21.6	1411
03-07	14	101	62	164	520	316	47	4	0	0	0	0	0	0	0	0	0	0	0	0	21.9	1228
03-08	5	15	13	28	34	18	2	0	0	0	0	0	0	0	0	0	0	0	0	0	19.0	115
Total	165	817	566	1339	3357	2133	337	33	1	0	0	0	0	0	0	0	0	0	0	0	21.4	8748



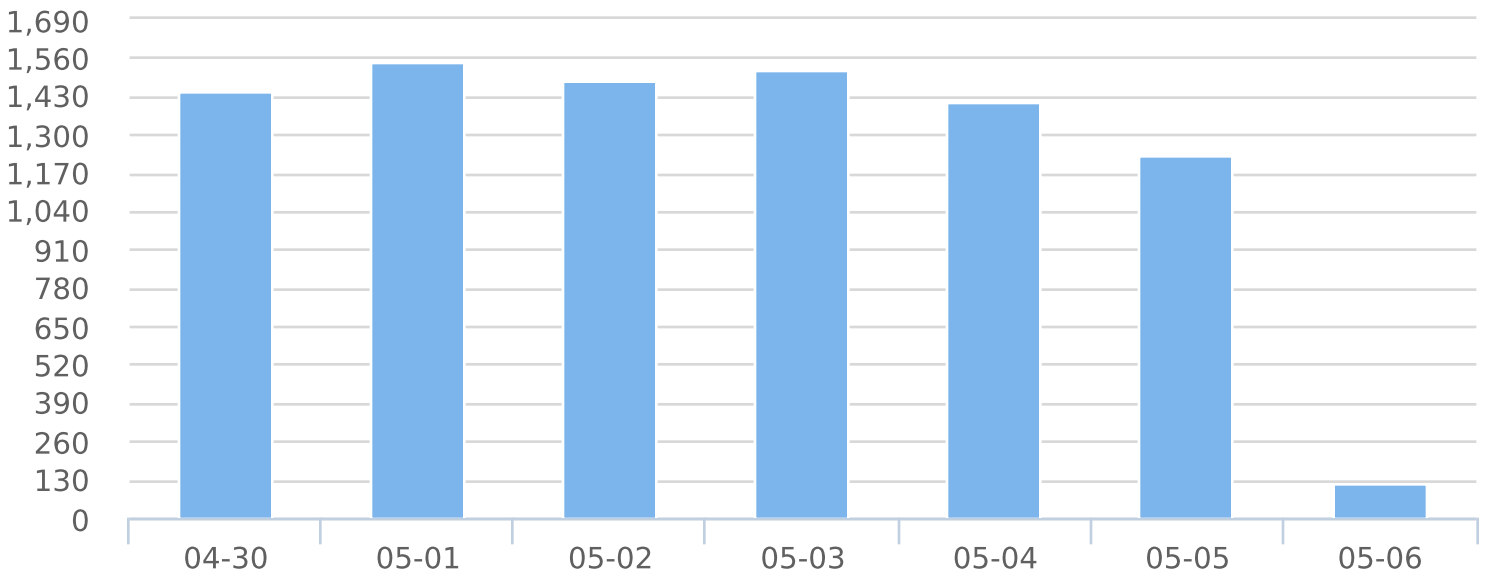
Start: 2021-03-02
 End: 2021-03-10
 Times: 0:00-23:59

Speed Bins: Size 5, Range 1 to 100
 Time View: By Date (Total Volumes)

Total Volume by Speed Distribution



Daily Total Volumes





Generated by Christopher Irwin from City of Dunwoody (GA) on Mar 12, 2021 at 5:35:25 AM

Time of Day: 0:00 to 23:59
Dates: 03/02/2021 to 03/10/2021

Site: Ridgeview Rd/Meadow Lane
SB, SB

Overall Summary

Total Days of Data: 7
Speed Limit: 25
Average Speed: 21.6
50th Percentile Speed: 22.53
85th Percentile Speed: 26.68
Pace Speed Range: 19.0-29.0

Minimum Speed: 5.0
Maximum Speed: 42.0
Display Status: Speed Display
Average Volume per Day: 1250.0
Total Volume: 8750.0