

Generated by Jason Dove from City of Dunwoody on Jan 15, 2019 at 12:1:12 PM



Time View: By Day of Week (Avg Volumes)

Speed Bins: Size 5, Range 1 to 65

Site: Summerford Dr at Springfield Dr, NB

Time of Day: 0:00 to 23:59

Dates: 12/26/2018 to 1/14/2019

Day of Week	Spd Lim	1 to 5	6 to 10	11 to 15	16 to 20	21 to 25	26 to 30	31 to 35	36 to 40	41 to 45	46 to 50	51 to 55	56 to 60	61 to 65	Avg Spd	Avg #
Sun	25	2	27	17	15	23	10	2	0	0	0	0	0	0	16.6	95
Mon	25	6	38	20	18	29	12	3	0	0	0	0	0	0	16.2	126
Tue	25	3	39	18	20	29	7	2	0	0	0	0	0	0	15.3	115
Wed	25	4	35	15	25	25	12	2	0	0	0	0	0	0	16.8	118
Thu	25	3	35	20	15	27	11	2	0	0	0	0	0	0	16.0	112
Fri	25	3	42	19	27	31	14	2	0	0	0	0	0	0	16.7	138
Sat	25	8	37	20	21	32	14	1	0	0	0	0	0	0	16.4	132
Avg #		4	36	18	20	28	11	2	0	0	0	0	0	0	16.3	119



Time View: By Day of Week (Avg Volumes)

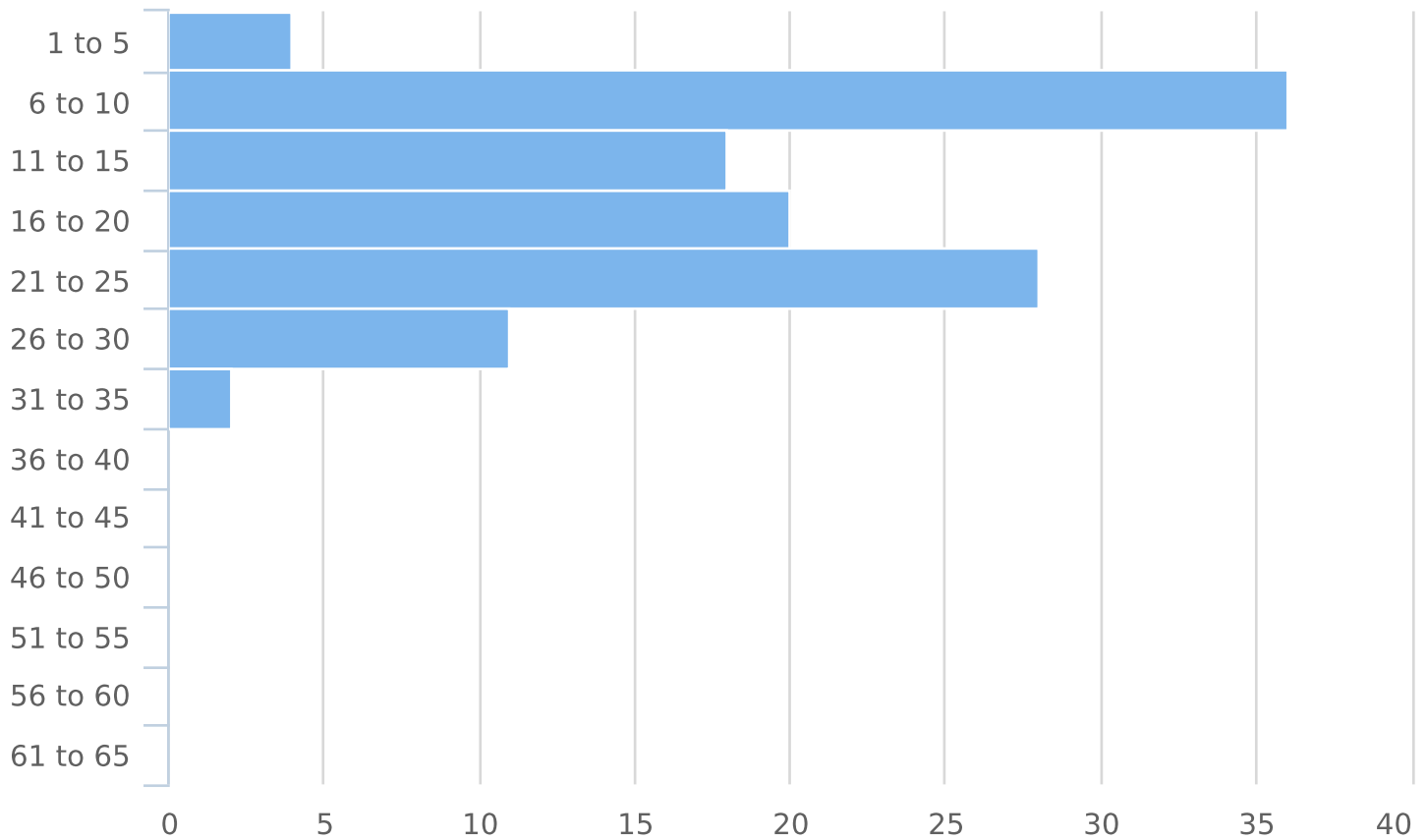
Speed Bins: Size 5, Range 1 to 65

Site: Summerford Dr at Springfield Dr, NB

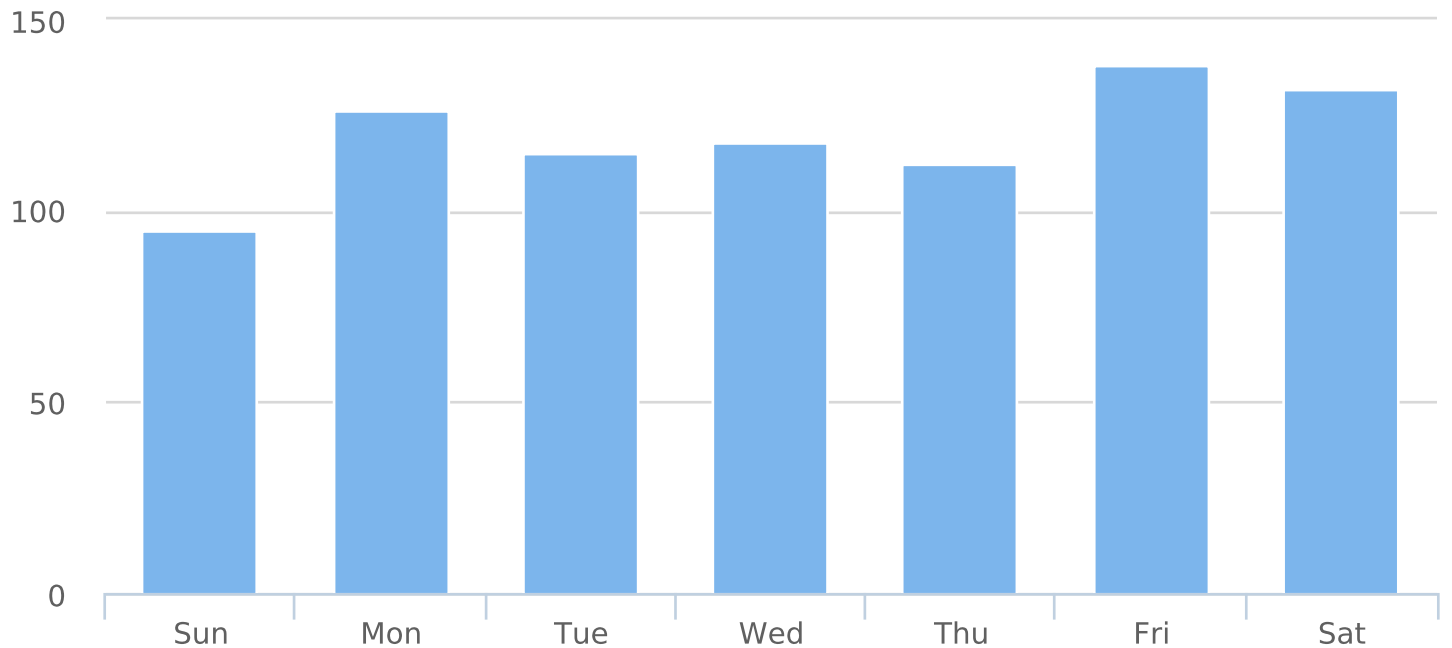
Time of Day: 0:00 to 23:59

Dates: 12/26/2018 to 1/14/2019

Average Vehicles by Speed Bin



Average Volume by Day of Week



Generated by Jason Dove from City of Dunwoody on Jan 15, 2019 at 11:39:18 AM



Time of Day: 0:00 to 23:59
Dates: 12/26/2018 to 1/14/2019

Site: Summerford Dr at Springfield
Dr, NB

Overall Summary

Total Days of Data: 20
Speed Limit: 25
Average Speed: 15.97
50th Percentile Speed: 14.79
85th Percentile Speed: 19.8
Pace Speed Range: 11.0-21.0

Minimum Speed: 5.0
Maximum Speed: 50.0
Display Status: Speed Display
Average Volume per Day: 119.8
Total Volume: 2395.0

Generated by Jason Dove from City of Dunwoody on Jan 15, 2019 at 12:3:14 PM



Time View: By Date (Total Volumes)

Speed Bins: Size 5, Range 1 to 65

Site: Summerford Dr at Springfield Dr, NB

Time of Day: 0:00 to 23:59

Dates: 12/26/2018 to 1/14/2019

Date	Spd Lim	1 to 5	6 to 10	11 to 15	16 to 20	21 to 25	26 to 30	31 to 35	36 to 40	41 to 45	46 to 50	51 to 55	56 to 60	61 to 65	Avg Spd	Total #
12/26/2018	25	2	35	12	22	21	11	1	0	0	1	0	0	0	17.1	105
12/27/2018	25	6	30	16	9	19	12	2	0	0	0	0	0	0	15.4	94
12/28/2018	25	4	50	18	29	18	7	2	0	0	0	0	0	0	14.9	128
12/29/2018	25	4	30	17	26	30	9	1	0	0	0	0	0	0	16.3	117
12/30/2018	25	5	25	11	16	21	6	1	0	0	0	0	0	0	15.4	85
12/31/2018	25	4	34	13	15	27	9	2	0	0	0	0	0	0	14.8	104
1/1/2019	25	3	33	18	20	25	2	0	0	0	0	0	0	0	15.1	101
1/2/2019	25	2	37	16	32	25	9	3	0	0	0	0	0	0	16.2	124
1/3/2019	25	1	37	21	20	33	7	3	0	0	0	0	0	0	16.8	122
1/4/2019	25	2	35	18	31	33	13	1	0	0	0	0	0	0	16.9	133
1/5/2019	25	8	43	20	15	32	17	0	0	0	1	0	0	0	16.7	136
1/6/2019	25	0	31	16	18	27	10	3	0	0	0	0	0	0	17.7	105
1/7/2019	25	7	46	26	23	32	11	3	1	0	0	0	0	0	16.0	149
1/8/2019	25	2	44	18	19	32	11	3	0	0	0	0	0	0	15.6	129
1/9/2019	25	7	32	17	20	30	17	3	0	0	0	0	0	0	17.4	126
1/10/2019	25	2	37	23	15	28	15	1	0	0	0	0	0	0	15.8	121
1/11/2019	25	3	42	20	21	41	21	3	1	0	0	0	0	0	18.3	152
1/12/2019	25	11	38	22	22	33	15	1	0	0	0	0	0	0	16.1	142
1/13/2019	25	2	24	23	10	21	14	2	0	0	0	0	0	0	16.8	96
1/14/2019	25	6	35	21	15	29	16	4	0	0	0	0	0	0	17.7	126
Total #		81	718	366	398	557	232	39	2	0	2	0	0	0	16.4	2395



Time View: By Date (Total Volumes)

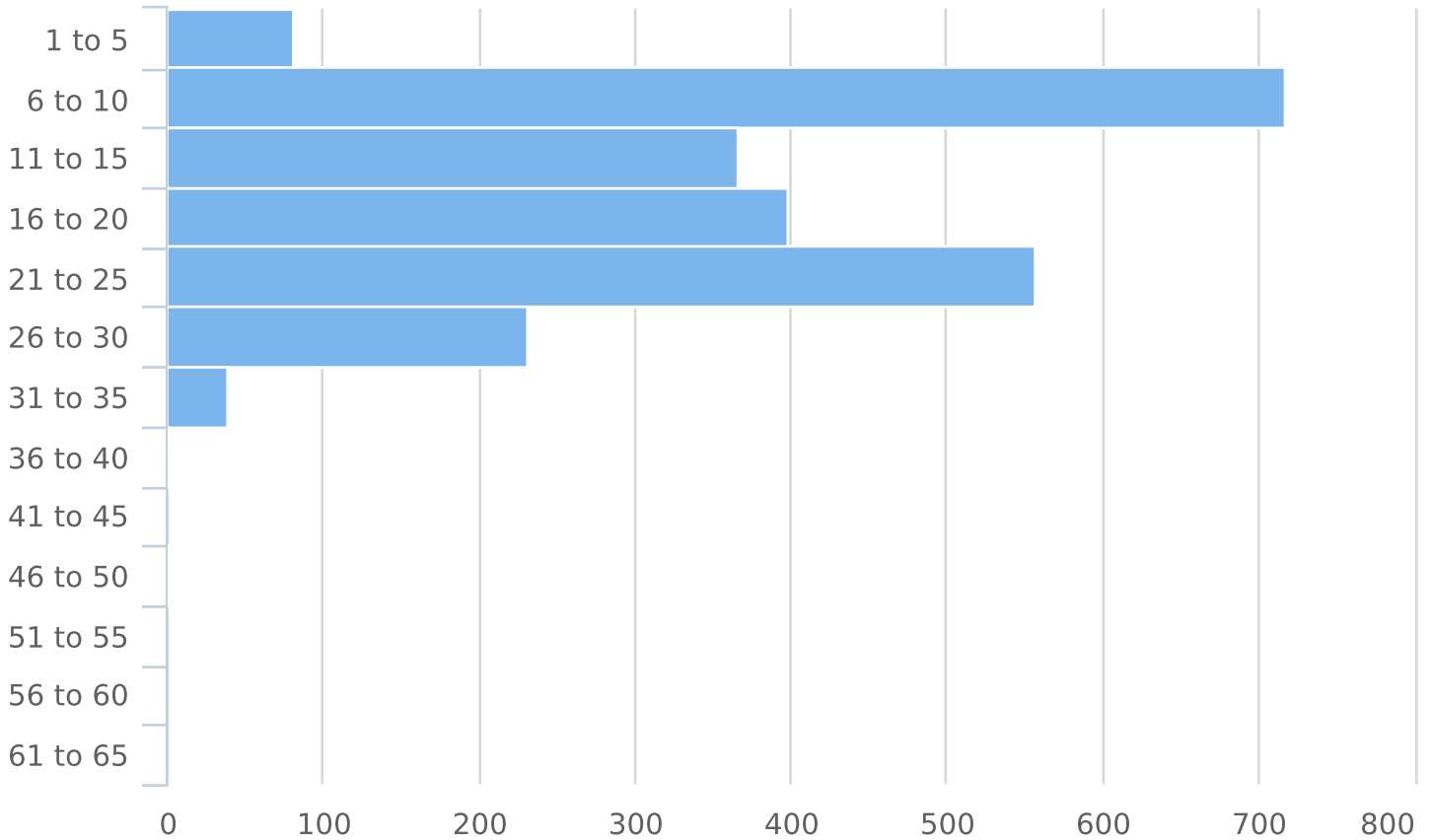
Speed Bins: Size 5, Range 1 to 65

Site: Summerford Dr at Springfield Dr, NB

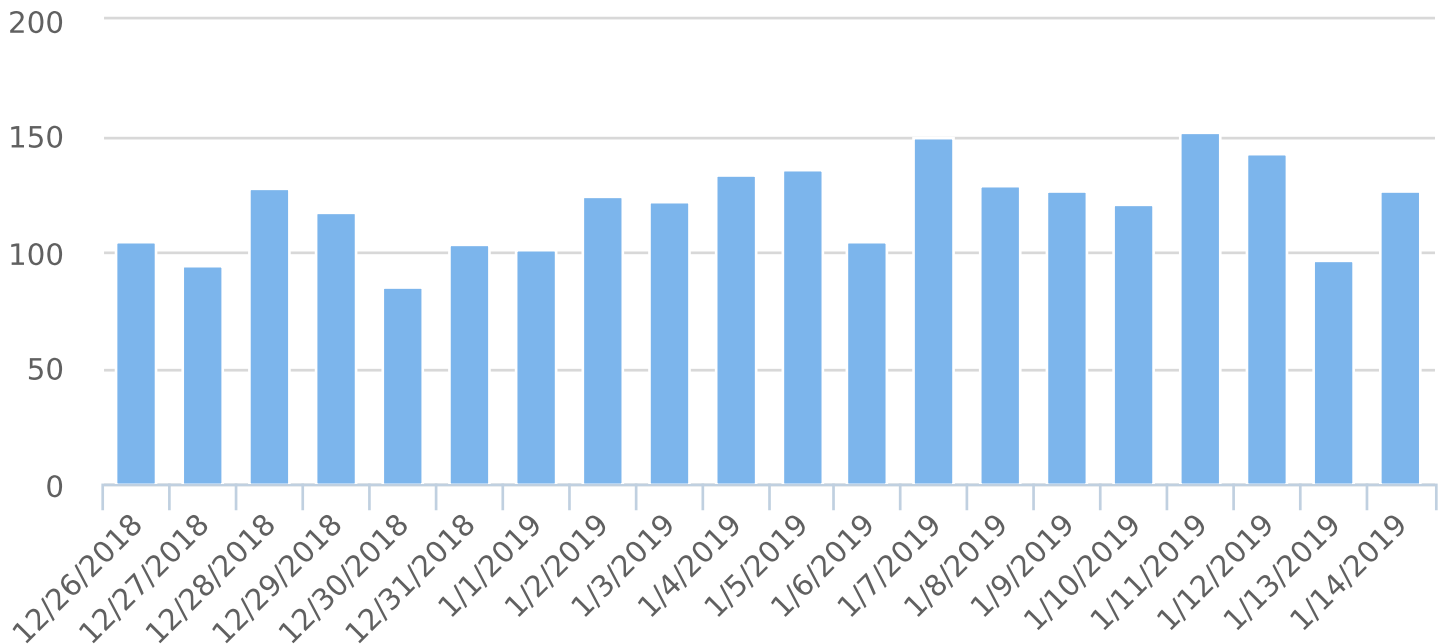
Time of Day: 0:00 to 23:59

Dates: 12/26/2018 to 1/14/2019

Total Vehicles by Speed Bin



Total Volume by Date



Generated by Jason Dove from City of Dunwoody on Jan 15, 2019 at 11:47:43 AM



Time View: By Hour (Total Volumes)

Speed Bins: Size 5, Range 1 to 65

Site: Summerford Dr at Springfield Dr, NB

Time of Day: 0:00 to 23:59

Dates: 12/26/2018 to 1/14/2019

Hour	Spd Lim	1 to 5	6 to 10	11 to 15	16 to 20	21 to 25	26 to 30	31 to 35	36 to 40	41 to 45	46 to 50	51 to 55	56 to 60	61 to 65	Avg Spd	Total #
0:00	25	0	3	5	3	4	2	0	0	0	0	0	0	0	16.8	17
1:00	25	0	6	5	3	0	0	0	0	0	0	0	0	0	12.4	14
2:00	25	0	6	0	1	1	0	0	0	0	0	0	0	0	11.3	8
3:00	25	0	2	1	0	1	0	0	0	0	0	0	0	0	13.0	4
4:00	25	0	1	1	1	2	0	0	0	0	0	0	0	0	15.8	5
5:00	25	1	0	0	2	1	0	0	0	0	0	0	0	0	17.0	4
6:00	25	7	23	12	2	14	2	2	0	0	0	0	0	0	17.6	62
7:00	25	7	55	25	29	39	14	0	0	0	0	0	0	0	14.6	169
8:00	25	3	17	9	16	21	14	1	0	0	0	0	0	0	17.7	81
9:00	25	4	28	16	17	23	18	1	0	0	0	0	0	0	17.1	107
10:00	25	0	29	16	22	19	9	4	0	0	0	0	0	0	15.8	99
11:00	25	4	40	31	17	33	11	2	0	0	1	0	0	0	16.3	139
12:00	25	4	40	24	16	38	21	4	1	0	0	0	0	0	17.8	148
13:00	25	7	64	24	20	37	27	3	0	0	0	0	0	0	15.4	182
14:00	25	7	58	29	23	43	8	6	0	0	0	0	0	0	15.4	174
15:00	25	5	53	26	27	47	20	2	0	0	0	0	0	0	16.1	180
16:00	25	11	76	39	29	63	18	1	0	0	0	0	0	0	15.7	237
17:00	25	8	75	25	47	52	29	3	0	0	0	0	0	0	16.9	239
18:00	25	3	45	27	41	47	11	3	0	0	0	0	0	0	16.3	177
19:00	25	1	24	9	29	26	7	3	0	0	0	0	0	0	17.9	99
20:00	25	3	28	15	21	24	6	1	0	0	0	0	0	0	16.9	98
21:00	25	5	19	9	12	10	4	2	1	0	0	0	0	0	16.0	62
22:00	25	0	17	12	9	8	6	0	0	0	0	0	0	0	16.3	52
23:00	25	1	9	6	11	4	5	1	0	0	1	0	0	0	17.5	38
Total #		81	718	366	398	557	232	39	2	0	2	0	0	0	16.0	2395

Generated by Jason Dove from City of Dunwoody on Jan 15, 2019 at 11:47:43 AM



Time View: By Hour (Total Volumes)

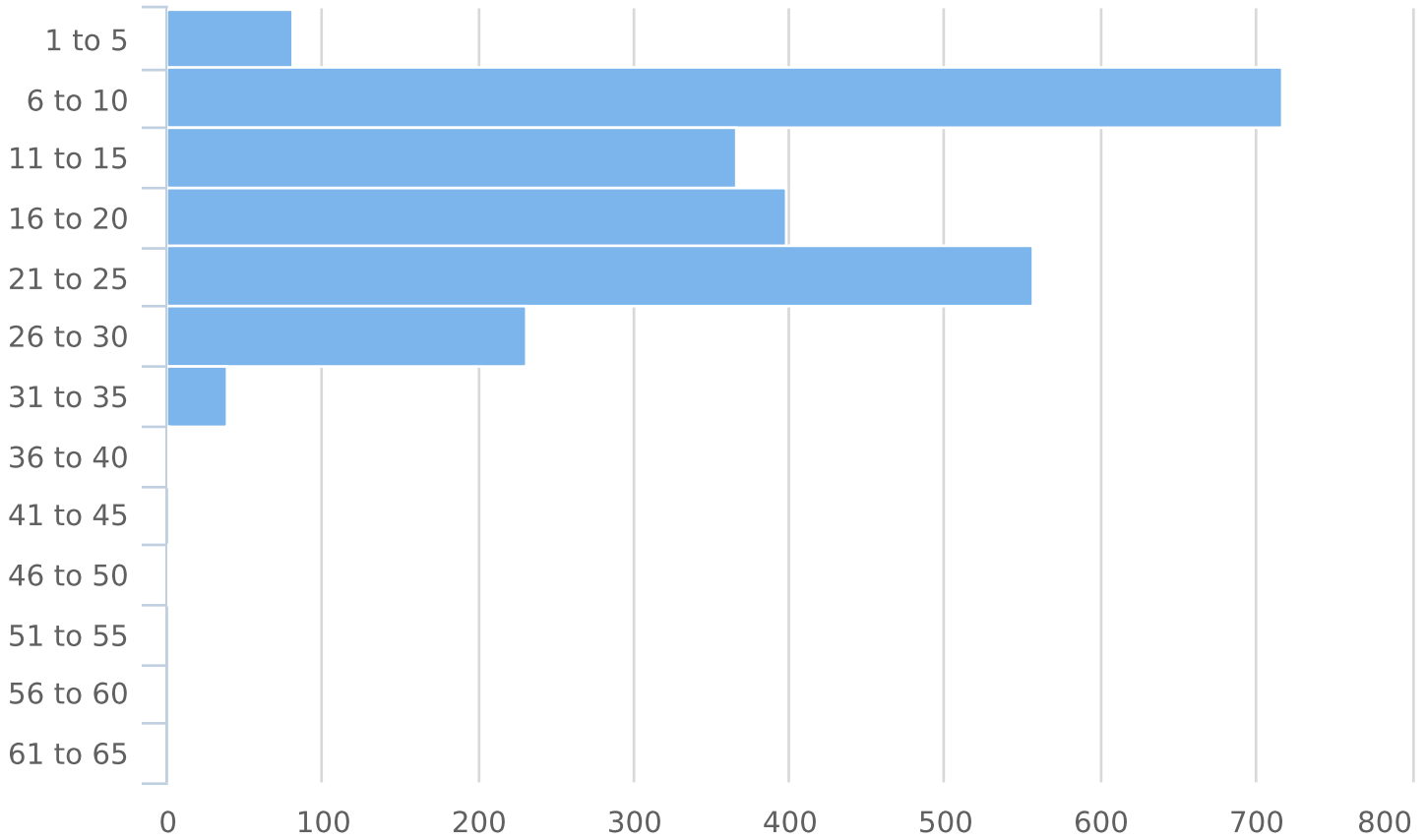
Speed Bins: Size 5, Range 1 to 65

Site: Summerford Dr at Springfield Dr, NB

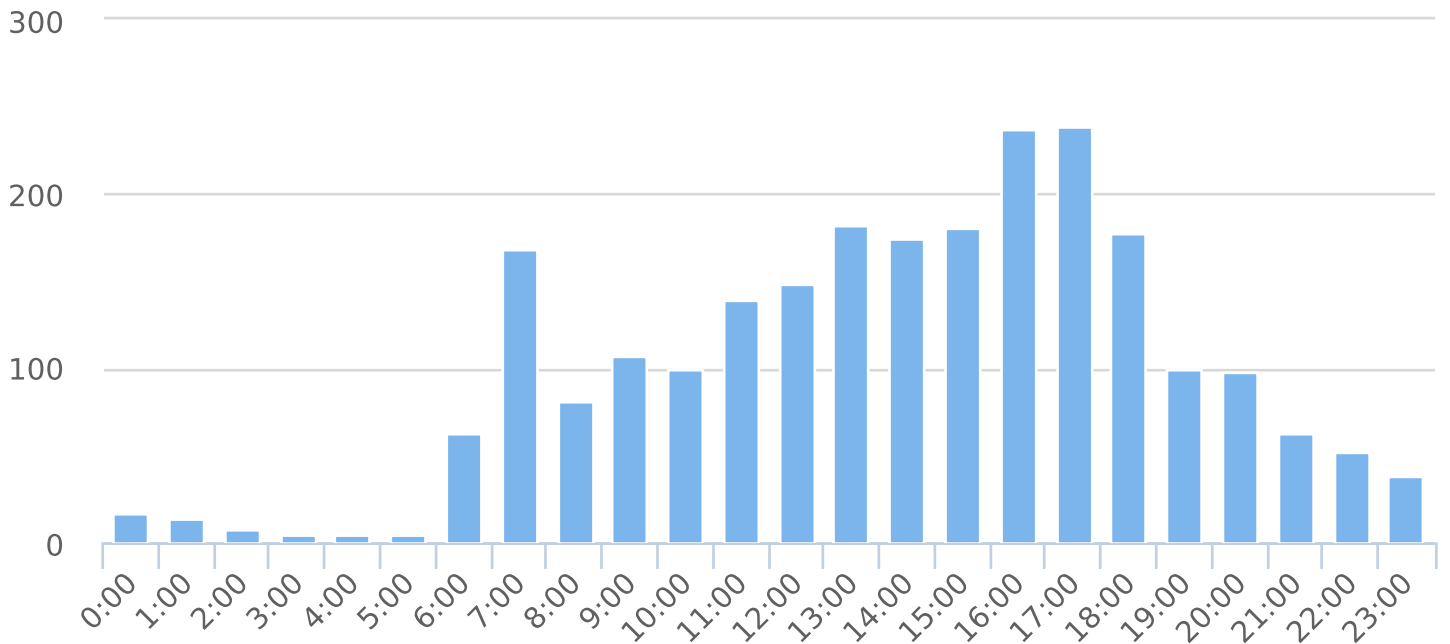
Time of Day: 0:00 to 23:59

Dates: 12/26/2018 to 1/14/2019

Total Vehicles by Speed Bin



Total Volume by Hour



Generated by Jason Dove from City of Dunwoody on Jan 15, 2019 at 12:15:51 PM



Time View: By Date (Total Volumes)

Speed Bins: Size 5, Range 1 to 65

Site: Summerford Dr at Springfield Dr, NB

Time of Day: 0:00 to 23:59

Dates: 12/26/2018 to 1/14/2019

Date	00:00	01:00	02:00	03:00	04:00	05:00	06:00	07:00	08:00	09:00	10:00	11:00	12:00	13:00	14:00	15:00	16:00	17:00	18:00	19:00	20:00	21:00	22:00	23:00	Total
12/26/2018	0	0	0	0	0	0	0	0	0	0	0	18	12	13	11	10	5	9	12	3	6	3	2	1	105
12/27/2018	0	0	0	0	0	0	3	2	2	5	8	6	7	6	11	3	9	5	2	4	6	8	7	0	94
12/28/2018	0	1	0	0	0	0	7	18	4	4	2	8	11	8	8	10	11	8	9	7	4	4	3	1	128
12/29/2018	0	1	0	1	0	0	1	2	2	1	6	8	6	8	19	12	17	13	6	4	6	2	0	2	117
12/30/2018	2	1	1	0	0	0	0	2	0	5	5	4	4	7	5	10	6	7	5	3	11	1	4	2	85
12/31/2018	2	0	0	0	0	0	2	4	1	1	2	8	9	6	11	8	9	8	6	7	4	6	3	7	104
1/1/2019	3	5	4	2	2	0	1	1	2	5	6	3	5	7	5	10	13	8	6	5	6	0	1	1	101
1/2/2019	2	1	0	0	0	0	3	8	5	9	4	3	6	11	9	4	9	17	10	7	9	3	2	2	124
1/3/2019	0	0	0	0	0	1	4	8	2	7	13	6	8	6	9	9	12	11	8	7	4	4	2	1	122
1/4/2019	1	0	0	0	0	1	2	8	2	5	9	12	6	15	10	8	12	13	14	5	2	2	4	2	133
1/5/2019	2	0	0	0	0	0	1	7	4	7	13	12	8	14	9	7	12	11	5	8	4	2	7	3	136
1/6/2019	0	0	2	1	1	0	1	1	1	8	6	6	11	18	10	6	7	11	8	3	4	0	0	0	105
1/7/2019	0	1	0	0	1	1	9	17	10	4	1	6	6	5	9	12	10	31	11	7	3	4	1	0	149
1/8/2019	0	0	0	0	0	0	5	18	7	7	3	6	4	3	4	7	25	9	8	10	5	5	1	2	129
1/9/2019	0	0	0	0	0	0	7	20	8	10	4	5	10	4	5	6	13	13	9	5	0	7	0	0	126
1/10/2019	2	0	0	0	1	0	5	17	7	4	1	0	6	11	6	9	15	14	16	1	3	2	1	0	121
1/11/2019	0	0	0	0	0	1	3	18	10	5	5	1	6	9	9	6	14	22	11	6	12	4	2	8	152
1/12/2019	1	1	0	0	0	0	1	2	3	13	5	11	11	10	9	15	20	4	13	3	2	4	11	3	142
1/13/2019	2	3	1	0	0	0	0	3	3	6	2	13	7	12	10	11	6	10	3	1	1	0	0	2	96
1/14/2019	0	0	0	0	0	0	7	13	8	1	4	3	5	9	5	17	12	15	15	3	6	1	1	1	126
Total #	17	14	8	4	5	4	62	169	81	107	99	139	148	182	174	180	237	239	177	99	98	62	52	38	2395



Generated by Jason Dove from City of Dunwoody on Jan 15, 2019 at 12:15:51 PM

Time View: By Date (Total Volumes)

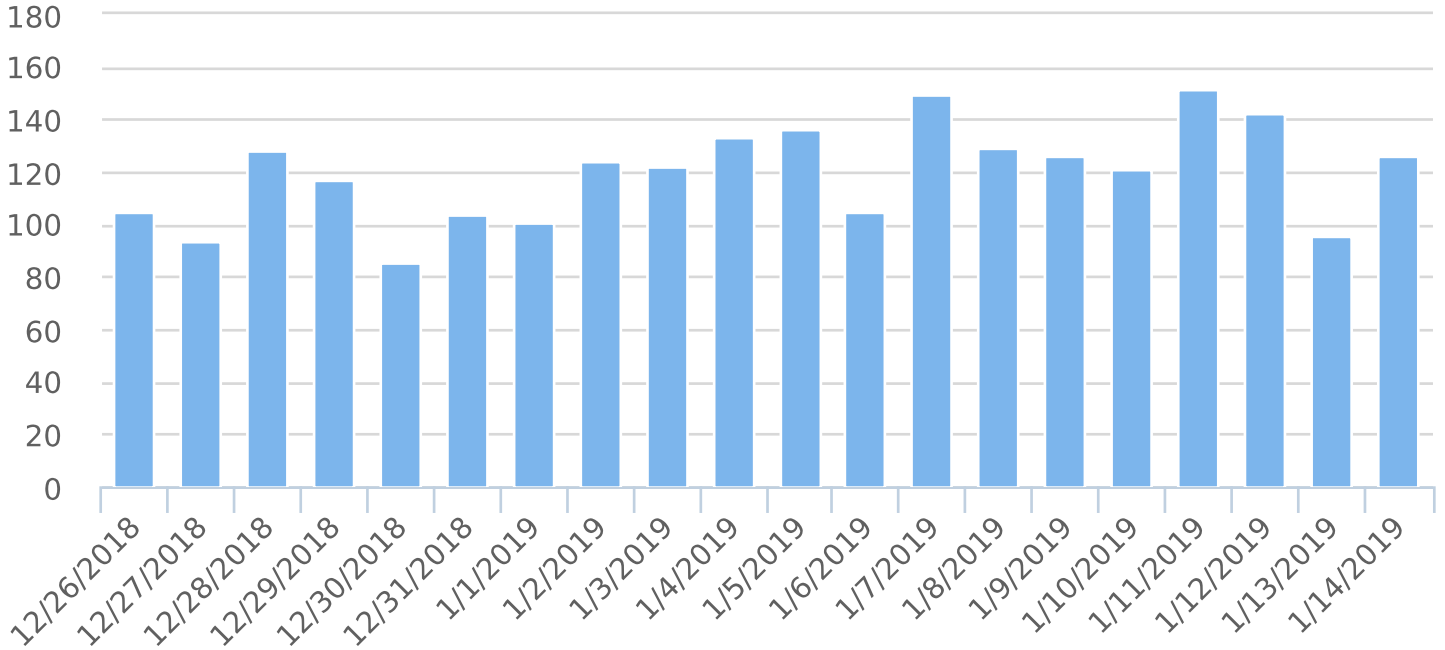
Speed Bins: Size 5, Range 1 to 65

Site: Summerford Dr at Springfield Dr, NB

Time of Day: 0:00 to 23:59

Dates: 12/26/2018 to 1/14/2019

Volume by Date





Generated by Jason Dove from City of Dunwoody on Jan 15, 2019 at 12:16:59 PM

Time View: By Day of Week (Avg Volumes)

Speed Bins: Size 5, Range 1 to 65

Site: Summerford Dr at Springfield Dr, NB

Time of Day: 0:00 to 23:59

Dates: 12/26/2018 to 1/14/2019

Day of Week	00:00	01:00	02:00	03:00	04:00	05:00	06:00	07:00	08:00	09:00	10:00	11:00	12:00	13:00	14:00	15:00	16:00	17:00	18:00	19:00	20:00	21:00	22:00	23:00	Total
Sun	2	2	2	1	1	0	1	3	2	10	7	12	11	19	13	14	10	14	8	4	8	1	2	2	143
Mon	1	1	0	0	1	1	9	17	10	3	4	9	10	10	13	19	16	27	16	9	7	6	3	4	190
Tue	2	3	2	1	1	0	3	10	5	6	5	5	5	5	5	9	19	9	7	8	6	3	1	2	115
Wed	1	1	0	0	0	0	5	14	7	10	4	13	14	14	13	10	14	20	16	8	8	7	2	2	178
Thu	2	0	0	0	1	1	12	27	11	16	22	12	21	23	26	21	36	30	26	12	13	14	10	1	337
Fri	0	0	0	0	0	1	4	15	5	5	5	7	8	11	9	8	12	14	11	6	6	3	3	4	138
Sat	1	1	0	0	0	0	1	4	3	7	8	10	8	11	12	11	16	9	8	5	4	3	6	3	132
Avg #	1	1	1	0	1	0	5	13	6	8	8	10	11	13	13	13	18	18	13	7	7	5	4	3	176



Generated by Jason Dove from City of Dunwoody on Jan 15, 2019 at 12:16:59 PM

Time View: By Day of Week (Avg Volumes)

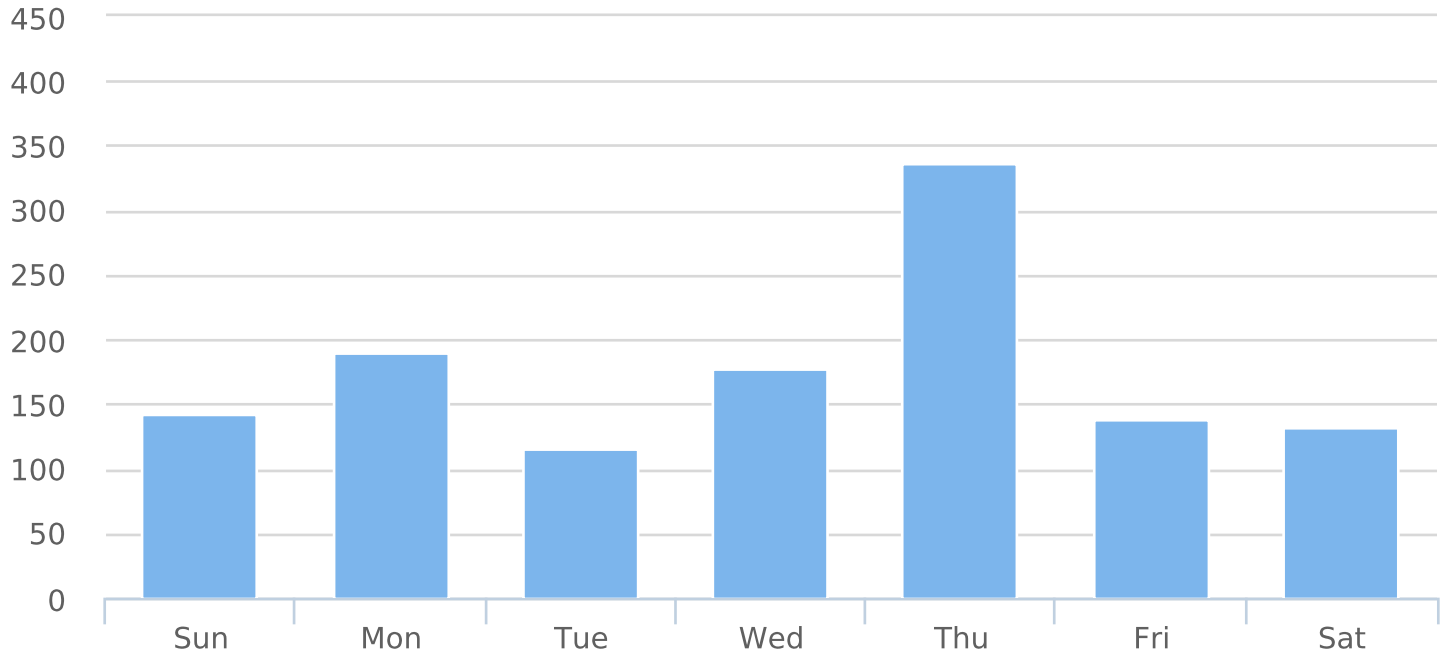
Speed Bins: Size 5, Range 1 to 65

Site: Summerford Dr at Springfield Dr, NB

Time of Day: 0:00 to 23:59

Dates: 12/26/2018 to 1/14/2019

Volume by Day



Generated by Jason Dove from City of Dunwoody on Jan 15, 2019 at 11:46:7 AM



Time View: By Hour (Avg Volumes)

Speed Bins: Size 5, Range 1 to 65

Site: Summerford Dr at Springfield Dr, NB

Time of Day: 0:00 to 23:59

Dates: 12/26/2018 to 1/14/2019

Hour	Spd Lim	1 to 5	6 to 10	11 to 15	16 to 20	21 to 25	26 to 30	31 to 35	36 to 40	41 to 45	46 to 50	51 to 55	56 to 60	61 to 65	Avg Spd	Avg #
0:00	25	0	0	1	0	0	0	0	0	0	0	0	0	0	16.8	2
1:00	25	0	1	1	0	0	0	0	0	0	0	0	0	0	12.4	2
2:00	25	0	2	0	0	0	0	0	0	0	0	0	0	0	11.3	2
3:00	25	0	1	0	0	0	0	0	0	0	0	0	0	0	13.0	1
4:00	25	0	0	0	0	1	0	0	0	0	0	0	0	0	15.8	1
5:00	25	0	0	0	1	0	0	0	0	0	0	0	0	0	17.0	1
6:00	25	0	1	1	0	1	0	0	0	0	0	0	0	0	17.6	4
7:00	25	0	3	1	2	2	1	0	0	0	0	0	0	0	14.6	9
8:00	25	0	1	1	1	1	1	0	0	0	0	0	0	0	17.7	5
9:00	25	0	1	1	1	1	1	0	0	0	0	0	0	0	17.1	6
10:00	25	0	2	1	1	1	0	0	0	0	0	0	0	0	15.8	5
11:00	25	0	2	2	1	2	1	0	0	0	0	0	0	0	16.3	7
12:00	25	0	2	1	1	2	1	0	0	0	0	0	0	0	17.8	7
13:00	25	0	3	1	1	2	1	0	0	0	0	0	0	0	15.4	9
14:00	25	0	3	1	1	2	0	0	0	0	0	0	0	0	15.4	9
15:00	25	0	3	1	1	2	1	0	0	0	0	0	0	0	16.1	9
16:00	25	1	4	2	1	3	1	0	0	0	0	0	0	0	15.7	12
17:00	25	0	4	1	2	3	1	0	0	0	0	0	0	0	16.9	12
18:00	25	0	2	1	2	2	1	0	0	0	0	0	0	0	16.3	9
19:00	25	0	1	0	1	1	0	0	0	0	0	0	0	0	17.9	5
20:00	25	0	1	1	1	1	0	0	0	0	0	0	0	0	16.9	5
21:00	25	0	1	1	1	1	0	0	0	0	0	0	0	0	16.0	4
22:00	25	0	1	1	1	1	0	0	0	0	0	0	0	0	16.3	3
23:00	25	0	1	0	1	0	0	0	0	0	0	0	0	0	17.5	3
Avg #		0	2	1	1	1	0	0	0	0	0	0	0	0	16.0	6

Generated by Jason Dove from City of Dunwoody on Jan 15, 2019 at 11:46:7 AM



Time View: By Hour (Avg Volumes)

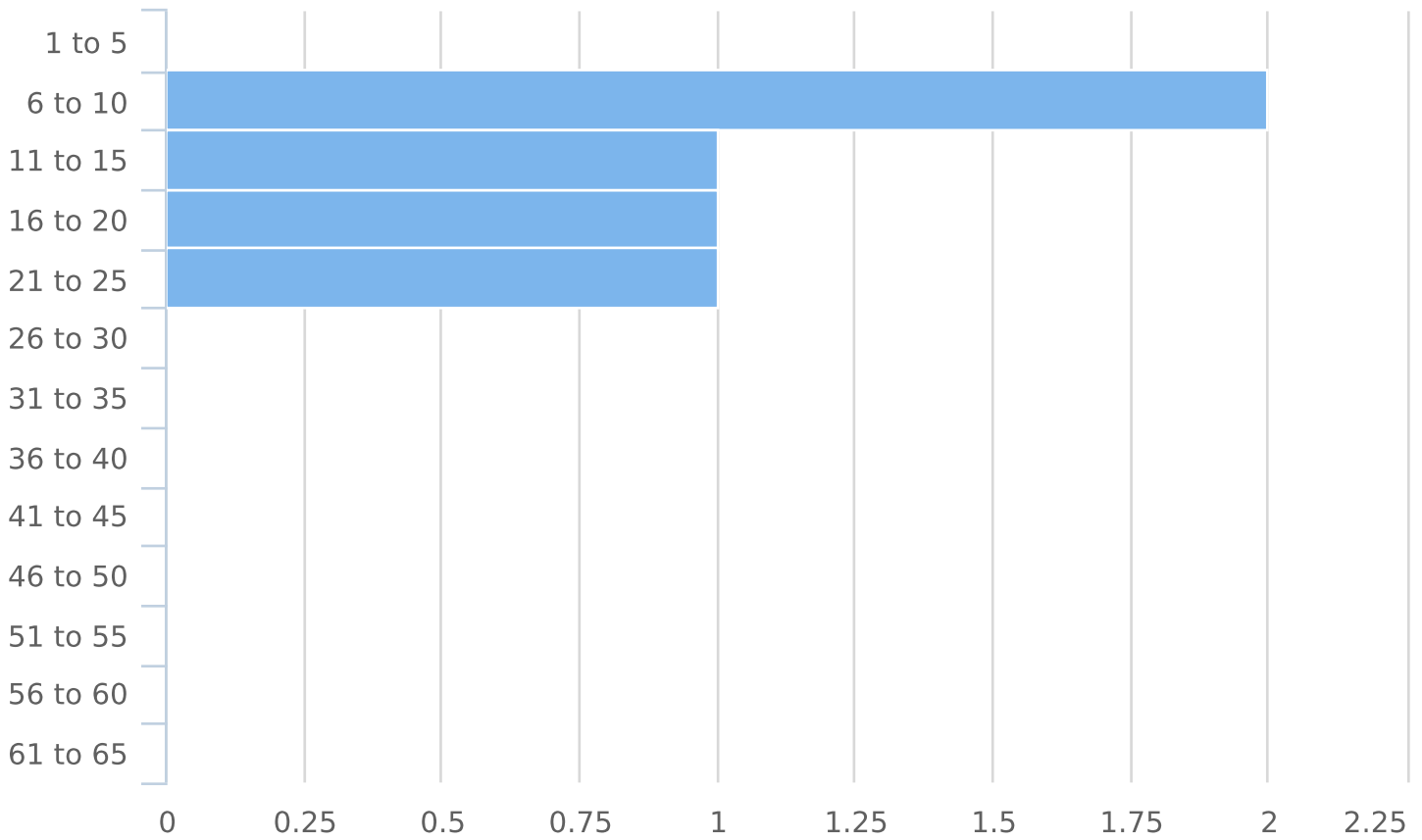
Speed Bins: Size 5, Range 1 to 65

Site: Summerford Dr at Springfield Dr, NB

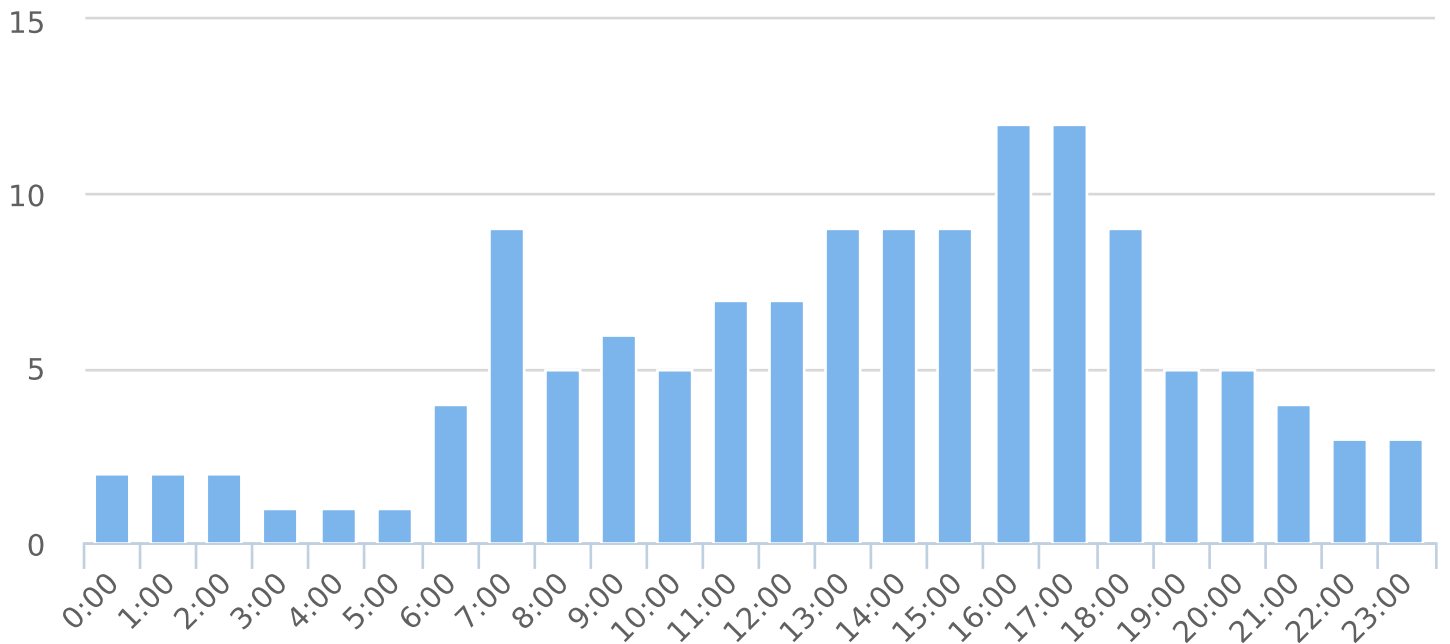
Time of Day: 0:00 to 23:59

Dates: 12/26/2018 to 1/14/2019

Average Vehicles by Speed Bin



Average Volume by Hour



Generated by Jason Dove from City of Dunwoody on Jan 15, 2019 at 12:12:34 PM



Time View: By Week (Total Volumes)
Speed Bins: Size 5, Range 1 to 65
Site: Summerford Dr at Springfield Dr, NB

Time of Day: 0:00 to 23:59

Dates: 12/26/2018 to 1/14/2019

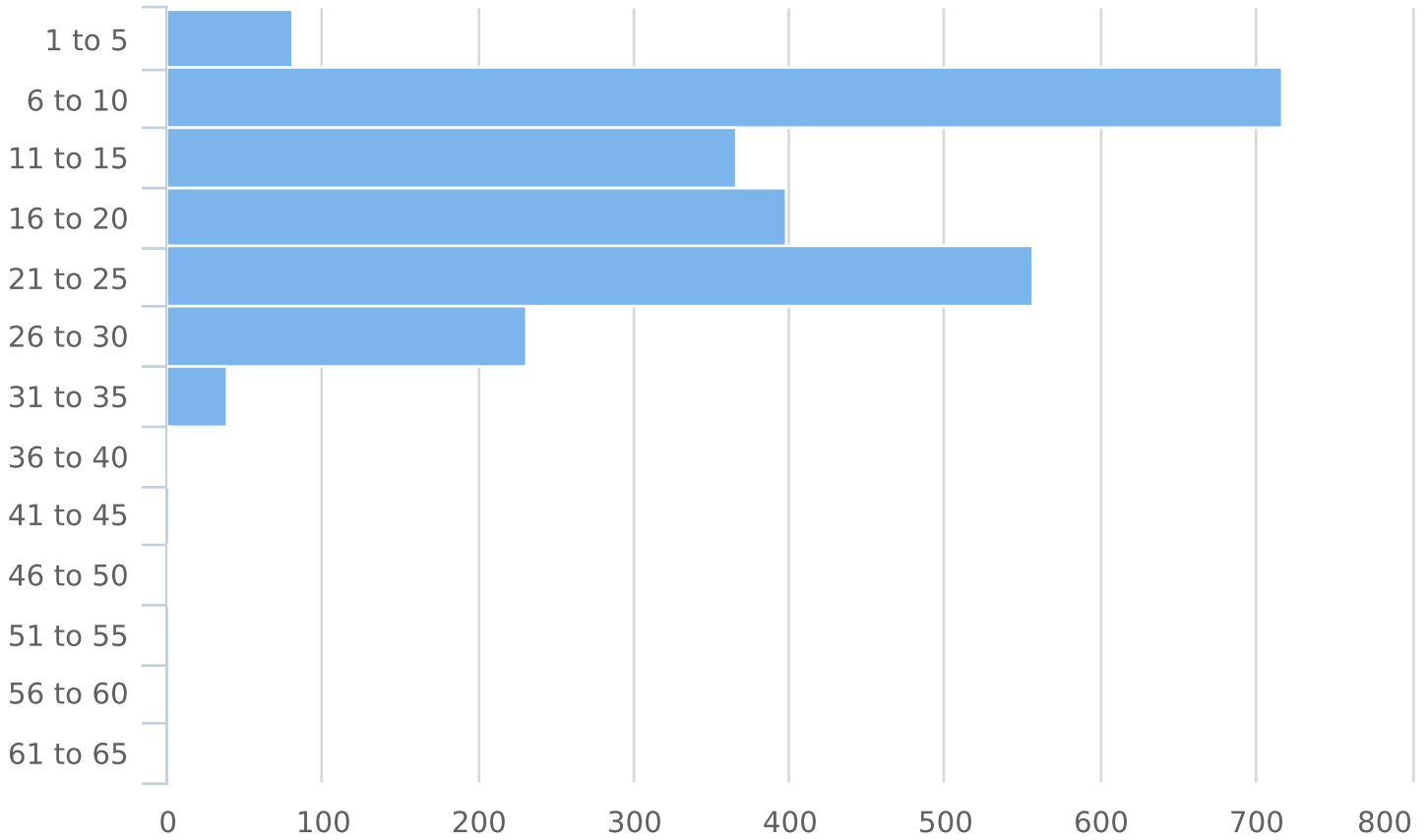
Week	Spd Lim	1 to 5	6 to 10	11 to 15	16 to 20	21 to 25	26 to 30	31 to 35	36 to 40	41 to 45	46 to 50	51 to 55	56 to 60	61 to 65	Avg Spd	Total #
12/23/2018	25	16	145	63	86	88	39	6	0	0	1	0	0	0	15.9	444
12/30/2018	25	25	244	117	149	196	63	10	0	0	1	0	0	0	16.0	805
1/6/2019	25	32	270	142	138	223	100	17	2	0	0	0	0	0	16.7	924
1/13/2019	25	8	59	44	25	50	30	6	0	0	0	0	0	0	17.3	222
Total #		81	718	366	398	557	232	39	2	0	2	0	0	0	16.5	2395



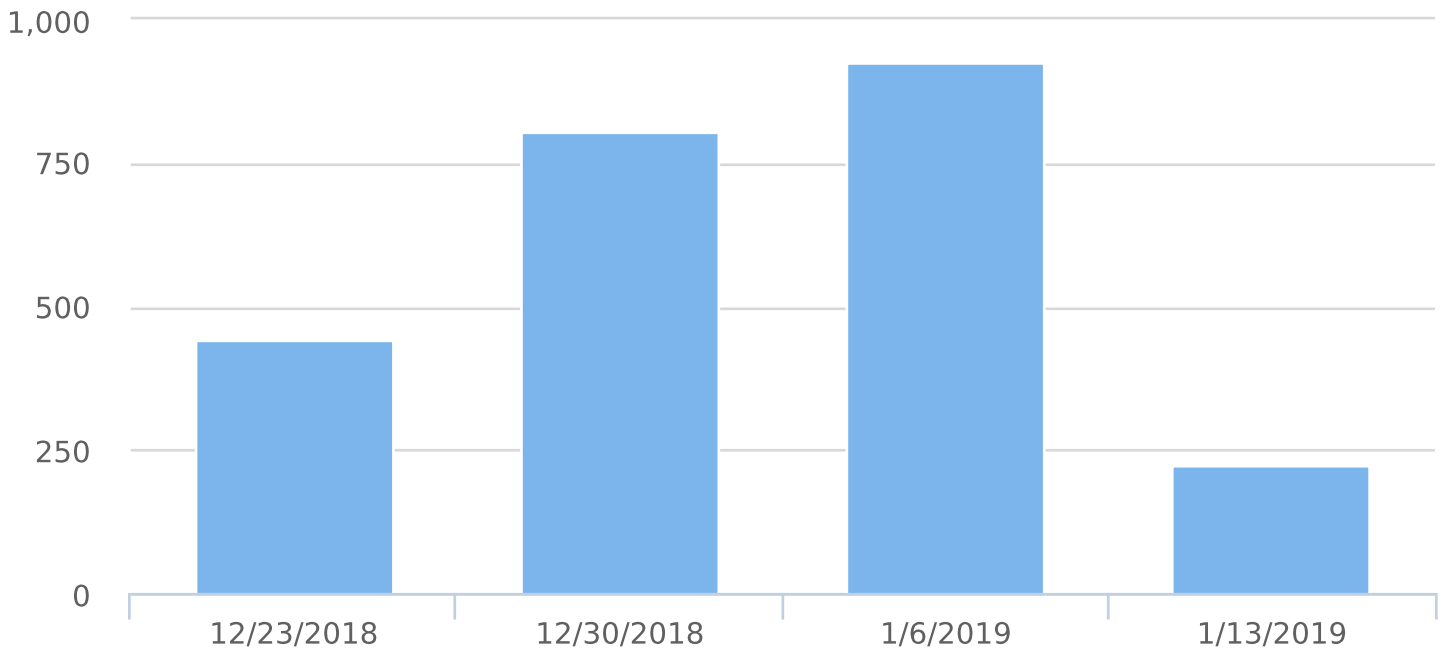
Time View: By Week (Total Volumes)
 Speed Bins: Size 5, Range 1 to 65
 Site: Summerford Dr at Springfield Dr, NB

Time of Day: 0:00 to 23:59
 Dates: 12/26/2018 to 1/14/2019

Total Vehicles by Speed Bin



Total Volume by Week





Generated by Jason Dove from City of Dunwoody on Jan 15, 2019 at 12:14:16 PM

Time View: By Week (Total Volumes)
Speed Bins: Size 5, Range 1 to 65
Site: Summerford Dr at Springfield Dr, NB

Time of Day: 0:00 to 23:59
Dates: 12/26/2018 to 1/14/2019

Week	00:00	01:00	02:00	03:00	04:00	05:00	06:00	07:00	08:00	09:00	10:00	11:00	12:00	13:00	14:00	15:00	16:00	17:00	18:00	19:00	20:00	21:00	22:00	23:00	Total
12/23/2018	0	2	0	1	0	0	11	22	8	10	16	40	36	35	49	35	42	35	29	18	22	17	12	4	444
12/30/2018	12	7	5	2	2	2	13	38	16	39	52	48	46	66	58	56	73	75	54	42	40	18	23	18	805
1/6/2019	3	2	2	1	3	2	31	93	46	51	25	35	54	60	52	61	104	104	76	35	29	26	16	13	924
1/13/2019	2	3	1	0	0	0	7	16	11	7	6	16	12	21	15	28	18	25	18	4	7	1	1	3	222
Total #	17	14	8	4	5	4	62	169	81	107	99	139	148	182	174	180	237	239	177	99	98	62	52	38	2395

Generated by Jason Dove from City of Dunwoody on Jan 15, 2019 at 12:14:16 PM



Time View: By Week (Total Volumes)
Speed Bins: Size 5, Range 1 to 65
Site: Summerford Dr at Springfield Dr, NB

Time of Day: 0:00 to 23:59
Dates: 12/26/2018 to 1/14/2019

Volume by Week

