

Generated by Jason Dove from City of Dunwoody on Dec 26, 2018 at 12:20:10 PM



Time View: By Hour (Total Volumes)
Speed Bins: Size 5, Range 1 to 60
Site: Heatherdale Lane South of Windon Court SB, WB

Time of Day: 0:00 to 23:59
Dates: 12/1/2018 to 12/25/2018

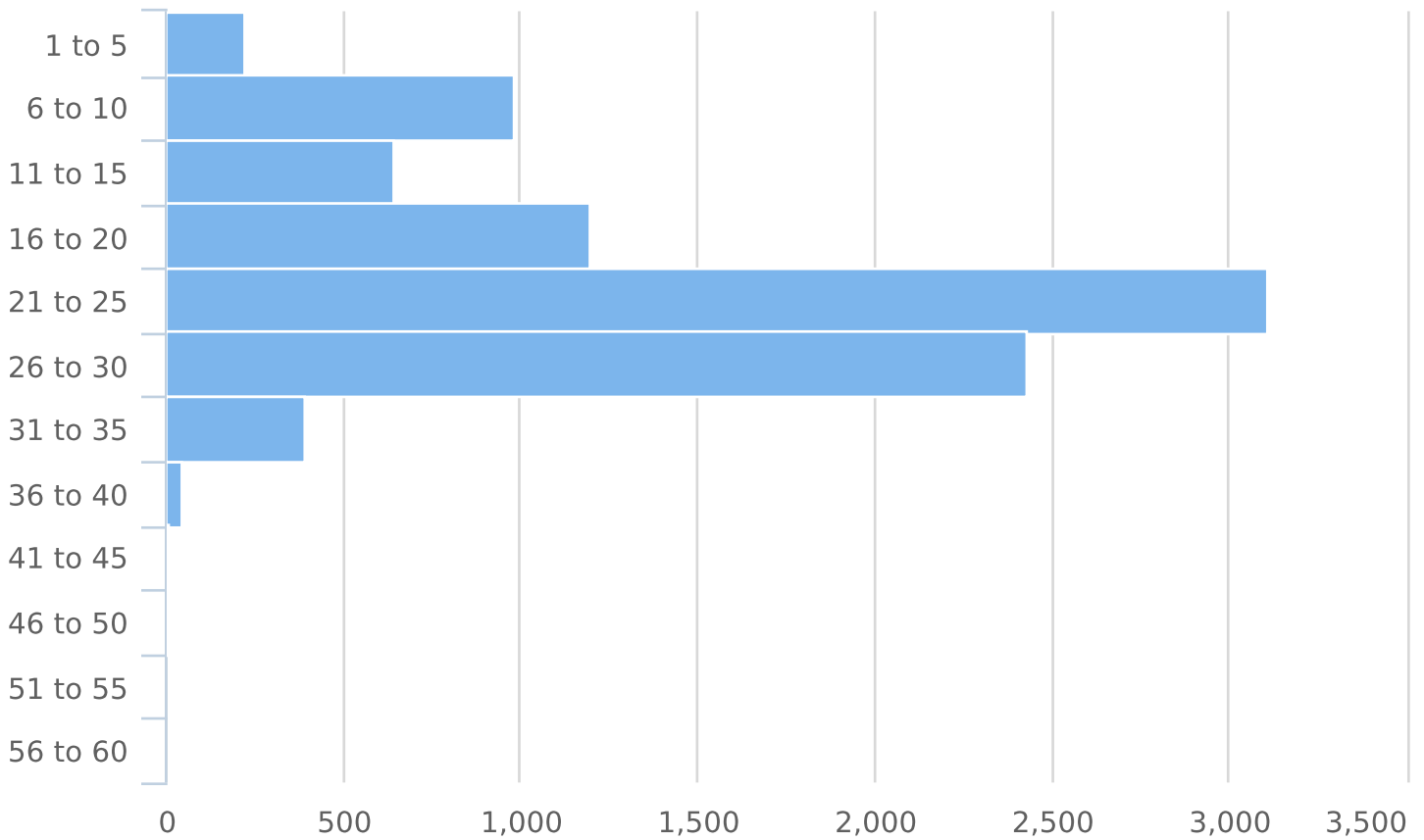
Hour	Spd Lim	1 to 5	6 to 10	11 to 15	16 to 20	21 to 25	26 to 30	31 to 35	36 to 40	41 to 45	46 to 50	51 to 55	56 to 60	Avg Spd	Total #
0:00	25	6	10	6	11	18	10	3	0	0	0	0	0	20.9	64
1:00	25	14	27	6	6	5	1	0	0	0	0	0	0	17.1	59
2:00	25	8	20	2	2	2	2	1	0	0	0	0	0	16.0	37
3:00	25	11	22	1	3	0	2	0	0	0	0	0	0	14.7	39
4:00	25	15	29	6	10	8	5	4	0	0	0	0	0	17.6	77
5:00	25	5	11	5	9	21	7	2	0	0	0	0	0	20.0	60
6:00	25	3	17	11	17	63	43	3	0	0	0	0	0	21.1	157
7:00	25	5	40	39	108	381	299	29	4	2	2	0	0	22.7	909
8:00	25	7	27	22	40	139	89	14	4	0	2	0	0	22.3	344
9:00	25	6	36	30	64	181	152	20	4	1	0	1	0	22.4	495
10:00	25	17	54	23	66	130	116	23	0	0	0	0	0	21.5	429
11:00	25	10	56	38	82	165	117	27	2	0	0	0	0	21.3	497
12:00	25	13	45	39	62	165	122	24	2	0	0	0	0	21.5	472
13:00	25	6	50	47	75	151	145	25	7	0	0	0	0	21.7	506
14:00	25	5	53	36	71	225	208	30	3	0	0	0	0	22.6	631
15:00	25	10	56	45	66	179	155	38	5	0	0	0	0	22.2	554
16:00	25	14	72	51	103	263	280	54	3	0	0	0	0	22.8	840
17:00	25	11	72	42	100	350	314	45	9	1	0	0	0	22.2	944
18:00	25	12	70	69	100	334	167	20	1	0	0	0	0	20.6	773
19:00	25	16	69	57	78	129	74	9	1	0	1	0	0	19.4	434
20:00	25	11	52	26	56	85	41	5	0	0	0	0	0	19.6	276
21:00	25	3	31	19	39	53	42	3	1	0	0	0	0	21.5	191
22:00	25	11	42	7	23	37	30	9	1	1	0	0	0	21.0	161
23:00	25	3	20	15	7	27	11	0	0	0	0	0	0	19.7	83
Total #		222	981	642	1198	3111	2432	388	47	5	5	1	0	20.5	9032



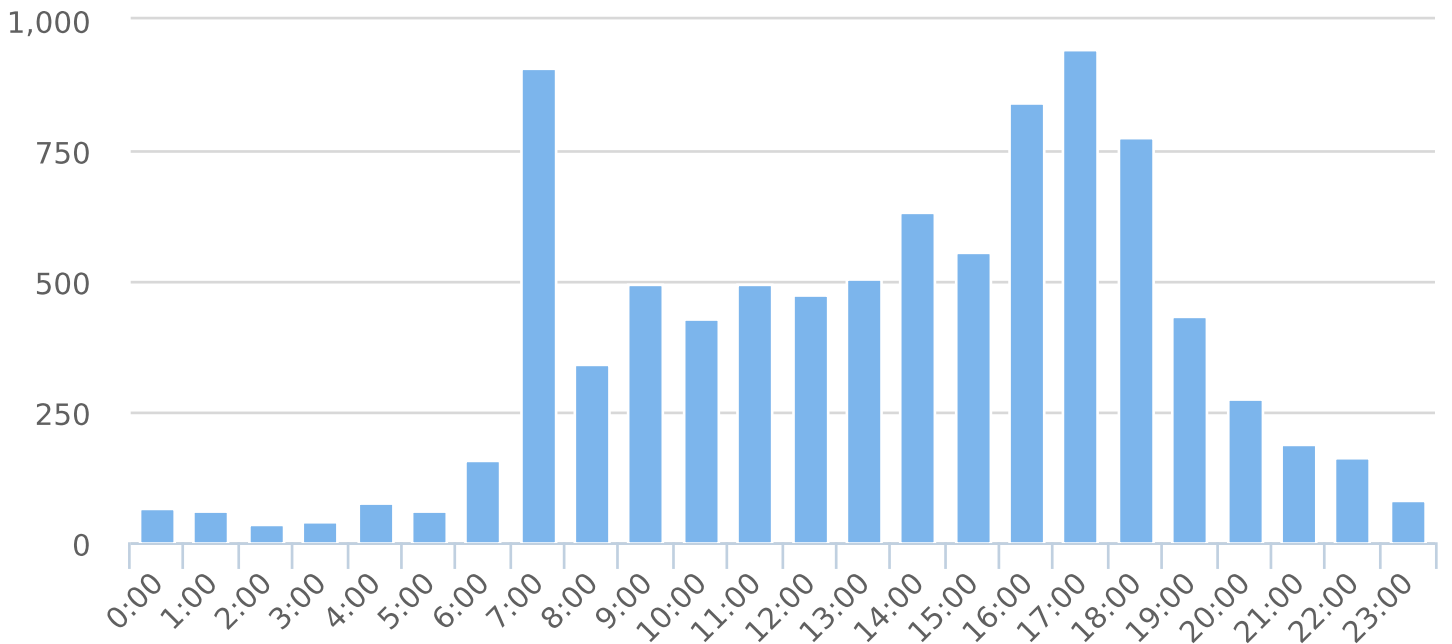
Time of Day: 0:00 to 23:59
 Dates: 12/1/2018 to 12/25/2018

Time View: By Hour (Total Volumes)
 Speed Bins: Size 5, Range 1 to 60
 Site: Heatherdale Lane South of Windon Court SB, WB

Total Vehicles by Speed Bin



Total Volume by Hour



Generated by Jason Dove from City of Dunwoody on Dec 26, 2018 at 12:23:1 PM



Time View: By Date (Total Volumes)

Speed Bins: Size 5, Range 1 to 60

Site: Heatherdale Lane South of Windon Court SB, WB

Time of Day: 0:00 to 23:59

Dates: 12/1/2018 to 12/25/2018

Date	Spd Lim	1 to 5	6 to 10	11 to 15	16 to 20	21 to 25	26 to 30	31 to 35	36 to 40	41 to 45	46 to 50	51 to 55	56 to 60	Avg Spd	Total #
12/1/2018	25	6	21	22	35	69	56	6	1	0	0	0	0	21.1	216
12/2/2018	25	9	29	23	39	78	54	6	1	0	0	0	0	18.8	239
12/3/2018	25	2	22	23	50	160	110	13	2	0	0	0	0	22.9	382
12/4/2018	25	4	23	32	55	227	143	20	4	1	0	0	0	23.2	509
12/5/2018	25	3	20	22	48	152	137	16	1	0	1	0	0	23.4	400
12/6/2018	25	6	29	23	50	165	147	20	5	0	0	0	0	22.9	445
12/7/2018	25	4	25	17	47	125	127	21	3	0	1	0	0	22.4	370
12/8/2018	25	40	113	22	33	67	48	8	2	1	1	0	0	16.9	335
12/9/2018	25	45	87	15	20	69	47	15	3	0	0	0	0	17.6	301
12/10/2018	25	5	28	22	45	152	142	22	1	0	1	0	0	21.6	418
12/11/2018	25	5	20	15	45	146	107	21	5	0	0	1	0	22.4	365
12/12/2018	25	1	23	23	49	132	116	16	2	0	0	0	0	23.1	362
12/13/2018	25	2	49	35	62	158	150	20	1	0	0	0	0	20.6	477
12/14/2018	25	4	43	20	56	162	113	16	1	1	0	0	0	20.4	416
12/15/2018	25	4	49	37	59	108	59	14	1	0	0	0	0	20.5	331
12/16/2018	25	3	40	32	32	100	71	11	2	0	0	0	0	20.7	291
12/17/2018	25	3	40	38	63	137	115	12	0	1	0	0	0	21.1	409
12/18/2018	25	3	28	31	55	165	130	21	4	0	1	0	0	22.8	438
12/19/2018	25	9	35	30	70	166	109	17	2	1	0	0	0	20.7	439
12/20/2018	25	11	34	25	60	137	129	25	2	0	0	0	0	21.1	423
12/21/2018	25	34	92	39	62	149	109	16	1	0	0	0	0	19.0	502
12/22/2018	25	6	54	38	59	83	64	11	0	0	0	0	0	19.5	315
12/23/2018	25	3	28	26	35	73	53	12	1	0	0	0	0	20.7	231
12/24/2018	25	6	29	22	49	72	51	17	2	0	0	0	0	21.4	248
12/25/2018	25	4	20	10	20	59	45	12	0	0	0	0	0	21.6	170



Volume By Speed Report

Generated by Jason Dove from City of Dunwoody on Dec 26, 2018 at 12:23:1 PM

Time View: By Date (Total Volumes)

Speed Bins: Size 5, Range 1 to 60

Site: Heatherdale Lane South of Windon
Court SB, WB

Time of Day: 0:00 to 23:59

Dates: 12/1/2018 to 12/25/2018

Total #	222	981	642	1198	3111	2432	388	47	5	5	1	0	21.1	9032
----------------	-----	-----	-----	------	------	------	-----	----	---	---	---	---	------	-------------

Generated by Jason Dove from City of Dunwoody on Dec 26, 2018 at 12:23:1 PM



Time View: By Date (Total Volumes)

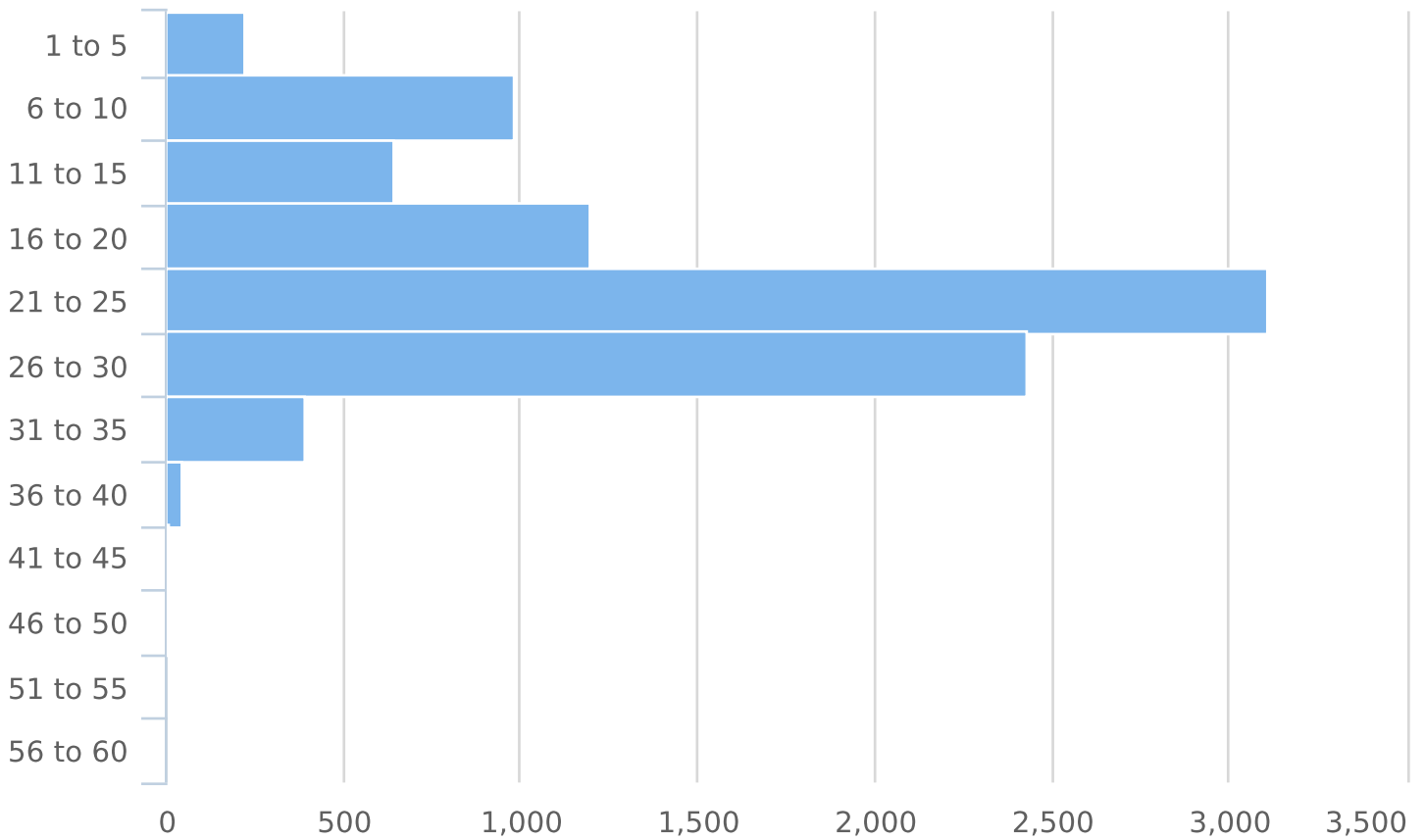
Speed Bins: Size 5, Range 1 to 60

Site: Heatherdale Lane South of Windon Court SB, WB

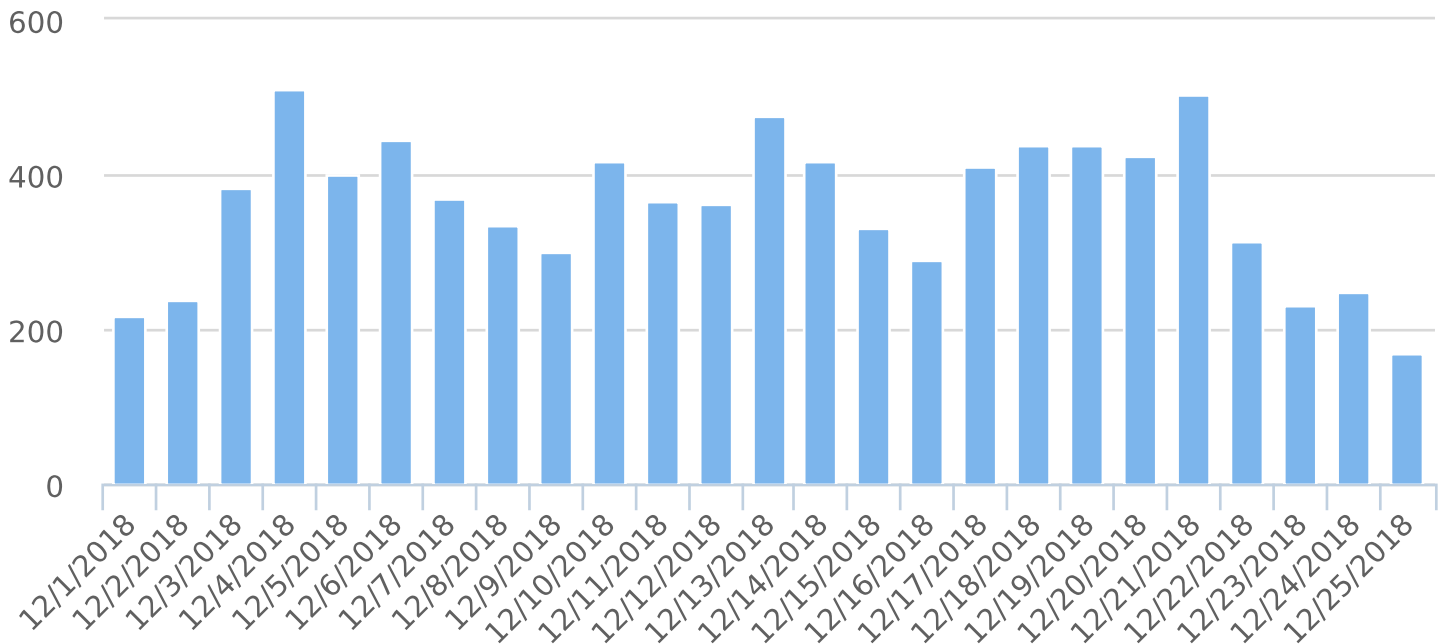
Time of Day: 0:00 to 23:59

Dates: 12/1/2018 to 12/25/2018

Total Vehicles by Speed Bin



Total Volume by Date



Generated by Jason Dove from City of Dunwoody on Dec 26, 2018 at 12:27:52 PM



Time View: By Date (Total Volumes)

Speed Bins: Size 5, Range 1 to 60

Site: Heatherdale Lane South of Windon Court SB, WB

Time of Day: 0:00 to 23:59

Dates: 12/1/2018 to 12/25/2018

Date	00:00	01:00	02:00	03:00	04:00	05:00	06:00	07:00	08:00	09:00	10:00	11:00	12:00	13:00	14:00	15:00	16:00	17:00	18:00	19:00	20:00	21:00	22:00	23:00	Total
12/1/2018	2	0	1	0	0	2	4	6	11	13	16	21	19	8	27	16	10	9	17	7	7	15	2	3	216
12/2/2018	2	0	6	1	0	4	2	1	8	11	14	30	11	16	17	29	19	16	27	7	9	0	8	1	239
12/3/2018	1	0	0	0	4	2	10	59	13	17	8	16	24	15	32	22	41	65	24	20	3	3	3	0	382
12/4/2018	0	0	0	2	1	2	7	80	24	23	20	18	23	16	39	36	51	45	86	23	8	3	2	0	509
12/5/2018	0	1	0	1	1	0	9	54	17	14	8	19	13	17	36	31	43	56	47	15	7	7	4	0	400
12/6/2018	1	0	0	0	2	2	8	64	33	19	13	17	18	20	22	29	49	57	50	25	12	3	1	0	445
12/7/2018	0	0	0	0	2	2	11	61	15	13	11	17	27	17	30	12	39	50	24	17	7	8	5	2	370
12/8/2018	1	1	0	0	0	0	3	5	10	26	14	16	22	18	22	16	16	13	24	25	21	20	39	23	335
12/9/2018	10	41	23	20	4	9	10	0	7	8	11	11	19	28	10	19	16	11	14	14	7	3	5	1	301
12/10/2018	0	0	0	0	3	2	6	64	17	21	15	19	12	30	20	20	58	63	35	16	7	5	4	1	418
12/11/2018	0	0	0	0	2	1	2	15	16	60	11	11	17	24	27	19	36	48	41	14	12	6	3	0	365
12/12/2018	0	0	0	0	2	1	5	61	14	18	11	17	12	8	31	21	41	57	32	13	9	4	5	0	362
12/13/2018	4	2	0	0	5	1	9	68	14	22	28	28	23	19	28	22	67	56	35	13	10	12	7	4	477
12/14/2018	2	0	0	1	6	3	7	61	17	13	18	17	19	14	31	27	42	61	30	13	19	8	4	3	416
12/15/2018	1	1	4	1	3	1	3	7	7	24	17	24	12	39	28	22	13	13	29	22	18	15	12	15	331
12/16/2018	7	2	0	1	0	3	1	2	13	18	21	15	24	14	11	14	59	27	15	21	8	10	4	1	291
12/17/2018	1	1	0	0	2	3	11	60	12	23	13	21	17	14	24	33	37	56	37	28	9	4	3	0	409
12/18/2018	8	0	0	0	3	3	11	60	16	25	14	20	24	37	26	27	49	58	30	10	6	5	4	2	438
12/19/2018	0	0	0	0	3	2	10	55	17	26	23	27	23	19	40	30	40	38	37	24	16	5	3	1	439
12/20/2018	0	2	0	0	0	5	8	66	23	28	30	22	25	23	27	15	35	44	33	15	8	8	4	2	423
12/21/2018	2	0	0	11	33	5	9	48	14	20	32	38	13	28	35	30	40	35	29	28	18	12	8	14	502



Generated by Jason Dove from City of Dunwoody on Dec 26, 2018 at 12:27:52 PM

Time View: By Date (Total Volumes)

Speed Bins: Size 5, Range 1 to 60

Site: Heatherdale Lane South of Windon Court SB, WB

Time of Day: 0:00 to 23:59

Dates: 12/1/2018 to 12/25/2018

12/22/2018	6	6	0	0	1	0	7	4	9	14	26	26	16	25	16	17	9	25	25	21	29	16	13	4	315
12/23/2018	3	1	3	1	0	3	3	4	5	14	18	20	18	21	17	18	12	16	16	15	10	10	1	2	231
12/24/2018	8	0	0	0	0	2	0	2	4	14	26	18	20	21	24	14	7	22	19	22	7	8	7	3	248
12/25/2018	5	1	0	0	0	2	1	2	8	11	11	9	21	15	11	15	11	3	17	6	9	1	10	1	170
Total #	64	59	37	39	77	60	157	909	344	495	429	497	472	506	631	554	840	944	773	434	276	191	161	83	9032

Generated by Jason Dove from City of Dunwoody on Dec 26, 2018 at 12:27:52 PM



Time View: By Date (Total Volumes)

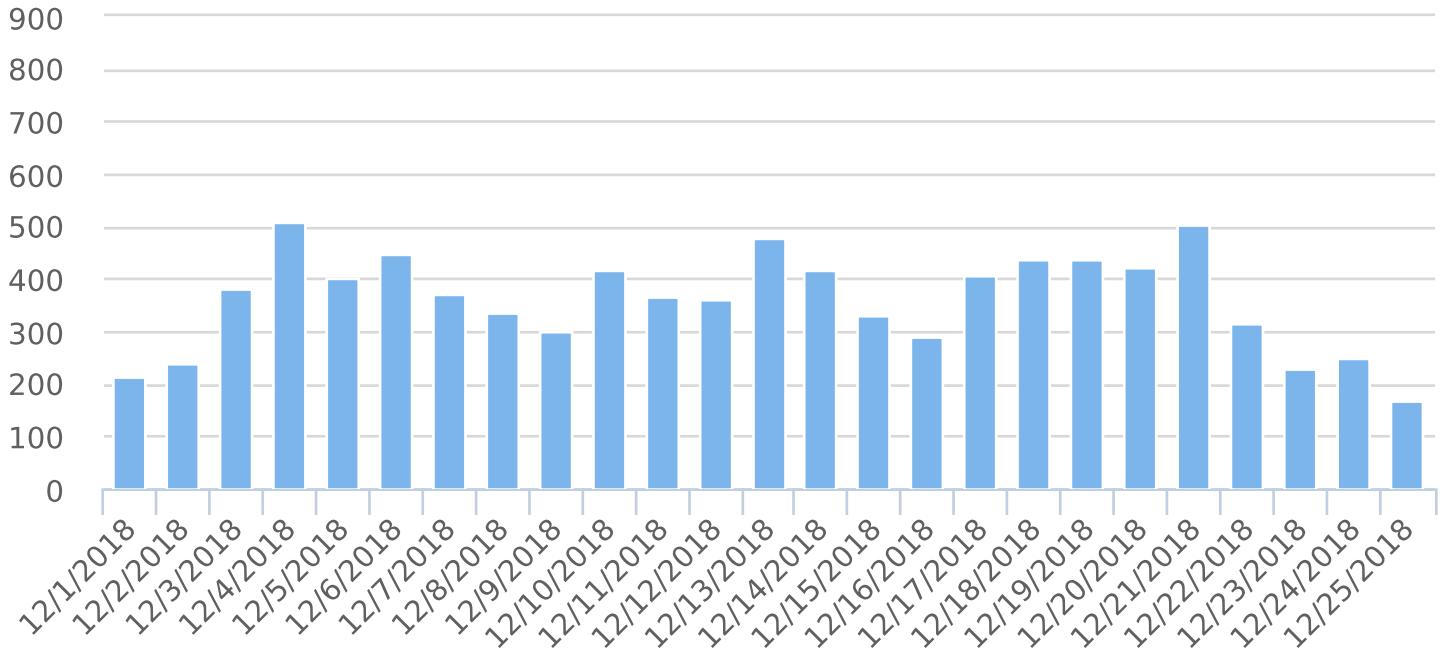
Speed Bins: Size 5, Range 1 to 60

Site: Heatherdale Lane South of Windon
Court SB, WB

Time of Day: 0:00 to 23:59

Dates: 12/1/2018 to 12/25/2018

Volume by Date





Generated by Jason Dove from City of Dunwoody on Dec 26, 2018 at 12:26:44 PM

Time View: By Day of Week (Avg Volumes)

Speed Bins: Size 5, Range 1 to 60

Site: Heatherdale Lane South of Windon
Court SB, WB

Time of Day: 0:00 to 23:59

Dates: 12/1/2018 to 12/25/2018

Day of Week	00:00	01:00	02:00	03:00	04:00	05:00	06:00	07:00	08:00	09:00	10:00	11:00	12:00	13:00	14:00	15:00	16:00	17:00	18:00	19:00	20:00	21:00	22:00	23:00	Total
Sun	6	11	8	6	1	5	4	2	8	13	16	19	18	20	14	20	27	18	18	14	9	6	5	1	266
Mon	5	1	0	0	5	5	14	93	23	38	31	37	37	40	50	45	72	103	58	43	13	10	9	2	729
Tue	7	1	0	1	3	4	11	79	32	60	28	29	43	46	52	49	74	77	87	27	18	8	10	2	741
Wed	0	1	0	1	6	3	24	170	48	58	42	63	48	44	107	82	124	151	116	52	32	16	12	1	1201
Thu	3	2	0	0	4	4	13	99	35	35	36	34	33	31	39	33	76	79	59	27	15	12	6	3	673
Fri	1	0	0	4	14	3	9	57	15	15	20	24	20	20	32	23	40	49	28	19	15	9	6	6	429
Sat	3	2	1	0	1	1	4	6	9	19	18	22	17	23	23	18	12	15	24	19	19	17	17	11	299
Avg #	4	3	1	2	5	4	11	72	24	34	27	33	31	32	45	39	61	70	56	29	17	11	9	4	620



Generated by Jason Dove from City of Dunwoody on Dec 26, 2018 at 12:26:44 PM

Time View: By Day of Week (Avg Volumes)

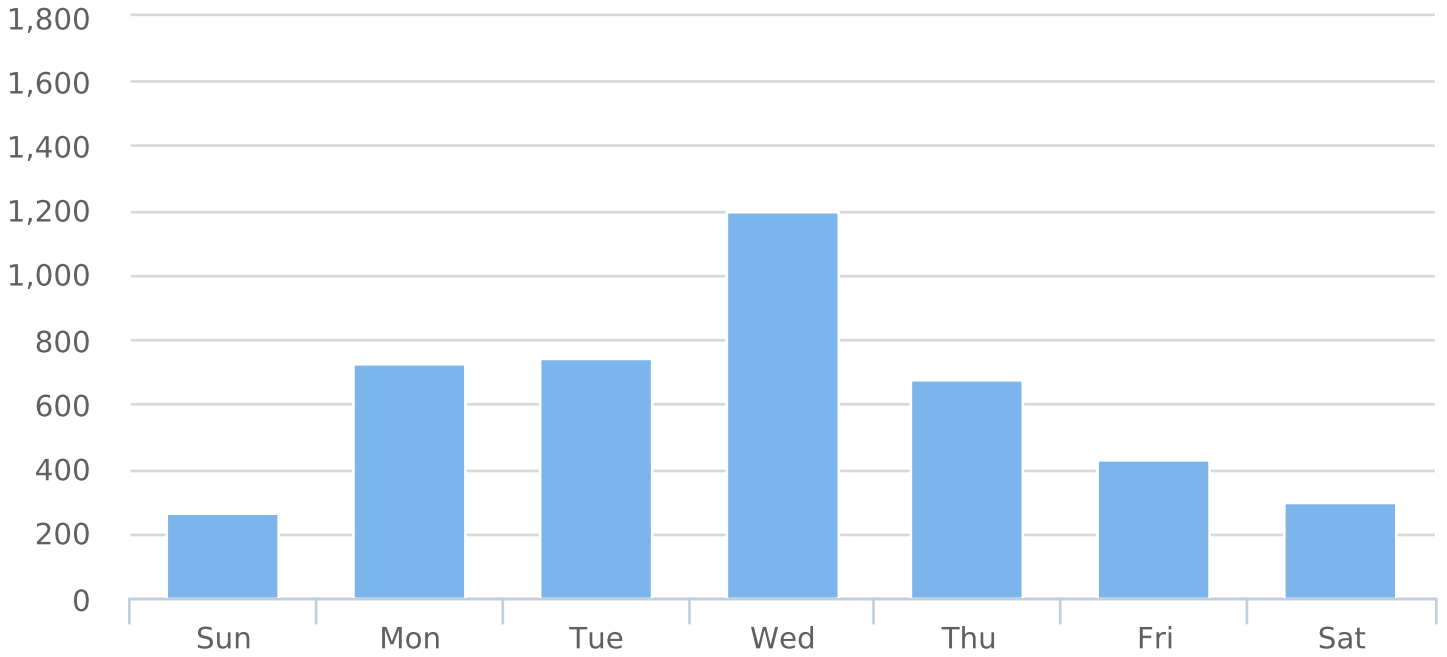
Speed Bins: Size 5, Range 1 to 60

Site: Heatherdale Lane South of Windon
Court SB, WB

Time of Day: 0:00 to 23:59

Dates: 12/1/2018 to 12/25/2018

Volume by Day



Generated by Jason Dove from City of Dunwoody on Dec 26, 2018 at 12:21:48 PM



Time View: By Day of Week (Avg Volumes)

Speed Bins: Size 5, Range 1 to 60

Site: Heatherdale Lane South of Windon
Court SB, WB

Time of Day: 0:00 to 23:59

Dates: 12/1/2018 to 12/25/2018

Day of Week	Spd Lim	1 to 5	6 to 10	11 to 15	16 to 20	21 to 25	26 to 30	31 to 35	36 to 40	41 to 45	46 to 50	51 to 55	56 to 60	Avg Spd	Avg #
Sun	25	15	46	24	32	80	56	11	2	0	0	0	0	19.4	266
Mon	25	4	30	26	52	130	105	16	1	0	0	0	0	21.8	364
Tue	25	4	23	22	44	149	106	19	3	0	0	0	0	22.5	371
Wed	25	4	26	25	56	150	121	16	2	0	0	0	0	22.4	400
Thu	25	6	37	28	57	153	142	22	3	0	0	0	0	21.5	448
Fri	25	14	53	25	55	145	116	18	2	0	0	0	0	20.5	429
Sat	25	14	59	30	47	82	57	10	1	0	0	0	0	19.6	299
Avg #		9	39	26	49	127	100	16	2	0	0	0	0	21.1	368

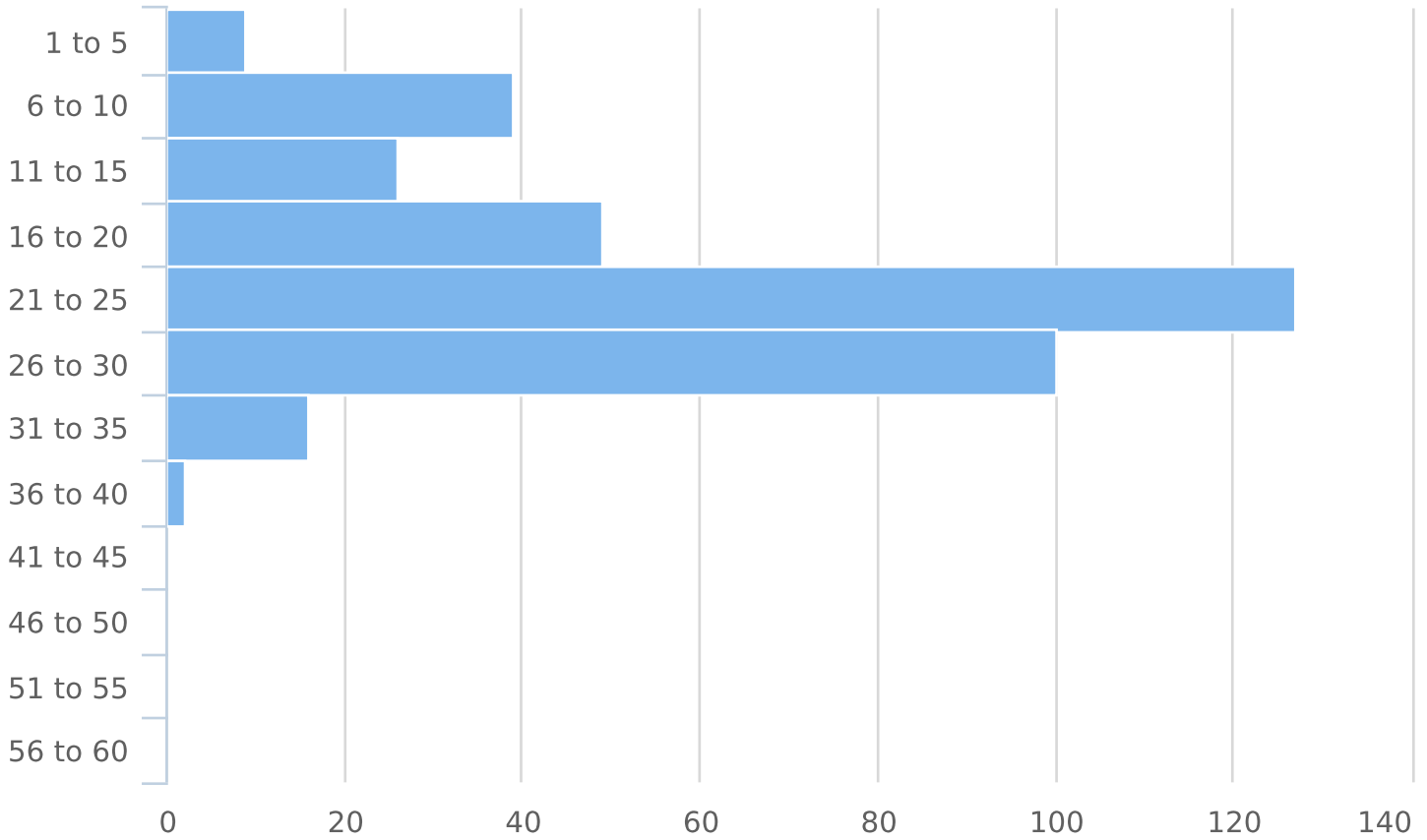


Generated by Jason Dove from City of Dunwoody on Dec 26, 2018 at 12:21:48 PM

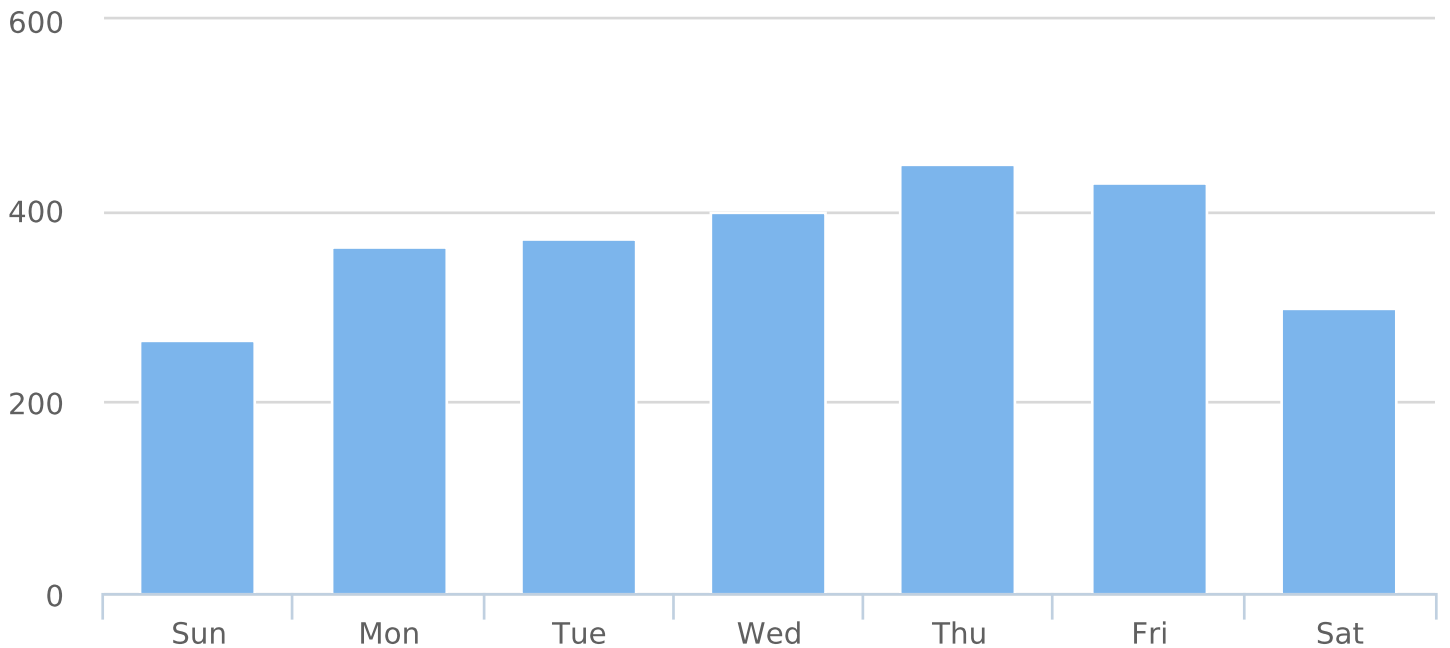
Time of Day: 0:00 to 23:59
Dates: 12/1/2018 to 12/25/2018

Time View: By Day of Week (Avg Volumes)
Speed Bins: Size 5, Range 1 to 60
Site: Heatherdale Lane South of Windon
Court SB, WB

Average Vehicles by Speed Bin



Average Volume by Day of Week



Generated by Jason Dove from City of Dunwoody on Dec 26, 2018 at 12:14:5 PM



Time View: By Hour (Avg Volumes)

Speed Bins: Size 5, Range 1 to 70

Site: Heatherdale Lane South of Windon Court SB, WB

Time of Day: 0:00 to 23:59

Dates: 12/1/2018 to 12/25/2018

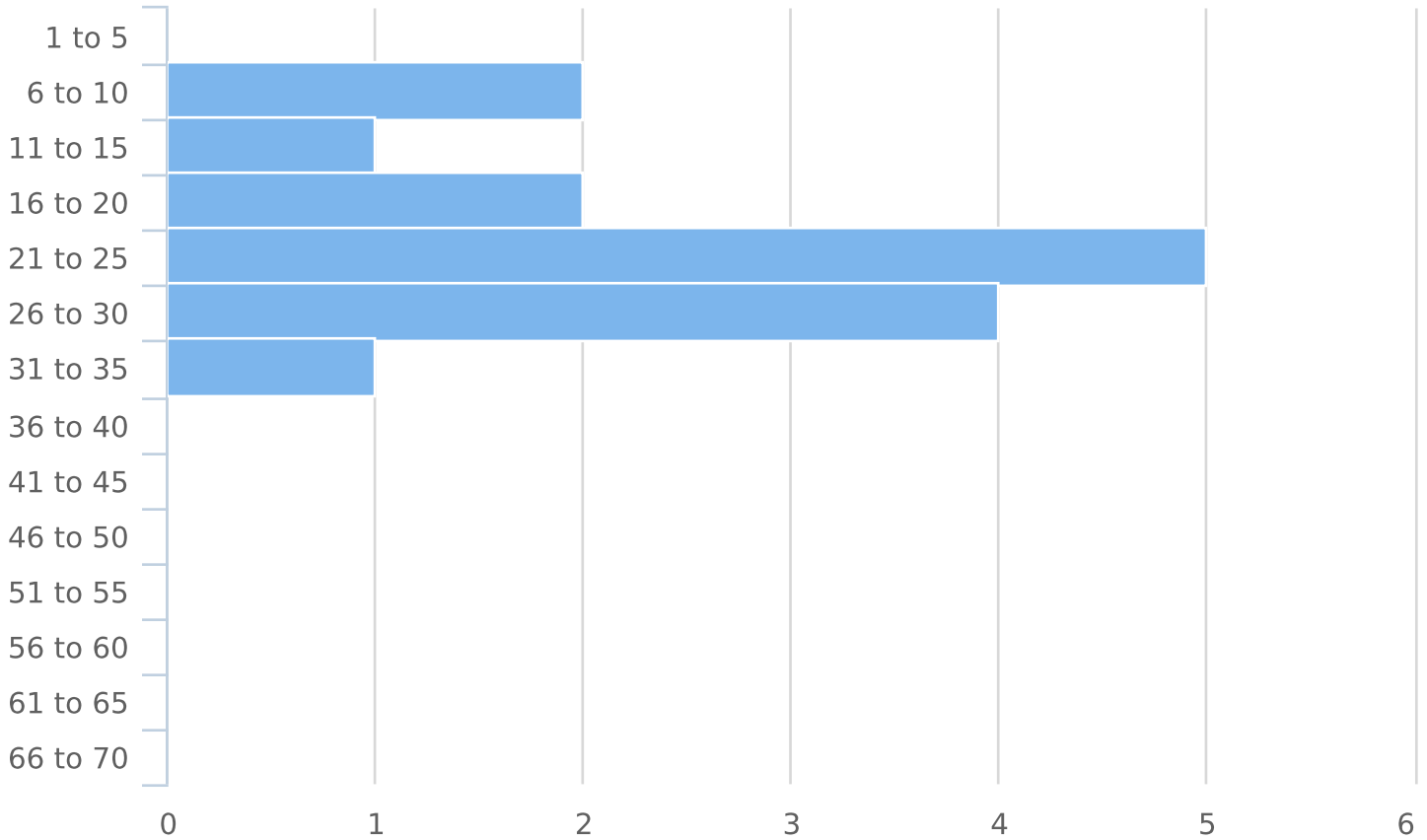
Hour	Spd Lim	1 to 5	6 to 10	11 to 15	16 to 20	21 to 25	26 to 30	31 to 35	36 to 40	41 to 45	46 to 50	51 to 55	56 to 60	61 to 65	66 to 70	Avg Spd	Avg #
0:00	25	0	1	0	1	1	1	0	0	0	0	0	0	0	0	20.9	4
1:00	25	1	2	1	1	0	0	0	0	0	0	0	0	0	0	17.1	5
2:00	25	2	4	0	0	0	0	0	0	0	0	0	0	0	0	16.0	7
3:00	25	1	2	0	0	0	0	0	0	0	0	0	0	0	0	14.7	4
4:00	25	1	2	0	1	0	0	0	0	0	0	0	0	0	0	17.6	5
5:00	25	0	1	0	0	1	0	0	0	0	0	0	0	0	0	20.0	3
6:00	25	0	1	0	1	3	2	0	0	0	0	0	0	0	0	21.1	7
7:00	25	0	2	2	5	16	12	1	0	0	0	0	0	0	0	22.7	38
8:00	25	0	1	1	2	6	4	1	0	0	0	0	0	0	0	22.3	14
9:00	25	0	1	1	3	7	6	1	0	0	0	0	0	0	0	22.4	20
10:00	25	1	2	1	3	5	5	1	0	0	0	0	0	0	0	21.5	17
11:00	25	0	2	2	3	7	5	1	0	0	0	0	0	0	0	21.3	20
12:00	25	1	2	2	2	7	5	1	0	0	0	0	0	0	0	21.5	19
13:00	25	0	2	2	3	6	6	1	0	0	0	0	0	0	0	21.7	20
14:00	25	0	2	1	3	9	8	1	0	0	0	0	0	0	0	22.6	25
15:00	25	0	2	2	3	7	6	2	0	0	0	0	0	0	0	22.2	22
16:00	25	1	3	2	4	11	11	2	0	0	0	0	0	0	0	22.8	34
17:00	25	0	3	2	4	14	13	2	0	0	0	0	0	0	0	22.2	38
18:00	25	0	3	3	4	13	7	1	0	0	0	0	0	0	0	20.6	31
19:00	25	1	3	2	3	5	3	0	0	0	0	0	0	0	0	19.4	17
20:00	25	0	2	1	2	3	2	0	0	0	0	0	0	0	0	19.6	11
21:00	25	0	1	1	2	2	2	0	0	0	0	0	0	0	0	21.5	8
22:00	25	0	2	0	1	1	1	0	0	0	0	0	0	0	0	21.0	6
23:00	25	0	1	1	0	2	1	0	0	0	0	0	0	0	0	19.7	5
Avg #		0	2	1	2	5	4	1	0	0	0	0	0	0	0	20.5	16



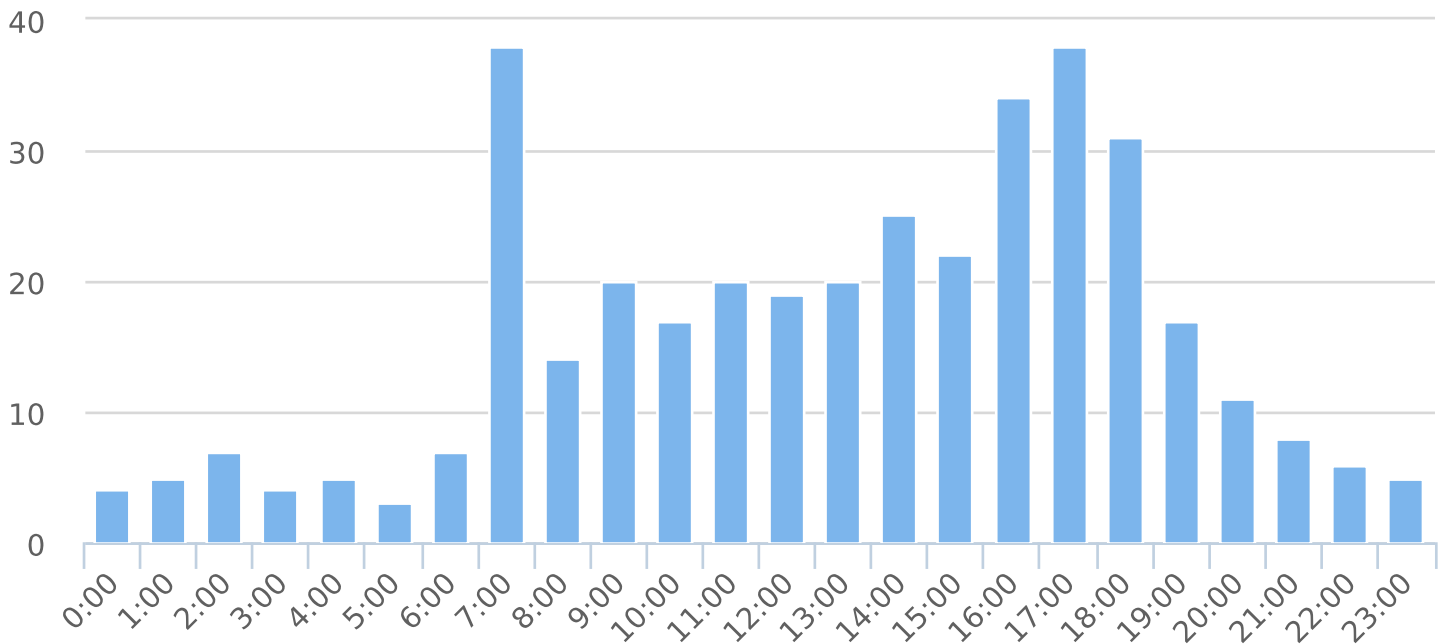
Time of Day: 0:00 to 23:59
 Dates: 12/1/2018 to 12/25/2018

Time View: By Hour (Avg Volumes)
 Speed Bins: Size 5, Range 1 to 70
 Site: Heatherdale Lane South of Windon Court SB, WB

Average Vehicles by Speed Bin



Average Volume by Hour



Generated by Jason Dove from City of Dunwoody on Dec 26, 2018 at 12:25:54 PM



Time of Day: 0:00 to 23:59

Dates: 12/1/2018 to 12/25/2018

Time View: By Week (Total Volumes)
Speed Bins: Size 5, Range 1 to 60
Site: Heatherdale Lane South of Windon
Court SB, WB

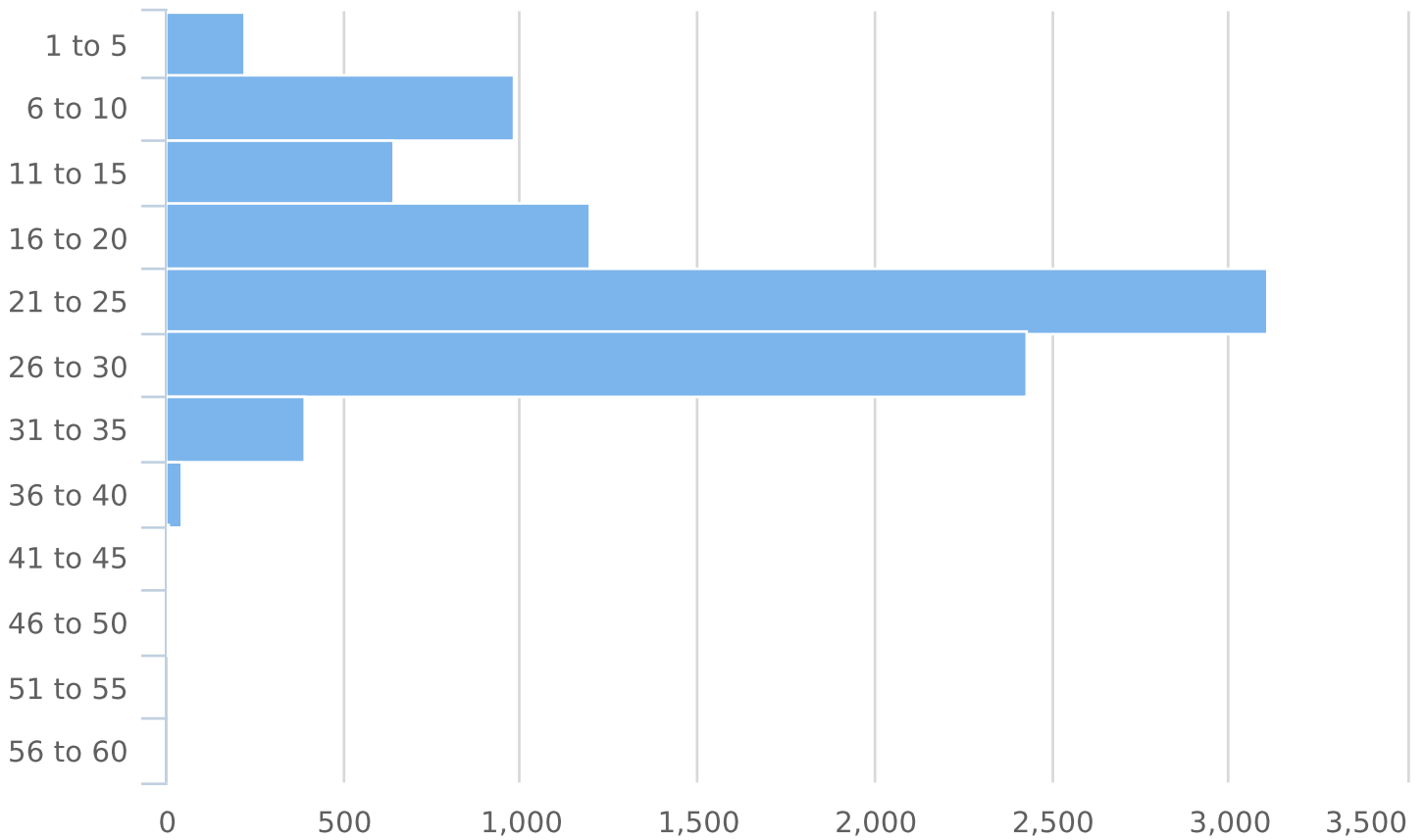
Week	Spd Lim	1 to 5	6 to 10	11 to 15	16 to 20	21 to 25	26 to 30	31 to 35	36 to 40	41 to 45	46 to 50	51 to 55	56 to 60	Avg Spd	Total #
11/25/2018	25	6	21	22	35	69	56	6	1	0	0	0	0	21.1	216
12/2/2018	25	68	261	162	322	974	766	104	18	2	3	0	0	21.5	2680
12/9/2018	25	66	299	167	336	927	734	124	14	1	1	1	0	20.8	2670
12/16/2018	25	69	323	233	401	937	727	113	11	2	1	0	0	20.7	2817
12/23/2018	25	13	77	58	104	204	149	41	3	0	0	0	0	21.2	649
Total #		222	981	642	1198	3111	2432	388	47	5	5	1	0	21.1	9032



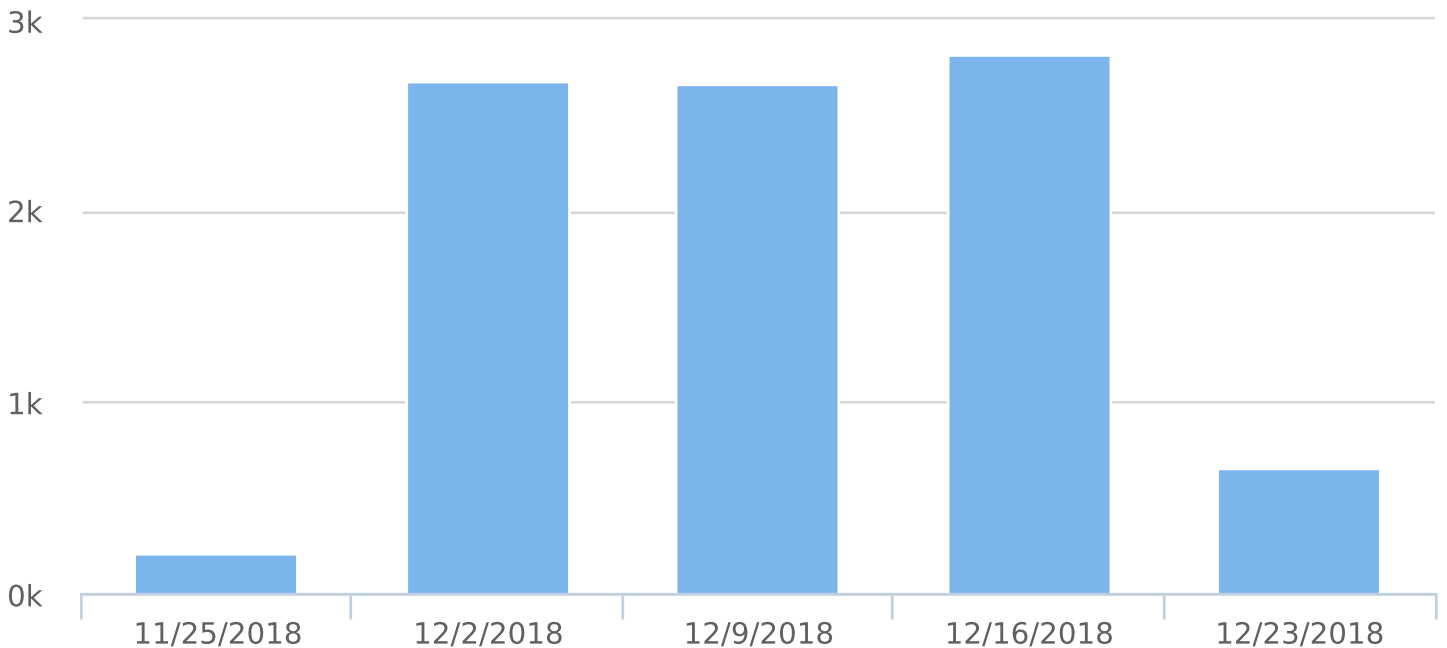
Time of Day: 0:00 to 23:59
 Dates: 12/1/2018 to 12/25/2018

Time View: By Week (Total Volumes)
 Speed Bins: Size 5, Range 1 to 60
 Site: Heatherdale Lane South of Windon Court SB, WB

Total Vehicles by Speed Bin



Total Volume by Week





Generated by Jason Dove from City of Dunwoody on Dec 26, 2018 at 12:29:3 PM

Time View: By Week (Total Volumes)

Speed Bins: Size 5, Range 1 to 60

Site: Heatherdale Lane South of Windon
Court SB, WB

Time of Day: 0:00 to 23:59

Dates: 12/1/2018 to 12/25/2018

Week	00:00	01:00	02:00	03:00	04:00	05:00	06:00	07:00	08:00	09:00	10:00	11:00	12:00	13:00	14:00	15:00	16:00	17:00	18:00	19:00	20:00	21:00	22:00	23:00	Total
11/25/2018	2	0	1	0	0	2	4	6	11	13	16	21	19	8	27	16	10	9	17	7	7	15	2	3	216
12/2/2018	5	2	6	4	10	12	50	324	120	123	88	133	138	119	198	175	258	302	282	132	67	44	62	26	2680
12/9/2018	17	44	27	22	25	18	42	276	92	166	111	127	114	162	175	150	273	309	216	105	82	53	40	24	2670
12/16/2018	24	11	0	12	42	21	57	295	104	154	159	169	142	160	179	166	269	283	206	147	94	60	39	24	2817
12/23/2018	16	2	3	1	0	7	4	8	17	39	55	47	59	57	52	47	30	41	52	43	26	19	18	6	649
Total #	64	59	37	39	77	60	157	909	344	495	429	497	472	506	631	554	840	944	773	434	276	191	161	83	9032

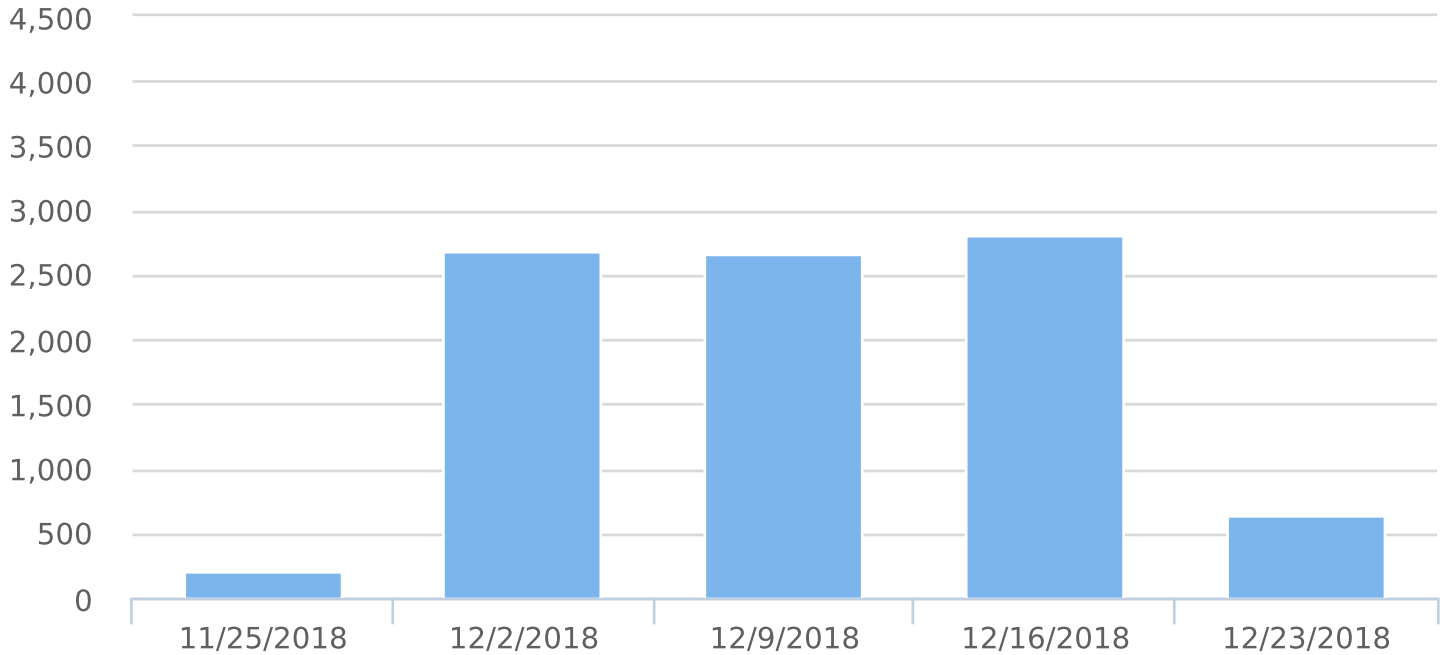


Generated by Jason Dove from City of Dunwoody on Dec 26, 2018 at 12:29:3 PM

Time of Day: 0:00 to 23:59
Dates: 12/1/2018 to 12/25/2018

Time View: By Week (Total Volumes)
Speed Bins: Size 5, Range 1 to 60
Site: Heatherdale Lane South of Windon
Court SB, WB

Volume by Week



Generated by Jason Dove from City of Dunwoody on Dec 26, 2018 at 11:34:36 AM



Time of Day: 0:00 to 23:59
Dates: 12/1/2018 to 12/25/2018

Site: Heatherdale Lane South of
Windon Court SB, WB

Overall Summary

Total Days of Data: 25
Speed Limit: 25
Average Speed: 20.51
50th Percentile Speed: 20.73
85th Percentile Speed: 24.91
Pace Speed Range: 18.0-28.0

Minimum Speed: 5.0
Maximum Speed: 53.0
Display Status: Speed Display
Average Volume per Day: 361.3
Total Volume: 9032.0