

Generated by Jason Dove from City of Dunwoody on Nov 30, 2018 at 11:13:45 AM



Time View: By Date (Total Volumes)
Speed Bins: Size 5, Range 1 to 55
Site: Dunwoody Knoll Dr, EB

Time of Day: 0:00 to 23:59
Dates: 11/9/2018 to 11/29/2018

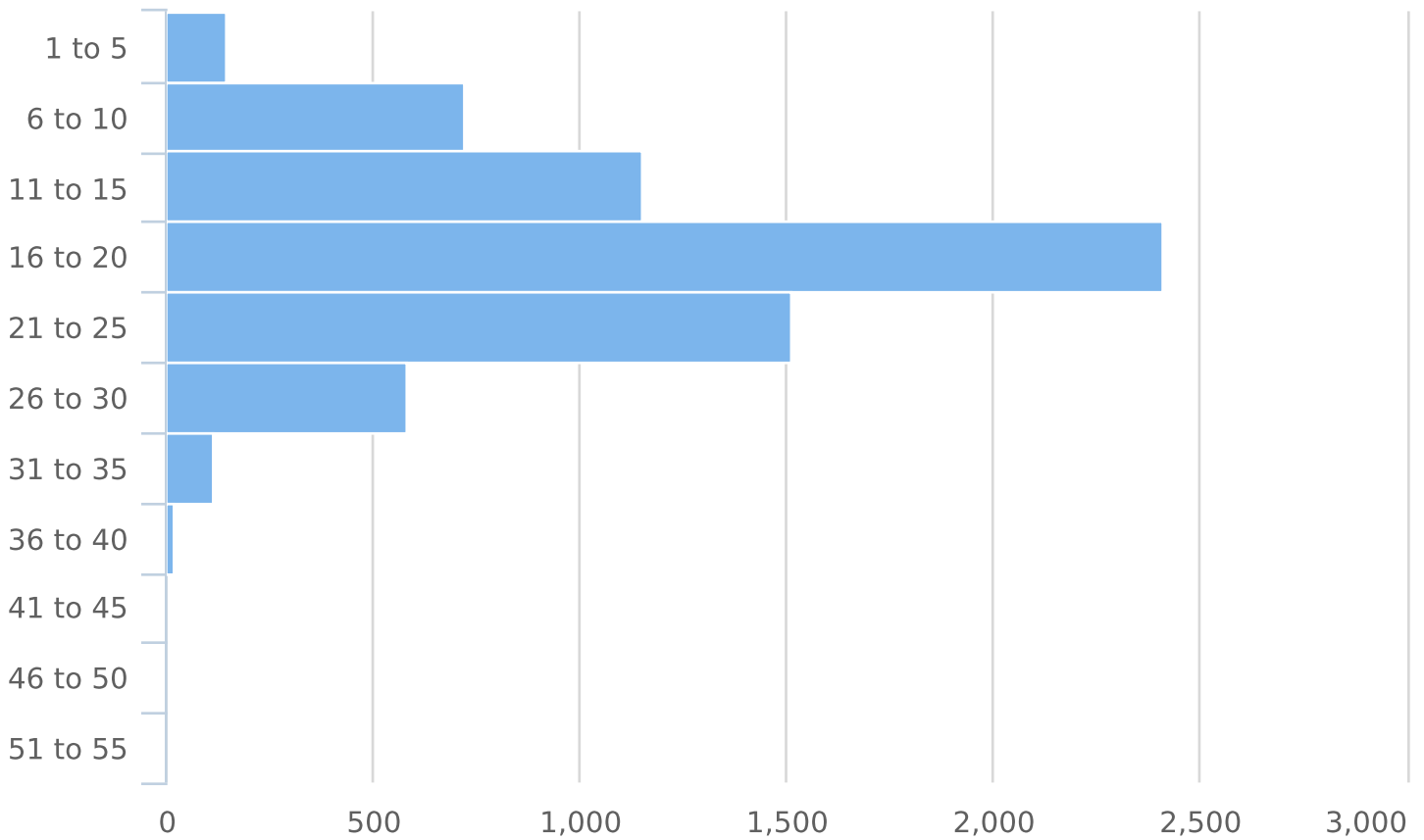
Date	Spd Lim	1 to 5	6 to 10	11 to 15	16 to 20	21 to 25	26 to 30	31 to 35	36 to 40	41 to 45	46 to 50	51 to 55	Avg Spd	Total #
11/9/2018	25	8	47	66	145	109	33	8	1	0	0	0	18.4	417
11/10/2018	25	3	32	44	82	70	17	2	0	0	0	0	18.3	250
11/11/2018	25	2	20	27	82	48	25	3	0	0	0	0	19.0	207
11/12/2018	25	21	40	62	141	93	29	9	2	0	0	0	17.7	397
11/13/2018	25	14	34	61	151	93	39	4	1	0	0	0	18.3	397
11/14/2018	25	8	27	79	144	105	43	5	1	0	0	0	19.0	412
11/15/2018	25	7	42	81	135	88	27	8	0	0	0	0	16.9	388
11/16/2018	25	2	29	83	191	95	51	8	1	0	0	0	19.1	460
11/17/2018	25	19	67	60	78	48	13	3	0	0	0	0	16.6	288
11/18/2018	25	5	20	26	79	45	27	4	0	1	0	0	19.8	207
11/19/2018	25	3	25	33	87	54	14	4	0	0	0	0	16.9	220
11/20/2018	25	4	18	50	84	58	27	8	1	0	0	0	18.9	250
11/21/2018	25	5	46	44	90	62	27	12	0	0	0	0	18.1	286
11/22/2018	25	1	20	23	73	34	9	0	0	0	0	0	18.2	160
11/23/2018	25	2	37	44	64	44	21	2	1	0	0	0	18.6	215
11/24/2018	25	5	31	36	82	51	21	5	1	0	0	0	18.1	232
11/25/2018	25	4	26	31	65	43	22	3	2	0	0	0	18.8	196
11/26/2018	25	4	32	74	154	77	28	4	1	0	0	0	18.2	374
11/27/2018	25	14	33	84	143	95	28	8	2	0	0	0	18.3	407
11/28/2018	25	9	59	59	167	104	46	6	1	1	0	0	19.0	452
11/29/2018	25	4	37	85	174	95	35	9	3	0	0	0	18.2	442
Total #		144	722	1152	2411	1511	582	115	18	2	0	0	18.3	6657



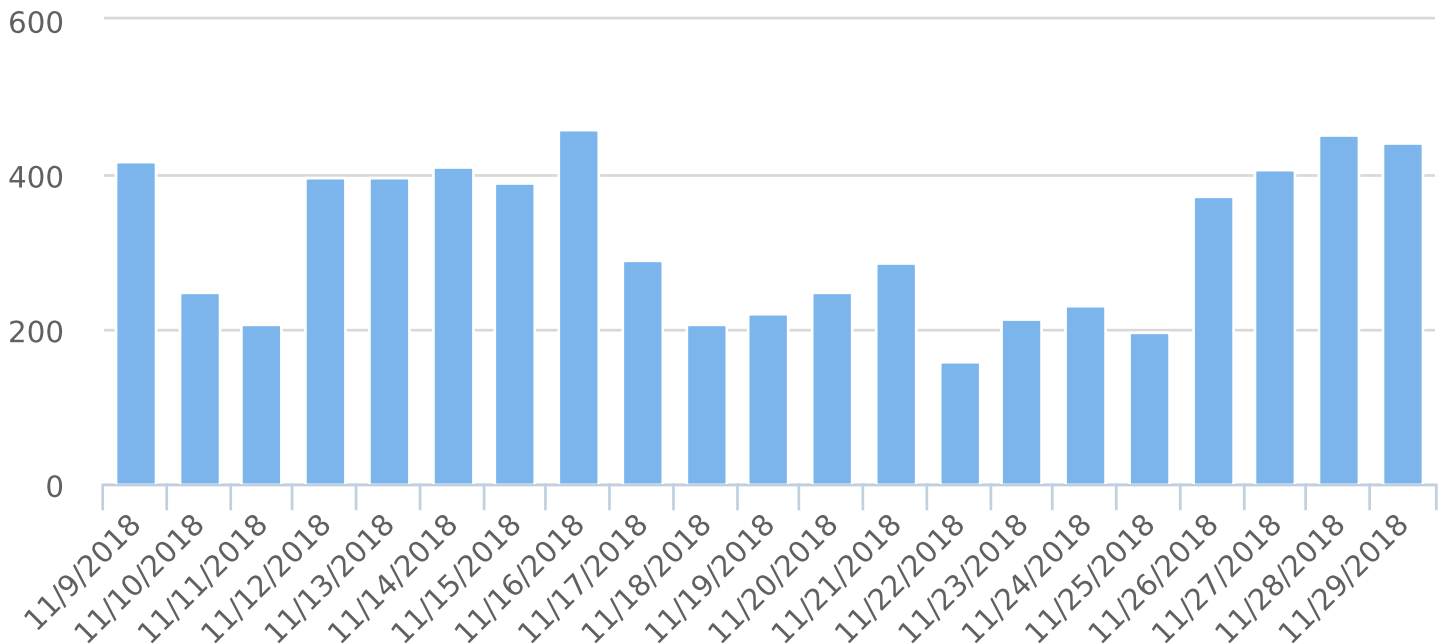
Time View: By Date (Total Volumes)
 Speed Bins: Size 5, Range 1 to 55
 Site: Dunwoody Knoll Dr, EB

Time of Day: 0:00 to 23:59
 Dates: 11/9/2018 to 11/29/2018

Total Vehicles by Speed Bin



Total Volume by Date



Generated by Jason Dove from City of Dunwoody on Nov 30, 2018 at 11:12:33 AM



Time View: By Day of Week (Avg Volumes)
Speed Bins: Size 5, Range 1 to 55
Site: Dunwoody Knoll Dr, EB

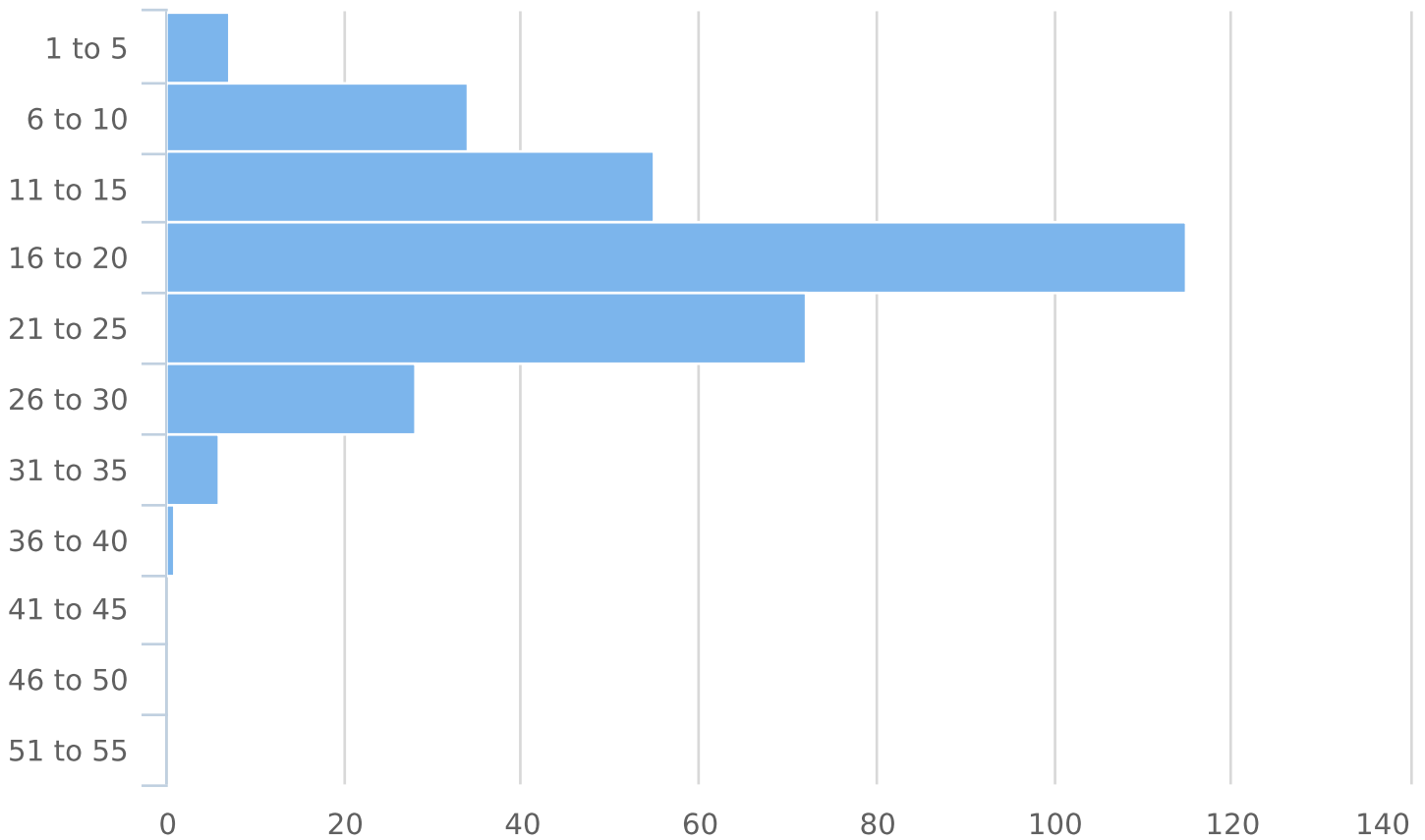
Time of Day: 0:00 to 23:59

Dates: 11/9/2018 to 11/29/2018

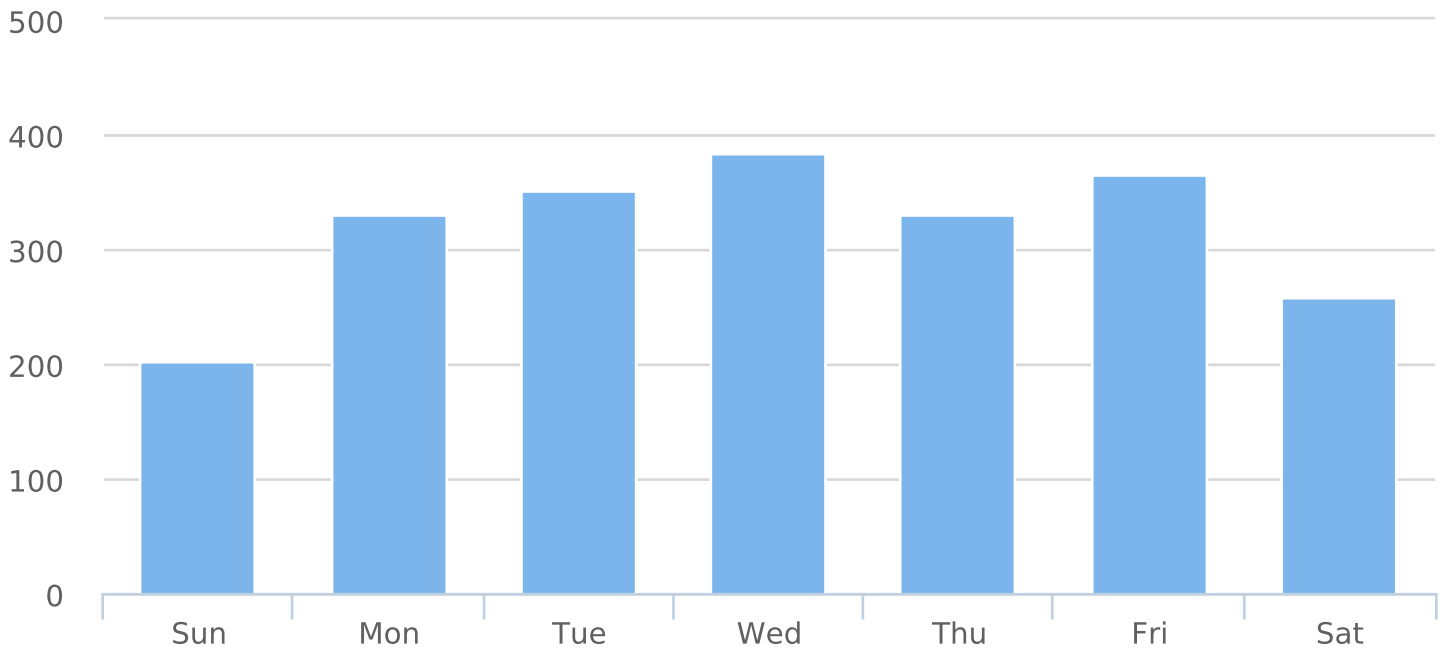
Day of Week	Spd Lim	1 to 5	6 to 10	11 to 15	16 to 20	21 to 25	26 to 30	31 to 35	36 to 40	41 to 45	46 to 50	51 to 55	Avg Spd	Avg #
Sun	25	4	22	28	75	45	25	3	1	0	0	0	19.2	203
Mon	25	9	32	56	127	75	24	6	1	0	0	0	17.6	330
Tue	25	11	28	65	126	82	31	7	1	0	0	0	18.5	351
Wed	25	7	44	61	134	90	39	8	1	0	0	0	18.7	383
Thu	25	4	33	63	127	72	24	6	1	0	0	0	17.8	330
Fri	25	4	38	64	133	83	35	6	1	0	0	0	18.7	364
Sat	25	9	43	47	81	56	17	3	0	0	0	0	17.6	257
Avg #		7	34	55	115	72	28	6	1	0	0	0	18.3	317



Average Vehicles by Speed Bin



Average Volume by Day of Week



Generated by Jason Dove from City of Dunwoody on Nov 30, 2018 at 11:2:57 AM



Time View: By Hour (Avg Volumes)
Speed Bins: Size 5, Range 1 to 55
Site: Dunwoody Knoll Dr, EB

Time of Day: 0:00 to 23:59
Dates: 11/9/2018 to 11/29/2018

Hour	Spd Lim	1 to 5	6 to 10	11 to 15	16 to 20	21 to 25	26 to 30	31 to 35	36 to 40	41 to 45	46 to 50	51 to 55	Avg Spd	Avg #
0:00	25	0	0	0	1	0	0	0	0	0	0	0	15.4	2
1:00	25	0	0	0	1	0	0	0	0	0	0	0	17.0	1
2:00	25	0	0	0	0	1	1	0	0	0	0	0	24.4	1
3:00	25	1	1	0	1	0	0	0	0	0	0	0	10.7	3
4:00	25	0	0	0	0	0	0	0	0	1	0	0	44.0	1
5:00	25	0	0	0	1	1	0	0	0	0	0	0	19.9	2
6:00	25	0	0	1	2	2	0	0	0	0	0	0	19.6	5
7:00	25	0	4	10	17	8	3	0	0	0	0	0	17.1	41
8:00	25	0	1	3	5	2	1	0	0	0	0	0	17.5	13
9:00	25	0	2	3	5	4	2	1	0	0	0	0	18.4	17
10:00	25	1	2	3	4	3	1	0	0	0	0	0	17.3	13
11:00	25	1	3	3	6	5	2	0	0	0	0	0	17.8	18
12:00	25	0	3	4	8	5	2	0	0	0	0	0	18.1	22
13:00	25	1	2	4	7	4	1	0	0	0	0	0	17.5	20
14:00	25	1	3	5	12	5	2	0	0	0	0	0	17.7	29
15:00	25	1	3	4	8	5	2	0	0	0	0	0	17.8	24
16:00	25	1	3	4	10	7	3	1	0	0	0	0	18.0	28
17:00	25	1	2	5	14	8	3	0	0	0	0	0	18.2	34
18:00	25	0	2	3	7	6	1	0	0	0	0	0	18.0	20
19:00	25	0	2	2	4	3	1	0	0	0	0	0	17.8	13
20:00	25	0	1	1	3	2	0	0	0	0	0	0	18.4	7
21:00	25	0	1	1	2	1	0	0	0	0	0	0	18.0	6
22:00	25	0	0	0	2	2	0	0	0	0	0	0	19.8	5
23:00	25	0	0	0	1	1	1	0	0	0	0	0	22.1	4
Avg #		0	1	2	5	3	1	0	0	0	0	0	19.2	14



Time View: By Hour (Avg Volumes)

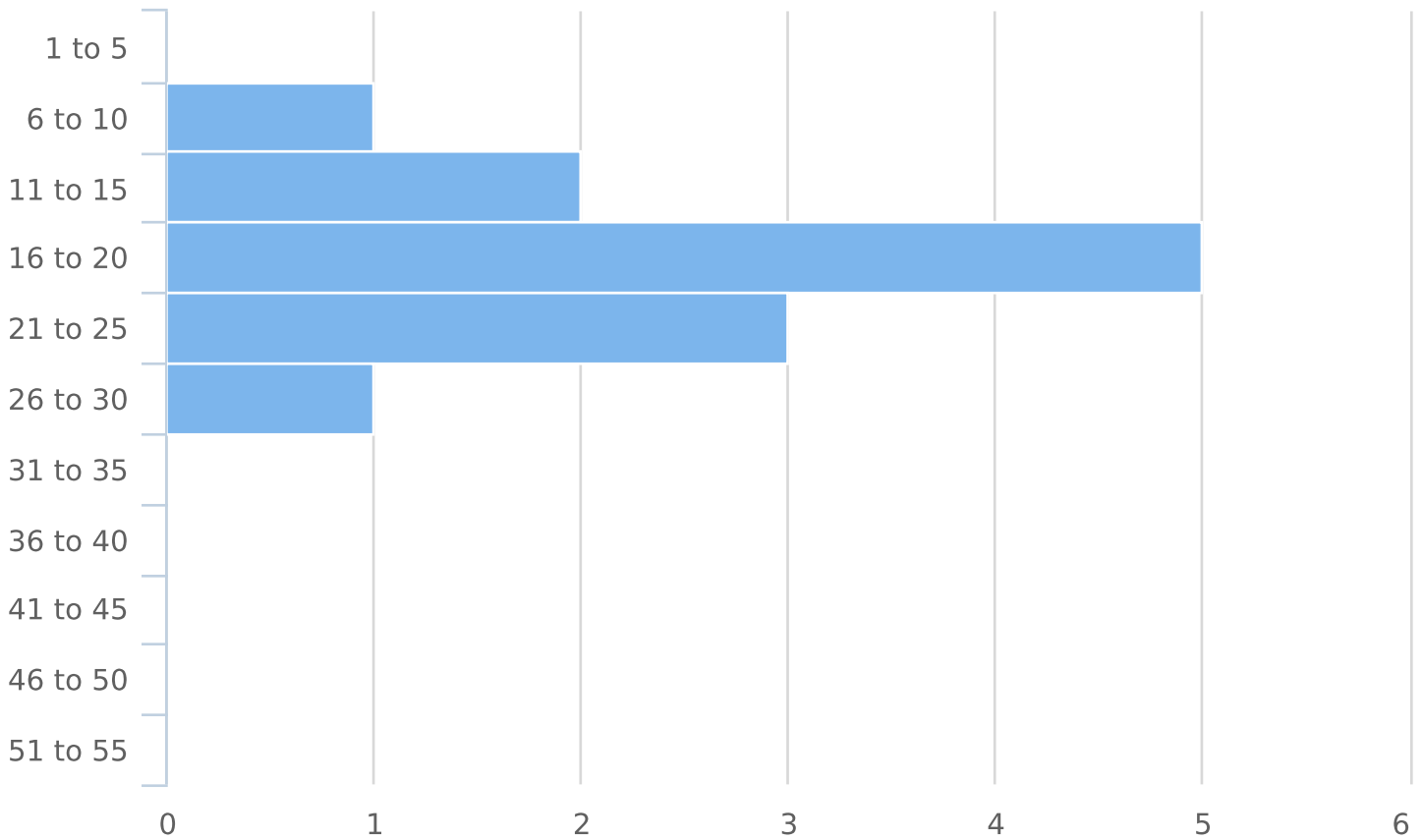
Speed Bins: Size 5, Range 1 to 55

Site: Dunwoody Knoll Dr, EB

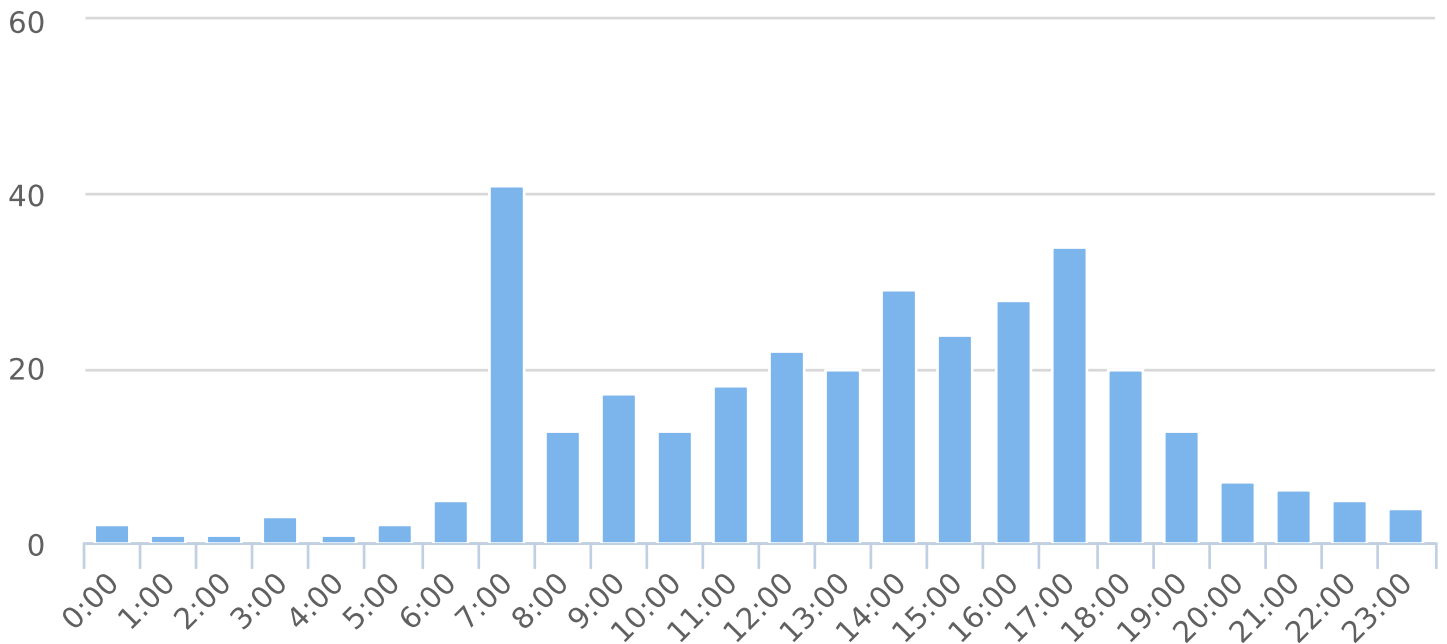
Time of Day: 0:00 to 23:59

Dates: 11/9/2018 to 11/29/2018

Average Vehicles by Speed Bin



Average Volume by Hour



Generated by Jason Dove from City of Dunwoody on Nov 30, 2018 at 11:11:17 AM



Time View: By Hour (Total Volumes)
Speed Bins: Size 5, Range 1 to 55
Site: Dunwoody Knoll Dr, EB

Time of Day: 0:00 to 23:59
Dates: 11/9/2018 to 11/29/2018

Hour	Spd Lim	1 to 5	6 to 10	11 to 15	16 to 20	21 to 25	26 to 30	31 to 35	36 to 40	41 to 45	46 to 50	51 to 55	Avg Spd	Total #
0:00	25	1	2	3	6	2	0	0	0	0	0	0	15.4	14
1:00	25	0	0	2	4	1	0	0	0	0	0	0	17.0	7
2:00	25	0	0	0	1	5	4	0	0	0	0	0	24.4	10
3:00	25	3	2	0	4	0	0	0	0	0	0	0	10.7	9
4:00	25	0	0	0	0	0	0	0	0	1	0	0	44.0	1
5:00	25	0	3	3	4	4	2	0	1	0	0	0	19.9	17
6:00	25	0	4	15	42	31	6	0	0	0	0	0	19.6	98
7:00	25	6	70	192	332	156	54	8	1	0	0	0	17.1	819
8:00	25	4	30	58	103	52	25	4	0	0	0	0	17.5	276
9:00	25	6	40	67	105	93	34	18	2	0	0	0	18.4	365
10:00	25	11	41	53	88	60	20	6	0	0	0	0	17.3	279
11:00	25	13	55	59	116	95	40	10	0	0	0	0	17.8	388
12:00	25	7	56	75	158	98	48	10	0	0	0	0	18.1	452
13:00	25	11	51	90	138	89	30	9	2	0	0	0	17.5	420
14:00	25	18	61	108	245	113	46	6	5	0	0	0	17.7	602
15:00	25	22	73	75	161	105	52	9	1	0	0	0	17.8	498
16:00	25	11	70	79	213	137	64	11	1	0	0	0	18.0	586
17:00	25	14	43	110	295	173	69	10	2	0	0	0	18.2	716
18:00	25	5	35	67	153	116	31	3	1	0	0	0	18.0	411
19:00	25	8	40	45	86	69	19	6	0	0	0	0	17.8	273
20:00	25	1	25	16	65	36	9	2	0	0	0	0	18.4	154
21:00	25	2	17	22	47	30	10	1	0	0	0	0	18.0	129
22:00	25	1	2	6	28	31	7	1	1	0	0	0	19.8	77
23:00	25	0	2	7	17	15	12	1	1	1	0	0	22.1	56
Total #		144	722	1152	2411	1511	582	115	18	2	0	0	19.2	6657

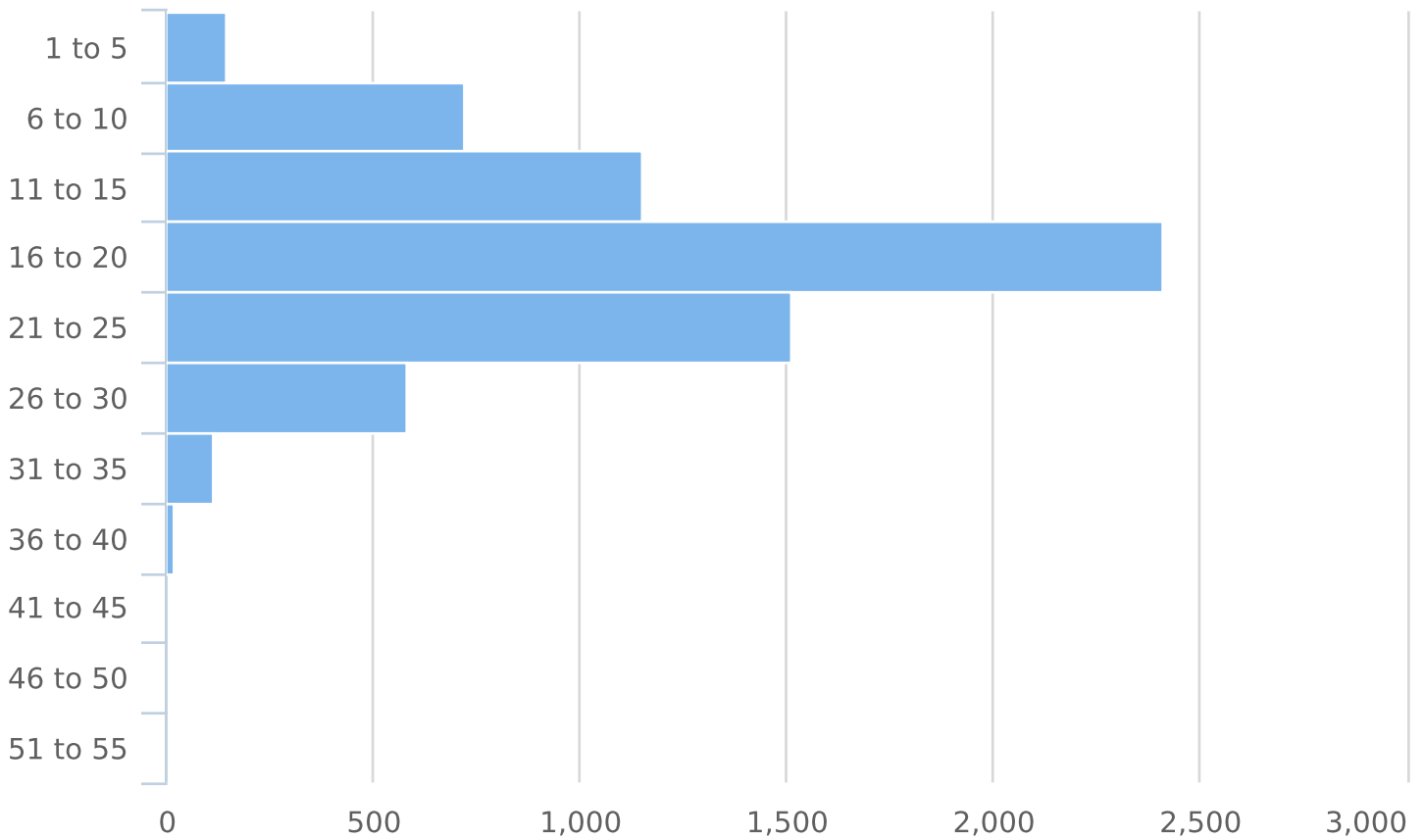
Generated by Jason Dove from City of Dunwoody on Nov 30, 2018 at 11:11:17 AM



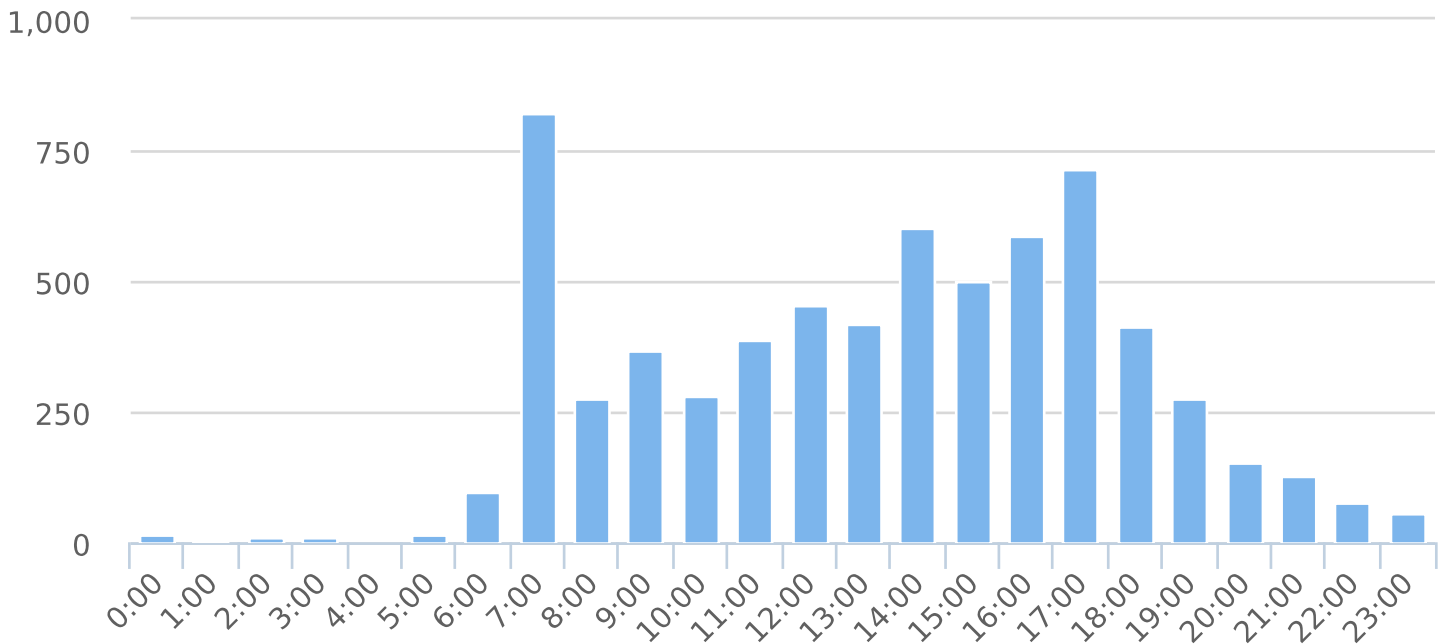
Time View: By Hour (Total Volumes)
 Speed Bins: Size 5, Range 1 to 55
 Site: Dunwoody Knoll Dr, EB

Time of Day: 0:00 to 23:59
 Dates: 11/9/2018 to 11/29/2018

Total Vehicles by Speed Bin



Total Volume by Hour



Generated by Jason Dove from City of Dunwoody on Nov 30, 2018 at 11:14:49 AM



Time View: By Week (Total Volumes)
Speed Bins: Size 5, Range 1 to 55
Site: Dunwoody Knoll Dr, EB

Time of Day: 0:00 to 23:59

Dates: 11/9/2018 to 11/29/2018

Week	Spd Lim	1 to 5	6 to 10	11 to 15	16 to 20	21 to 25	26 to 30	31 to 35	36 to 40	41 to 45	46 to 50	51 to 55	Avg Spd	Total #
11/4/2018	25	11	79	110	227	179	50	10	1	0	0	0	18.3	667
11/11/2018	25	73	259	453	922	570	227	40	5	0	0	0	18.1	2549
11/18/2018	25	25	197	256	559	348	146	35	3	1	0	0	18.4	1570
11/25/2018	25	35	187	333	703	414	159	30	9	1	0	0	18.5	1871
Total #		144	722	1152	2411	1511	582	115	18	2	0	0	18.3	6657



Time View: By Week (Total Volumes)

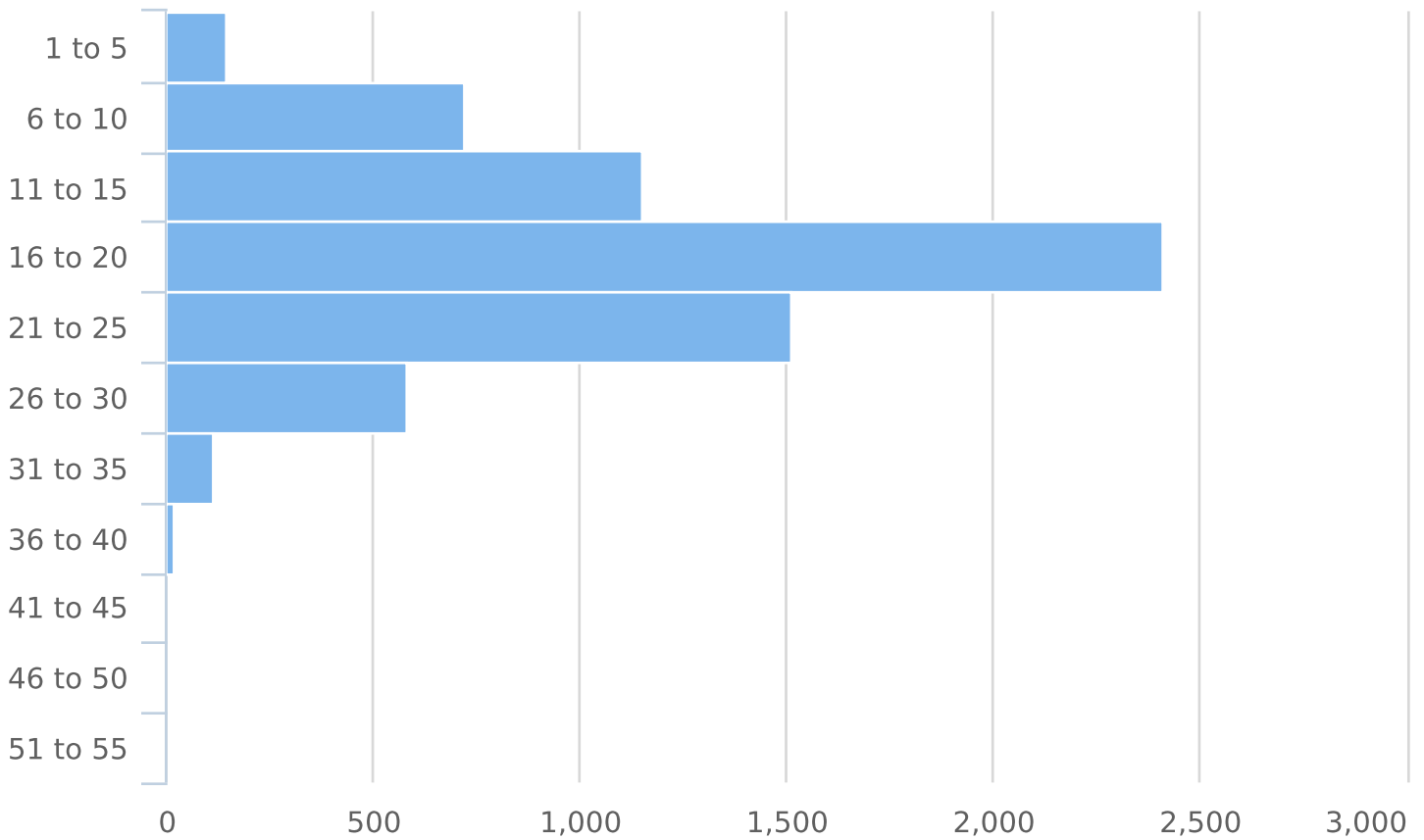
Speed Bins: Size 5, Range 1 to 55

Site: Dunwoody Knoll Dr, EB

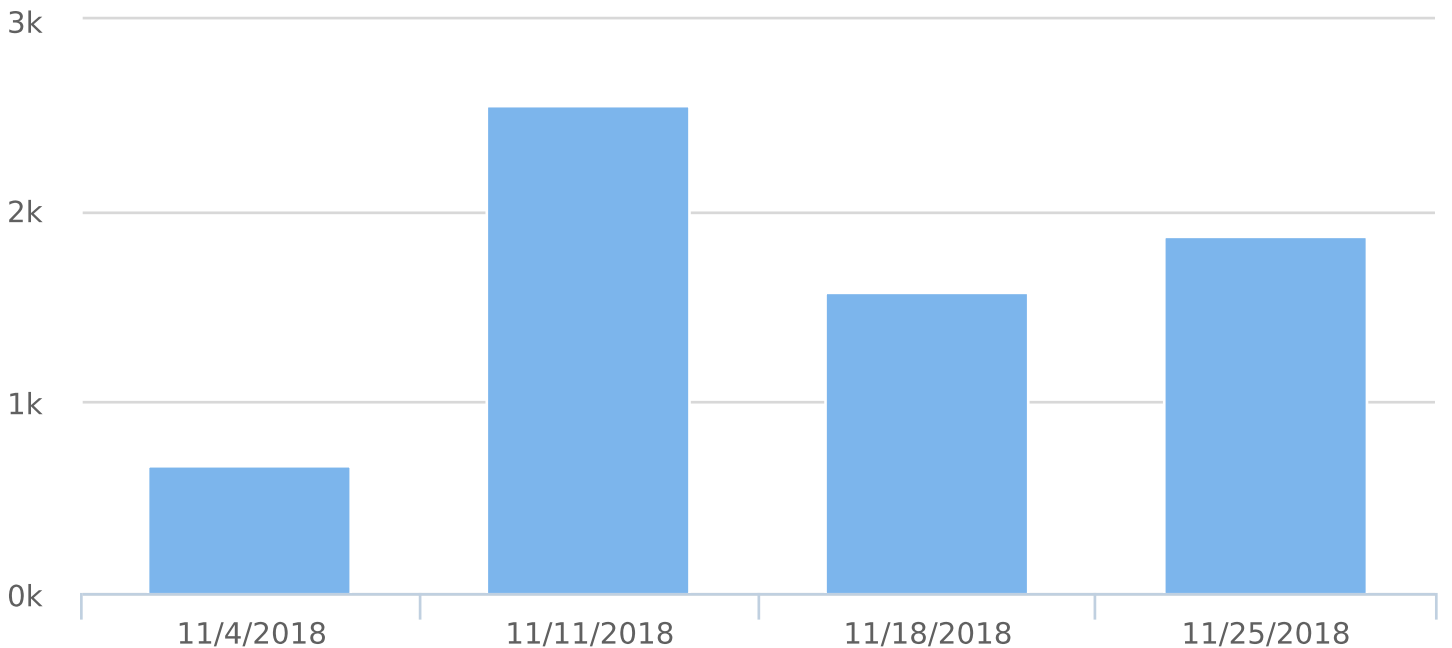
Time of Day: 0:00 to 23:59

Dates: 11/9/2018 to 11/29/2018

Total Vehicles by Speed Bin



Total Volume by Week



Generated by Jason Dove from City of Dunwoody on Nov 30, 2018 at 11:17:14 AM



Time View: By Date (Total Volumes)

Speed Bins: Size 5, Range 1 to 55

Site: Dunwoody Knoll Dr, EB

Time of Day: 0:00 to 23:59

Dates: 11/9/2018 to 11/29/2018

Date	00:00	01:00	02:00	03:00	04:00	05:00	06:00	07:00	08:00	09:00	10:00	11:00	12:00	13:00	14:00	15:00	16:00	17:00	18:00	19:00	20:00	21:00	22:00	23:00	Total
11/9/2018	0	0	0	0	0	0	8	81	16	19	16	41	18	19	43	29	42	27	25	16	4	3	6	4	417
11/10/2018	3	0	2	0	0	0	2	6	7	25	16	23	33	22	13	18	13	8	25	7	2	8	10	7	250
11/11/2018	1	0	1	0	0	0	0	8	5	20	8	21	23	24	15	29	16	15	2	6	5	4	0	4	207
11/12/2018	0	0	0	3	0	0	9	63	19	22	16	6	13	13	43	54	31	60	33	6	2	4	0	0	397
11/13/2018	0	0	1	0	0	0	6	74	21	14	17	13	22	11	50	28	45	50	21	7	9	5	3	0	397
11/14/2018	1	0	0	0	0	3	5	74	21	21	9	12	12	13	57	19	37	69	32	20	3	3	1	0	412
11/15/2018	2	0	0	2	0	0	4	78	21	21	14	12	25	17	33	29	30	36	29	6	15	6	5	3	388
11/16/2018	1	0	0	0	0	4	4	90	20	25	21	28	24	37	56	39	28	36	12	9	12	6	2	6	460
11/17/2018	2	1	1	0	0	0	4	6	14	18	22	18	28	28	7	28	26	19	15	28	6	5	5	7	288
11/18/2018	3	0	0	0	1	0	4	7	4	14	13	19	28	22	11	17	16	17	7	13	4	3	3	1	207
11/19/2018	0	0	1	0	0	2	3	4	12	19	4	10	22	15	15	18	21	27	17	20	5	4	1	0	220
11/20/2018	0	1	2	0	0	0	2	1	12	12	15	18	29	19	15	17	17	22	23	13	11	12	6	3	250
11/21/2018	0	1	0	0	0	4	4	10	6	25	8	23	18	21	21	26	35	24	16	14	7	10	8	5	286
11/22/2018	1	3	0	0	0	1	1	1	1	9	17	11	13	12	15	13	13	9	12	11	8	7	2	0	160
11/23/2018	0	0	0	0	0	0	2	5	4	12	13	31	16	22	12	30	12	13	13	19	4	4	2	1	215
11/24/2018	0	0	0	0	0	0	5	8	12	8	7	21	27	17	12	10	35	16	9	10	12	8	11	4	232
11/25/2018	0	1	2	0	0	0	0	0	3	10	16	15	28	23	14	16	21	23	9	4	5	4	2	0	196
11/26/2018	0	0	0	0	0	0	5	71	18	17	13	19	18	21	43	22	32	51	17	6	9	10	0	2	374
11/27/2018	0	0	0	0	0	2	9	74	18	26	16	13	19	14	39	18	32	63	32	16	8	3	4	1	407
11/28/2018	0	0	0	4	0	0	7	93	24	10	6	13	15	25	50	27	53	56	17	23	19	8	0	2	452
11/29/2018	0	0	0	0	0	1	14	65	18	18	12	21	21	25	38	11	31	75	45	19	4	12	6	6	442

Generated by Jason Dove from City of Dunwoody on Nov 30, 2018 at 11:17:14 AM



Time of Day: 0:00 to 23:59
Dates: 11/9/2018 to 11/29/2018

Time View: By Date (Total Volumes)
Speed Bins: Size 5, Range 1 to 55
Site: Dunwoody Knoll Dr, EB

Total #	14	7	10	9	1	17	98	819	276	365	279	388	452	420	602	498	586	716	411	273	154	129	77	56	6657
---------	----	---	----	---	---	----	----	-----	-----	-----	-----	-----	-----	-----	-----	-----	-----	-----	-----	-----	-----	-----	----	----	------

Generated by Jason Dove from City of Dunwoody on Nov 30, 2018 at 11:17:14 AM



Time View: By Date (Total Volumes)

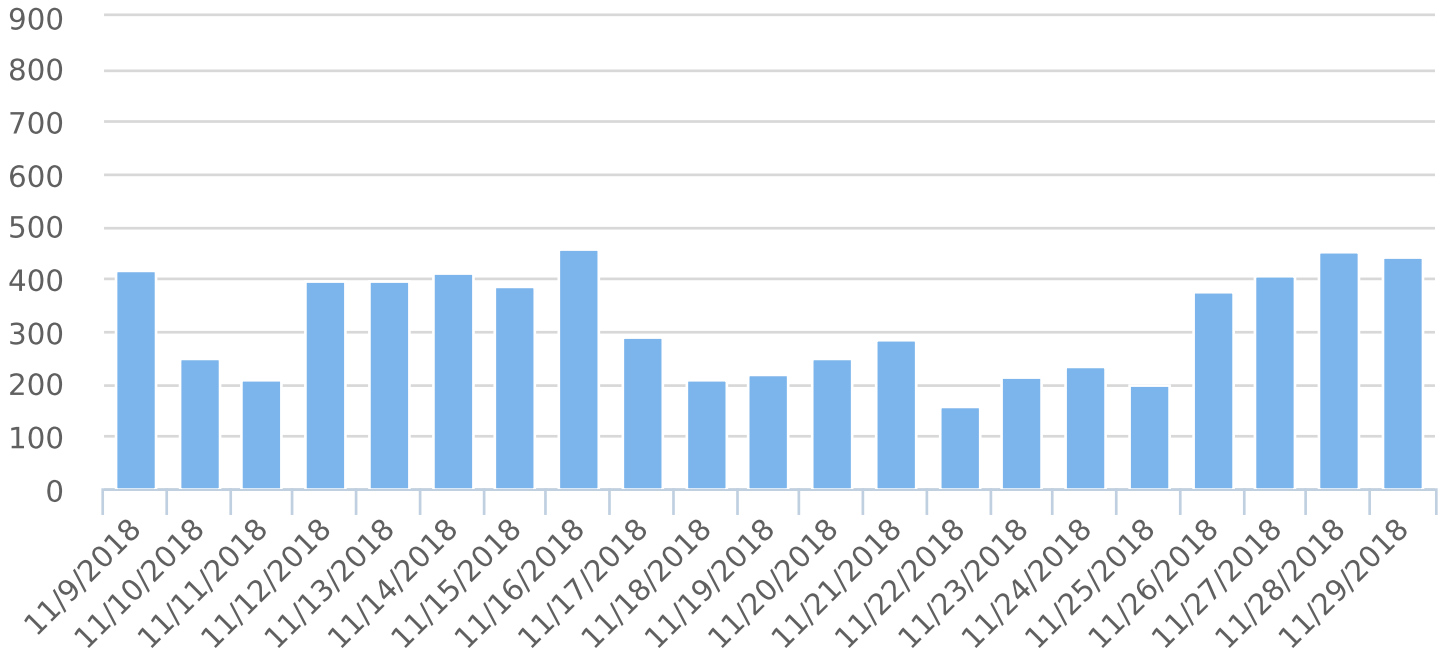
Speed Bins: Size 5, Range 1 to 55

Site: Dunwoody Knoll Dr, EB

Time of Day: 0:00 to 23:59

Dates: 11/9/2018 to 11/29/2018

Volume by Date





Generated by Jason Dove from City of Dunwoody on Nov 30, 2018 at 11:15:56 AM

Time View: By Day of Week (Avg Volumes)

Speed Bins: Size 5, Range 1 to 55

Site: Dunwoody Knoll Dr, EB

Time of Day: 0:00 to 23:59

Dates: 11/9/2018 to 11/29/2018

Day of Week	00:00	01:00	02:00	03:00	04:00	05:00	06:00	07:00	08:00	09:00	10:00	11:00	12:00	13:00	14:00	15:00	16:00	17:00	18:00	19:00	20:00	21:00	22:00	23:00	Total
Sun	2	1	2	0	1	0	2	8	6	22	19	28	40	35	20	31	27	28	9	12	7	6	3	3	305
Mon	0	0	1	3	0	2	17	138	49	58	33	35	53	49	101	94	84	138	67	32	16	18	1	2	991
Tue	0	1	2	0	0	1	9	75	26	26	24	22	35	22	52	32	47	68	38	18	14	10	7	2	527
Wed	1	1	0	2	0	4	8	89	26	28	12	24	23	30	64	36	63	75	33	29	15	11	5	4	575
Thu	2	2	0	1	0	1	10	72	20	24	22	22	30	27	43	27	37	60	43	18	14	13	7	5	495
Fri	0	0	0	0	0	1	5	59	13	19	17	33	19	26	37	33	27	25	17	15	7	4	3	4	364
Sat	2	0	1	0	0	0	4	7	11	17	15	21	29	22	11	19	25	14	16	15	7	7	9	6	257
Avg #	1	1	1	1	0	1	8	64	22	28	20	26	33	30	47	39	44	58	32	20	11	10	5	4	502

Generated by Jason Dove from City of Dunwoody on Nov 30, 2018 at 11:15:56 AM



Time View: By Day of Week (Avg Volumes)

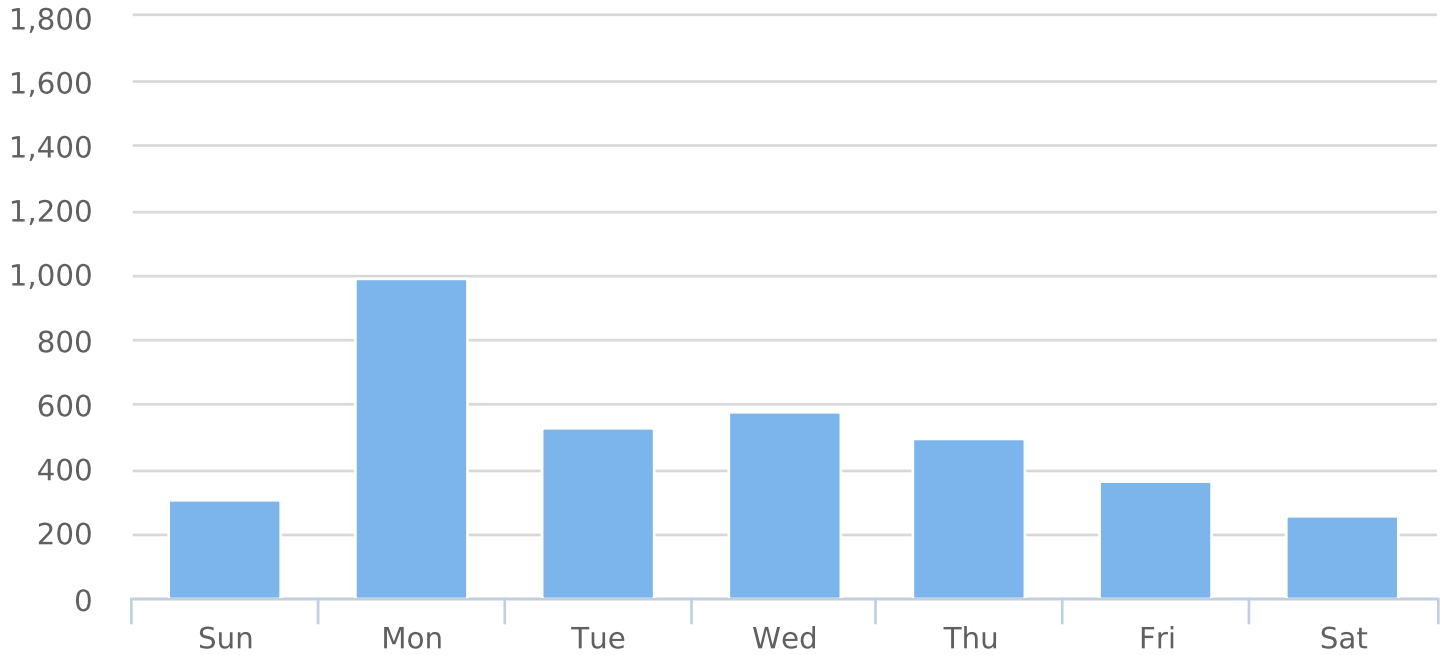
Speed Bins: Size 5, Range 1 to 55

Site: Dunwoody Knoll Dr, EB

Time of Day: 0:00 to 23:59

Dates: 11/9/2018 to 11/29/2018

Volume by Day





Generated by Jason Dove from City of Dunwoody on Nov 30, 2018 at 11:18:32 AM

Time View: By Week (Total Volumes)

Speed Bins: Size 5, Range 1 to 55

Site: Dunwoody Knoll Dr, EB

Time of Day: 0:00 to 23:59

Dates: 11/9/2018 to 11/29/2018

Week	00:00	01:00	02:00	03:00	04:00	05:00	06:00	07:00	08:00	09:00	10:00	11:00	12:00	13:00	14:00	15:00	16:00	17:00	18:00	19:00	20:00	21:00	22:00	23:00	Total
11/4/2018	3	0	2	0	0	0	10	87	23	44	32	64	51	41	56	47	55	35	50	23	6	11	16	11	667
11/11/2018	7	1	3	5	0	7	32	393	121	141	107	110	147	143	261	226	213	285	144	82	52	33	16	20	2549
11/18/2018	4	5	3	0	1	7	21	36	51	99	77	133	153	128	101	131	149	128	97	100	51	48	33	14	1570
11/25/2018	0	1	2	4	0	3	35	303	81	81	63	81	101	108	184	94	169	268	120	68	45	37	12	11	1871
Total #	14	7	10	9	1	17	98	819	276	365	279	388	452	420	602	498	586	716	411	273	154	129	77	56	6657

Generated by Jason Dove from City of Dunwoody on Nov 30, 2018 at 11:18:32 AM



Time View: By Week (Total Volumes)

Speed Bins: Size 5, Range 1 to 55

Site: Dunwoody Knoll Dr, EB

Time of Day: 0:00 to 23:59

Dates: 11/9/2018 to 11/29/2018

Volume by Week

