

Generated by Jason Dove from City of Dunwoody on Sep 5, 2018 at 11:15:57 AM



Time of Day: 0:00 to 23:59

Site: Meadowlake Drive, SB

Dates: 8/15/2018 to 9/4/2018

Overall Summary

Total Days of Data: 21

Speed Limit: 25

Average Speed: 17.86

50th Percentile Speed: 17.57

85th Percentile Speed: 23.94

Pace Speed Range: 14.0-24.0

Minimum Speed: 5.0

Maximum Speed: 53.0

Display Status: Speed Display

Average Volume per Day: 802.6

Total Volume: 16854.0

Generated by Jason Dove from City of Dunwoody on Sep 5, 2018 at 11:19:38 AM



Time View: By Hour (Total Volumes)
Speed Bins: Size 5, Range 1 to 65
Site: Meadowlake Drive, SB

Time of Day: 0:00 to 23:59
Dates: 8/15/2018 to 9/4/2018

Hour	Spd Lim	1 to 5	6 to 10	11 to 15	16 to 20	21 to 25	26 to 30	31 to 35	36 to 40	41 to 45	46 to 50	51 to 55	56 to 60	61 to 65	Avg Spd	Total #
0:00	25	1	12	7	3	7	5	2	0	0	0	0	0	0	16.0	37
1:00	25	0	1	1	1	4	1	1	0	0	0	0	0	0	22.3	9
2:00	25	1	1	2	0	0	0	0	0	0	0	0	0	0	9.0	4
3:00	25	1	0	0	0	1	0	1	0	0	0	0	0	0	16.5	3
4:00	25	0	8	4	3	5	0	0	0	0	0	0	0	0	14.8	20
5:00	25	0	8	8	11	20	8	2	1	1	0	0	0	0	17.9	59
6:00	25	1	16	17	47	188	58	6	0	0	0	0	0	0	20.8	333
7:00	25	15	114	111	332	1446	882	184	22	3	0	0	0	0	21.8	3109
8:00	25	30	118	92	151	434	293	90	15	5	1	0	0	0	19.6	1229
9:00	25	16	104	90	119	276	202	53	12	1	0	0	0	0	20.2	873
10:00	25	10	142	103	104	244	122	40	3	2	0	0	0	0	18.6	770
11:00	25	11	198	109	128	244	172	37	11	0	1	0	0	0	18.8	911
12:00	25	15	167	119	146	245	166	48	4	1	0	0	0	0	19.0	911
13:00	25	17	191	144	134	308	153	22	10	1	0	1	0	0	18.7	981
14:00	25	25	210	159	171	337	232	54	9	0	1	1	0	0	19.4	1199
15:00	25	33	235	173	170	353	228	76	10	0	0	0	0	0	18.8	1278
16:00	25	18	244	171	167	299	168	36	1	0	0	0	0	0	18.1	1104
17:00	25	21	173	189	171	301	172	35	7	0	0	0	0	0	18.7	1069
18:00	25	19	218	155	132	249	185	32	2	0	0	0	0	0	18.3	992
19:00	25	16	153	100	103	171	94	13	1	1	0	0	0	0	17.5	652
20:00	25	15	165	96	94	139	62	8	1	1	0	0	0	0	16.6	581
21:00	25	15	103	88	59	90	34	11	1	0	0	0	0	0	16.3	401
22:00	25	16	53	40	35	44	26	7	0	1	0	0	0	0	16.3	222
23:00	25	6	34	19	13	22	8	5	0	0	0	0	0	0	14.8	107
Total #		302	2668	1997	2294	5427	3271	763	110	17	3	2	0	0	17.9	16854



Time View: By Hour (Total Volumes)

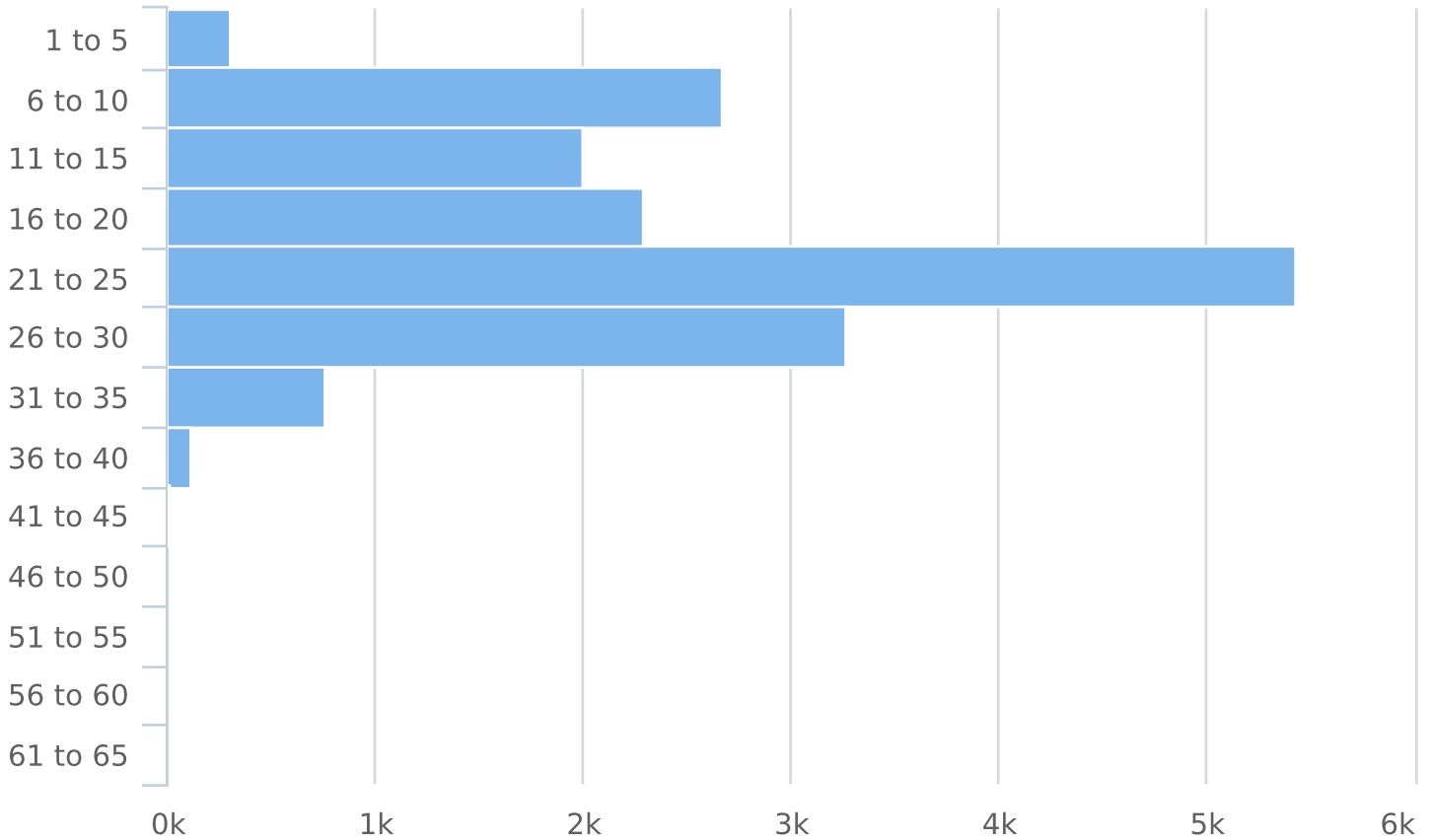
Speed Bins: Size 5, Range 1 to 65

Site: Meadowlake Drive, SB

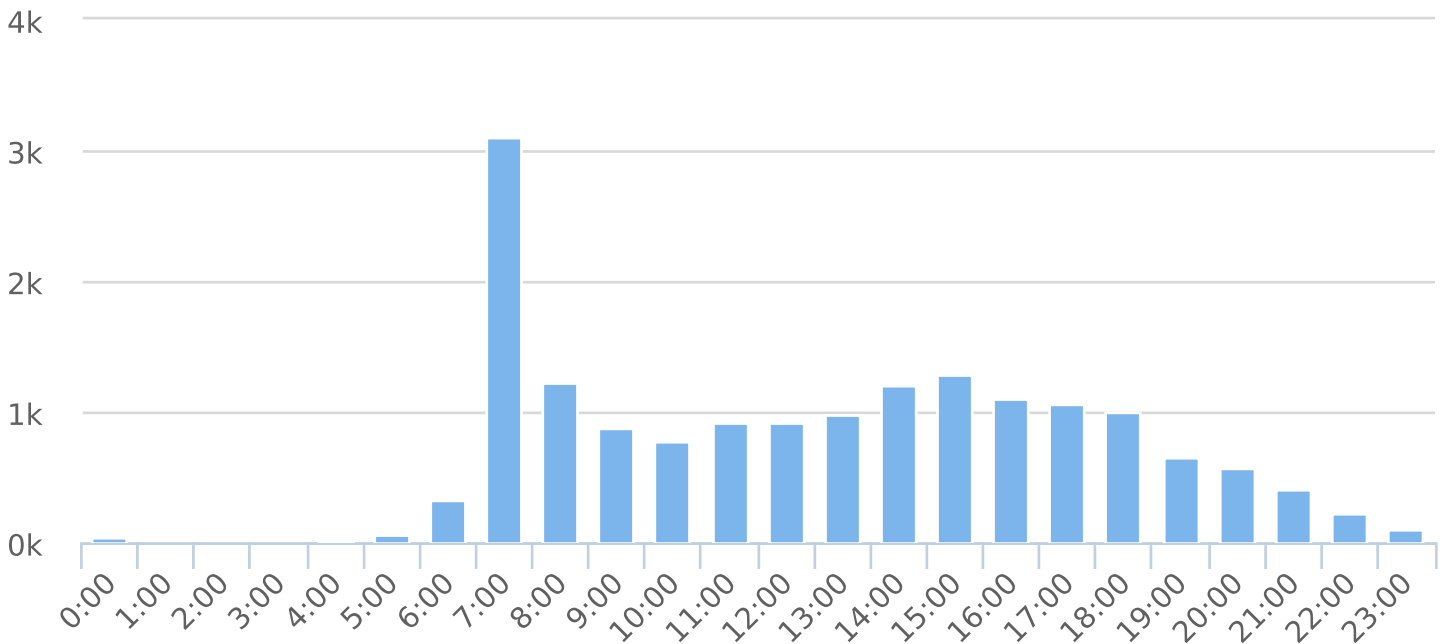
Time of Day: 0:00 to 23:59

Dates: 8/15/2018 to 9/4/2018

Total Vehicles by Speed Bin



Total Volume by Hour



Generated by Jason Dove from City of Dunwoody on Sep 5, 2018 at 11:22:11 AM



Time View: By Date (Total Volumes)
Speed Bins: Size 5, Range 1 to 65
Site: Meadowlake Drive, SB

Time of Day: 0:00 to 23:59
Dates: 8/15/2018 to 9/4/2018

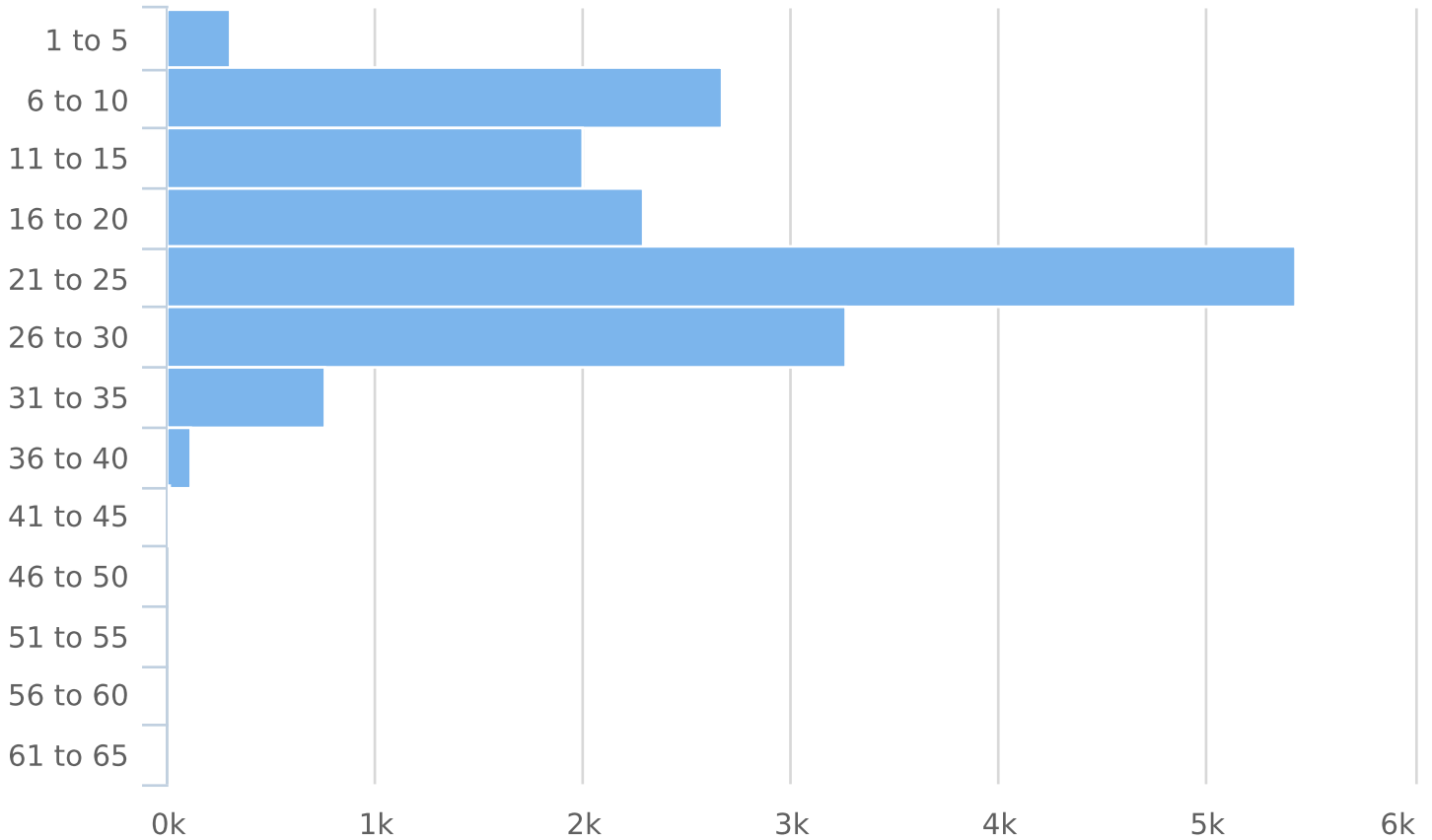
Date	Spd Lim	1 to 5	6 to 10	11 to 15	16 to 20	21 to 25	26 to 30	31 to 35	36 to 40	41 to 45	46 to 50	51 to 55	56 to 60	61 to 65	Avg Spd	Total #
8/15/2018	25	19	148	104	114	288	184	45	9	1	0	0	0	0	17.9	912
8/16/2018	25	26	149	119	183	268	116	30	3	1	0	0	0	0	16.8	895
8/17/2018	25	17	141	114	131	303	184	41	6	1	0	0	0	0	19.1	938
8/18/2018	25	10	118	92	102	148	64	21	0	0	0	1	0	0	17.2	556
8/19/2018	25	17	109	73	62	137	84	19	1	0	0	1	0	0	16.5	503
8/20/2018	25	8	129	84	94	297	181	49	10	1	0	0	0	0	19.8	853
8/21/2018	25	14	152	97	131	306	169	35	5	0	0	0	0	0	17.9	909
8/22/2018	25	15	151	99	126	297	179	40	7	1	0	0	0	0	18.0	915
8/23/2018	25	15	131	105	123	342	231	53	10	4	0	0	0	0	19.6	1014
8/24/2018	25	15	130	116	136	374	233	53	4	1	0	0	0	0	18.0	1062
8/25/2018	25	19	128	89	90	116	77	20	0	0	0	0	0	0	17.4	539
8/26/2018	25	6	120	76	75	140	66	18	0	0	0	0	0	0	16.5	501
8/27/2018	25	7	117	98	105	370	244	51	6	2	0	0	0	0	20.3	1000
8/28/2018	25	16	135	104	154	366	252	55	9	2	0	0	0	0	18.7	1093
8/29/2018	25	16	153	110	131	359	251	60	14	2	1	0	0	0	19.9	1097
8/30/2018	25	12	116	101	128	367	217	57	11	0	1	0	0	0	19.4	1010
8/31/2018	25	16	103	88	119	307	209	50	3	0	0	0	0	0	19.8	895
9/1/2018	25	8	103	86	67	113	50	6	0	0	0	0	0	0	16.9	433
9/2/2018	25	10	102	67	56	107	47	12	2	0	0	0	0	0	17.9	403
9/3/2018	25	20	105	65	60	106	52	8	1	1	0	0	0	0	17.4	418
9/4/2018	25	16	127	110	107	316	181	40	9	0	1	0	0	0	17.7	907
Total #		302	2667	1997	2294	5427	3271	763	110	17	3	2	0	0	18.2	16853



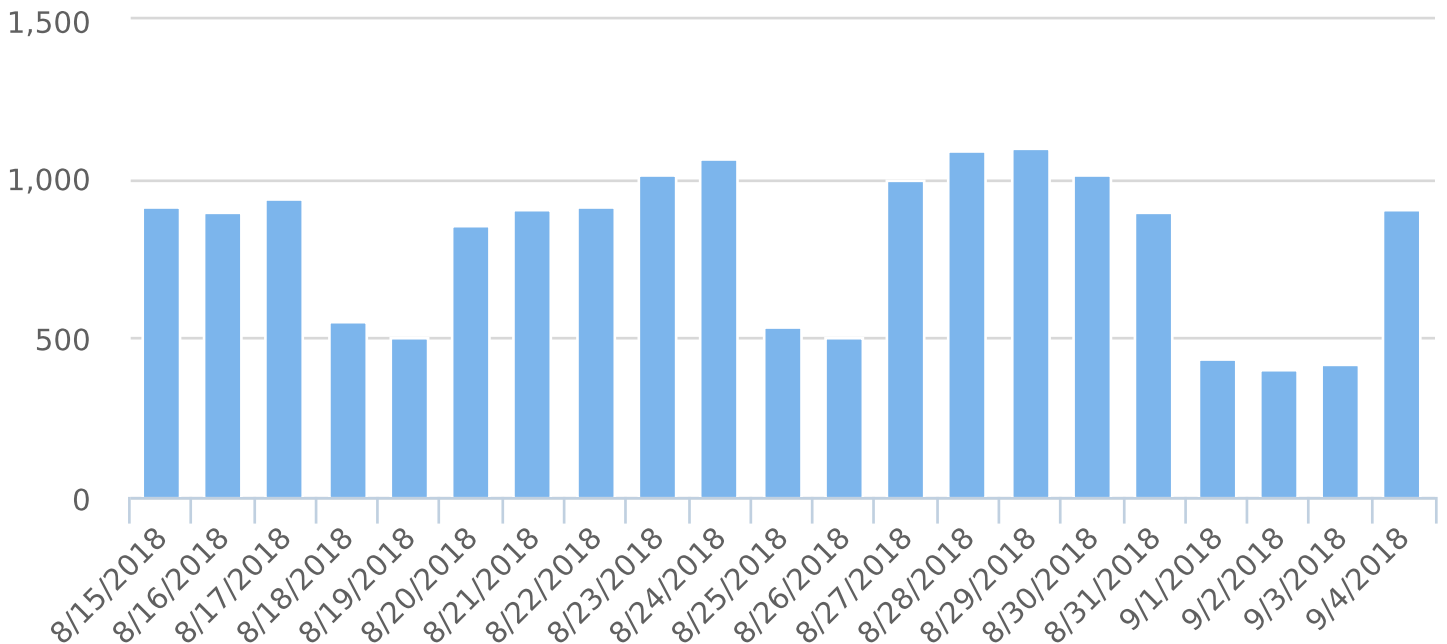
Time View: By Date (Total Volumes)
 Speed Bins: Size 5, Range 1 to 65
 Site: Meadowlake Drive, SB

Time of Day: 0:00 to 23:59
 Dates: 8/15/2018 to 9/4/2018

Total Vehicles by Speed Bin



Total Volume by Date



Generated by Jason Dove from City of Dunwoody on Sep 5, 2018 at 11:21:4 AM



Time View: By Day of Week (Avg Volumes)

Speed Bins: Size 5, Range 1 to 65

Site: Meadowlake Drive, SB

Time of Day: 0:00 to 23:59

Dates: 8/15/2018 to 9/4/2018

Day of Week	Spd Lim	1 to 5	6 to 10	11 to 15	16 to 20	21 to 25	26 to 30	31 to 35	36 to 40	41 to 45	46 to 50	51 to 55	56 to 60	61 to 65	Avg Spd	Avg #
Sun	25	11	110	72	64	128	66	16	1	0	0	0	0	0	17.0	469
Mon	25	12	117	82	86	258	159	36	6	1	0	0	0	0	19.2	757
Tue	25	15	138	104	131	329	201	43	8	1	0	0	0	0	18.1	970
Wed	25	17	151	104	124	315	205	48	10	1	0	0	0	0	18.5	975
Thu	25	18	132	108	145	326	188	47	8	2	0	0	0	0	18.6	973
Fri	25	16	125	106	129	328	209	48	4	1	0	0	0	0	19.0	965
Sat	25	12	116	89	86	126	64	16	0	0	0	0	0	0	17.2	509
Avg #		14	127	95	109	259	156	36	5	1	0	0	0	0	18.2	803



Time View: By Day of Week (Avg Volumes)

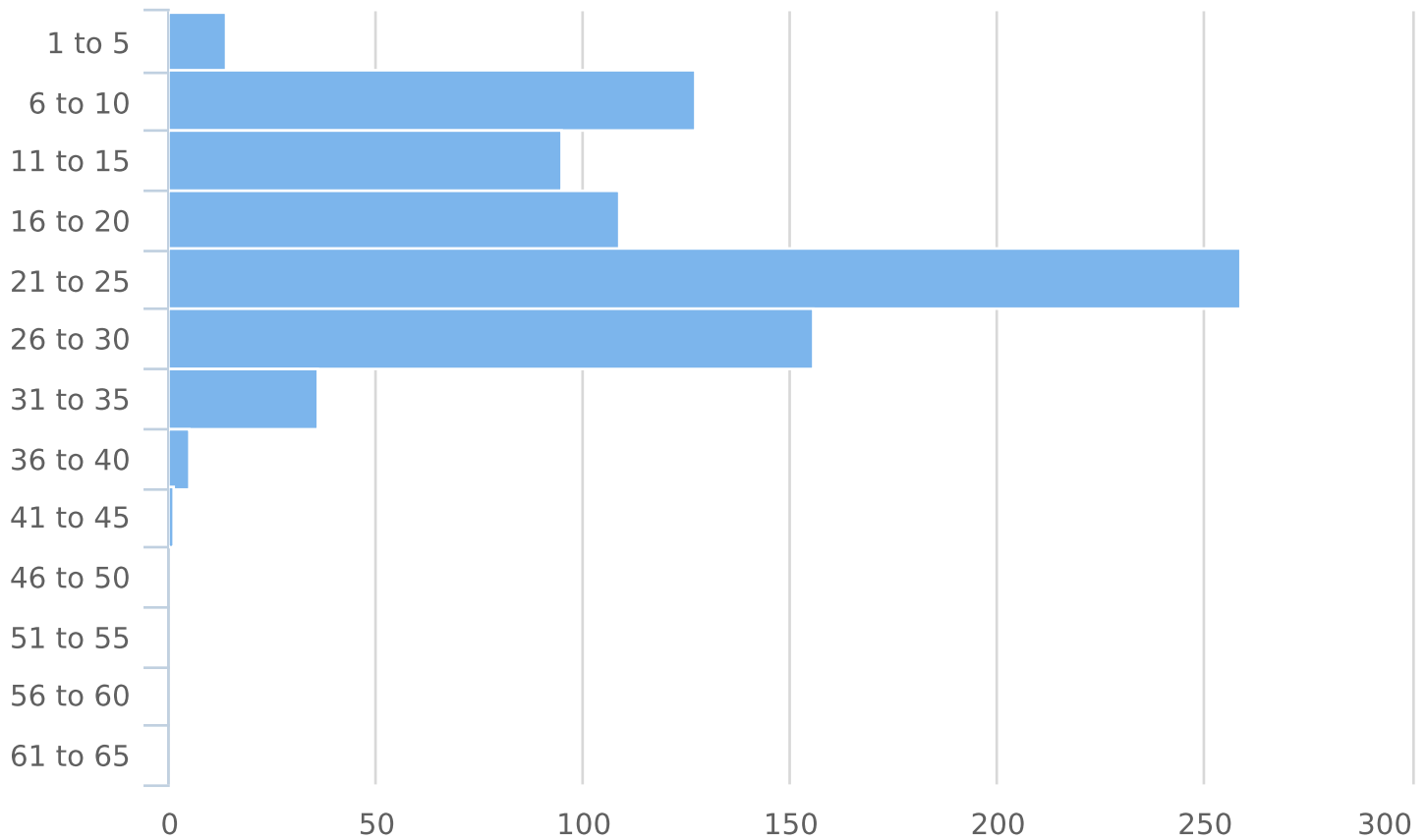
Speed Bins: Size 5, Range 1 to 65

Site: Meadowlake Drive, SB

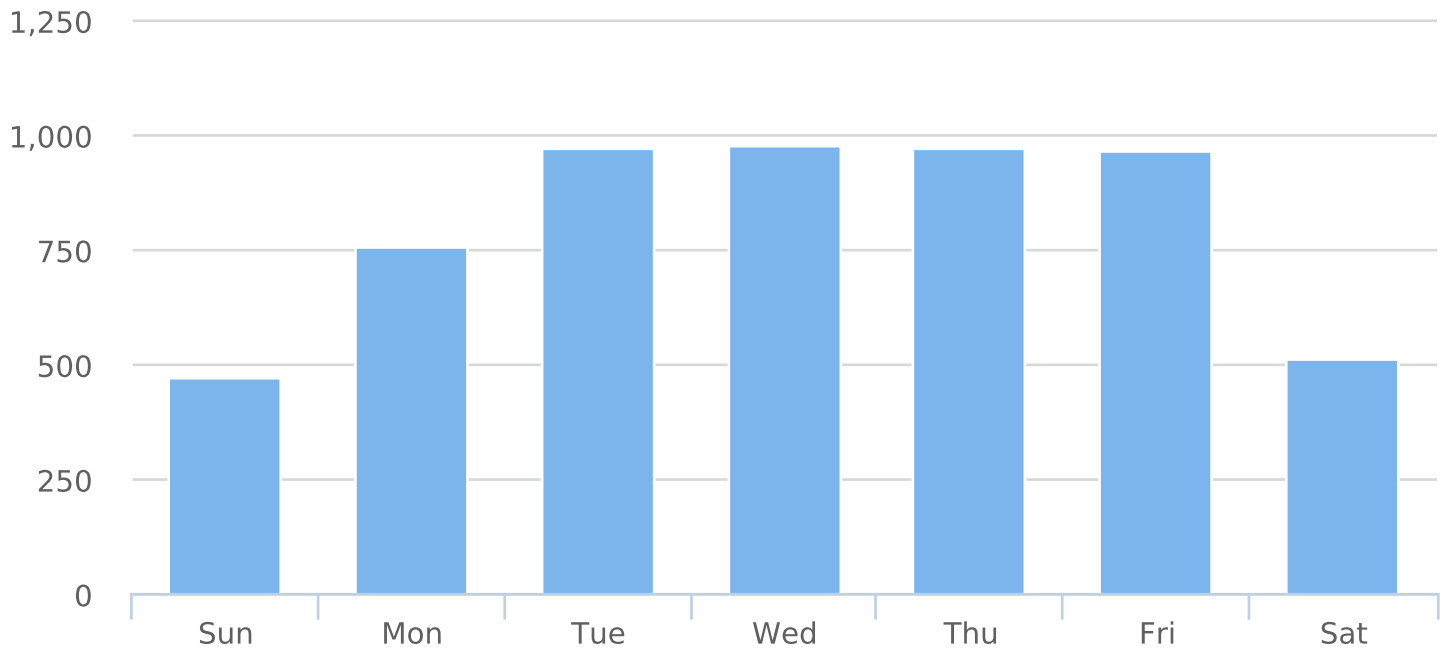
Time of Day: 0:00 to 23:59

Dates: 8/15/2018 to 9/4/2018

Average Vehicles by Speed Bin



Average Volume by Day of Week



Generated by Jason Dove from City of Dunwoody on Sep 5, 2018 at 11:18:27 AM



Time View: By Hour (Avg Volumes)
Speed Bins: Size 5, Range 1 to 65
Site: Meadowlake Drive, SB

Time of Day: 0:00 to 23:59
Dates: 8/15/2018 to 9/4/2018

Hour	Spd Lim	1 to 5	6 to 10	11 to 15	16 to 20	21 to 25	26 to 30	31 to 35	36 to 40	41 to 45	46 to 50	51 to 55	56 to 60	61 to 65	Avg Spd	Avg #
0:00	25	0	1	1	0	1	0	0	0	0	0	0	0	0	16.0	3
1:00	25	0	0	0	0	1	0	0	0	0	0	0	0	0	22.3	2
2:00	25	0	0	1	0	0	0	0	0	0	0	0	0	0	9.0	1
3:00	25	1	0	0	0	1	0	1	0	0	0	0	0	0	16.5	2
4:00	25	0	1	0	0	0	0	0	0	0	0	0	0	0	14.8	1
5:00	25	0	1	1	1	1	1	0	0	0	0	0	0	0	17.9	4
6:00	25	0	1	1	2	9	3	0	0	0	0	0	0	0	20.8	17
7:00	25	1	5	5	16	69	42	9	1	0	0	0	0	0	21.8	148
8:00	25	1	6	4	7	21	14	4	1	0	0	0	0	0	19.6	59
9:00	25	1	5	4	6	13	10	3	1	0	0	0	0	0	20.2	42
10:00	25	0	7	5	5	12	6	2	0	0	0	0	0	0	18.6	37
11:00	25	1	9	5	6	12	8	2	1	0	0	0	0	0	18.8	43
12:00	25	1	8	6	7	12	8	2	0	0	0	0	0	0	19.0	43
13:00	25	1	9	7	6	15	7	1	0	0	0	0	0	0	18.7	47
14:00	25	1	10	8	8	16	11	3	0	0	0	0	0	0	19.4	57
15:00	25	2	11	8	8	17	11	4	0	0	0	0	0	0	18.8	61
16:00	25	1	12	8	8	14	8	2	0	0	0	0	0	0	18.1	53
17:00	25	1	8	9	8	14	8	2	0	0	0	0	0	0	18.7	51
18:00	25	1	10	7	6	12	9	2	0	0	0	0	0	0	18.3	47
19:00	25	1	7	5	5	8	4	1	0	0	0	0	0	0	17.5	31
20:00	25	1	8	5	4	7	3	0	0	0	0	0	0	0	16.6	28
21:00	25	1	5	4	3	4	2	1	0	0	0	0	0	0	16.3	19
22:00	25	1	3	2	2	2	1	0	0	0	0	0	0	0	16.3	11
23:00	25	0	2	1	1	1	0	0	0	0	0	0	0	0	14.8	5
Avg #		1	5	4	5	11	7	2	0	0	0	0	0	0	17.9	34



Time View: By Hour (Avg Volumes)

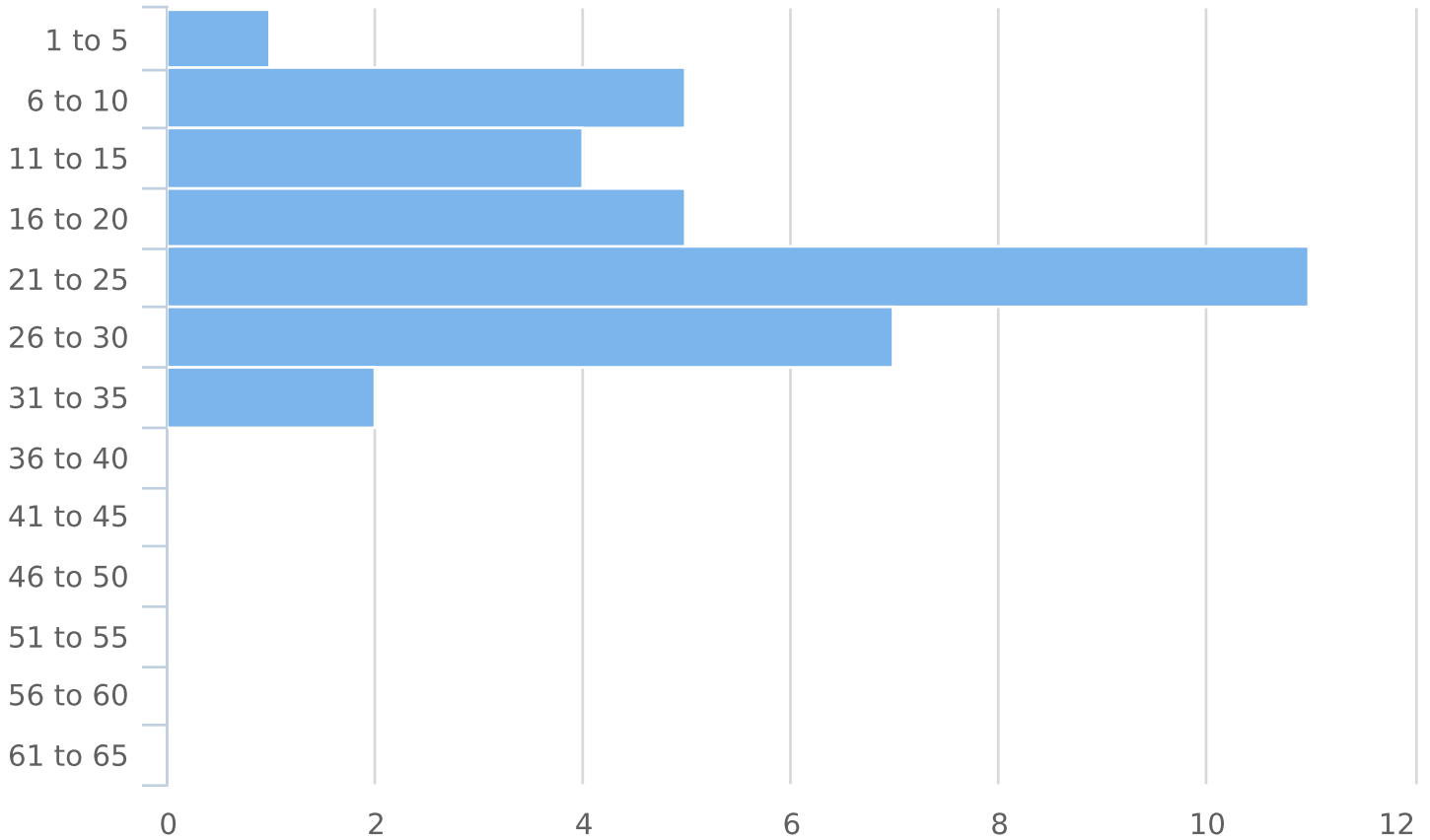
Speed Bins: Size 5, Range 1 to 65

Site: Meadowlake Drive, SB

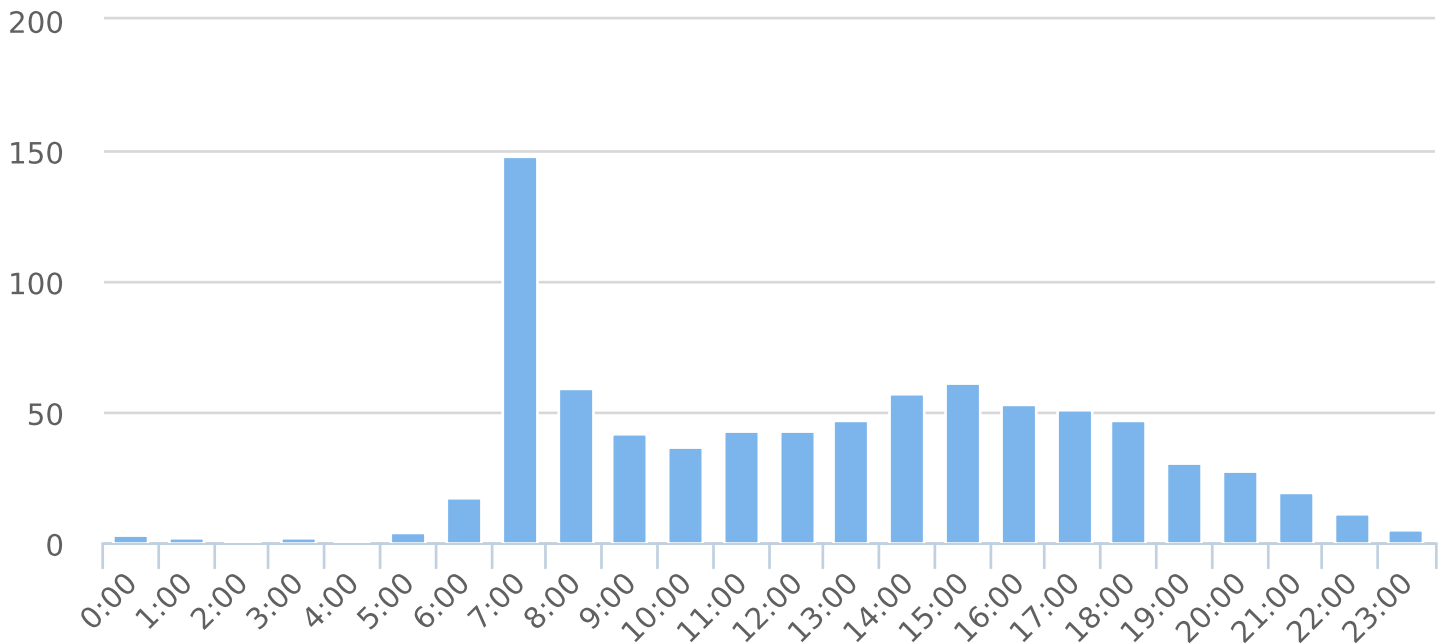
Time of Day: 0:00 to 23:59

Dates: 8/15/2018 to 9/4/2018

Average Vehicles by Speed Bin



Average Volume by Hour



Generated by Jason Dove from City of Dunwoody on Sep 5, 2018 at 11:23:21 AM



Time View: By Week (Total Volumes)
Speed Bins: Size 5, Range 1 to 65
Site: Meadowlake Drive, SB

Time of Day: 0:00 to 23:59
Dates: 8/15/2018 to 9/4/2018

Week	Spd Lim	1 to 5	6 to 10	11 to 15	16 to 20	21 to 25	26 to 30	31 to 35	36 to 40	41 to 45	46 to 50	51 to 55	56 to 60	61 to 65	Avg Spd	Total #
8/12/2018	25	72	556	429	530	1007	548	137	18	3	0	1	0	0	17.8	3301
8/19/2018	25	103	930	663	762	1869	1154	269	37	7	0	1	0	0	18.2	5795
8/26/2018	25	81	847	663	779	2022	1289	297	43	6	2	0	0	0	18.8	6029
9/2/2018	25	46	335	242	223	529	280	60	12	1	1	0	0	0	17.5	1729
Total #		302	2668	1997	2294	5427	3271	763	110	17	3	2	0	0	18.1	16854



Time View: By Week (Total Volumes)

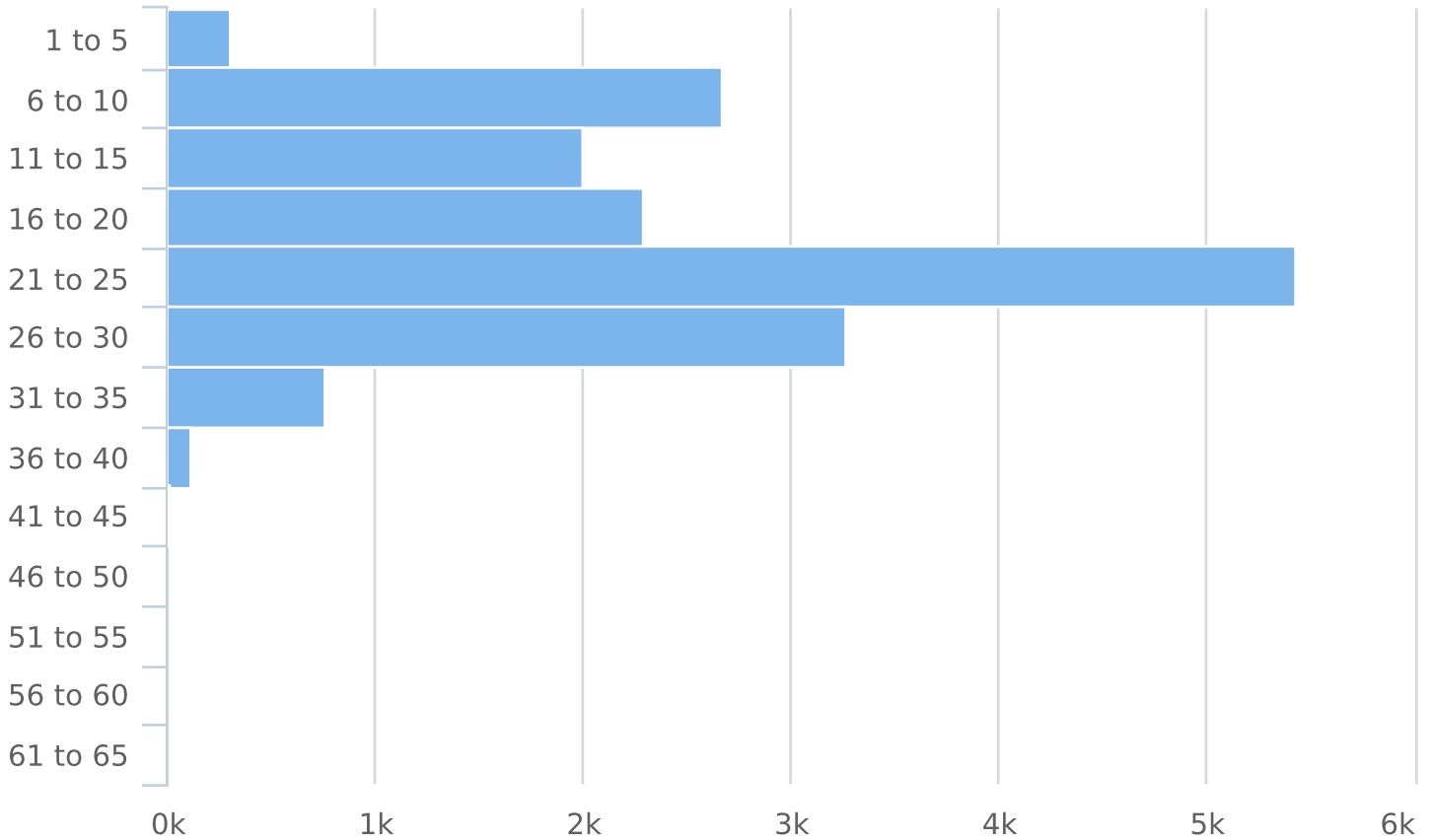
Speed Bins: Size 5, Range 1 to 65

Site: Meadowlake Drive, SB

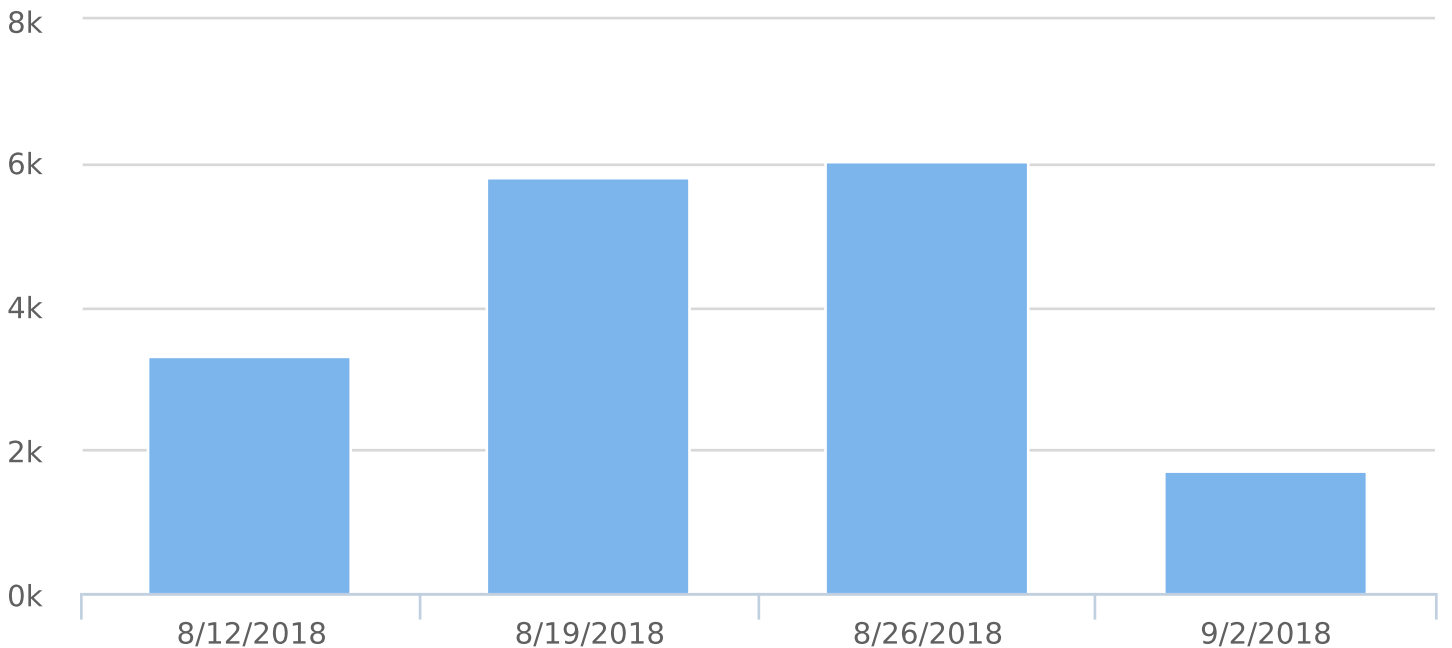
Time of Day: 0:00 to 23:59

Dates: 8/15/2018 to 9/4/2018

Total Vehicles by Speed Bin



Total Volume by Week





Generated by Jason Dove from City of Dunwoody on Sep 5, 2018 at 11:25:17 AM

Time View: By Date (Total Volumes)

Speed Bins: Size 5, Range 1 to 65

Site: Meadowlake Drive, SB

Time of Day: 0:00 to 23:59

Dates: 8/15/2018 to 9/4/2018

Date	00:00	01:00	02:00	03:00	04:00	05:00	06:00	07:00	08:00	09:00	10:00	11:00	12:00	13:00	14:00	15:00	16:00	17:00	18:00	19:00	20:00	21:00	22:00	23:00	Total
8/15/2018	3	0	0	0	1	2	19	207	77	40	36	26	43	51	63	61	50	54	56	37	38	37	9	2	912
8/16/2018	0	0	2	0	1	0	21	192	78	49	32	37	57	48	63	61	62	61	52	31	20	17	8	3	895
8/17/2018	3	0	0	0	1	9	24	211	94	31	21	52	46	39	80	70	42	42	56	36	41	29	5	6	938
8/18/2018	5	0	0	0	0	2	4	7	6	21	37	55	44	55	37	47	41	28	52	33	31	22	15	14	556
8/19/2018	5	0	0	1	0	2	1	2	5	24	28	48	36	51	42	45	44	48	47	17	42	10	4	1	503
8/20/2018	0	0	0	2	0	7	21	207	88	29	21	37	34	43	60	56	52	54	47	26	32	26	10	1	853
8/21/2018	0	0	0	0	2	0	16	210	84	33	49	36	32	36	68	57	54	46	73	48	35	15	13	2	909
8/22/2018	0	2	1	0	1	2	23	229	70	30	25	29	26	54	74	58	68	51	58	44	30	23	12	5	915
8/23/2018	3	1	0	0	2	5	26	218	128	50	27	36	32	56	64	67	68	82	51	32	32	20	9	5	1014
8/24/2018	1	0	0	0	1	6	25	249	55	70	57	47	74	85	72	72	55	50	41	29	33	8	19	13	1062
8/25/2018	1	0	1	0	0	2	6	13	18	37	34	61	49	43	32	33	42	51	43	15	12	23	9	14	539
8/26/2018	2	0	0	0	0	0	2	6	4	17	29	42	40	47	54	44	42	46	47	29	32	9	7	2	501
8/27/2018	1	0	0	0	0	7	24	216	102	79	36	38	42	54	65	85	56	68	45	36	16	21	7	2	1000
8/28/2018	0	4	0	0	2	0	34	232	75	71	88	75	42	44	76	79	64	62	58	34	22	16	12	3	1093
8/29/2018	0	0	0	0	1	0	19	217	105	66	57	70	56	46	79	92	70	59	43	32	28	35	18	4	1097
8/30/2018	0	0	0	0	1	2	24	235	72	74	44	59	49	37	54	64	66	66	36	49	28	32	14	4	1010
8/31/2018	0	0	0	0	3	7	20	231	54	71	37	30	53	47	48	74	46	48	38	26	26	10	16	10	895
9/1/2018	3	0	0	0	0	3	4	5	10	23	27	23	32	29	34	44	45	32	31	30	19	19	10	10	433
9/2/2018	4	2	0	0	2	0	2	10	7	9	27	31	38	41	30	41	22	41	39	24	18	8	6	1	403
9/3/2018	2	0	0	0	1	0	0	3	10	11	27	41	42	33	28	35	58	33	32	22	23	11	4	2	418
9/4/2018	3	0	0	0	1	3	18	209	87	38	31	38	44	42	76	93	57	47	47	22	23	10	15	3	907



Generated by Jason Dove from City of Dunwoody on Sep 5, 2018 at 11:25:17 AM

Time View: By Date (Total Volumes)

Speed Bins: Size 5, Range 1 to 65

Site: Meadowlake Drive, SB

Time of Day: 0:00 to 23:59

Dates: 8/15/2018 to 9/4/2018

Total #	36	9	4	3	20	59	333	3109	1229	873	770	911	911	981	1199	1278	1104	1069	992	652	581	401	222	107	16853
---------	----	---	---	---	----	----	-----	------	------	-----	-----	-----	-----	-----	------	------	------	------	-----	-----	-----	-----	-----	-----	-------



Generated by Jason Dove from City of Dunwoody on Sep 5, 2018 at 11:25:17 AM

Time View: By Date (Total Volumes)

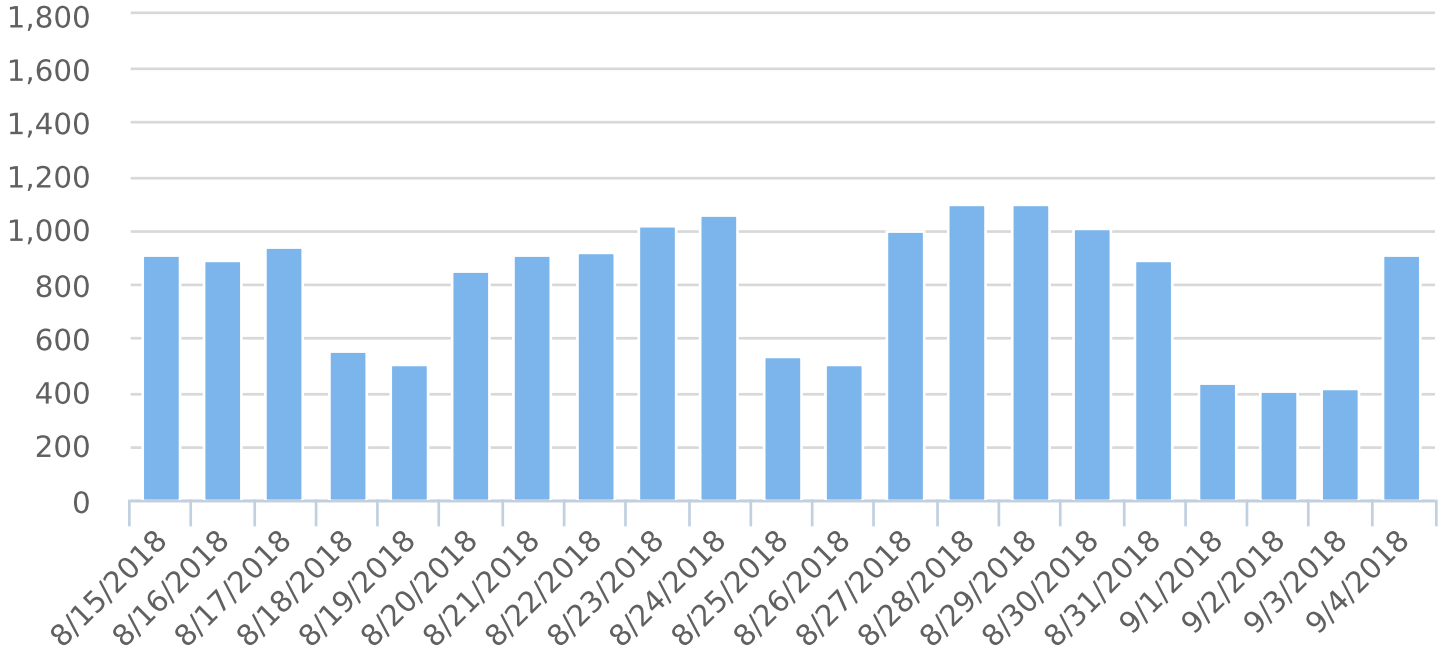
Speed Bins: Size 5, Range 1 to 65

Site: Meadowlake Drive, SB

Time of Day: 0:00 to 23:59

Dates: 8/15/2018 to 9/4/2018

Volume by Date





Generated by Jason Dove from City of Dunwoody on Sep 5, 2018 at 11:24:24 AM

Time View: By Day of Week (Avg Volumes)

Speed Bins: Size 5, Range 1 to 65

Site: Meadowlake Drive, SB

Time of Day: 0:00 to 23:59

Dates: 8/15/2018 to 9/4/2018

Day of Week	00:00	01:00	02:00	03:00	04:00	05:00	06:00	07:00	08:00	09:00	10:00	11:00	12:00	13:00	14:00	15:00	16:00	17:00	18:00	19:00	20:00	21:00	22:00	23:00	Total
Sun	4	1	0	0	1	1	2	6	5	17	28	40	38	46	42	43	36	45	44	23	31	9	6	1	469
Mon	1	0	0	1	0	5	15	142	67	40	28	39	39	43	51	59	55	52	41	28	24	19	7	2	757
Tue	1	1	0	0	2	1	23	217	82	47	56	50	39	41	73	76	58	52	59	35	27	14	13	3	970
Wed	1	1	0	0	1	1	20	218	84	45	39	42	42	50	72	70	63	55	52	38	32	32	13	4	975
Thu	1	0	1	0	1	2	24	215	93	58	34	44	46	47	60	64	65	70	46	37	27	23	10	4	973
Fri	1	0	0	0	2	7	23	230	68	57	38	43	58	57	67	72	48	47	45	30	33	16	13	10	965
Sat	3	0	0	0	0	2	5	8	11	27	33	46	42	42	34	41	43	37	42	26	21	21	11	13	509
Avg #	2	0	0	0	1	3	16	148	59	42	37	43	43	47	57	61	53	51	47	31	28	19	10	5	803

Generated by Jason Dove from City of Dunwoody on Sep 5, 2018 at 11:24:24 AM



Time View: By Day of Week (Avg Volumes)

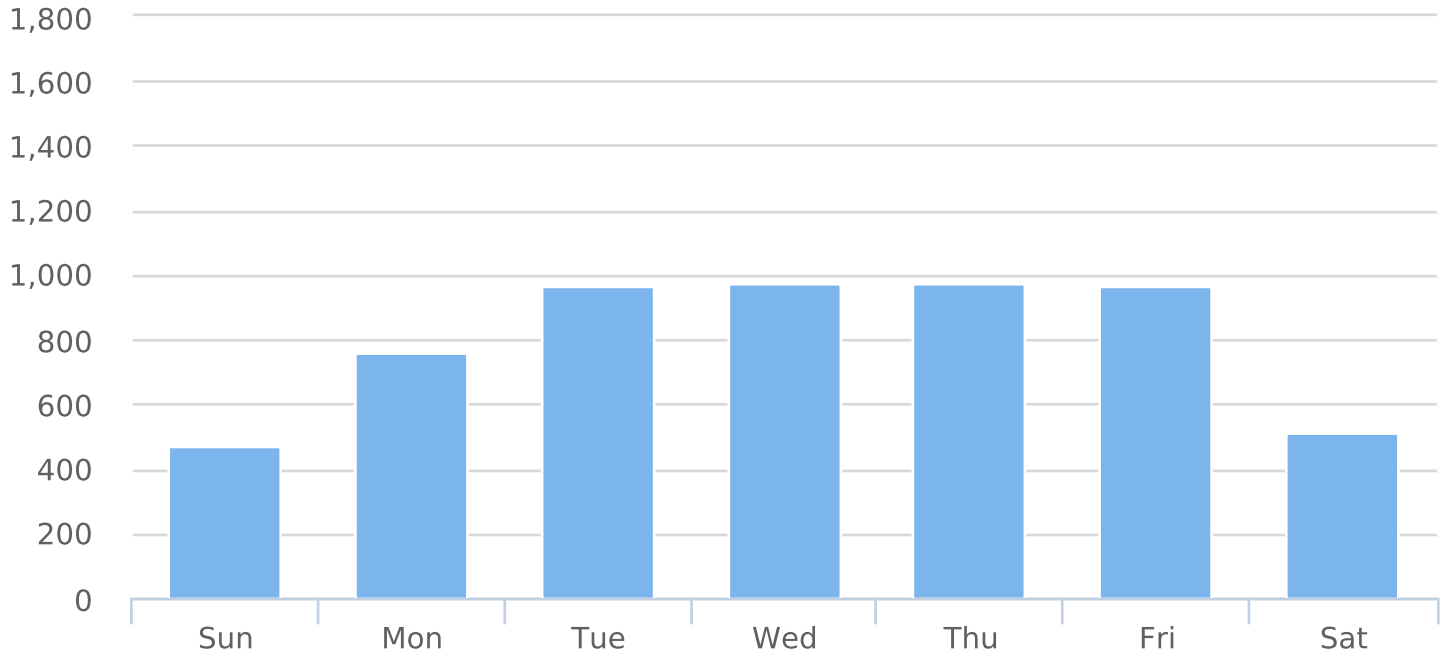
Speed Bins: Size 5, Range 1 to 65

Site: Meadowlake Drive, SB

Time of Day: 0:00 to 23:59

Dates: 8/15/2018 to 9/4/2018

Volume by Day





Generated by Jason Dove from City of Dunwoody on Sep 5, 2018 at 11:26:24 AM

Time View: By Week (Total Volumes)

Speed Bins: Size 5, Range 1 to 65

Site: Meadowlake Drive, SB

Time of Day: 0:00 to 23:59

Dates: 8/15/2018 to 9/4/2018

Week	00:00	01:00	02:00	03:00	04:00	05:00	06:00	07:00	08:00	09:00	10:00	11:00	12:00	13:00	14:00	15:00	16:00	17:00	18:00	19:00	20:00	21:00	22:00	23:00	Total
8/12/2018	11	0	2	0	3	13	68	617	255	141	126	170	190	193	243	239	195	185	216	137	130	105	37	25	3301
8/19/2018	10	3	2	3	6	24	118	1128	448	273	241	294	283	368	412	388	383	382	360	211	216	125	76	41	5795
8/26/2018	6	4	0	0	7	19	127	1142	422	401	318	337	314	304	410	482	389	381	298	236	171	142	84	35	6029
9/2/2018	9	2	0	0	4	3	20	222	104	58	85	110	124	116	134	169	137	121	118	68	64	29	25	6	1728
Total #	36	9	4	3	20	59	333	3109	1229	873	770	911	911	981	1199	1278	1104	1069	992	652	581	401	222	107	16853

Generated by Jason Dove from City of Dunwoody on Sep 5, 2018 at 11:26:24 AM



Time View: By Week (Total Volumes)

Speed Bins: Size 5, Range 1 to 65

Site: Meadowlake Drive, SB

Time of Day: 0:00 to 23:59

Dates: 8/15/2018 to 9/4/2018

Volume by Week

