



Generated by Jason Dove from City of Dunwoody on Aug 10, 2018 at 2:20:25 PM

Time of Day: 0:00 to 23:59
Dates: 7/31/2018 to 8/9/2018

Site: Roberts Drive at Austin Elem
School, EB

Overall Summary

Total Days of Data: 10
Speed Limit: 35
Average Speed: 32.07
50th Percentile Speed: 33.3
85th Percentile Speed: 37.99
Pace Speed Range: 29.0-39.0

Minimum Speed: 5.0
Maximum Speed: 71.0
Display Status: Speed Display
Average Volume per Day: 4818.6
Total Volume: 48186.0

Generated by Jason Dove from City of Dunwoody on Aug 10, 2018 at 2:25:52 PM



Time View: By Date (Total Volumes)

Speed Bins: Size 5, Range 1 to 65

Site: Roberts Drive at Austin Elem School,
EB

Time of Day: 0:00 to 23:59

Dates: 7/31/2018 to 8/9/2018

Date	Spd Lim	1 to 5	6 to 10	11 to 15	16 to 20	21 to 25	26 to 30	31 to 35	36 to 40	41 to 45	46 to 50	51 to 55	56 to 60	61 to 65	Avg Spd	Total #
7/31/2018	35	24	137	99	63	154	741	2015	1298	204	12	2	0	0	32.5	4749
8/1/2018	35	20	142	117	101	205	791	1997	1308	205	15	0	0	0	32.0	4901
8/2/2018	35	16	176	154	180	325	1061	1924	1255	217	20	3	0	0	31.9	5331
8/3/2018	35	15	104	102	100	176	766	1908	1499	289	27	1	2	0	33.0	4989
8/4/2018	35	23	159	129	78	130	503	1520	1421	300	21	2	0	0	33.0	4286
8/5/2018	35	19	139	92	83	115	358	1334	1249	298	37	6	1	1	33.5	3732
8/6/2018	35	47	247	197	229	360	820	1623	1149	227	14	1	0	0	31.0	4914
8/7/2018	35	54	269	186	186	317	806	1669	1295	242	30	3	0	0	31.3	5057
8/8/2018	35	46	250	184	186	378	818	1728	1221	227	25	3	0	0	31.0	5066
8/9/2018	35	41	240	198	223	364	935	1765	1160	196	22	2	1	0	31.6	5147
Total #		305	1863	1458	1429	2524	7599	17483	12855	2405	223	23	4	1	32.1	48172



Time View: By Date (Total Volumes)

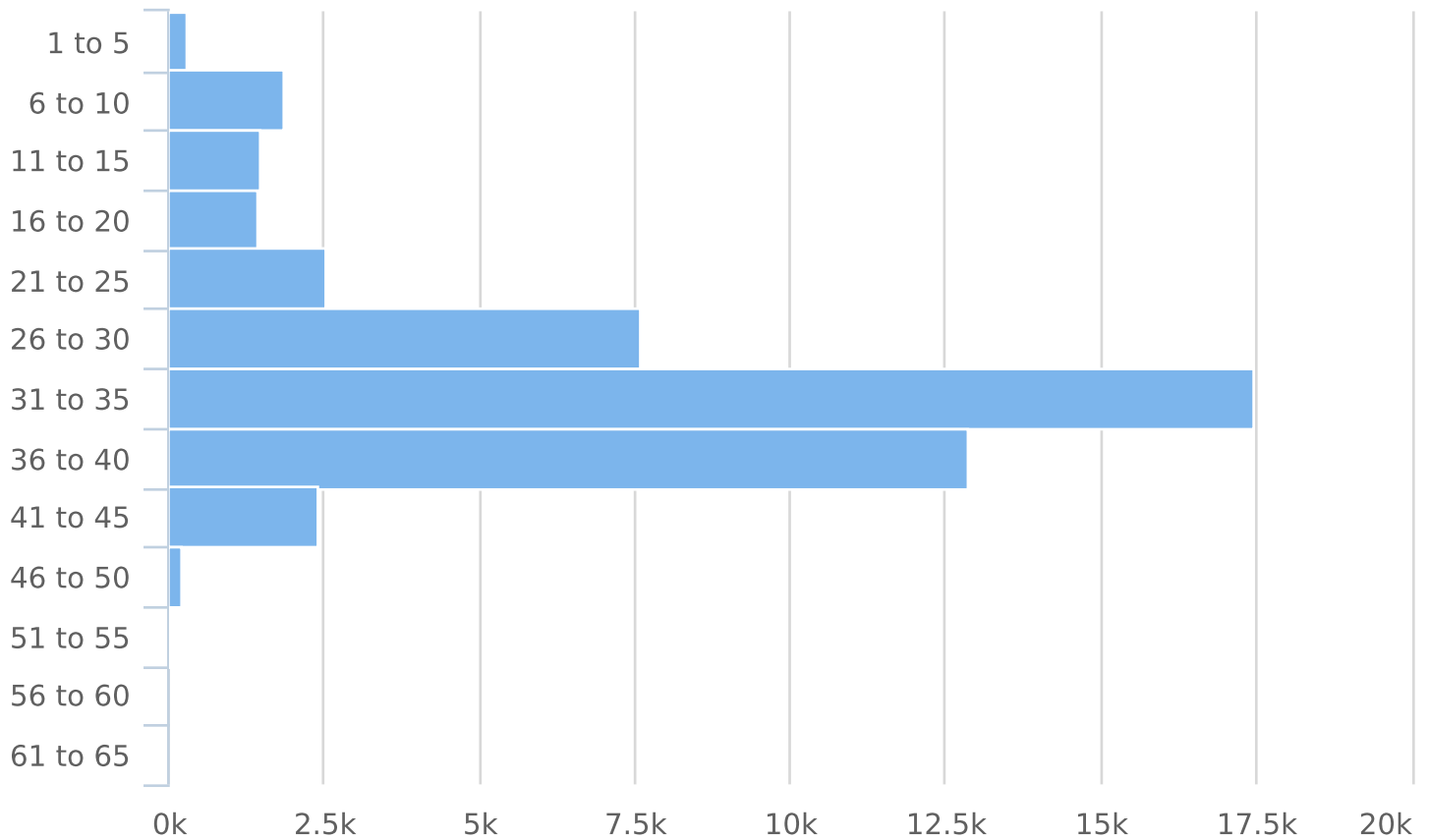
Speed Bins: Size 5, Range 1 to 65

Site: Roberts Drive at Austin Elem School, EB

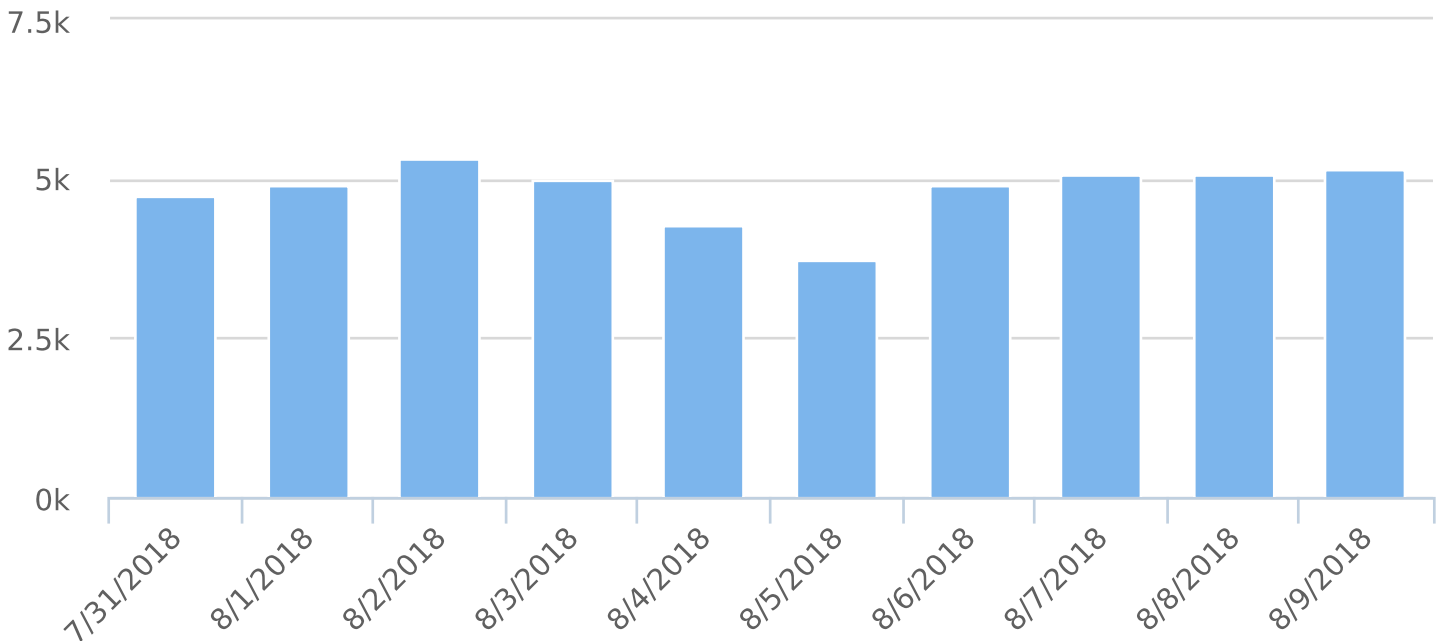
Time of Day: 0:00 to 23:59

Dates: 7/31/2018 to 8/9/2018

Total Vehicles by Speed Bin



Total Volume by Date



Generated by Jason Dove from City of Dunwoody on Aug 10, 2018 at 2:24:15 PM



Time View: By Hour (Total Volumes)

Speed Bins: Size 5, Range 1 to 65

Site: Roberts Drive at Austin Elem School,
EB

Time of Day: 0:00 to 23:59

Dates: 7/31/2018 to 8/9/2018

Hour	Spd Lim	1 to 5	6 to 10	11 to 15	16 to 20	21 to 25	26 to 30	31 to 35	36 to 40	41 to 45	46 to 50	51 to 55	56 to 60	61 to 65	Avg Spd	Total #
0:00	35	2	6	9	7	10	19	98	78	25	5	0	0	0	32.5	259
1:00	35	1	3	3	2	3	9	42	39	15	5	0	0	0	35.0	122
2:00	35	0	0	3	2	1	8	20	26	8	1	1	0	0	34.5	70
3:00	35	0	1	5	1	0	4	17	17	3	1	1	0	0	33.5	50
4:00	35	0	1	3	2	1	5	23	19	6	2	0	0	0	34.2	62
5:00	35	5	22	11	6	8	26	70	56	20	5	0	0	0	30.9	229
6:00	35	5	45	18	11	18	172	314	215	46	8	0	0	0	31.8	852
7:00	35	87	307	179	185	297	445	437	231	29	3	0	0	0	25.5	2200
8:00	35	20	91	70	53	130	468	970	529	94	9	2	0	0	31.1	2436
9:00	35	19	101	50	76	122	390	927	661	126	5	0	0	0	31.5	2477
10:00	35	13	130	83	95	131	435	940	732	135	13	0	0	0	31.4	2707
11:00	35	11	97	82	73	104	398	1097	839	153	9	2	1	0	32.3	2866
12:00	35	11	86	62	69	97	429	1184	978	186	19	2	1	0	32.8	3124
13:00	35	8	87	59	80	128	514	1219	1042	180	10	2	0	0	32.5	3329
14:00	35	45	228	210	234	490	758	832	542	127	10	0	0	0	27.8	3476
15:00	35	8	91	77	82	184	647	1363	978	180	16	4	0	0	32.0	3630
16:00	35	16	117	111	107	227	666	1577	1134	204	20	0	0	0	32.0	4179
17:00	35	14	138	141	140	239	603	1557	1173	186	13	0	0	0	31.7	4204
18:00	35	5	67	74	51	112	491	1451	1160	231	16	2	0	0	33.4	3660
19:00	35	10	73	59	40	90	379	1180	956	160	17	1	0	0	33.0	2965
20:00	35	6	93	74	49	70	334	923	602	98	9	0	0	0	31.7	2258
21:00	35	12	40	40	41	36	224	698	439	80	13	2	0	1	32.3	1626
22:00	35	4	24	20	12	12	112	352	261	71	8	2	1	0	33.5	879
23:00	35	3	15	16	13	14	64	196	152	44	6	2	1	0	32.8	526
Total #		305	1863	1459	1431	2524	7600	17487	12859	2407	223	23	4	1	32.1	48186



Time View: By Hour (Total Volumes)

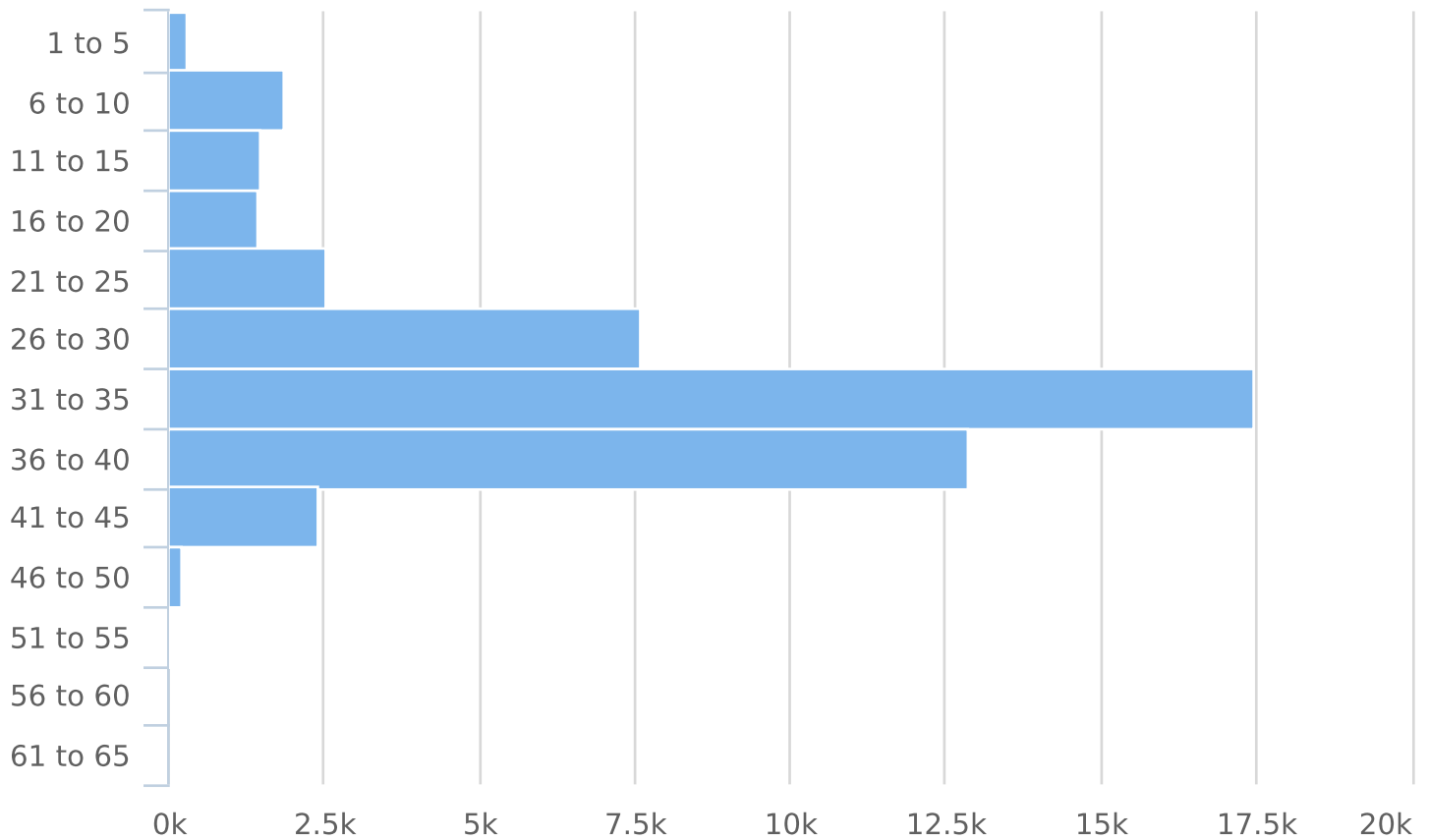
Speed Bins: Size 5, Range 1 to 65

Site: Roberts Drive at Austin Elem School, EB

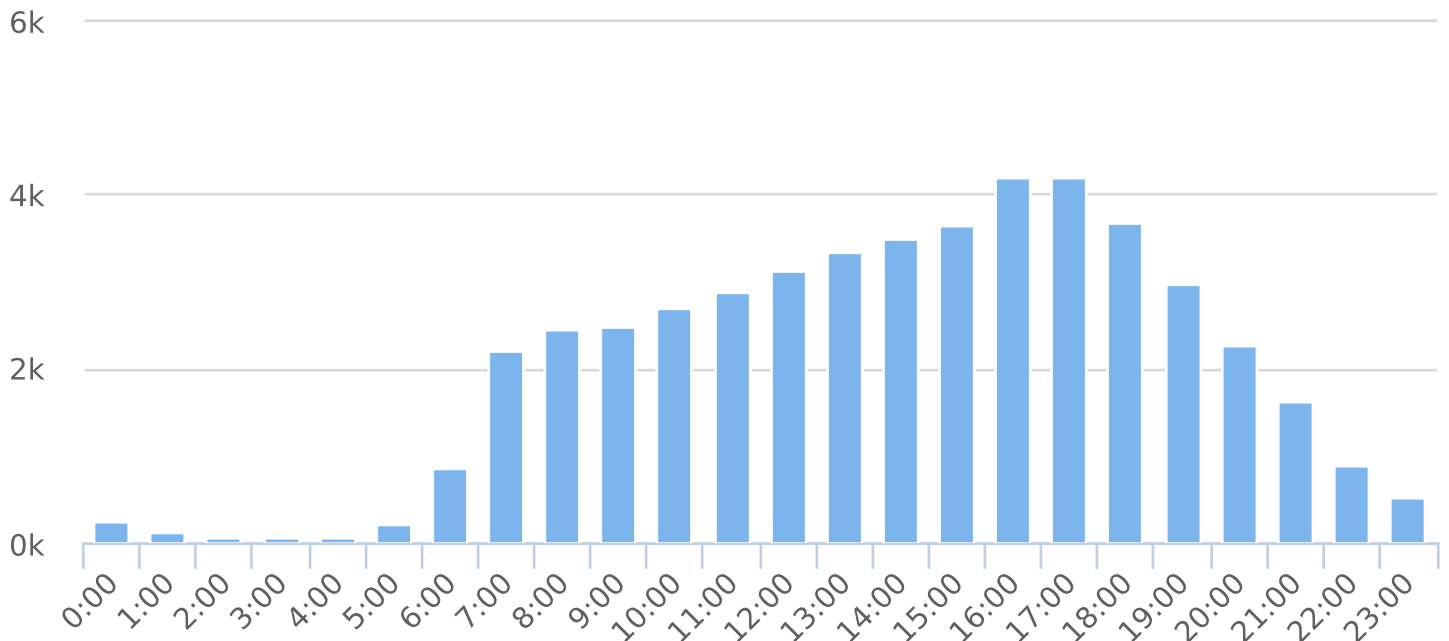
Time of Day: 0:00 to 23:59

Dates: 7/31/2018 to 8/9/2018

Total Vehicles by Speed Bin



Total Volume by Hour



Generated by Jason Dove from City of Dunwoody on Aug 10, 2018 at 2:23:18 PM



Time View: By Hour (Avg Volumes)

Speed Bins: Size 5, Range 1 to 65

Site: Roberts Drive at Austin Elem School,
EB

Time of Day: 0:00 to 23:59

Dates: 7/31/2018 to 8/9/2018

Hour	Spd Lim	1 to 5	6 to 10	11 to 15	16 to 20	21 to 25	26 to 30	31 to 35	36 to 40	41 to 45	46 to 50	51 to 55	56 to 60	61 to 65	Avg Spd	Avg #
0:00	35	0	1	1	1	1	2	9	7	2	0	0	0	0	32.5	24
1:00	35	0	0	0	0	0	1	4	4	2	1	0	0	0	35.0	12
2:00	35	0	0	0	0	0	1	2	3	1	0	0	0	0	34.5	7
3:00	35	0	0	1	0	0	0	2	2	0	0	0	0	0	33.5	5
4:00	35	0	0	0	0	0	1	2	2	1	0	0	0	0	34.2	6
5:00	35	1	2	1	1	1	3	7	6	2	1	0	0	0	30.9	23
6:00	35	1	5	2	1	2	17	31	22	5	1	0	0	0	31.8	85
7:00	35	9	31	18	19	30	45	44	23	3	0	0	0	0	25.5	220
8:00	35	2	9	7	5	13	47	97	53	9	1	0	0	0	31.1	244
9:00	35	2	10	5	8	12	39	93	66	13	1	0	0	0	31.5	248
10:00	35	1	13	8	10	13	44	94	73	14	1	0	0	0	31.4	271
11:00	35	1	10	8	7	10	40	110	84	15	1	0	0	0	32.3	287
12:00	35	1	9	6	7	10	43	118	98	19	2	0	0	0	32.8	312
13:00	35	1	9	6	8	13	51	122	104	18	1	0	0	0	32.5	333
14:00	35	5	23	21	23	49	76	83	54	13	1	0	0	0	27.8	348
15:00	35	1	9	8	8	18	65	136	98	18	2	0	0	0	32.0	363
16:00	35	2	12	11	11	23	67	158	113	20	2	0	0	0	32.0	418
17:00	35	1	14	14	14	24	60	156	117	19	1	0	0	0	31.7	420
18:00	35	1	7	7	5	11	49	145	116	23	2	0	0	0	33.4	366
19:00	35	1	7	6	4	9	38	118	96	16	2	0	0	0	33.0	297
20:00	35	1	9	7	5	7	33	92	60	10	1	0	0	0	31.7	226
21:00	35	1	4	4	4	4	22	70	44	8	1	0	0	0	32.3	163
22:00	35	0	2	2	1	1	11	35	26	7	1	0	0	0	33.5	88
23:00	35	0	2	2	1	1	6	20	15	4	1	0	0	0	32.8	53
Avg #		1	8	6	6	11	32	73	54	10	1	0	0	0	32.1	201



Time View: By Hour (Avg Volumes)

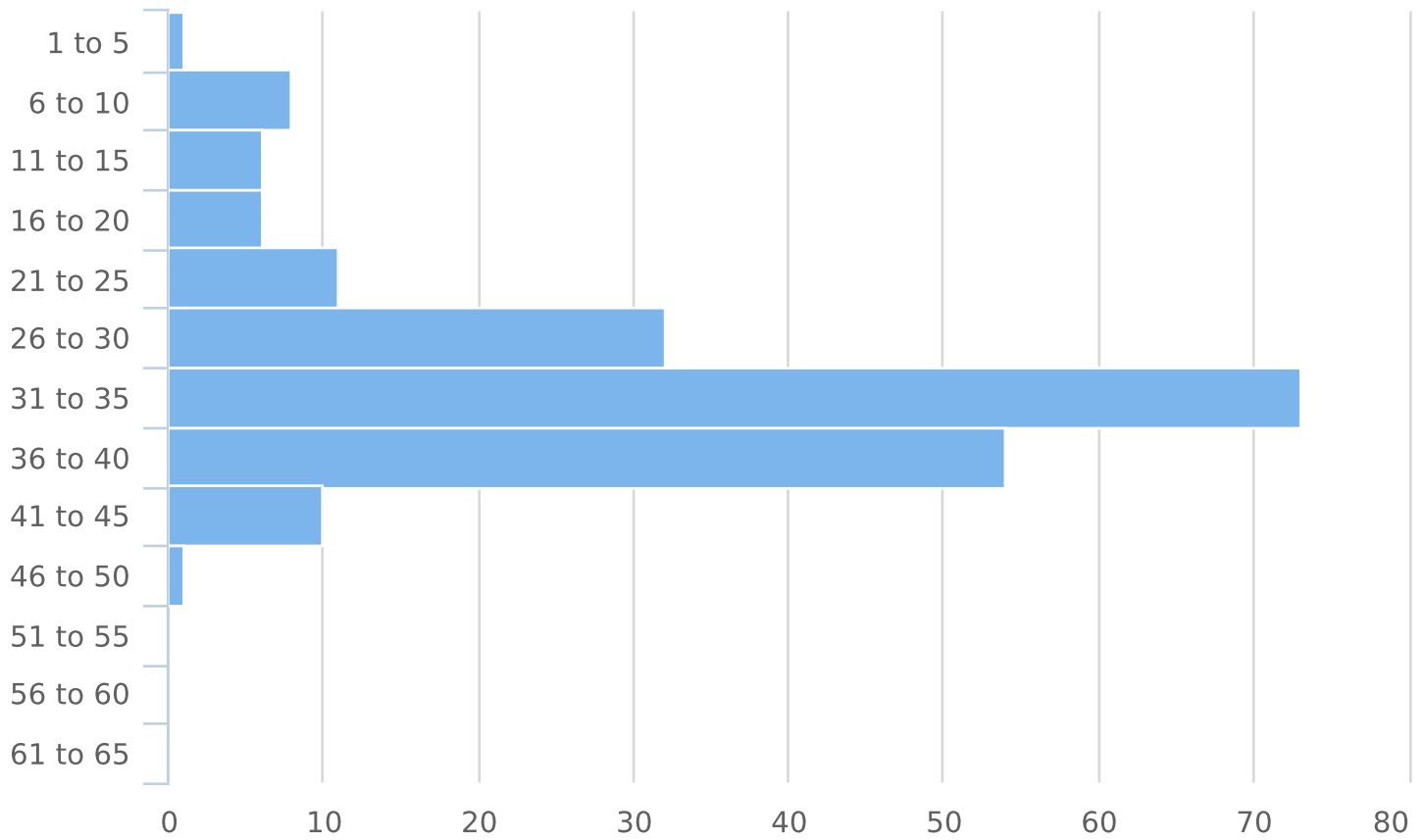
Speed Bins: Size 5, Range 1 to 65

Site: Roberts Drive at Austin Elem School, EB

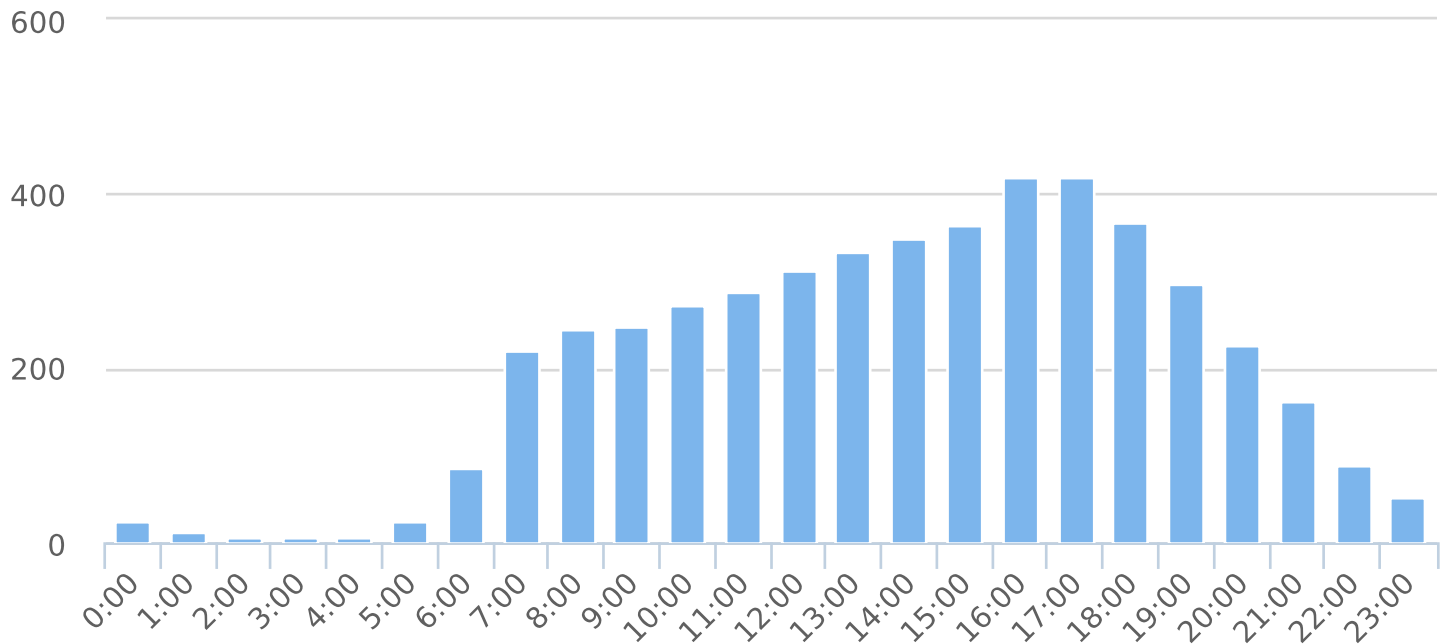
Time of Day: 0:00 to 23:59

Dates: 7/31/2018 to 8/9/2018

Average Vehicles by Speed Bin



Average Volume by Hour



Generated by Jason Dove from City of Dunwoody on Aug 10, 2018 at 2:25:6 PM



Time View: By Day of Week (Avg Volumes)

Speed Bins: Size 5, Range 1 to 65

Site: Roberts Drive at Austin Elem School,
EB

Time of Day: 0:00 to 23:59

Dates: 7/31/2018 to 8/9/2018

Day of Week	Spd Lim	1 to 5	6 to 10	11 to 15	16 to 20	21 to 25	26 to 30	31 to 35	36 to 40	41 to 45	46 to 50	51 to 55	56 to 60	61 to 65	Avg Spd	Avg #
Sun	35	19	139	92	83	115	358	1334	1249	298	37	6	1	1	33.5	3732
Mon	35	47	247	197	229	360	820	1623	1149	227	14	1	0	0	31.0	4914
Tue	35	39	203	143	125	236	774	1842	1297	223	21	3	0	0	31.9	4903
Wed	35	33	196	151	144	292	805	1863	1265	216	20	2	0	0	31.5	4984
Thu	35	29	208	176	202	345	998	1845	1208	207	21	3	1	0	31.8	5239
Fri	35	15	104	102	100	176	766	1908	1499	289	27	1	2	0	33.0	4989
Sat	35	23	159	129	78	130	503	1520	1421	300	21	2	0	0	33.0	4286
Avg #		29	179	141	137	236	718	1705	1298	251	23	3	1	0	32.2	4721



Time View: By Day of Week (Avg Volumes)

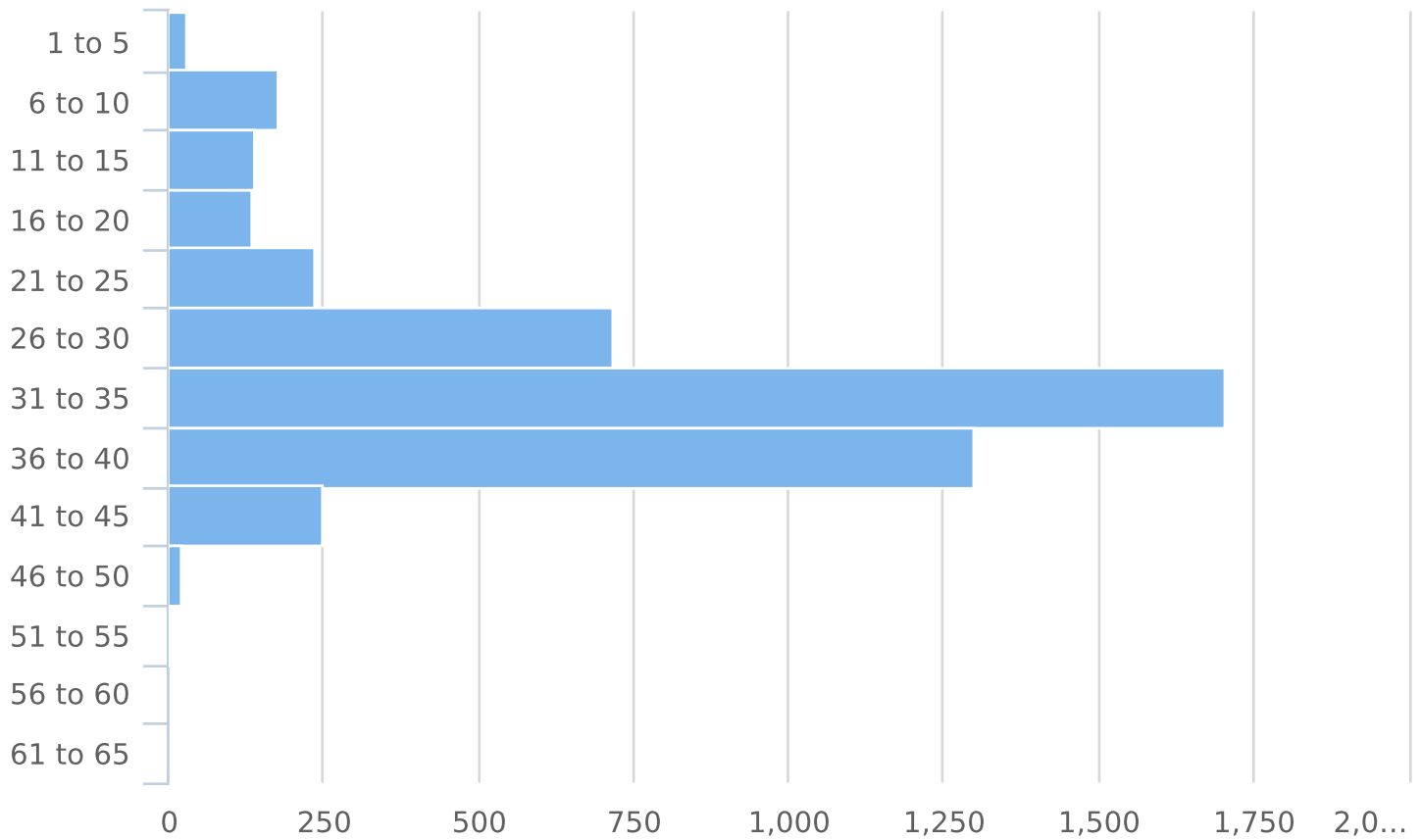
Speed Bins: Size 5, Range 1 to 65

Site: Roberts Drive at Austin Elem School, EB

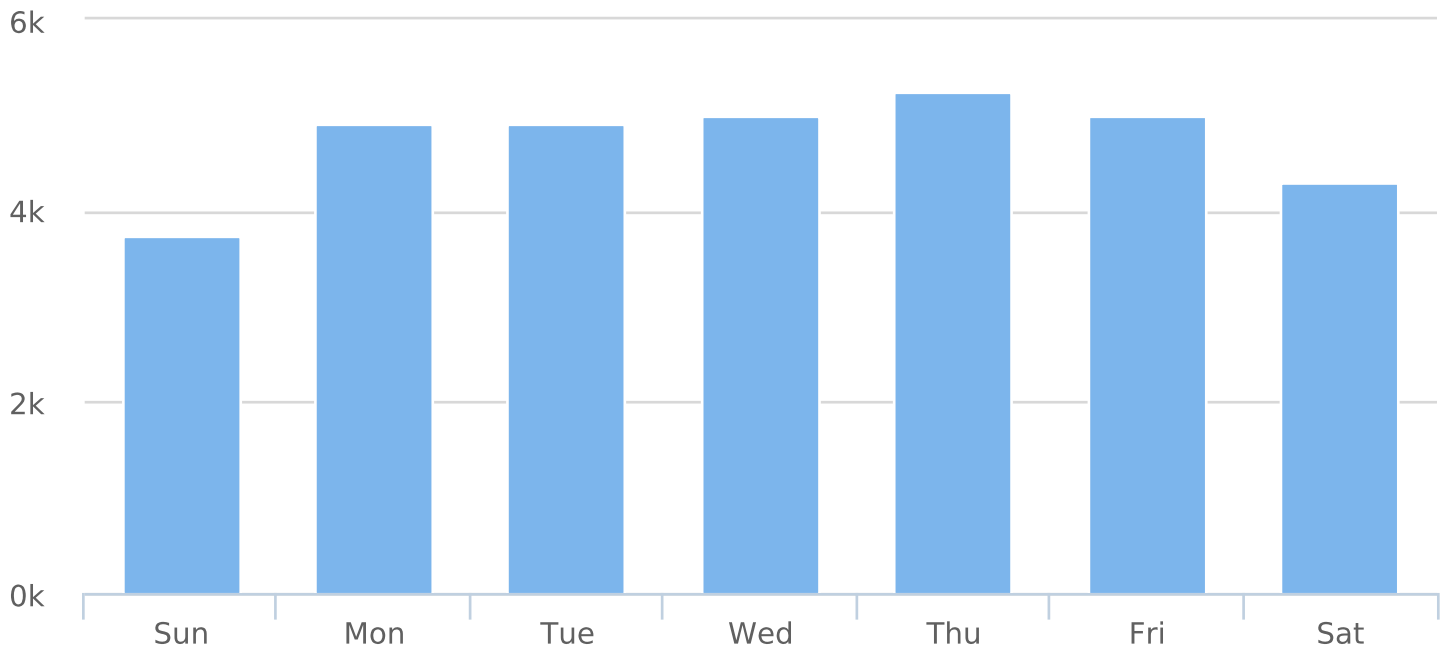
Time of Day: 0:00 to 23:59

Dates: 7/31/2018 to 8/9/2018

Average Vehicles by Speed Bin



Average Volume by Day of Week





Generated by Jason Dove from City of Dunwoody on Aug 10, 2018 at 2:27:24 PM

Time View: By Day of Week (Avg Volumes)

Speed Bins: Size 5, Range 1 to 65

Site: Roberts Drive at Austin Elem School,
EB

Time of Day: 0:00 to 23:59

Dates: 7/31/2018 to 8/9/2018

Day of Week	00:00	01:00	02:00	03:00	04:00	05:00	06:00	07:00	08:00	09:00	10:00	11:00	12:00	13:00	14:00	15:00	16:00	17:00	18:00	19:00	20:00	21:00	22:00	23:00	Total
Sun	53	28	11	7	5	10	20	70	136	151	259	263	318	289	325	301	304	288	239	237	188	117	71	42	3732
Mon	16	11	7	3	10	30	109	368	242	232	234	264	288	346	340	374	468	443	398	257	220	139	68	47	4914
Tue	15	7	5	6	6	27	96	245	268	260	240	271	311	326	345	367	463	460	388	307	222	161	77	38	4903
Wed	20	12	10	3	8	26	104	234	242	248	241	275	304	353	356	385	426	462	394	329	240	181	82	53	4984
Thu	20	6	5	5	6	23	101	258	318	281	345	318	316	335	364	371	441	443	415	342	231	161	88	51	5239
Fri	40	12	4	4	5	17	84	213	249	251	272	307	323	345	366	420	440	432	348	274	238	180	117	62	5003
Sat	41	22	11	9	4	22	39	77	154	266	290	306	334	322	315	290	309	313	283	243	227	185	131	93	4286
Avg #	29	14	8	5	6	22	79	209	230	241	269	286	313	331	344	358	407	406	352	284	224	161	91	55	4723

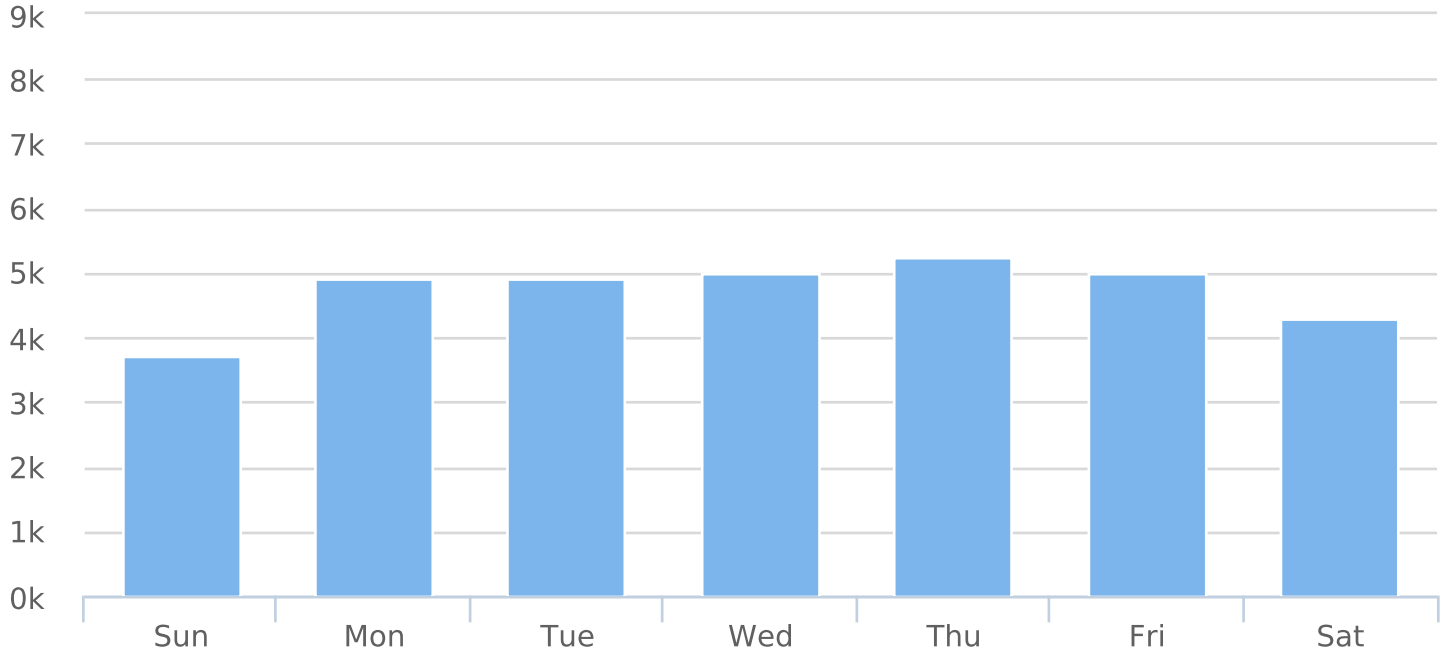


Generated by Jason Dove from City of Dunwoody on Aug 10, 2018 at 2:27:24 PM

Time of Day: 0:00 to 23:59
Dates: 7/31/2018 to 8/9/2018

Time View: By Day of Week (Avg Volumes)
Speed Bins: Size 5, Range 1 to 65
Site: Roberts Drive at Austin Elem School,
EB

Volume by Day



Generated by Jason Dove from City of Dunwoody on Aug 10, 2018 at 2:26:42 PM



Time View: By Week (Total Volumes)

Speed Bins: Size 5, Range 1 to 65

Site: Roberts Drive at Austin Elem School,
EB

Time of Day: 0:00 to 23:59

Dates: 7/31/2018 to 8/9/2018

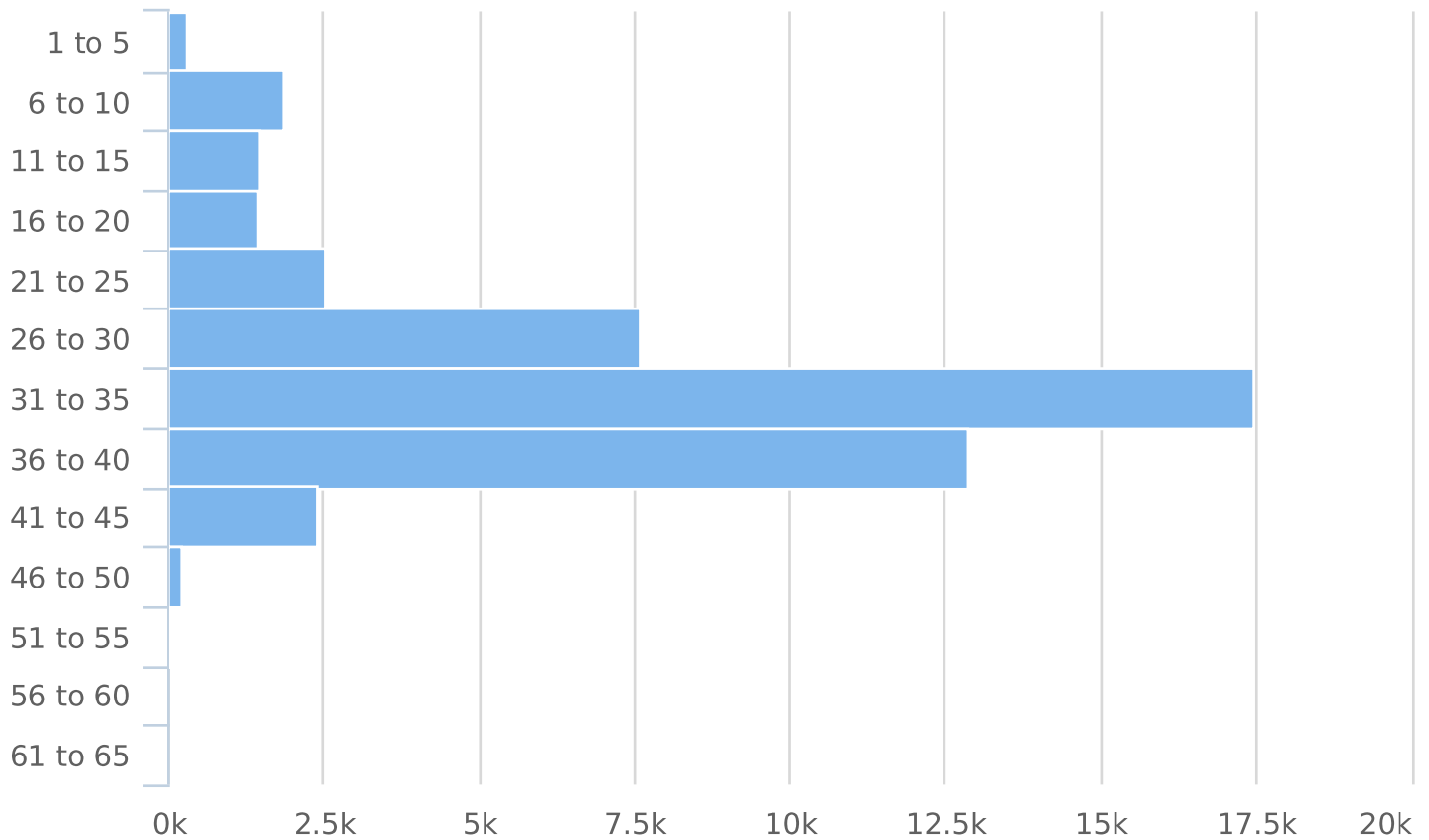
Week	Spd Lim	1 to 5	6 to 10	11 to 15	16 to 20	21 to 25	26 to 30	31 to 35	36 to 40	41 to 45	46 to 50	51 to 55	56 to 60	61 to 65	Avg Spd	Total #
7/29/2018	35	98	718	601	522	990	3862	9364	6781	1215	95	8	2	0	32.5	24256
8/5/2018	35	207	1145	858	909	1534	3738	8123	6078	1192	128	15	2	1	31.7	23930
Total #		305	1863	1459	1431	2524	7600	17487	12859	2407	223	23	4	1	32.1	48186



Time View: By Week (Total Volumes)
 Speed Bins: Size 5, Range 1 to 65
 Site: Roberts Drive at Austin Elem School, EB

Time of Day: 0:00 to 23:59
 Dates: 7/31/2018 to 8/9/2018

Total Vehicles by Speed Bin



Total Volume by Week

