

Generated by Jason Dove from City of Dunwoody on Jul 30, 2018 at 10:8:15 AM



Time View: By Day of Week (Avg Volumes)

Speed Bins: Size 5, Range 1 to 70

Site: Chamblee Dunwoody Rd at St. Andrews Circle, NB

Time of Day: 0:00 to 23:59

Dates: 7/4/2018 to 7/29/2018

Day of Week	Spd Lim	1 to 5	6 to 10	11 to 15	16 to 20	21 to 25	26 to 30	31 to 35	36 to 40	41 to 45	46 to 50	51 to 55	56 to 60	61 to 65	66 to 70	Avg Spd	Avg #
Sun	35	13	124	200	166	274	874	1456	688	123	14	2	0	0	0	29.8	3931
Mon	35	6	120	188	194	332	1253	2144	815	118	12	2	0	0	0	30.6	5186
Tue	35	12	115	222	197	332	1270	2119	896	139	8	3	0	0	0	30.7	5314
Wed	35	11	141	206	191	323	1195	1949	813	116	13	2	0	0	0	29.9	4961
Thu	35	9	135	206	201	363	1293	2089	881	133	12	2	0	1	0	29.9	5324
Fri	35	9	146	219	185	374	1255	2044	900	124	13	2	0	0	0	30.1	5271
Sat	35	17	134	200	167	290	1037	1623	748	127	14	2	0	0	0	29.8	4359
Avg #		11	131	206	186	327	1168	1918	820	126	12	2	0	0	0	30.1	4907



Time View: By Day of Week (Avg Volumes)

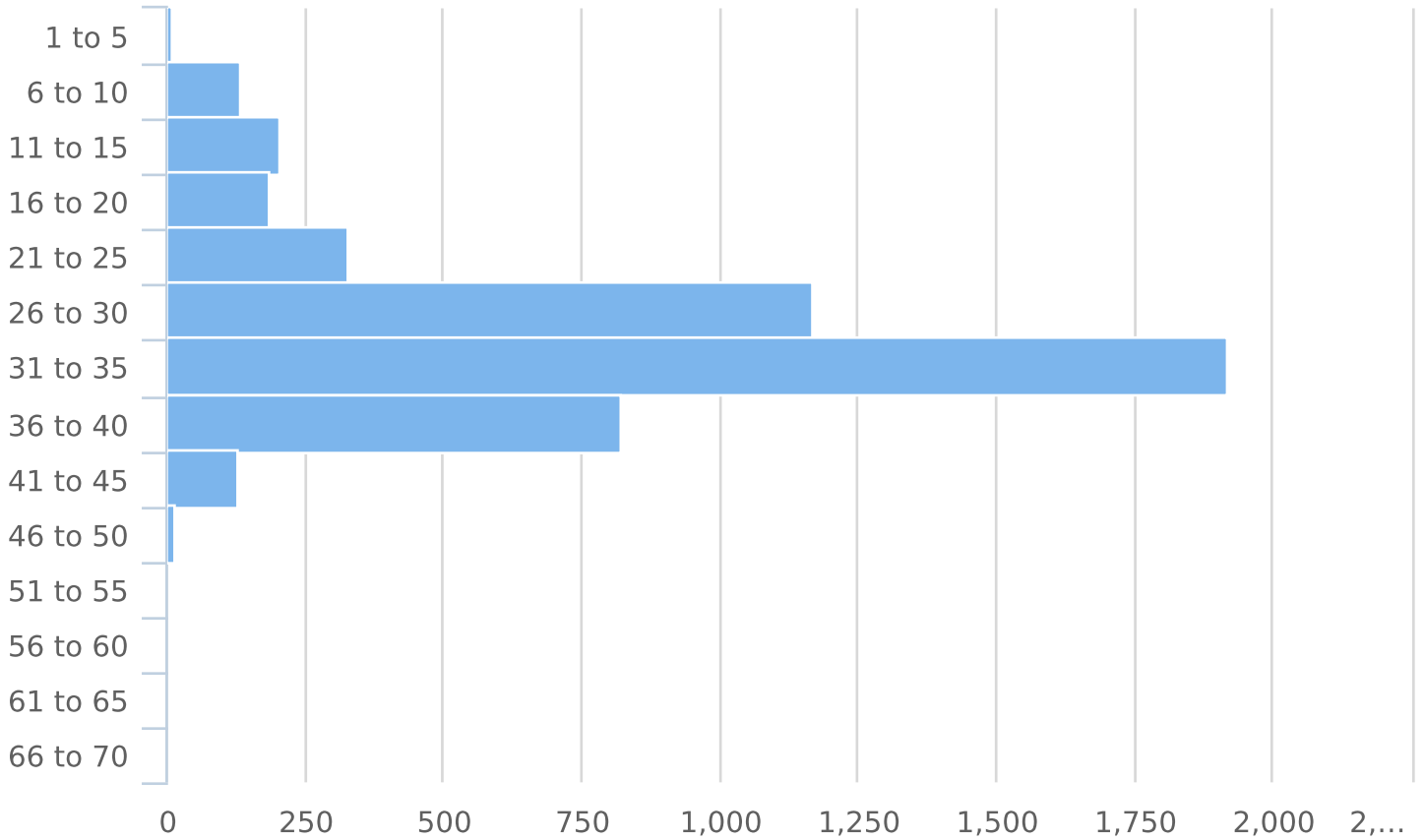
Speed Bins: Size 5, Range 1 to 70

Site: Chamblee Dunwoody Rd at St. Andrews Circle, NB

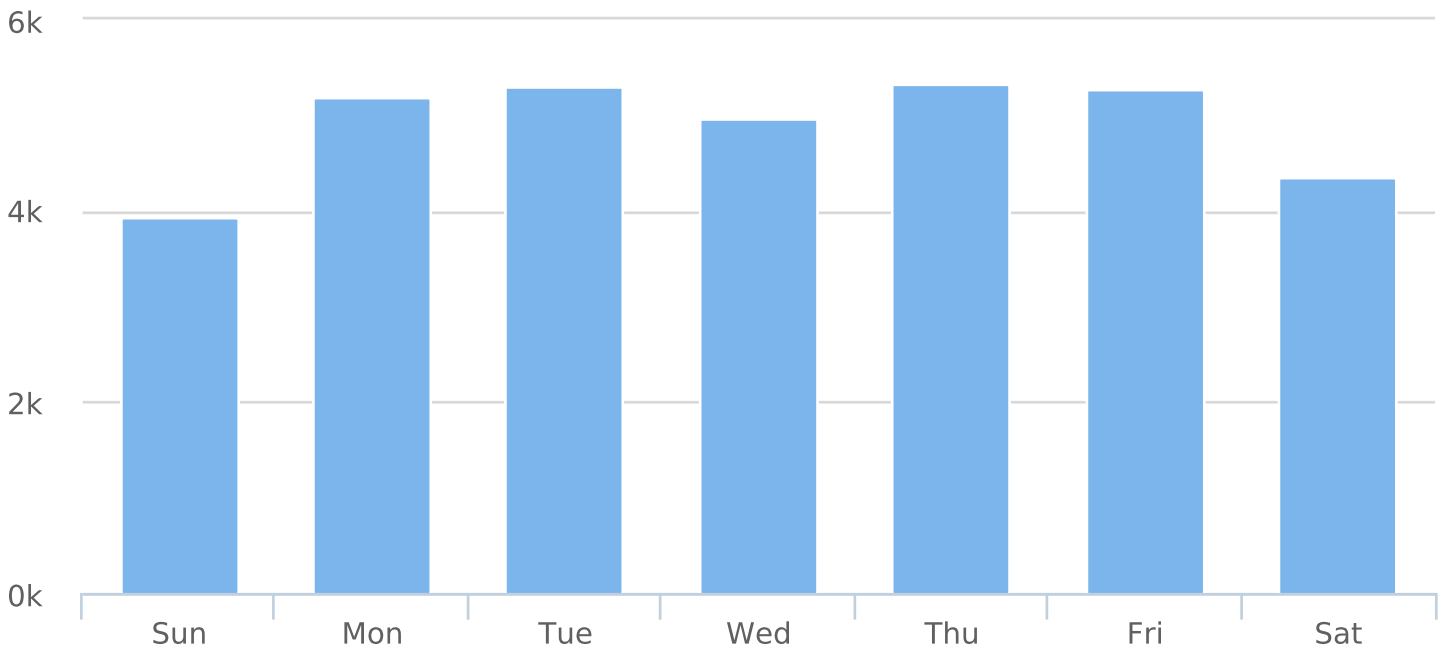
Time of Day: 0:00 to 23:59

Dates: 7/4/2018 to 7/29/2018

Average Vehicles by Speed Bin



Average Volume by Day of Week



Generated by Jason Dove from City of Dunwoody on Jul 30, 2018 at 10:9:32 AM



Time View: By Date (Total Volumes)
Speed Bins: Size 5, Range 1 to 70
Site: Chamblee Dunwoody Rd at St. Andrews Circle, NB

Time of Day: 0:00 to 23:59
Dates: 7/4/2018 to 7/29/2018

Date	Spd Lim	1 to 5	6 to 10	11 to 15	16 to 20	21 to 25	26 to 30	31 to 35	36 to 40	41 to 45	46 to 50	51 to 55	56 to 60	61 to 65	66 to 70	Avg Spd	Total #
7/4/2018	35	12	106	190	166	254	940	1333	517	84	8	3	1	0	0	29.4	3614
7/5/2018	35	8	131	185	192	367	1358	1918	615	102	4	1	0	0	0	29.9	4881
7/6/2018	35	7	123	204	173	342	1301	1983	730	77	7	0	0	0	0	30.2	4947
7/7/2018	35	10	128	199	170	294	1052	1670	681	115	6	0	0	0	0	29.6	4325
7/8/2018	35	14	129	191	167	271	902	1454	590	96	11	2	0	0	0	29.1	3827
7/9/2018	35	9	133	199	224	377	1374	2217	749	91	8	1	1	0	0	29.8	5383
7/10/2018	35	16	122	238	213	357	1365	2216	870	149	7	2	0	0	0	30.2	5555
7/11/2018	35	12	176	212	191	394	1320	2167	859	121	14	1	0	0	0	29.8	5467
7/12/2018	35	9	138	214	197	362	1326	2206	948	146	18	2	0	0	0	29.9	5566
7/13/2018	35	16	232	241	197	407	1272	2008	892	113	4	2	0	0	0	29.0	5384
7/14/2018	35	15	122	236	189	339	1151	1768	744	114	15	3	0	0	0	29.6	4696
7/15/2018	35	7	104	192	171	260	819	1512	712	110	16	2	0	0	0	29.7	3905
7/16/2018	35	4	121	183	179	317	1241	2261	863	105	8	3	0	0	0	30.7	5285
7/17/2018	35	6	128	229	196	366	1325	2245	894	135	8	1	1	0	0	30.5	5534
7/18/2018	35	8	133	184	189	347	1262	2189	950	133	11	0	0	0	0	30.9	5406
7/19/2018	35	13	147	202	220	348	1310	2159	934	125	11	3	0	1	0	29.5	5473
7/20/2018	35	8	117	187	183	360	1270	2180	981	137	23	2	0	0	0	30.3	5448
7/21/2018	35	18	142	141	122	229	876	1423	725	128	21	1	0	0	0	30.3	3826
7/22/2018	35	12	109	188	147	258	831	1357	665	121	14	2	0	0	0	30.8	3704
7/23/2018	35	6	107	182	179	303	1145	1953	834	159	20	2	0	0	0	31.2	4890
7/24/2018	35	13	96	200	183	272	1119	1897	924	134	9	5	0	0	0	31.3	4852
7/25/2018	35	13	148	238	218	298	1259	2107	925	126	20	4	0	0	0	29.4	5356
7/26/2018	35	5	125	223	193	373	1179	2073	1027	159	15	0	1	1	0	30.2	5374
7/27/2018	35	4	113	242	188	388	1176	2006	996	168	18	4	1	0	0	30.8	5304
7/28/2018	35	24	143	222	187	299	1070	1632	842	152	15	2	0	1	0	29.7	4589
7/29/2018	35	20	152	227	177	305	944	1501	784	163	13	3	0	0	0	29.7	4289

Generated by Jason Dove from City of Dunwoody on Jul 30, 2018 at 10:9:32 AM



Time of Day: 0:00 to 23:59
Dates: 7/4/2018 to 7/29/2018

Time View: By Date (Total Volumes)
Speed Bins: Size 5, Range 1 to 70
Site: Chamblee Dunwoody Rd at St.
Andrews Circle, NB

Total #	289	3425	5349	4811	8487	30187	49435	21251	3263	324	51	5	3	0	30.1	12688	0
----------------	-----	------	------	------	------	-------	-------	-------	------	-----	----	---	---	---	------	-------	---

Generated by Jason Dove from City of Dunwoody on Jul 30, 2018 at 10:9:32 AM



Time View: By Date (Total Volumes)

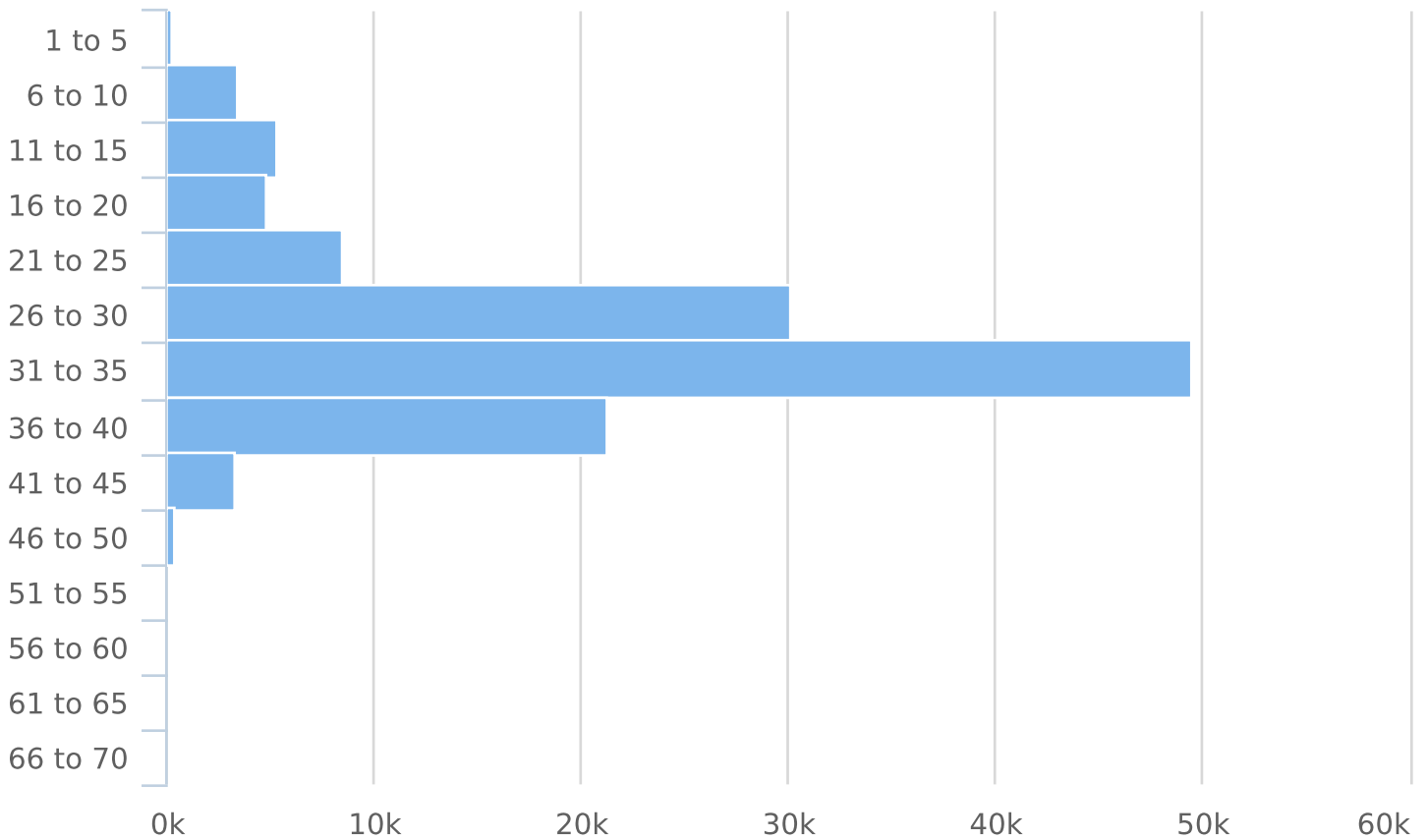
Speed Bins: Size 5, Range 1 to 70

Site: Chamblee Dunwoody Rd at St. Andrews Circle, NB

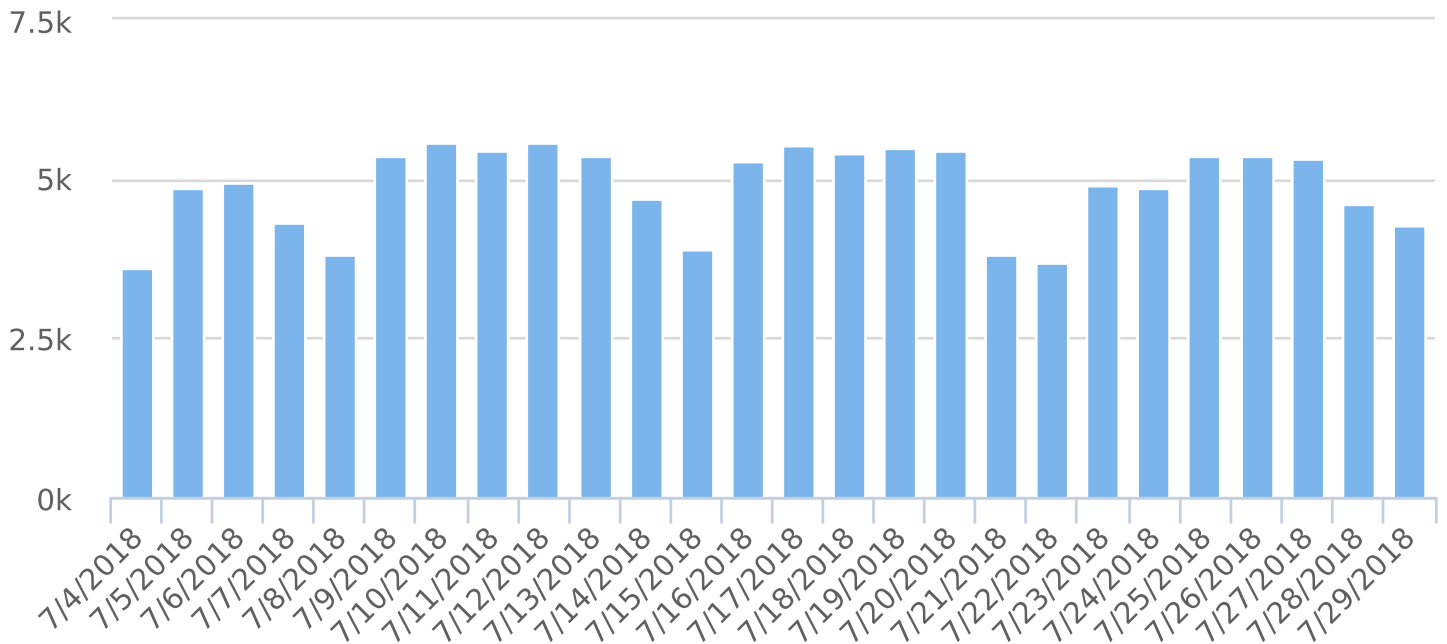
Time of Day: 0:00 to 23:59

Dates: 7/4/2018 to 7/29/2018

Total Vehicles by Speed Bin



Total Volume by Date



Generated by Jason Dove from City of Dunwoody on Jul 30, 2018 at 10:13:43 AM



Time of Day: 0:00 to 23:59
Dates: 7/4/2018 to 7/29/2018

Time View: By Week (Total Volumes)
Speed Bins: Size 5, Range 1 to 70
Site: Chamblee Dunwoody Rd at St. Andrews Circle, NB

Week	00:00	01:00	02:00	03:00	04:00	05:00	06:00	07:00	08:00	09:00	10:00	11:00	12:00	13:00	14:00	15:00	16:00	17:00	18:00	19:00	20:00	21:00	22:00	23:00	Total
7/1/2018	99	45	45	22	46	94	333	834	1150	1287	1130	1223	1251	1307	1154	1157	1202	1219	1160	973	798	598	396	244	17767
7/8/2018	183	74	53	51	82	262	833	2112	2676	2507	2220	2274	2348	2282	2177	2348	2368	2540	2576	1985	1603	1152	792	380	35878
7/15/2018	181	85	57	42	69	257	850	2064	2486	2330	2078	2228	2477	2395	2205	2207	2333	2623	2465	1908	1466	1048	664	359	34877
7/22/2018	155	68	39	43	70	255	795	2009	2430	2217	2070	2243	2370	2275	2143	2248	2347	2619	2320	1867	1460	1022	632	372	34069
7/29/2018	30	33	7	16	15	16	39	75	202	245	291	325	356	308	293	288	317	339	325	268	208	155	79	59	4289
Total #	648	305	201	174	282	884	2850	7094	8944	8586	7789	8293	8802	8567	7972	8248	8567	9340	8846	7001	5535	3975	2563	1414	126880

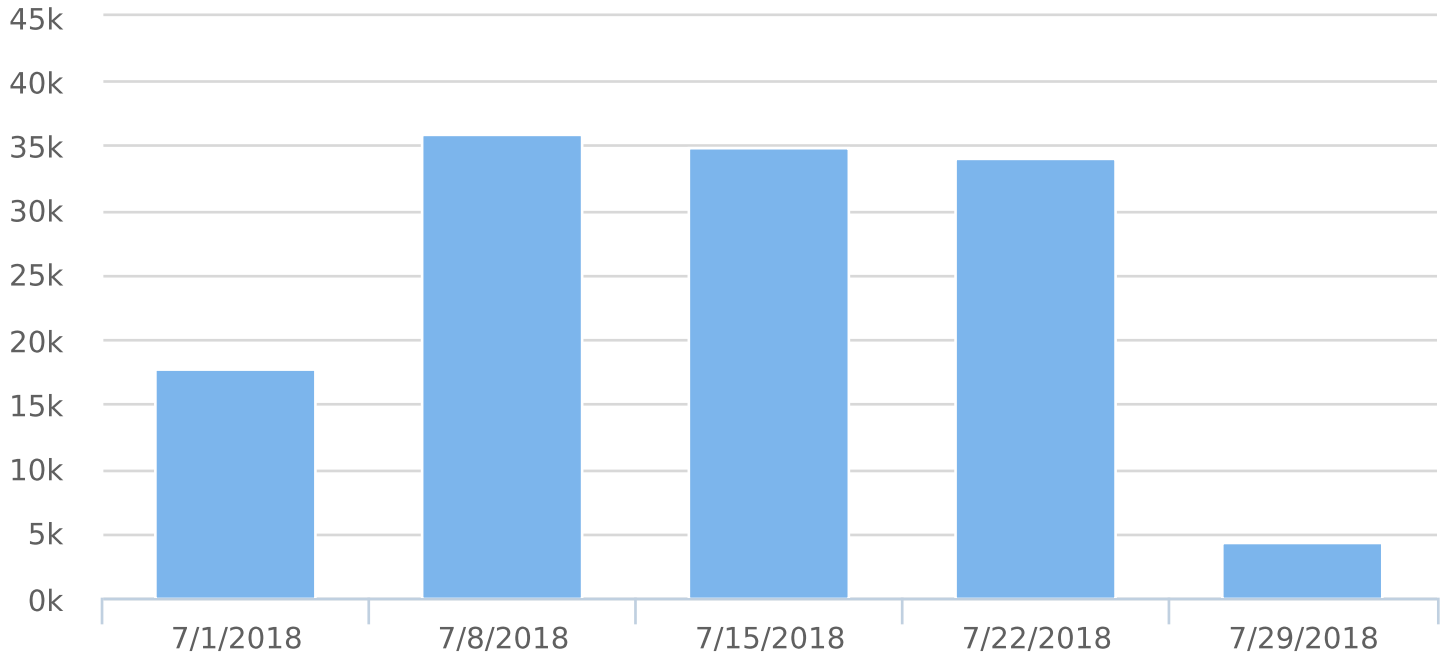
Generated by Jason Dove from City of Dunwoody on Jul 30, 2018 at 10:13:43 AM



Time of Day: 0:00 to 23:59
Dates: 7/4/2018 to 7/29/2018

Time View: By Week (Total Volumes)
Speed Bins: Size 5, Range 1 to 70
Site: Chamblee Dunwoody Rd at St.
Andrews Circle, NB

Volume by Week



Generated by Jason Dove from City of Dunwoody on Jul 30, 2018 at 10:10:46 AM



Time View: By Week (Total Volumes)

Speed Bins: Size 5, Range 1 to 70

Site: Chamblee Dunwoody Rd at St. Andrews Circle, NB

Time of Day: 0:00 to 23:59

Dates: 7/4/2018 to 7/29/2018

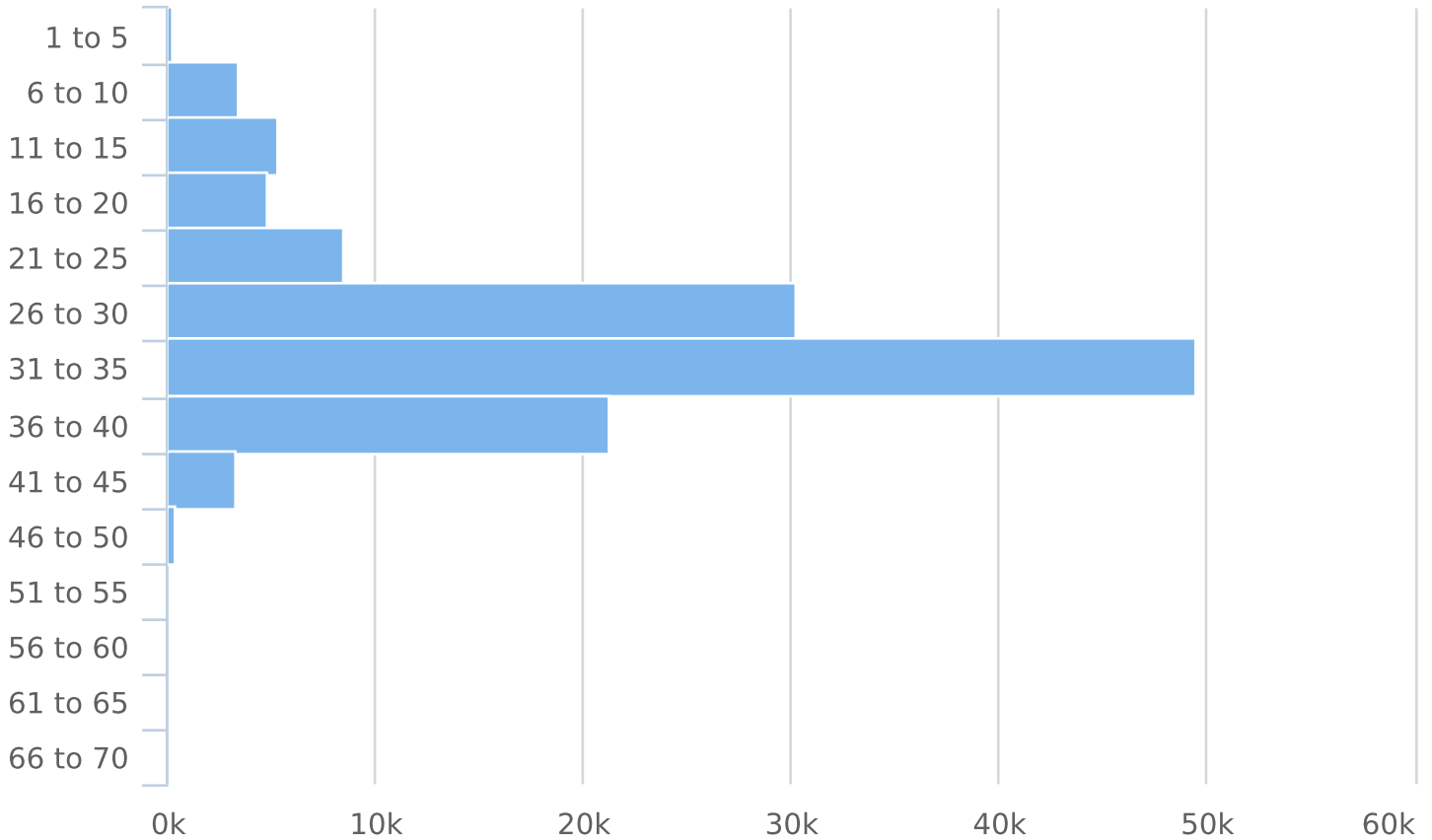
Week	Spd Lim	1 to 5	6 to 10	11 to 15	16 to 20	21 to 25	26 to 30	31 to 35	36 to 40	41 to 45	46 to 50	51 to 55	56 to 60	61 to 65	66 to 70	Avg Spd	Total #
7/1/2018	35	37	488	778	701	1257	4651	6904	2543	378	25	4	1	0	0	29.8	17767
7/8/2018	35	91	1052	1531	1378	2507	8710	14036	5652	830	77	13	1	0	0	29.6	35878
7/15/2018	35	64	892	1318	1260	2227	8103	13969	6059	873	98	12	1	1	0	30.3	34877
7/22/2018	35	77	841	1495	1295	2191	7779	13025	6213	1019	111	19	2	2	0	30.5	34069
7/29/2018	35	20	156	231	179	308	948	1508	787	165	14	3	0	0	0	29.5	4319
Total #		289	3429	5353	4813	8490	30191	49442	21254	3265	325	51	5	3	0	29.9	126910



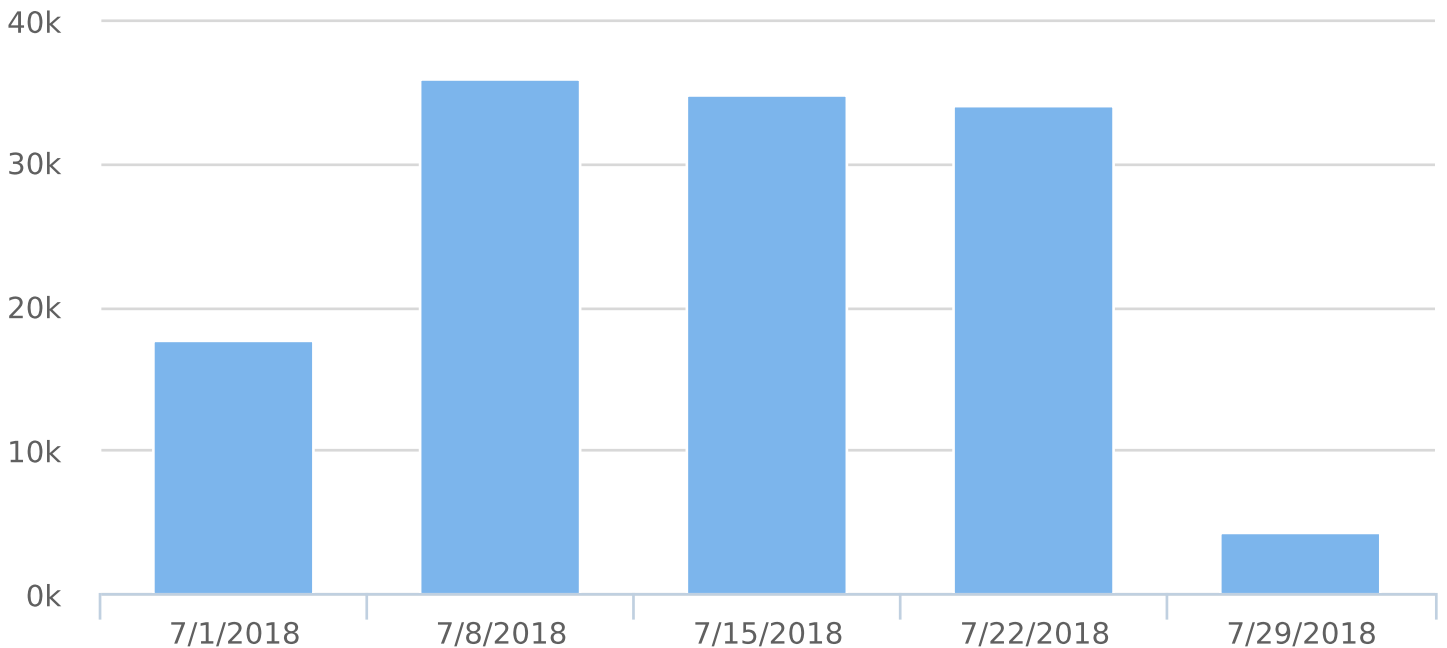
Time of Day: 0:00 to 23:59
 Dates: 7/4/2018 to 7/29/2018

Time View: By Week (Total Volumes)
 Speed Bins: Size 5, Range 1 to 70
 Site: Chamblee Dunwoody Rd at St. Andrews Circle, NB

Total Vehicles by Speed Bin



Total Volume by Week





Generated by Jason Dove from City of Dunwoody on Jul 30, 2018 at 10:11:34 AM

Time View: By Day of Week (Avg Volumes)

Speed Bins: Size 5, Range 1 to 70

Site: Chamblee Dunwoody Rd at St. Andrews Circle, NB

Time of Day: 0:00 to 23:59

Dates: 7/4/2018 to 7/29/2018

Day of Week	00:00	01:00	02:00	03:00	04:00	05:00	06:00	07:00	08:00	09:00	10:00	11:00	12:00	13:00	14:00	15:00	16:00	17:00	18:00	19:00	20:00	21:00	22:00	23:00	Total
Sun	26	17	10	12	12	13	31	73	170	226	265	297	318	310	293	284	279	305	308	235	197	132	78	43	3931
Mon	27	9	2	5	15	53	138	385	421	368	308	316	345	321	299	331	351	376	382	282	213	140	75	34	5196
Tue	14	6	2	4	10	41	140	374	438	395	325	312	337	342	304	317	354	388	377	293	222	166	101	49	5314
Wed	20	13	10	5	10	37	132	323	395	352	297	301	322	307	311	305	314	367	339	269	206	159	118	54	4961
Thu	29	6	7	6	10	36	146	372	435	361	309	329	346	342	310	344	360	396	352	289	220	156	112	53	5324
Fri	18	11	4	2	10	45	142	321	383	361	317	334	368	353	331	343	366	366	337	285	227	167	105	77	5271
Sat	46	19	16	11	10	20	54	116	210	275	286	341	335	332	296	302	295	329	305	241	209	152	96	65	4359
Avg #	26	12	7	6	11	35	112	281	350	334	301	319	339	330	306	318	331	361	343	271	213	153	98	54	4908



Generated by Jason Dove from City of Dunwoody on Jul 30, 2018 at 10:11:34 AM

Time View: By Day of Week (Avg Volumes)

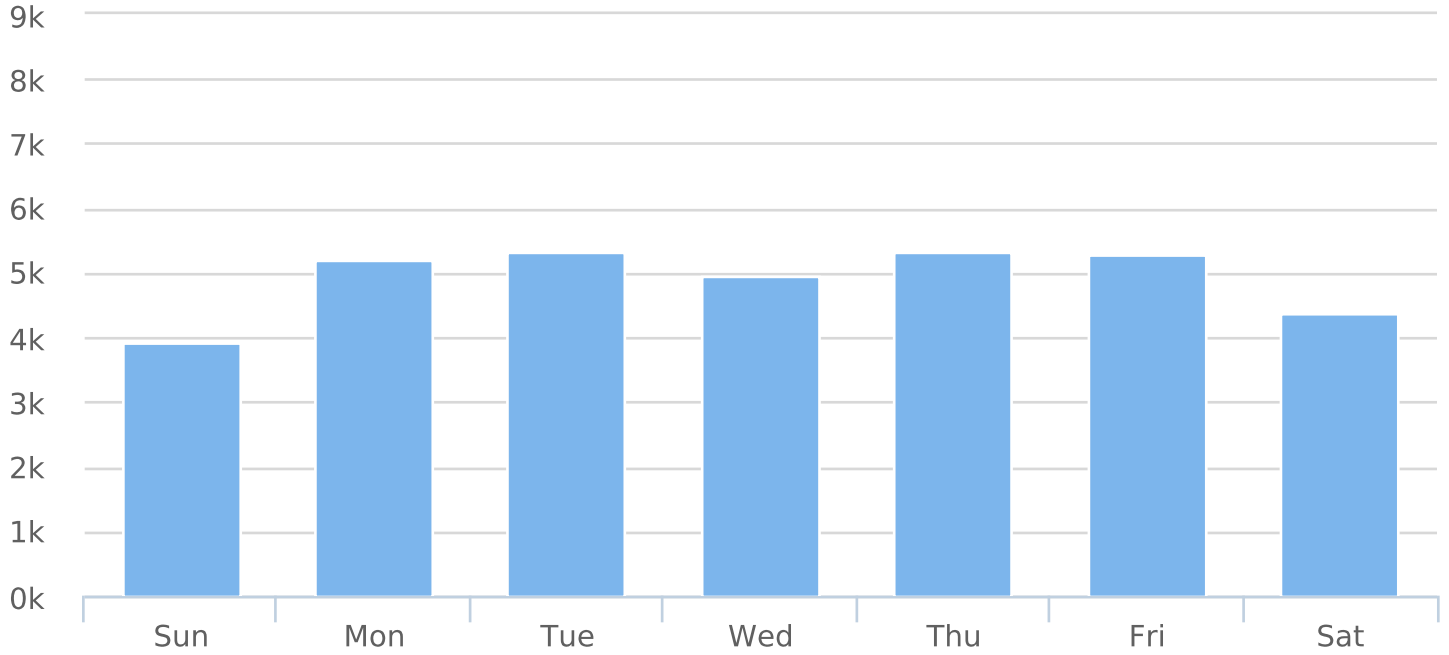
Speed Bins: Size 5, Range 1 to 70

Site: Chamblee Dunwoody Rd at St.
Andrews Circle, NB

Time of Day: 0:00 to 23:59

Dates: 7/4/2018 to 7/29/2018

Volume by Day



Generated by Jason Dove from City of Dunwoody on Jul 30, 2018 at 10:12:7 AM



Time of Day: 0:00 to 23:59
Dates: 7/4/2018 to 7/29/2018

Time View: By Date (Total Volumes)
Speed Bins: Size 5, Range 1 to 70
Site: Chamblee Dunwoody Rd at St. Andrews Circle, NB

Date	00:00	01:00	02:00	03:00	04:00	05:00	06:00	07:00	08:00	09:00	10:00	11:00	12:00	13:00	14:00	15:00	16:00	17:00	18:00	19:00	20:00	21:00	22:00	23:00	Total
7/4/2018	28	18	13	10	12	17	49	142	235	278	238	251	255	248	249	222	220	219	222	184	151	134	156	63	3614
7/5/2018	26	7	9	5	6	27	120	298	332	323	278	308	324	358	274	330	371	342	339	287	217	182	66	52	4881
7/6/2018	11	10	3	3	13	33	118	267	359	381	320	304	337	366	352	323	359	343	309	261	193	134	80	68	4947
7/7/2018	34	10	20	4	15	17	46	127	224	305	294	360	335	335	279	282	252	315	290	241	237	148	94	61	4325
7/8/2018	36	17	14	15	10	12	32	76	169	224	235	300	292	308	271	298	243	286	292	235	199	140	91	32	3827
7/9/2018	15	9	0	5	19	50	129	390	432	409	315	287	338	314	310	356	385	339	429	309	220	168	113	42	5383
7/10/2018	12	6	3	4	10	42	162	394	484	457	375	289	310	327	307	326	377	373	415	298	239	185	109	51	5555
7/11/2018	25	9	11	5	11	47	152	397	465	367	333	323	341	346	332	343	340	410	364	308	222	164	107	45	5467
7/12/2018	38	8	8	8	10	38	157	391	496	374	363	367	329	327	332	345	357	388	383	271	233	150	141	52	5566
7/13/2018	21	10	7	0	14	50	158	330	410	361	308	336	361	324	303	361	369	413	367	310	243	168	98	62	5384
7/14/2018	36	15	10	14	8	23	43	134	220	315	291	372	377	336	322	319	297	331	326	254	247	177	133	96	4696
7/15/2018	22	8	15	10	15	11	25	71	182	235	277	264	328	305	301	262	273	278	322	223	216	132	86	44	3905
7/16/2018	15	13	3	5	12	59	154	385	422	354	326	336	377	333	293	323	340	407	367	270	226	141	85	39	5285
7/17/2018	18	9	2	6	7	47	140	427	471	397	300	337	369	388	322	306	355	426	397	310	208	165	85	42	5534
7/18/2018	12	13	3	6	9	39	158	367	426	380	314	330	361	341	311	326	343	414	383	295	232	183	119	41	5406
7/19/2018	24	2	8	4	13	39	140	399	481	398	309	324	365	347	331	345	337	425	359	288	220	139	115	61	5473
7/20/2018	21	12	4	3	4	46	150	352	378	377	304	347	376	379	353	341	357	354	360	299	242	176	120	93	5448
7/21/2018	69	28	22	8	9	16	83	63	126	189	248	290	301	302	294	304	328	319	277	223	122	112	54	39	3826
7/22/2018	15	8	4	8	7	12	26	68	127	200	256	300	297	320	306	286	283	316	294	214	166	99	56	36	3704
7/23/2018	20	5	4	6	14	50	132	380	408	341	282	324	320	317	295	313	327	381	351	268	193	111	27	21	4890
7/24/2018	13	4	2	2	12	33	119	301	360	331	299	309	333	312	283	319	331	366	320	272	219	147	110	55	4852



Volume By Time Report

Generated by Jason Dove from City of Dunwoody on Jul 30, 2018 at 10:12:7 AM

Time View: By Date (Total Volumes)

Speed Bins: Size 5, Range 1 to 70

Site: Chamblee Dunwoody Rd at St. Andrews Circle, NB

Time of Day: 0:00 to 23:59

Dates: 7/4/2018 to 7/29/2018

7/25/2018	15	11	12	0	8	43	170	385	452	382	301	299	329	294	350	327	352	423	386	290	218	153	90	66	5356
7/26/2018	28	6	3	8	11	41	165	400	432	347	284	318	366	335	304	354	373	430	328	310	208	151	125	47	5374
7/27/2018	19	11	2	1	9	52	140	336	383	325	336	350	399	341	316	346	380	353	313	269	228	190	122	83	5304
7/28/2018	45	23	12	18	9	24	43	139	268	291	312	343	326	356	289	303	301	350	328	244	228	171	102	64	4589
7/29/2018	30	33	7	16	15	16	39	75	202	245	291	325	356	308	293	288	317	339	325	268	208	155	79	59	4289
Total #	648	305	201	174	282	884	2850	7094	8944	8586	7789	8293	8802	8567	7972	8248	8567	9340	8846	7001	5535	3975	2563	1414	126880

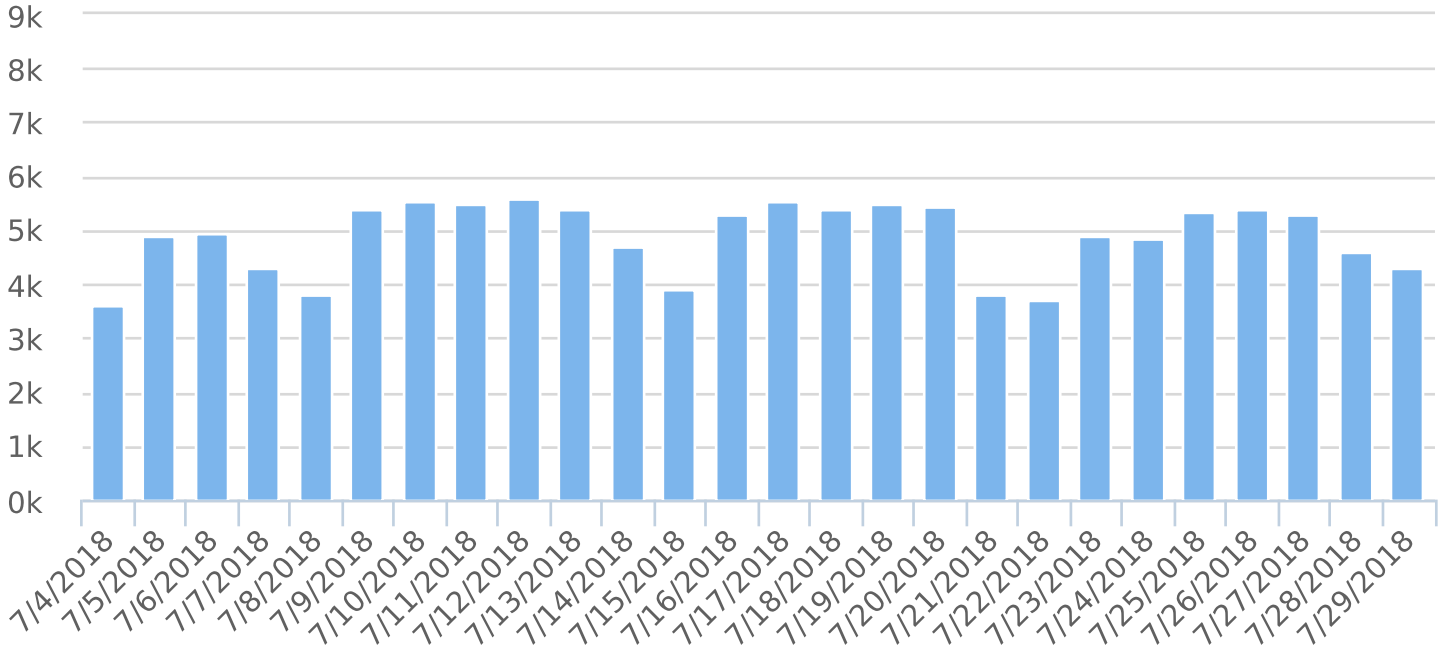
Generated by Jason Dove from City of Dunwoody on Jul 30, 2018 at 10:12:7 AM



Time of Day: 0:00 to 23:59
Dates: 7/4/2018 to 7/29/2018

Time View: By Date (Total Volumes)
Speed Bins: Size 5, Range 1 to 70
Site: Chamblee Dunwoody Rd at St.
Andrews Circle, NB

Volume by Date



Generated by Jason Dove from City of Dunwoody on Jul 30, 2018 at 10:7:20 AM



Time View: By Hour (Total Volumes)
Speed Bins: Size 5, Range 1 to 70
Site: Chamblee Dunwoody Rd at St. Andrews Circle, NB

Time of Day: 0:00 to 23:59
Dates: 7/4/2018 to 7/29/2018

Hour	Spd Lim	1 to 5	6 to 10	11 to 15	16 to 20	21 to 25	26 to 30	31 to 35	36 to 40	41 to 45	46 to 50	51 to 55	56 to 60	61 to 65	66 to 70	Avg Spd	Total #
0:00	35	0	24	46	32	60	187	206	87	26	9	1	0	0	0	29.4	678
1:00	35	3	10	20	20	22	91	81	43	10	3	2	0	0	0	28.7	305
2:00	35	0	8	14	6	27	51	50	24	14	7	0	0	0	0	32.0	201
3:00	35	0	12	12	7	14	46	52	20	9	1	1	0	0	0	30.3	174
4:00	35	0	5	8	8	21	82	75	52	25	5	0	0	1	0	32.0	282
5:00	35	3	14	31	24	69	228	343	135	32	4	1	0	0	0	30.8	884
6:00	35	36	121	60	72	132	612	1162	532	105	18	0	0	0	0	30.2	2850
7:00	35	29	88	135	165	332	1756	3172	1231	170	14	2	0	0	0	30.7	7094
8:00	35	17	169	206	231	469	2122	3978	1534	201	10	6	1	0	0	30.9	8944
9:00	35	21	196	281	217	486	1907	3686	1568	211	13	0	0	0	0	30.8	8586
10:00	35	9	186	302	266	490	1903	3144	1272	189	27	1	0	0	0	30.3	7789
11:00	35	18	215	337	311	542	2078	3231	1327	206	25	3	0	0	0	30.1	8293
12:00	35	6	226	355	336	608	2192	3381	1456	220	19	2	1	0	0	30.2	8802
13:00	35	15	223	409	317	605	2053	3246	1453	219	18	8	0	1	0	30.0	8567
14:00	35	11	218	358	317	558	1864	2973	1458	189	24	1	0	1	0	30.2	7972
15:00	35	10	223	384	387	569	1915	3100	1393	240	24	3	0	0	0	29.9	8248
16:00	35	22	221	343	364	593	1853	3343	1551	240	32	5	0	0	0	30.3	8567
17:00	35	21	223	383	355	595	2029	3702	1751	266	12	3	0	0	0	30.5	9340
18:00	35	10	247	386	383	624	1934	3426	1596	220	18	2	0	0	0	30.2	8846
19:00	35	14	222	356	301	492	1616	2593	1181	212	12	2	0	0	0	29.8	7001
20:00	35	22	214	343	250	448	1418	2000	708	122	8	2	0	0	0	28.8	5535
21:00	35	14	185	308	216	353	1153	1283	408	44	8	2	1	0	0	27.7	3975
22:00	35	5	125	184	144	243	720	801	299	38	4	0	0	0	0	28.1	2563
23:00	35	3	54	92	84	138	381	414	175	57	10	4	2	0	0	29.2	1414
Total #		289	3429	5353	4813	8490	30191	49442	21254	3265	325	51	5	3	0	30.0	126910

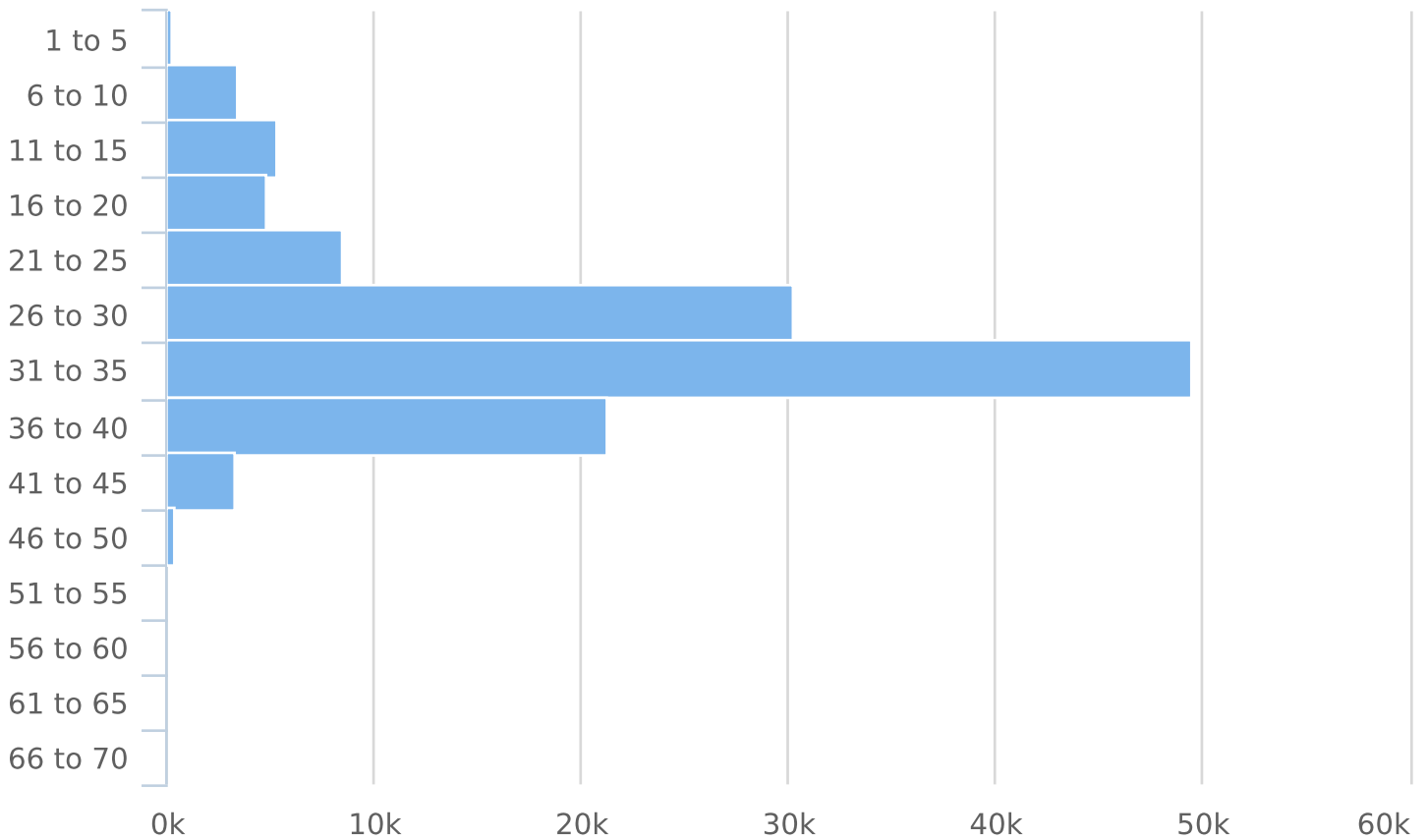
Generated by Jason Dove from City of Dunwoody on Jul 30, 2018 at 10:7:20 AM



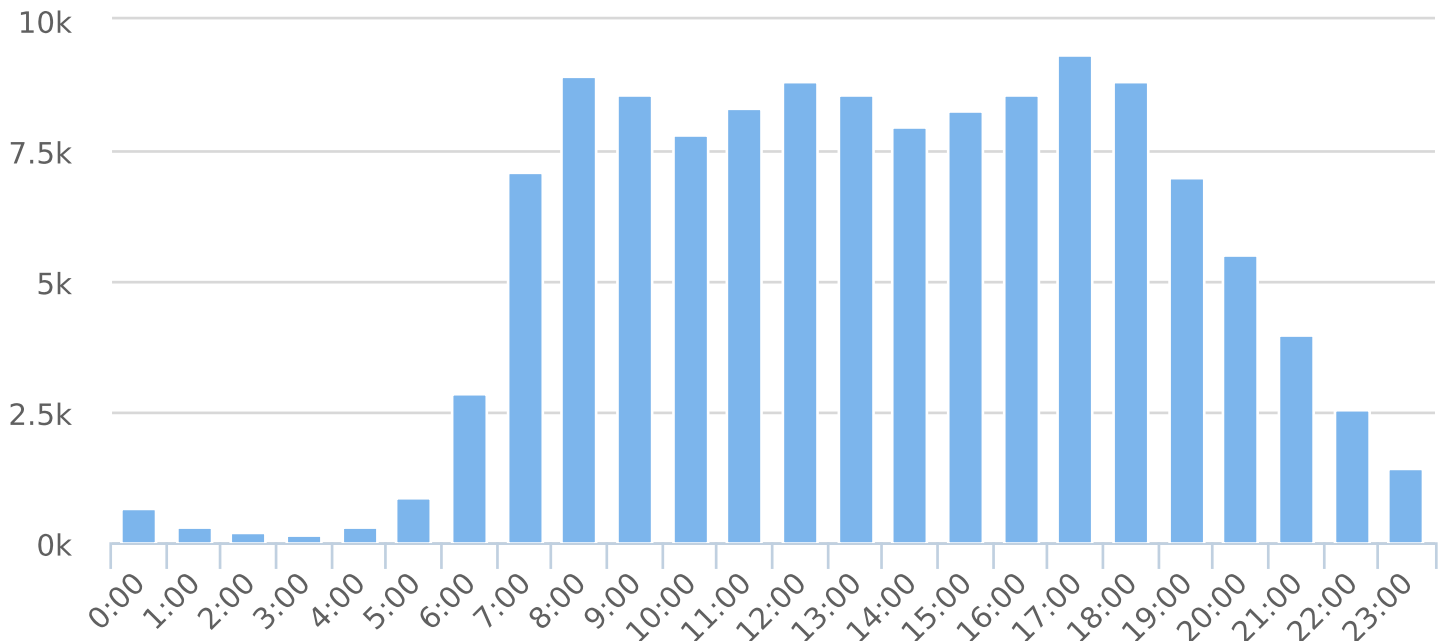
Time of Day: 0:00 to 23:59
 Dates: 7/4/2018 to 7/29/2018

Time View: By Hour (Total Volumes)
 Speed Bins: Size 5, Range 1 to 70
 Site: Chamblee Dunwoody Rd at St. Andrews Circle, NB

Total Vehicles by Speed Bin



Total Volume by Hour



Generated by Jason Dove from City of Dunwoody on Jul 30, 2018 at 10:6:12 AM



Time of Day: 0:00 to 23:59
Dates: 7/4/2018 to 7/29/2018

Time View: By Hour (Avg Volumes)
Speed Bins: Size 5, Range 1 to 70
Site: Chamblee Dunwoody Rd at St. Andrews Circle, NB

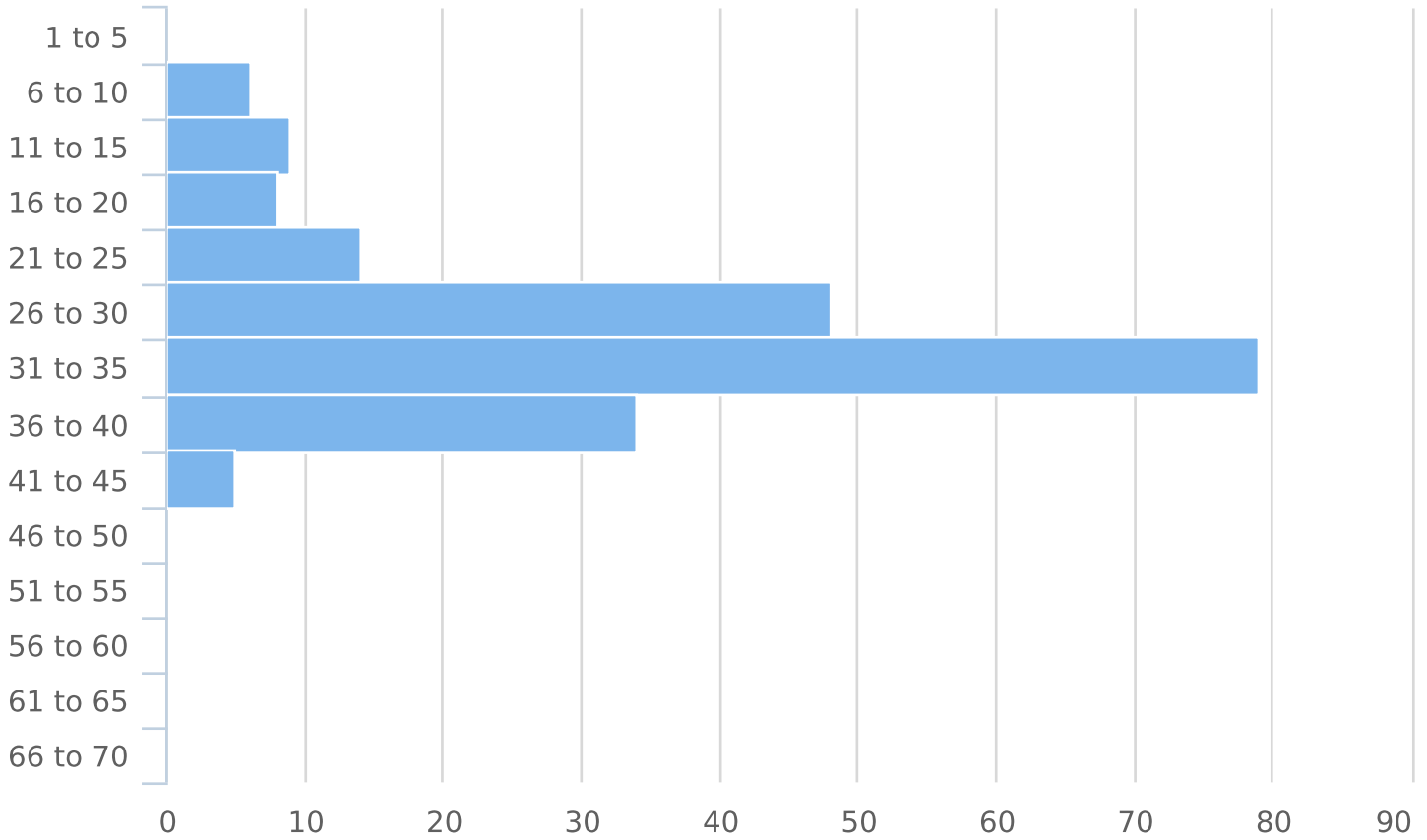
Hour	Spd Lim	1 to 5	6 to 10	11 to 15	16 to 20	21 to 25	26 to 30	31 to 35	36 to 40	41 to 45	46 to 50	51 to 55	56 to 60	61 to 65	66 to 70	Avg Spd	Avg #
0:00	35	0	1	2	1	2	7	8	3	1	0	0	0	0	0	29.4	25
1:00	35	0	0	1	1	1	4	3	2	0	0	0	0	0	0	28.7	12
2:00	35	0	0	1	0	1	2	2	1	1	0	0	0	0	0	32.0	8
3:00	35	0	1	1	0	1	2	2	1	0	0	0	0	0	0	30.3	7
4:00	35	0	0	0	0	1	3	3	2	1	0	0	0	0	0	32.0	11
5:00	35	0	1	1	1	3	9	13	5	1	0	0	0	0	0	30.8	34
6:00	35	1	5	2	3	5	24	45	20	4	1	0	0	0	0	30.2	110
7:00	35	1	3	5	6	13	68	122	47	7	1	0	0	0	0	30.7	273
8:00	35	1	7	8	9	18	82	153	59	8	0	0	0	0	0	30.9	344
9:00	35	1	8	11	8	19	73	142	60	8	1	0	0	0	0	30.8	330
10:00	35	0	7	12	10	19	73	121	49	7	1	0	0	0	0	30.3	300
11:00	35	1	8	13	12	21	80	124	51	8	1	0	0	0	0	30.1	319
12:00	35	0	9	14	13	23	84	130	56	8	1	0	0	0	0	30.2	339
13:00	35	1	9	16	12	23	79	125	56	8	1	0	0	0	0	30.0	330
14:00	35	0	8	14	12	21	72	114	56	7	1	0	0	0	0	30.2	307
15:00	35	0	9	15	15	22	74	119	54	9	1	0	0	0	0	29.9	317
16:00	35	1	9	13	14	23	71	129	60	9	1	0	0	0	0	30.3	330
17:00	35	1	9	15	14	23	78	142	67	10	0	0	0	0	0	30.5	359
18:00	35	0	10	15	15	24	74	132	61	8	1	0	0	0	0	30.2	340
19:00	35	1	9	14	12	19	62	100	45	8	0	0	0	0	0	29.8	269
20:00	35	1	8	13	10	17	55	77	27	5	0	0	0	0	0	28.8	213
21:00	35	1	7	12	8	14	44	49	16	2	0	0	0	0	0	27.7	153
22:00	35	0	5	7	6	9	28	31	12	1	0	0	0	0	0	28.1	99
23:00	35	0	2	4	3	5	15	16	7	2	0	0	0	0	0	29.2	54
Avg #		0	6	9	8	14	48	79	34	5	0	0	0	0	0	30.0	203



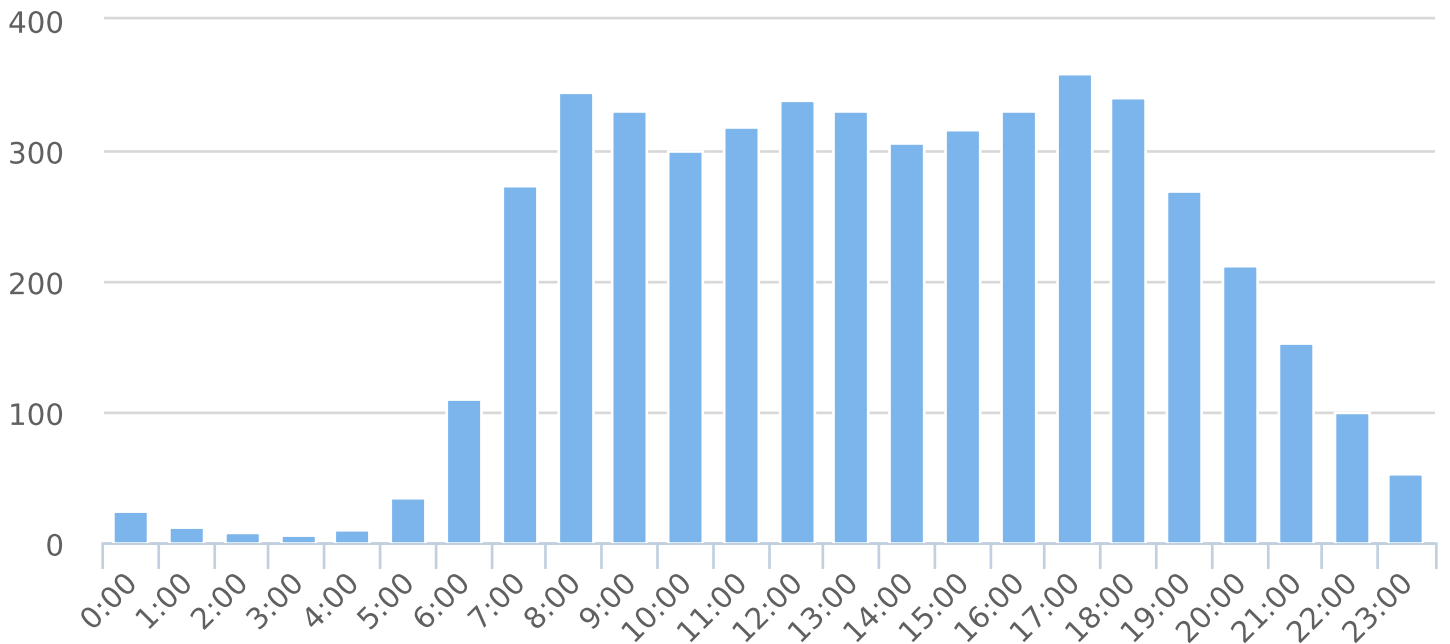
Time of Day: 0:00 to 23:59
 Dates: 7/4/2018 to 7/29/2018

Time View: By Hour (Avg Volumes)
 Speed Bins: Size 5, Range 1 to 70
 Site: Chamblee Dunwoody Rd at St. Andrews Circle, NB

Average Vehicles by Speed Bin



Average Volume by Hour



Generated by Jason Dove from City of Dunwoody on Jul 30, 2018 at 10:2:48 AM



Time of Day: 0:00 to 23:59
Dates: 7/4/2018 to 7/29/2018

Site: Chamblee Dunwoody Rd at St.
Andrews Circle, NB

Overall Summary

Total Days of Data: 26
Speed Limit: 35
Average Speed: 30.05
50th Percentile Speed: 31.14
85th Percentile Speed: 36.14
Pace Speed Range: 27.0-37.0

Minimum Speed: 5.0
Maximum Speed: 64.0
Display Status: Speed Display
Average Volume per Day: 4881.2
Total Volume: 126910.0