



Generated by Jason Dove from City of Dunwoody on May 14, 2018 at 11:28:7 AM

Time View: By Day of Week (Avg Volumes)

Speed Bins: Size 5, Range 1 to 65

Site: Leisure Drive South of Leisure Lake
Drive, SB

Time of Day: 0:00 to 23:59

Dates: 4/27/2018 to 5/13/2018

Day of Week	00:00	01:00	02:00	03:00	04:00	05:00	06:00	07:00	08:00	09:00	10:00	11:00	12:00	13:00	14:00	15:00	16:00	17:00	18:00	19:00	20:00	21:00	22:00	23:00	Total
Sun	9	3	0	3	2	0	7	17	30	54	58	66	37	73	47	37	47	46	37	33	13	13	3	3	632
Mon	0	0	0	5	1	11	44	153	192	54	54	45	56	48	44	51	86	68	50	46	30	16	5	5	1064
Tue	3	0	0	6	4	16	41	159	189	67	61	70	62	121	59	94	70	76	66	77	41	12	11	3	1308
Wed	1	2	3	0	5	10	49	148	214	59	60	62	41	51	31	90	81	79	66	43	32	15	9	4	1155
Thu	2	1	1	2	2	6	17	83	83	36	29	33	27	29	29	27	35	43	28	24	15	14	3	4	568
Fri	2	1	0	2	1	5	24	71	84	41	34	23	25	31	28	38	35	28	25	19	12	7	4	5	546
Sat	2	0	1	1	2	0	3	17	40	38	39	37	35	30	34	36	30	32	26	25	19	12	8	6	472
Avg #	3	1	1	3	2	7	26	93	119	50	48	48	40	55	39	53	55	53	43	38	23	13	6	4	821



Generated by Jason Dove from City of Dunwoody on May 14, 2018 at 11:28:7 AM

Time View: By Day of Week (Avg Volumes)

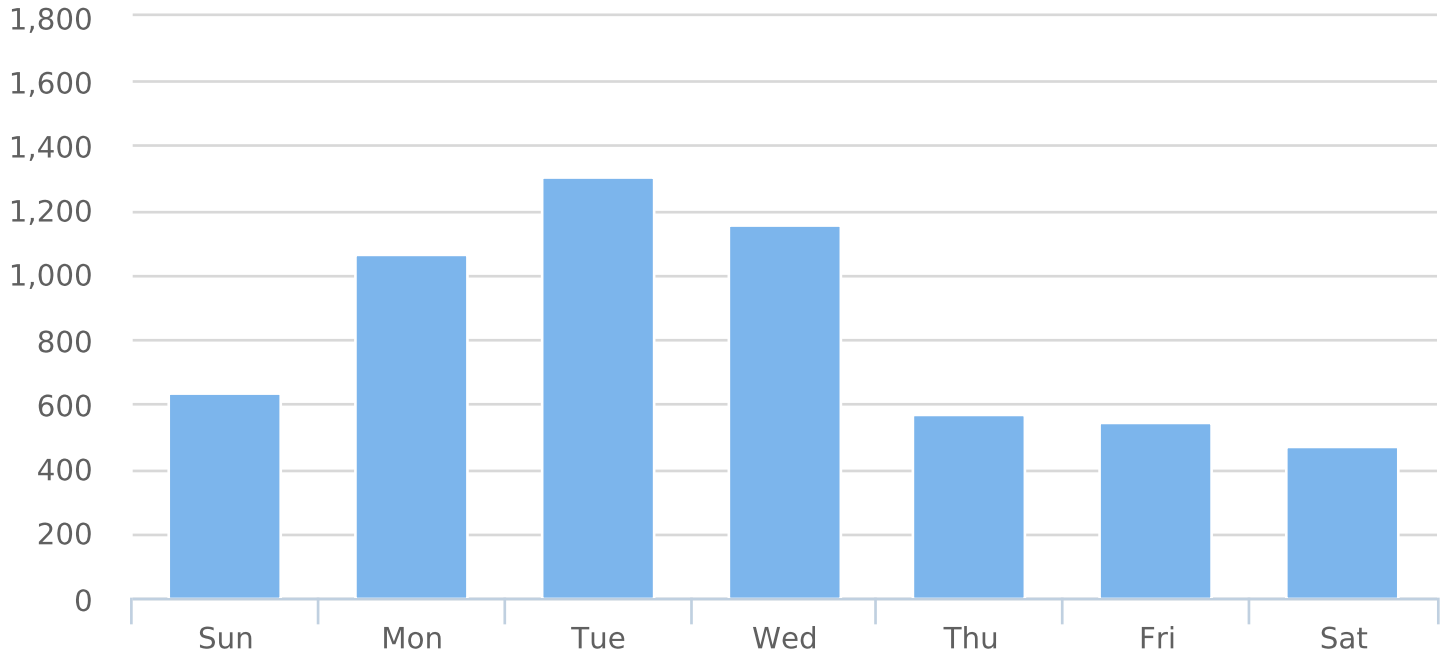
Speed Bins: Size 5, Range 1 to 65

Site: Leisure Drive South of Leisure Lake
Drive, SB

Time of Day: 0:00 to 23:59

Dates: 4/27/2018 to 5/13/2018

Volume by Day



Generated by Jason Dove from City of Dunwoody on May 14, 2018 at 11:29:47 AM



Time View: By Hour (Avg Volumes)

Speed Bins: Size 5, Range 1 to 65

Site: Leisure Drive South of Leisure Lake Drive, SB

Time of Day: 0:00 to 23:59

Dates: 4/27/2018 to 5/13/2018

Hour	Spd Lim	1 to 5	6 to 10	11 to 15	16 to 20	21 to 25	26 to 30	31 to 35	36 to 40	41 to 45	46 to 50	51 to 55	56 to 60	61 to 65	Avg Spd	Avg #
0:00	25	0	1	1	1	0	0	0	0	0	0	0	0	0	13.7	3
1:00	25	0	0	1	1	1	0	0	0	0	0	0	0	0	17.8	3
2:00	25	0	0	1	1	0	0	0	0	0	0	0	0	0	14.8	2
3:00	25	0	0	1	1	1	0	0	0	0	0	0	0	0	17.8	2
4:00	25	0	0	1	1	0	1	0	0	0	0	0	0	0	19.3	3
5:00	25	0	0	1	2	1	1	0	0	0	0	0	0	0	19.3	5
6:00	25	0	1	7	4	3	1	0	0	0	0	0	0	0	17.1	15
7:00	25	0	2	15	17	12	6	2	0	0	0	0	0	0	18.4	54
8:00	25	1	5	22	19	15	6	1	0	0	0	0	0	0	17.5	70
9:00	25	0	3	12	10	6	3	0	0	0	0	0	0	0	17.4	35
10:00	25	1	4	11	8	5	3	1	0	0	0	0	0	0	16.5	33
11:00	25	1	3	13	8	5	3	0	0	0	0	0	0	0	16.6	33
12:00	25	0	3	10	7	5	2	1	0	0	0	0	0	0	16.9	27
13:00	25	0	3	11	9	8	3	1	0	0	0	0	0	0	17.7	36
14:00	25	0	3	10	7	5	2	1	0	0	0	0	0	0	16.8	28
15:00	25	0	4	12	9	6	3	1	0	0	0	0	0	0	16.8	34
16:00	25	1	4	12	10	6	3	1	0	0	0	0	0	0	17.1	35
17:00	25	0	3	12	8	7	3	1	0	0	0	0	0	0	17.6	34
18:00	25	0	3	10	7	4	2	1	0	0	0	0	0	0	16.6	27
19:00	25	1	3	9	6	3	2	0	0	0	0	0	0	0	16.1	24
20:00	25	0	2	6	4	2	1	0	0	0	0	0	0	0	15.5	15
21:00	25	0	1	4	3	1	0	0	0	0	0	0	0	0	15.5	9
22:00	25	0	0	2	1	1	0	0	0	0	0	0	0	0	16.0	5
23:00	25	0	0	1	1	1	0	0	0	0	0	0	0	0	18.8	4
Avg #		0	2	8	6	4	2	0	0	0	0	0	0	0	17.0	22

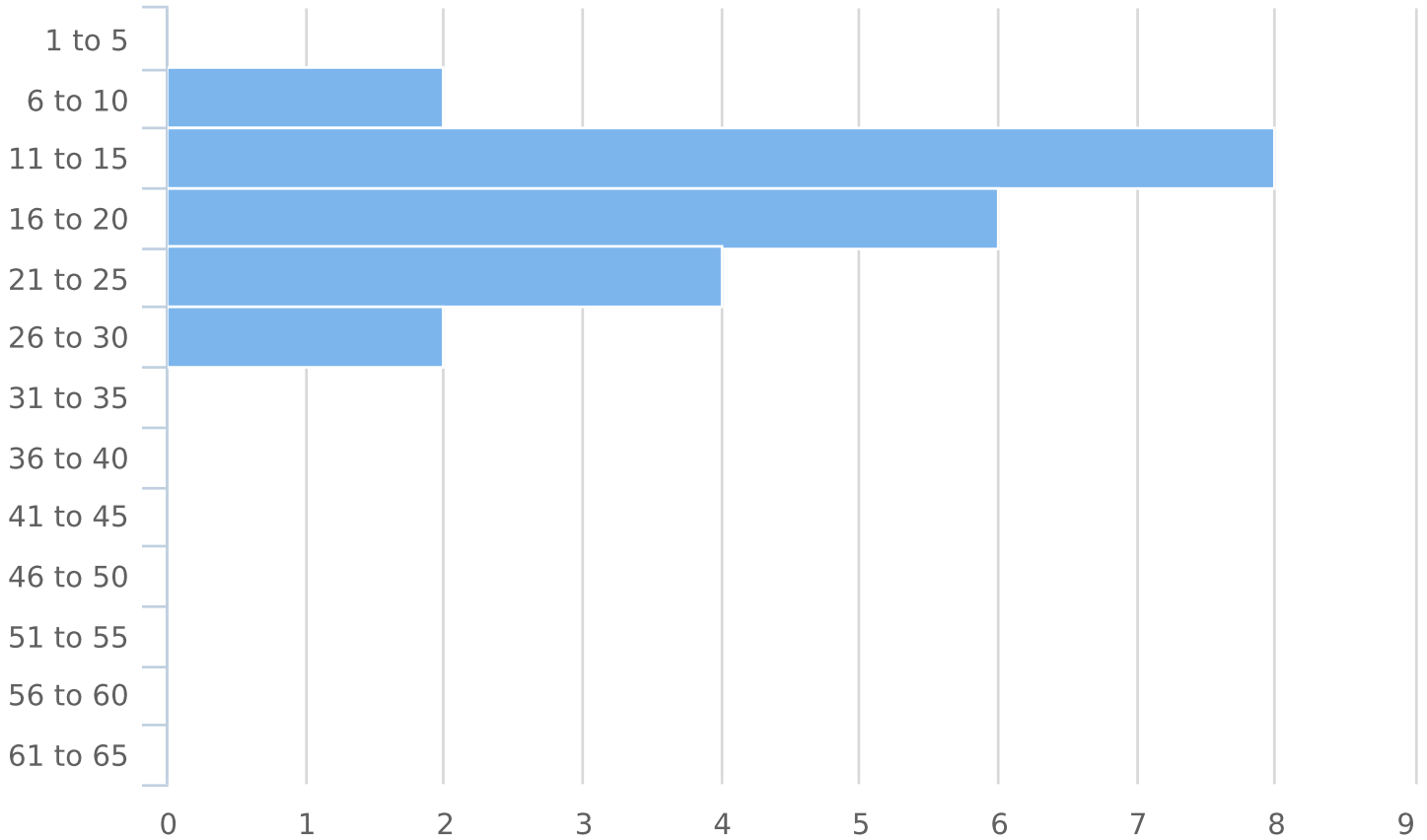


Generated by Jason Dove from City of Dunwoody on May 14, 2018 at 11:29:47 AM

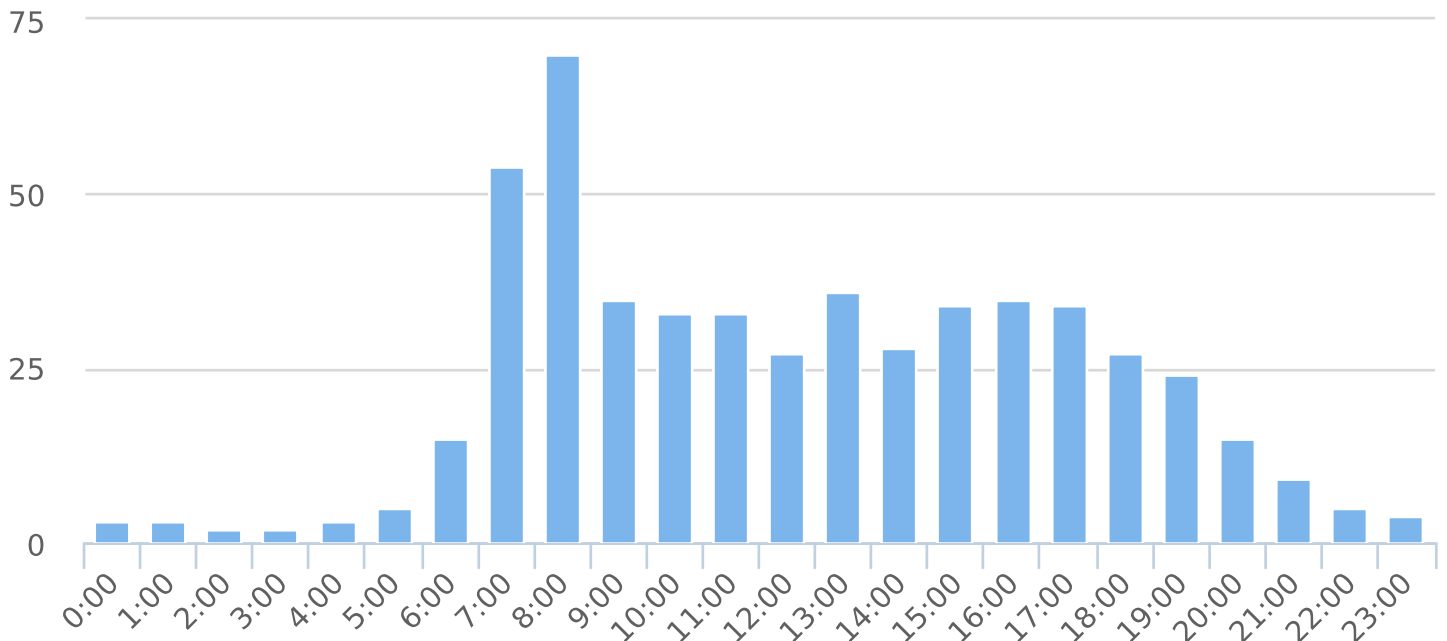
Time of Day: 0:00 to 23:59
 Dates: 4/27/2018 to 5/13/2018

Time View: By Hour (Avg Volumes)
 Speed Bins: Size 5, Range 1 to 65
 Site: Leisure Drive South of Leisure Lake Drive, SB

Average Vehicles by Speed Bin



Average Volume by Hour





Volume By Speed Report

Generated by Jason Dove from City of Dunwoody on May 14, 2018 at 11:32:19 AM

Time View: By Day of Week (Avg Volumes)

Speed Bins: Size 5, Range 1 to 65

Site: Leisure Drive South of Leisure Lake Drive, SB

Time of Day: 0:00 to 23:59

Dates: 4/27/2018 to 5/13/2018

Day of Week	Spd Lim	1 to 5	6 to 10	11 to 15	16 to 20	21 to 25	26 to 30	31 to 35	36 to 40	41 to 45	46 to 50	51 to 55	56 to 60	61 to 65	Avg Spd	Avg #
Sun	25	4	36	149	116	78	31	6	1	0	0	0	0	0	17.0	421
Mon	25	10	51	186	142	92	39	12	2	0	0	0	0	0	16.6	532
Tue	25	5	69	218	180	116	55	9	5	0	0	0	0	0	17.0	654
Wed	25	2	42	195	160	115	51	11	3	1	0	0	0	0	17.6	578
Thu	25	7	45	193	151	108	53	12	2	0	0	0	0	0	17.0	568
Fri	25	7	44	189	140	104	48	12	2	0	0	0	0	0	16.9	546
Sat	25	7	48	159	123	89	34	10	1	0	0	0	0	0	16.7	472
Avg #		6	48	184	145	100	44	10	2	0	0	0	0	0	17.0	539

Generated by Jason Dove from City of Dunwoody on May 14, 2018 at 11:32:19 AM



Time View: By Day of Week (Avg Volumes)

Speed Bins: Size 5, Range 1 to 65

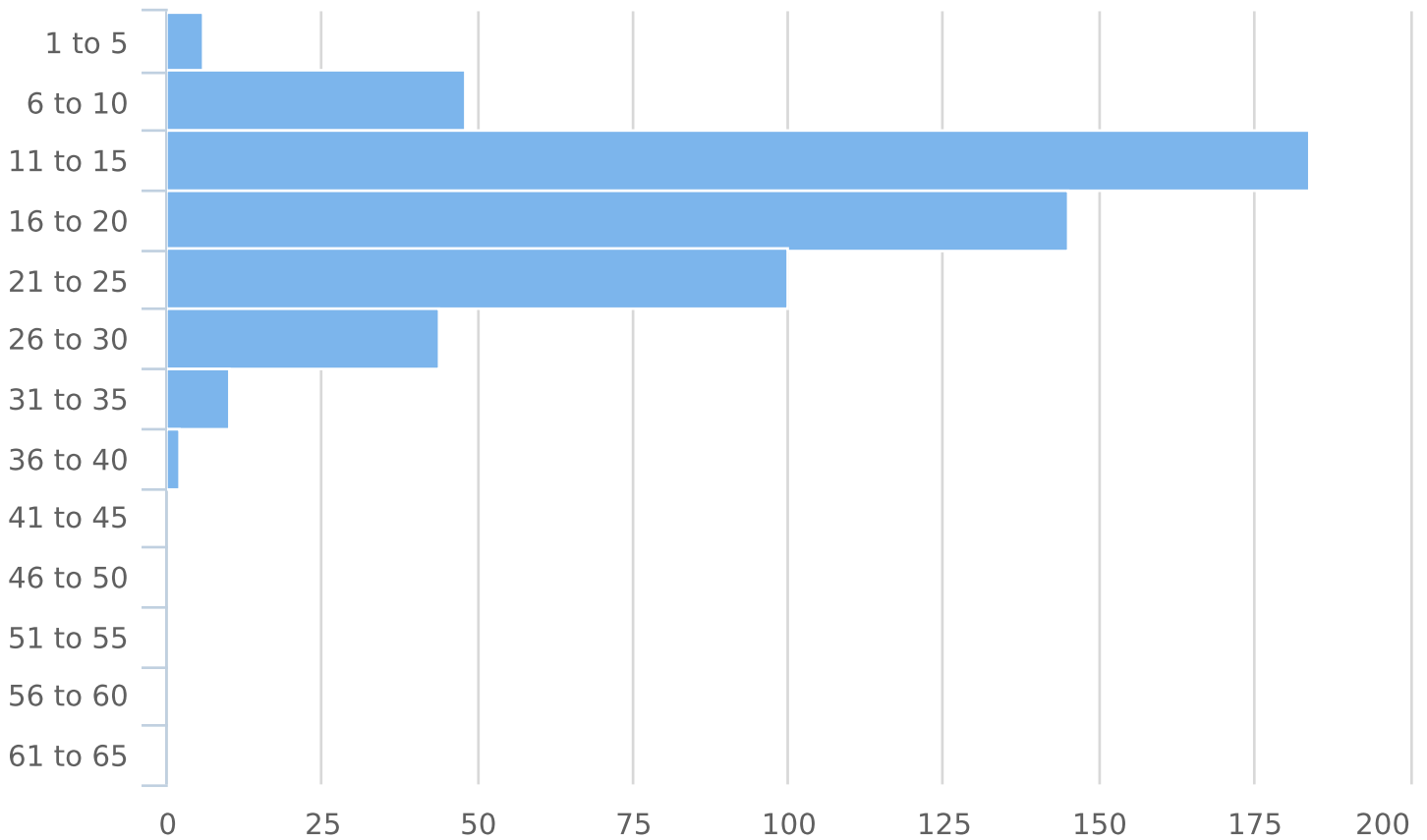
Time of Day: 0:00 to 23:59

Site: Leisure Drive South of Leisure Lake

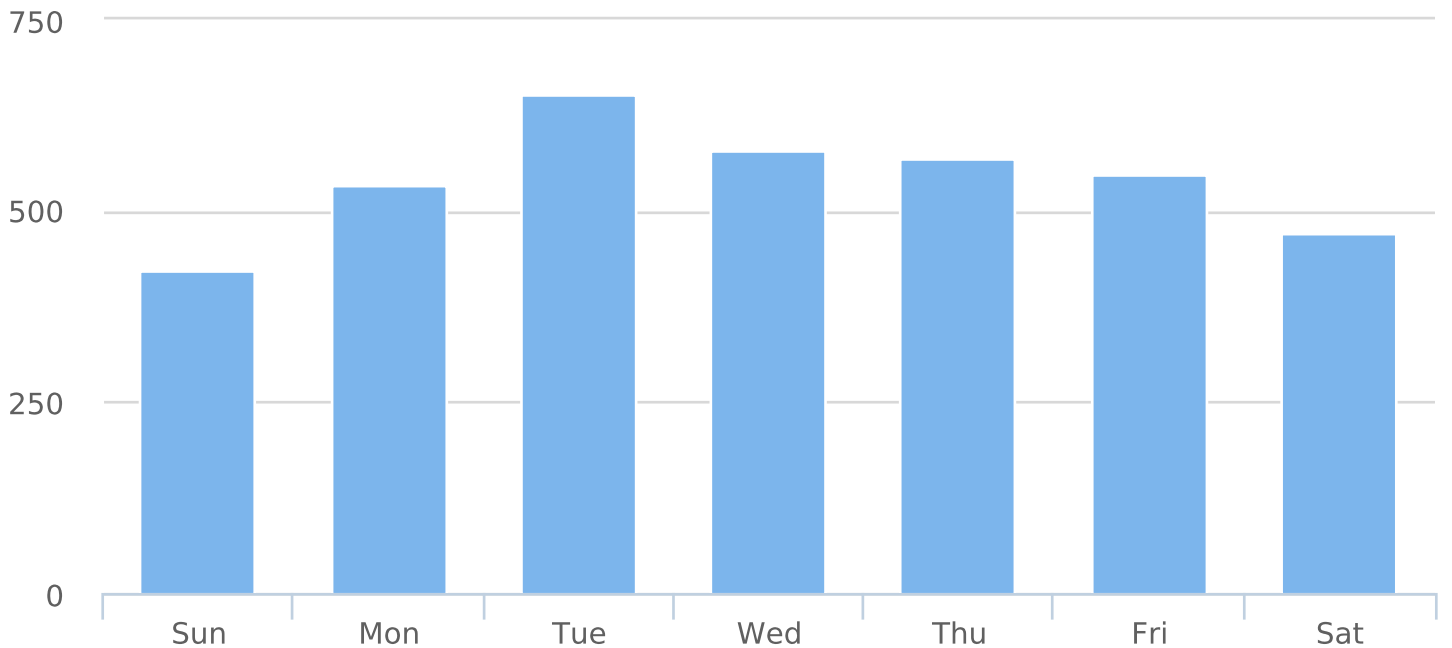
Dates: 4/27/2018 to 5/13/2018

Drive, SB

Average Vehicles by Speed Bin



Average Volume by Day of Week





Generated by Jason Dove from City of Dunwoody on May 14, 2018 at 11:17:31 AM

Time View: By Date (Total Volumes)

Speed Bins: Size 5, Range 1 to 100

Site: Leisure Drive South of Leisure Lake
Drive, SB

Time of Day: 0:00 to 23:59

Dates: 4/27/2018 to 5/13/2018

Date	00:00	01:00	02:00	03:00	04:00	05:00	06:00	07:00	08:00	09:00	10:00	11:00	12:00	13:00	14:00	15:00	16:00	17:00	18:00	19:00	20:00	21:00	22:00	23:00	Total
4/27/2018	0	0	0	2	0	11	27	87	93	32	17	26	26	26	22	35	36	32	40	19	10	5	4	3	553
4/28/2018	3	0	0	1	2	1	3	12	40	32	40	42	51	26	26	38	35	21	20	21	20	8	3	4	449
4/29/2018	5	0	0	3	1	0	5	12	28	29	29	40	25	52	36	27	28	27	26	16	10	6	4	0	409
4/30/2018	0	0	0	4	1	5	18	76	108	29	33	23	35	17	15	29	50	27	22	26	12	8	4	0	542
5/1/2018	1	0	0	3	0	11	17	79	109	42	30	28	30	44	22	47	34	31	40	34	13	5	0	0	620
5/2/2018	1	0	1	0	0	2	24	67	112	34	24	32	23	28	12	38	37	44	45	21	17	6	4	0	572
5/3/2018	2	2	1	1	0	5	20	83	69	44	22	27	27	33	25	30	37	29	29	24	18	14	3	1	546
5/4/2018	5	0	0	2	0	2	22	61	76	37	43	23	30	35	31	22	32	28	16	20	15	10	4	5	519
5/5/2018	2	0	2	3	1	0	4	19	43	44	42	29	20	33	44	34	24	34	18	40	23	17	4	7	487
5/6/2018	8	5	0	1	3	0	1	9	17	52	49	61	31	64	23	30	37	33	20	26	9	5	1	4	489
5/7/2018	0	0	0	1	0	6	26	77	84	25	21	22	21	31	29	22	36	41	28	20	18	8	1	5	522
5/8/2018	2	0	0	3	4	5	24	80	80	25	31	42	32	77	37	47	36	45	26	43	28	7	11	3	688
5/9/2018	0	2	2	0	5	8	25	81	102	25	36	30	18	23	19	52	44	35	21	22	15	9	5	4	583
5/10/2018	1	0	0	2	3	7	14	83	96	27	36	39	26	24	33	24	33	57	26	24	12	13	3	7	590
5/11/2018	1	3	0	2	3	2	22	66	84	53	41	20	18	33	32	57	37	25	20	19	11	7	4	7	567
5/12/2018	0	0	0	0	2	0	3	19	38	37	35	40	33	30	33	37	32	40	39	15	13	11	16	6	479
5/13/2018	4	0	0	2	0	0	7	13	15	26	38	30	18	29	35	16	29	31	28	23	6	14	0	1	365
Total #	35	12	6	30	25	65	262	924	1194	593	567	554	464	605	474	585	597	580	464	413	250	153	71	57	8980

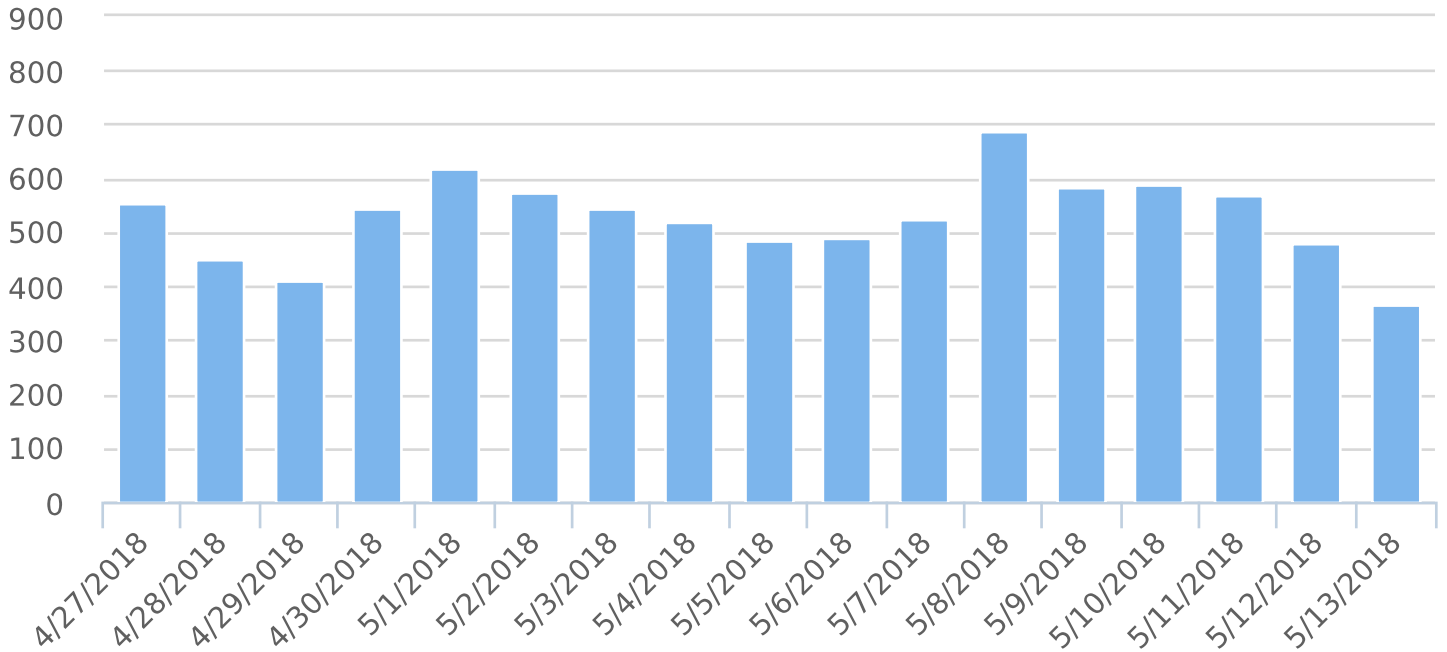


Generated by Jason Dove from City of Dunwoody on May 14, 2018 at 11:17:31 AM

Time of Day: 0:00 to 23:59
Dates: 4/27/2018 to 5/13/2018

Time View: By Date (Total Volumes)
Speed Bins: Size 5, Range 1 to 100
Site: Leisure Drive South of Leisure Lake
Drive, SB

Volume by Date





Generated by Jason Dove from City of Dunwoody on May 14, 2018 at 11:34:12 AM

Time of Day: 0:00 to 23:59
Dates: 4/27/2018 to 5/13/2018

Site: Leisure Drive South of Leisure
Lake Drive, SB

Overall Summary

Total Days of Data: 17
Speed Limit: 25
Average Speed: 16.98
50th Percentile Speed: 15.77
85th Percentile Speed: 21.65
Pace Speed Range: 11.0-21.0

Minimum Speed: 5.0
Maximum Speed: 41.0
Display Status: Speed Display
Average Volume per Day: 528.2
Total Volume: 8980.0

Generated by Jason Dove from City of Dunwoody on May 14, 2018 at 11:33:17 AM



Time View: By Date (Total Volumes)

Speed Bins: Size 5, Range 1 to 65

Site: Leisure Drive South of Leisure Lake Drive, SB

Time of Day: 0:00 to 23:59

Dates: 4/27/2018 to 5/13/2018

Date	Spd Lim	1 to 5	6 to 10	11 to 15	16 to 20	21 to 25	26 to 30	31 to 35	36 to 40	41 to 45	46 to 50	51 to 55	56 to 60	61 to 65	Avg Spd	Total #
4/27/2018	25	5	53	197	128	99	51	16	3	1	0	0	0	0	16.3	553
4/28/2018	25	3	49	157	111	91	27	9	2	0	0	0	0	0	16.4	449
4/29/2018	25	2	38	161	107	74	22	5	0	0	0	0	0	0	16.1	409
4/30/2018	25	8	47	202	138	92	38	14	3	0	0	0	0	0	16.8	542
5/1/2018	25	5	65	204	173	110	51	7	5	0	0	0	0	0	16.6	620
5/2/2018	25	2	37	197	157	121	46	11	1	0	0	0	0	0	17.1	572
5/3/2018	25	5	35	178	162	94	55	15	2	0	0	0	0	0	16.9	546
5/4/2018	25	7	42	182	140	89	46	9	4	0	0	0	0	0	17.6	519
5/5/2018	25	7	51	158	130	93	38	10	0	0	0	0	0	0	16.7	487
5/6/2018	25	8	41	153	144	90	41	10	2	0	0	0	0	0	17.1	489
5/7/2018	25	12	54	170	146	91	39	9	1	0	0	0	0	0	16.4	522
5/8/2018	25	5	72	231	187	121	58	10	4	0	0	0	0	0	17.4	688
5/9/2018	25	1	47	192	163	108	56	11	4	1	0	0	0	0	18.1	583
5/10/2018	25	8	54	208	139	121	50	8	2	0	0	0	0	0	17.1	590
5/11/2018	25	8	36	187	152	125	48	11	0	0	0	0	0	0	16.9	567
5/12/2018	25	12	44	162	129	84	36	11	1	0	0	0	0	0	17.2	479
5/13/2018	25	3	28	133	96	70	31	3	1	0	0	0	0	0	17.8	365
Total #		101	793	3072	2402	1673	733	169	35	2	0	0	0	0	17.0	8980

Generated by Jason Dove from City of Dunwoody on May 14, 2018 at 11:33:17 AM



Time View: By Date (Total Volumes)

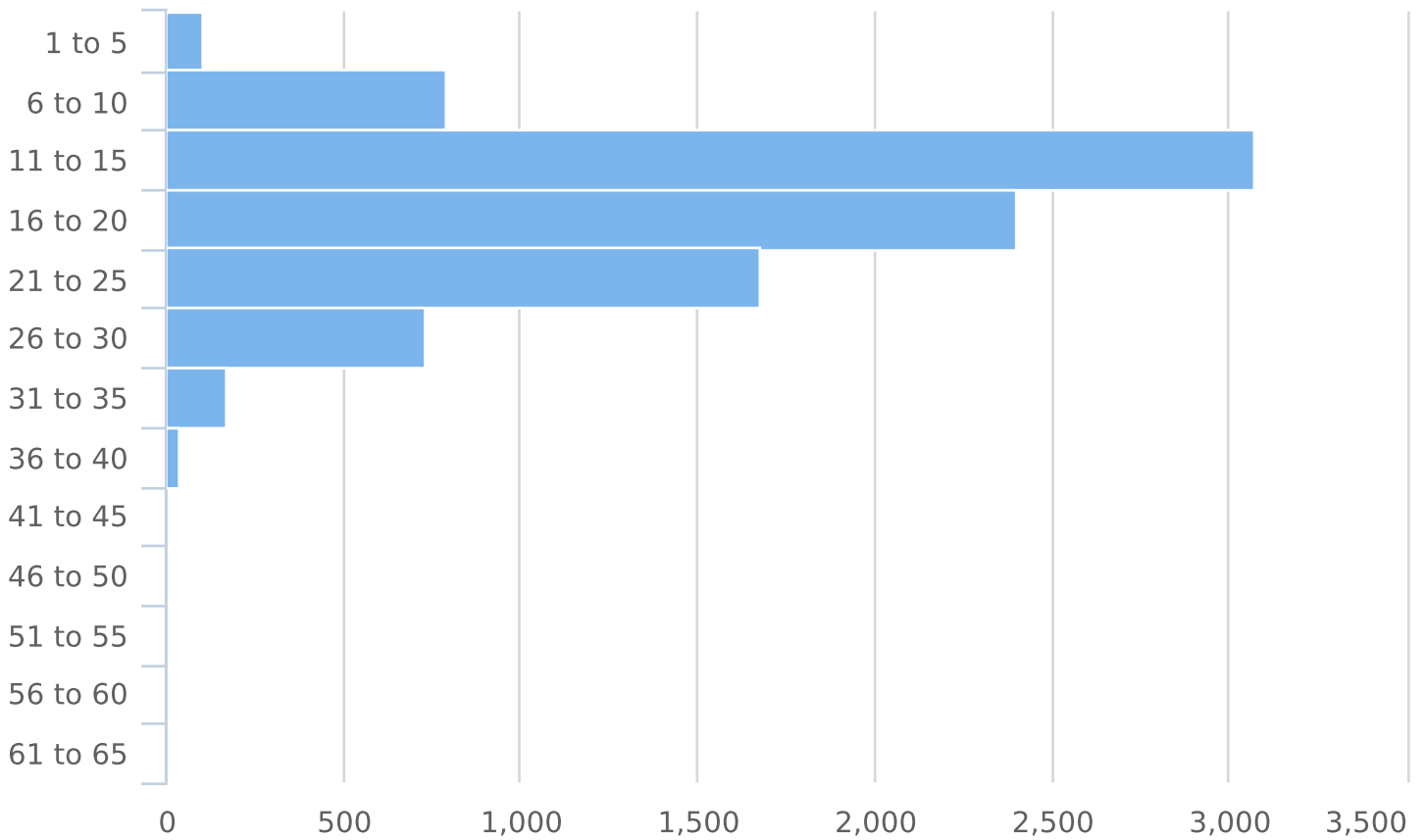
Speed Bins: Size 5, Range 1 to 65

Site: Leisure Drive South of Leisure Lake Drive, SB

Time of Day: 0:00 to 23:59

Dates: 4/27/2018 to 5/13/2018

Total Vehicles by Speed Bin



Total Volume by Date

