

Generated by Jason Dove from City of Dunwoody on Apr 26, 2018 at 3:58:35 PM



Time of Day: 0:00 to 23:59

Site: N. Peachtree Road , NB

Dates: 4/19/2018 to 4/26/2018

## Overall Summary

Total Days of Data: 8

Speed Limit: 35

Average Speed: 32.38

50th Percentile Speed: 32.82

85th Percentile Speed: 38.28

Pace Speed Range: 28.0-38.0

Minimum Speed: 5.0

Maximum Speed: 63.0

Display Status: All Messages

Average Volume per Day: 4357.4

Total Volume: 34859.0

Generated by Jason Dove from City of Dunwoody on Apr 26, 2018 at 4:1:3 PM



Time View: By Hour (Avg Volumes)

Speed Bins: Size 5, Range 1 to 85

Site: N. Peachtree Road , NB

Time of Day: 0:00 to 23:59

Dates: 4/19/2018 to 4/26/2018

Hour	Spd Lim	1 to 5	6 to 10	11 to 15	16 to 20	21 to 25	26 to 30	31 to 35	36 to 40	41 to 45	46 to 50	51 to 55	56 to 60	61 to 65	66 to 70	71 to 75	76 to 80	81 to 85	Avg Spd	Avg #
0:00	35	0	1	0	0	0	3	8	13	6	1	0	0	0	0	0	0	0	36.1	32
1:00	35	0	0	0	0	0	1	4	8	3	1	0	0	0	0	0	0	0	35.9	18
2:00	35	0	0	0	0	0	1	4	4	2	0	0	0	0	0	0	0	0	36.6	12
3:00	35	0	0	0	0	0	1	3	5	2	0	0	0	0	0	0	0	0	36.9	13
4:00	35	0	0	0	0	1	1	4	7	3	1	0	0	0	0	0	0	0	35.9	18
5:00	35	1	2	0	0	0	3	15	17	9	2	0	1	0	0	0	0	0	35.7	51
6:00	35	0	1	1	0	3	14	38	43	17	3	0	0	0	0	0	0	0	35.6	120
7:00	35	1	2	1	4	27	55	66	38	10	2	1	0	0	0	0	0	0	32.1	208
8:00	35	1	5	4	11	44	98	92	52	13	1	0	0	0	0	0	0	0	30.9	321
9:00	35	1	3	1	3	11	42	92	86	31	4	1	0	0	0	0	0	0	34.1	275
10:00	35	1	3	2	5	13	39	92	87	33	6	1	0	0	0	0	0	0	34.3	281
11:00	35	0	4	4	6	18	43	75	75	30	3	0	0	0	0	0	0	0	34.0	256
12:00	35	0	5	8	14	25	57	98	80	28	3	0	0	0	0	0	0	0	32.6	317
13:00	35	1	6	6	14	27	52	91	74	25	2	0	0	0	0	0	0	0	32.1	299
14:00	35	7	19	8	12	31	77	88	57	15	2	0	0	0	0	0	0	0	29.4	317
15:00	35	8	37	18	23	45	77	88	51	13	1	0	0	0	0	0	0	0	27.4	362
16:00	35	28	85	37	30	42	56	62	37	10	1	0	0	0	0	0	0	0	21.4	388
17:00	35	22	81	43	30	27	49	79	61	16	1	0	0	0	0	0	0	0	23.6	408
18:00	35	8	33	19	20	41	52	96	76	23	4	0	0	0	0	0	0	0	29.0	371
19:00	35	2	6	6	11	34	50	69	72	32	3	0	0	0	0	0	0	0	32.3	286
20:00	35	1	4	3	12	31	46	64	51	15	1	0	0	0	0	0	0	0	31.6	228
21:00	35	1	3	7	17	26	39	49	42	12	1	0	0	0	0	0	0	0	31.9	195
22:00	35	3	13	8	12	15	14	31	30	13	1	0	0	0	0	0	0	0	31.6	141
23:00	35	0	1	0	1	1	5	16	23	12	2	0	0	0	0	0	0	0	36.1	63
<b>Avg #</b>		4	13	7	9	19	36	55	45	16	2	0	0	0	0	0	0	0	32.4	208



Time View: By Hour (Avg Volumes)

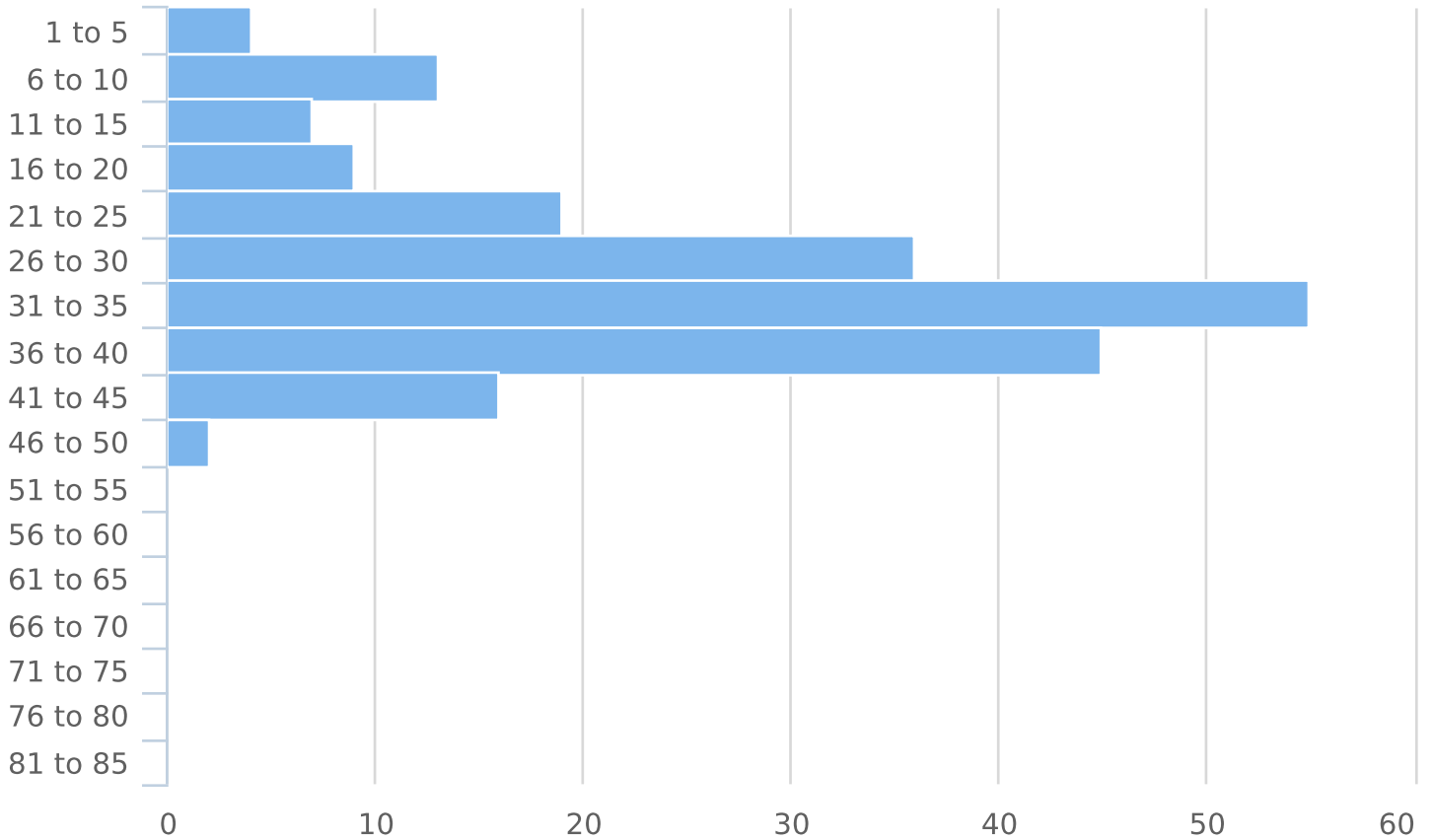
Speed Bins: Size 5, Range 1 to 85

Site: N. Peachtree Road , NB

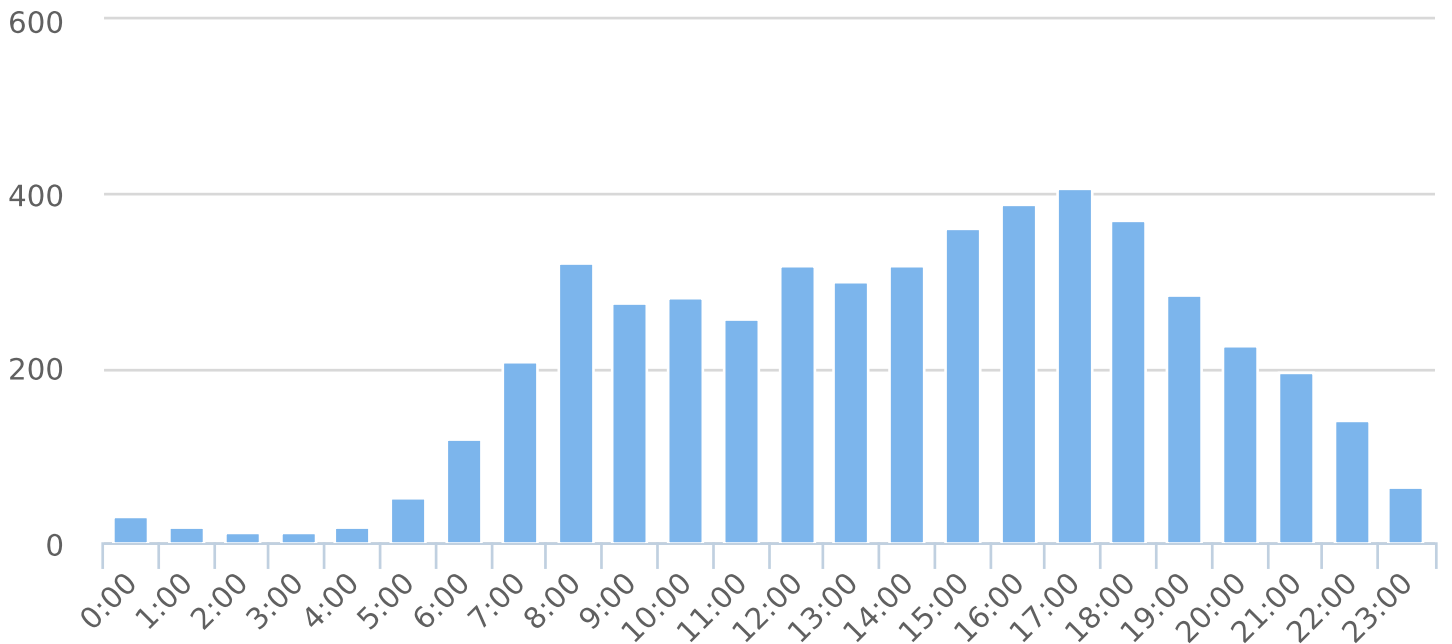
Time of Day: 0:00 to 23:59

Dates: 4/19/2018 to 4/26/2018

Average Vehicles by Speed Bin



Average Volume by Hour





Generated by Jason Dove from City of Dunwoody on Apr 26, 2018 at 4:2:4 PM

Time View: By Day of Week (Avg Volumes)

Speed Bins: Size 5, Range 1 to 85

Site: N. Peachtree Road , NB

Time of Day: 0:00 to 23:59

Dates: 4/19/2018 to 4/26/2018

Day of Week	00:00	01:00	02:00	03:00	04:00	05:00	06:00	07:00	08:00	09:00	10:00	11:00	12:00	13:00	14:00	15:00	16:00	17:00	18:00	19:00	20:00	21:00	22:00	23:00	Total
<b>Sun</b>	65	23	29	17	10	9	52	77	155	188	295	268	412	238	250	251	219	223	209	154	132	102	78	46	<b>3502</b>
<b>Mon</b>	27	21	7	16	17	53	128	248	369	309	252	268	285	245	325	341	402	440	367	239	168	106	71	34	<b>4738</b>
<b>Tue</b>	18	12	4	6	16	66	151	233	368	274	244	255	354	272	265	345	461	504	387	288	202	162	96	46	<b>5029</b>
<b>Wed</b>	11	12	8	14	25	67	157	235	325	314	300	305	316	306	315	378	488	515	431	296	231	159	96	41	<b>5345</b>
<b>Thu</b>	21	14	6	13	23	57	163	270	367	266	298	94	168	318	329	388	425	479	468	349	273	194	108	46	<b>5137</b>
<b>Fri</b>	27	12	8	6	18	69	128	245	405	265	263	253	305	303	342	417	368	380	391	351	291	334	268	109	<b>5558</b>
<b>Sat</b>	56	35	21	17	16	34	58	146	257	312	315	351	379	411	393	414	354	312	347	323	301	309	272	117	<b>5550</b>
<b>Avg #</b>	<b>32</b>	<b>18</b>	<b>12</b>	<b>13</b>	<b>18</b>	<b>51</b>	<b>120</b>	<b>208</b>	<b>321</b>	<b>275</b>	<b>281</b>	<b>256</b>	<b>317</b>	<b>299</b>	<b>317</b>	<b>362</b>	<b>388</b>	<b>408</b>	<b>371</b>	<b>286</b>	<b>228</b>	<b>195</b>	<b>141</b>	<b>63</b>	<b>4980</b>



Generated by Jason Dove from City of Dunwoody on Apr 26, 2018 at 4:2:4 PM

Time View: By Day of Week (Avg Volumes)

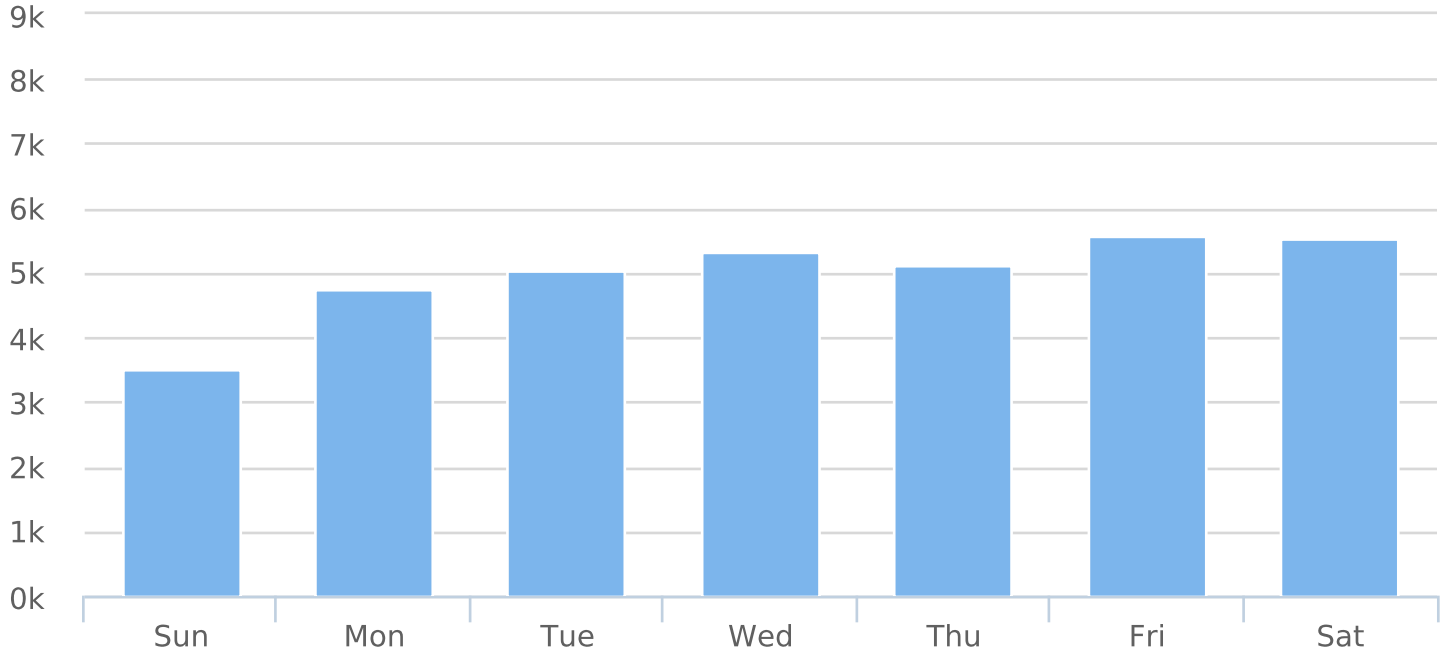
Speed Bins: Size 5, Range 1 to 85

Site: N. Peachtree Road , NB

Time of Day: 0:00 to 23:59

Dates: 4/19/2018 to 4/26/2018

## Volume by Day



Generated by Jason Dove from City of Dunwoody on Apr 26, 2018 at 4:3:35 PM



Time View: By Date (Total Volumes)  
Speed Bins: Size 5, Range 1 to 85  
Site: N. Peachtree Road , NB

Time of Day: 0:00 to 23:59  
Dates: 4/19/2018 to 4/26/2018

Date	Spd Lim	1 to 5	6 to 10	11 to 15	16 to 20	21 to 25	26 to 30	31 to 35	36 to 40	41 to 45	46 to 50	51 to 55	56 to 60	61 to 65	66 to 70	71 to 75	76 to 80	81 to 85	Avg Spd	Total #
4/19/2018	35	114	475	285	197	330	643	785	525	176	14	1	0	0	0	0	0	0	29.1	3545
4/20/2018	35	232	748	289	319	682	1019	1122	818	285	36	5	3	0	0	0	0	0	29.4	5558
4/21/2018	35	191	634	386	582	961	1149	954	504	160	21	6	2	0	0	0	0	0	28.3	5550
4/22/2018	35	5	26	21	52	119	398	1146	1193	476	58	6	2	0	0	0	0	0	35.1	3502
4/23/2018	35	9	50	60	103	277	768	1523	1383	503	53	5	2	2	0	0	0	0	33.6	4738
4/24/2018	35	11	87	49	136	362	885	1562	1387	480	60	5	5	0	0	0	0	0	34.5	5029
4/25/2018	35	35	178	152	183	400	937	1673	1334	401	46	5	1	0	0	0	0	0	33.8	5345
4/26/2018	35	1	9	4	22	106	324	490	462	155	18	1	0	0	0	0	0	0	35.6	1592
<b>Total #</b>		598	2207	1246	1594	3237	6123	9255	7606	2636	306	34	15	2	0	0	0	0	32.4	34859

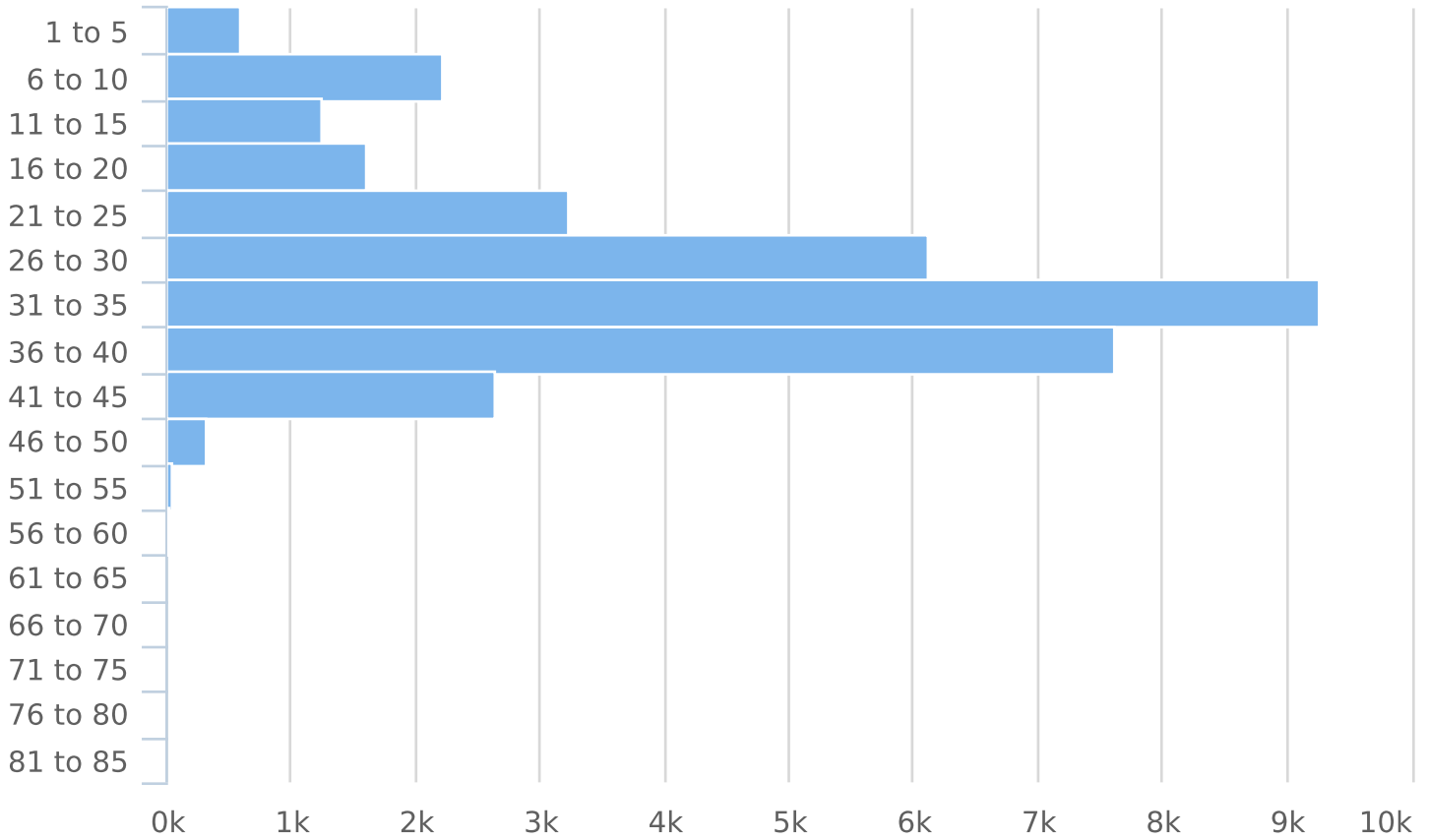


Generated by Jason Dove from City of Dunwoody on Apr 26, 2018 at 4:3:35 PM

Time View: By Date (Total Volumes)  
 Speed Bins: Size 5, Range 1 to 85  
 Site: N. Peachtree Road , NB

Time of Day: 0:00 to 23:59  
 Dates: 4/19/2018 to 4/26/2018

Total Vehicles by Speed Bin



Total Volume by Date

