

Generated by Jason Dove from City of Dunwoody on Apr 19, 2018 at 12:50:33 PM



Time View: By Date (Total Volumes)

Speed Bins: Size 5, Range 1 to 100

Site: Dunwoody Club Drive, EB

Time of Day: 0:00 to 23:59

Dates: 4/12/2018 to 4/18/2018

Date	00:00	01:00	02:00	03:00	04:00	05:00	06:00	07:00	08:00	09:00	10:00	11:00	12:00	13:00	14:00	15:00	16:00	17:00	18:00	19:00	20:00	21:00	22:00	23:00	Total
4/12/2018	0	0	0	0	0	0	0	0	0	0	0	0	0	0	0	0	0	0	0	0	0	0	0	0	0
4/13/2018	n/a	n/a	n/a	n/a	n/a	n/a	n/a	n/a	n/a	n/a	n/a	n/a	n/a	n/a	n/a	n/a	n/a	n/a	n/a	n/a	n/a	n/a	n/a	n/a	0
4/14/2018	n/a	n/a	n/a	n/a	n/a	n/a	n/a	n/a	n/a	n/a	n/a	n/a	n/a	n/a	n/a	n/a	n/a	n/a	n/a	n/a	n/a	n/a	n/a	n/a	0
4/15/2018	n/a	n/a	n/a	n/a	n/a	n/a	n/a	n/a	n/a	n/a	n/a	n/a	n/a	n/a	n/a	n/a	n/a	n/a	n/a	n/a	n/a	n/a	n/a	n/a	0
4/16/2018	0	0	0	0	0	0	0	0	0	0	209	376	338	364	445	485	498	464	300	208	141	69	34	3931	
4/17/2018	24	9	9	2	9	39	197	375	473	427	336	353	355	385	396	446	530	539	469	358	251	177	107	65	6331
4/18/2018	13	12	7	7	20	49	218	336	469	388	329	336	378	376	418	459	557	512	504	326	303	191	91	38	6337
Total #	37	21	16	9	29	88	415	711	942	815	665	898	1109	1099	1178	1350	1572	1549	1437	984	762	509	267	137	16599

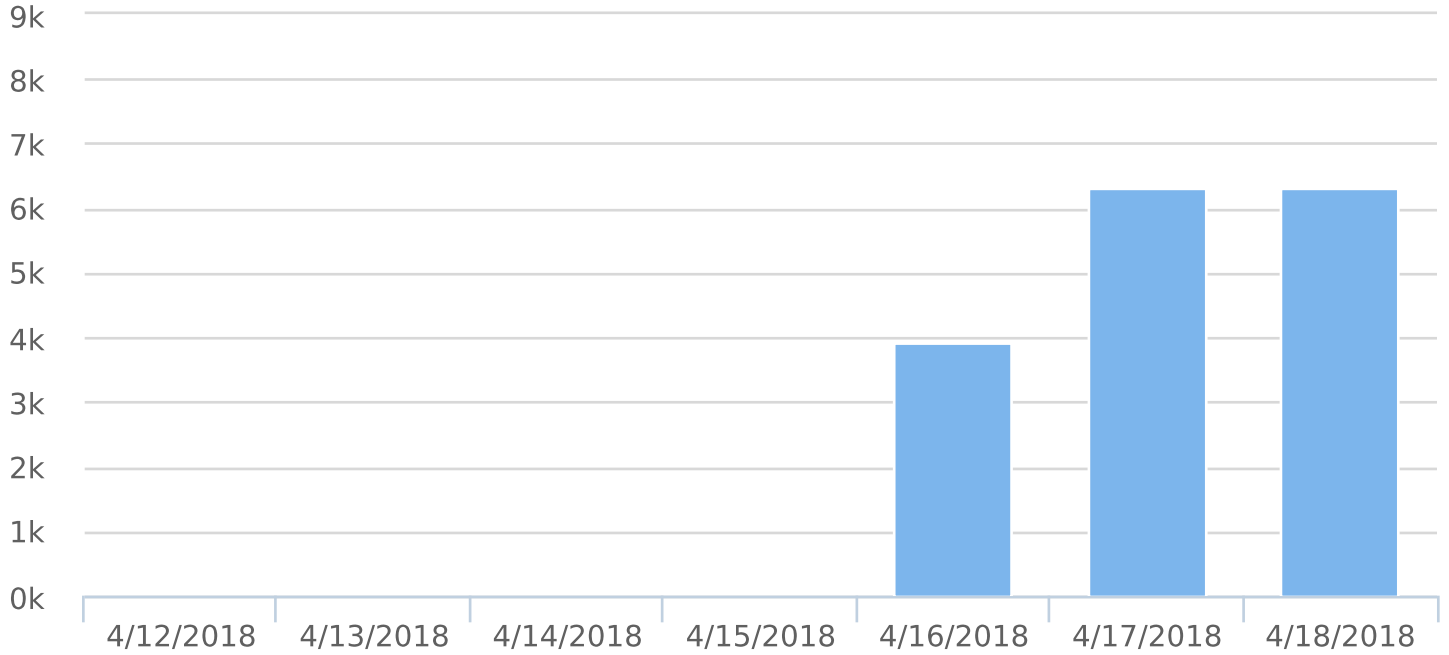
Generated by Jason Dove from City of Dunwoody on Apr 19, 2018 at 12:50:33 PM



Time of Day: 0:00 to 23:59
Dates: 4/12/2018 to 4/18/2018

Time View: By Date (Total Volumes)
Speed Bins: Size 5, Range 1 to 100
Site: Dunwoody Club Drive, EB

Volume by Date



Generated by Jason Dove from City of Dunwoody on Apr 19, 2018 at 12:48:53 PM



Time of Day: 0:00 to 23:59
Dates: 4/12/2018 to 4/18/2018

Site: Dunwoody Club Drive, EB

Overall Summary

Total Days of Data: 4
Speed Limit: 35
Average Speed: 37.6
50th Percentile Speed: 37.32
85th Percentile Speed: 42.39
Pace Speed Range: 33.0-43.0

Minimum Speed: 5.0
Maximum Speed: 66.0
Display Status: Speed Display
Average Volume per Day: 4157.0
Total Volume: 16628.0

Generated by Jason Dove from City of Dunwoody on Apr 19, 2018 at 12:49:45 PM



Time View: By Date (Total Volumes)
 Speed Bins: Size 5, Range 1 to 100
 Site: Dunwoody Club Drive, EB

Time of Day: 0:00 to 23:59
 Dates: 4/12/2018 to 4/18/2018

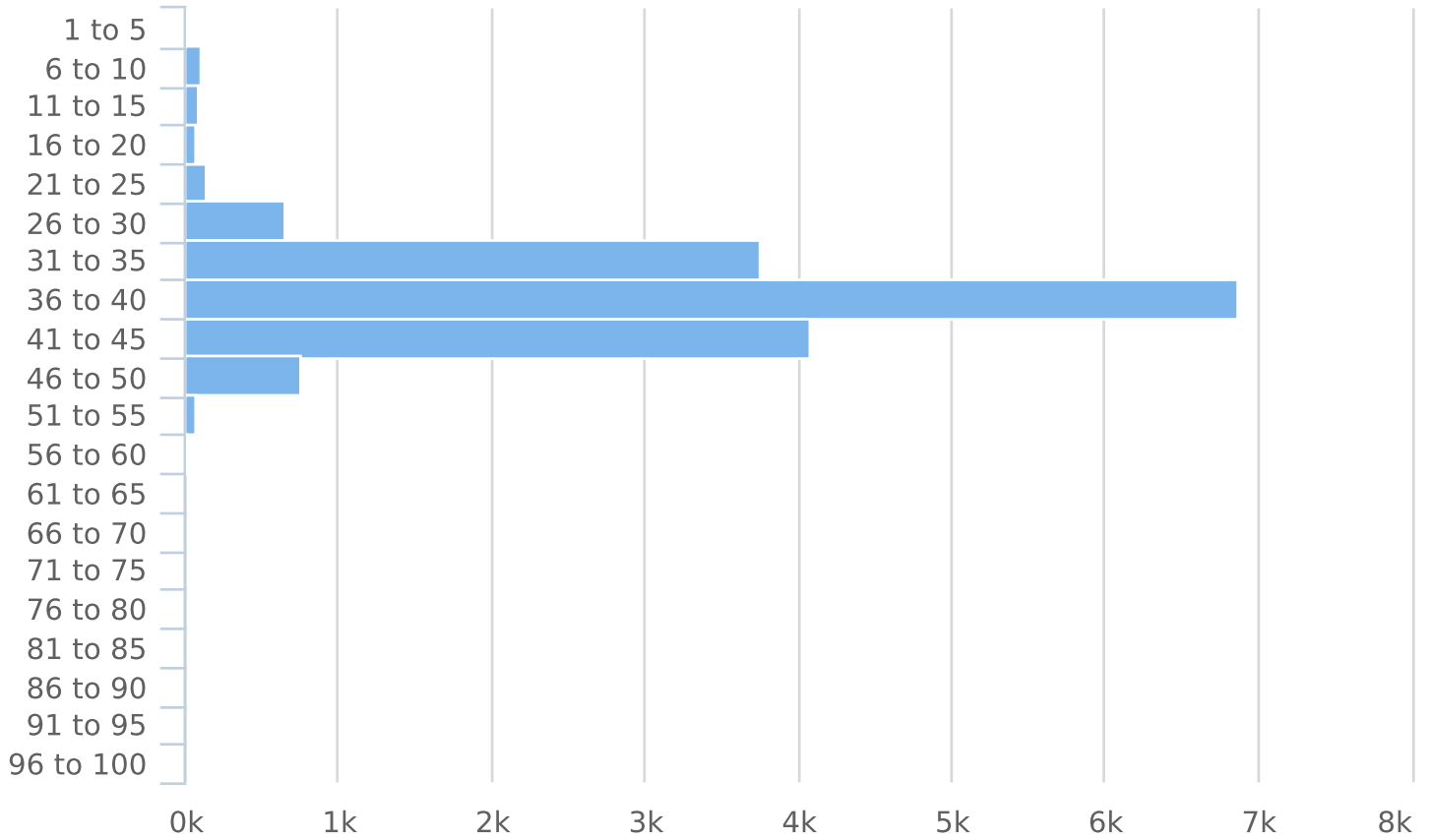
Date	Spd Lim	1 to 5	6 to 10	11 to 15	16 to 20	21 to 25	26 to 30	31 to 35	36 to 40	41 to 45	46 to 50	51 to 55	56 to 60	61 to 65	66 to 70	71 to 75	76 to 80	81 to 85	86 to 90	91 to 95	96 to 100	Avg Spd	Total #	
4/12/2018	25	0	0	0	0	0	0	0	0	0	0	0	0	0	0	0	0	0	0	0	0	0	0.0	0
4/13/2018	0	0	0	0	0	0	0	0	0	0	0	0	0	0	0	0	0	0	0	0	0	0	0.0	0
4/14/2018	0	0	0	0	0	0	0	0	0	0	0	0	0	0	0	0	0	0	0	0	0	0	0.0	0
4/15/2018	0	0	0	0	0	0	0	0	0	0	0	0	0	0	0	0	0	0	0	0	0	0	0.0	0
4/16/2018	35	1	11	14	12	26	165	909	1656	932	182	21	1	0	1	0	0	0	0	0	0	0	37.7	3931
4/17/2018	35	14	76	44	35	67	223	1415	2558	1594	273	27	5	0	0	0	0	0	0	0	0	0	37.7	6331
4/18/2018	35	1	16	26	20	50	260	1436	2662	1544	300	19	3	0	0	0	0	0	0	0	0	0	37.5	6337
Total #		16	103	84	67	143	648	3760	6876	4070	755	67	9	0	1	0	0	0	0	0	0	0	16.1	16599



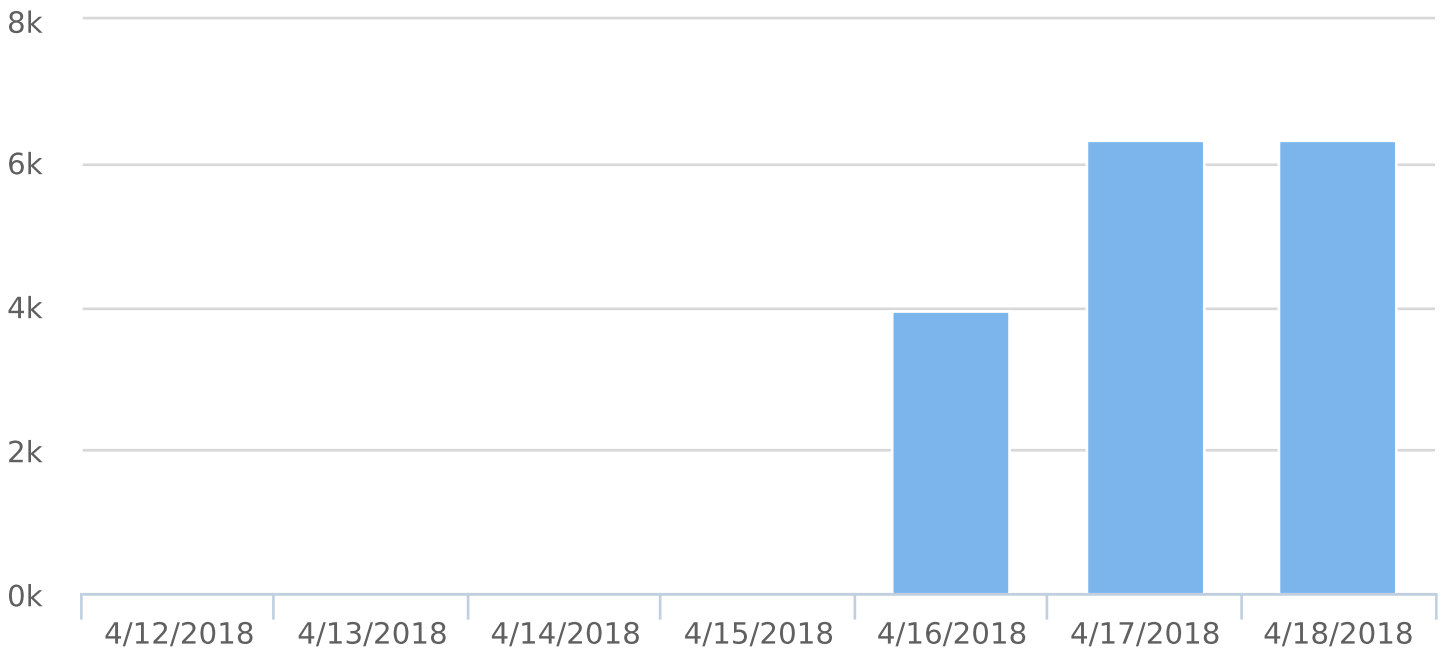
Time View: By Date (Total Volumes)
 Speed Bins: Size 5, Range 1 to 100
 Site: Dunwoody Club Drive, EB

Time of Day: 0:00 to 23:59
 Dates: 4/12/2018 to 4/18/2018

Total Vehicles by Speed Bin



Total Volume by Date





Generated by Jason Dove from City of Dunwoody on Apr 19, 2018 at 12:36:35 PM

Time of Day: 0:00 to 23:59

Site: Dunwoody Club Drive, EB

Dates: 4/12/2018 to 4/18/2018

Overall Summary

Total Days of Data: 4

Speed Limit: 35

Average Speed: 37.6

50th Percentile Speed: 37.32

85th Percentile Speed: 42.39

Pace Speed Range: 33.0-43.0

Minimum Speed: 5.0

Maximum Speed: 66.0

Display Status: Speed Display

Average Volume per Day: 4157.0

Total Volume: 16628.0

Generated by Jason Dove from City of Dunwoody on Apr 19, 2018 at 12:46:25 PM



Time View: By Hour (Avg Volumes)
 Speed Bins: Size 5, Range 1 to 100
 Site: Dunwoody Club Drive, EB

Time of Day: 0:00 to 23:59
 Dates: 4/12/2018 to 4/18/2018

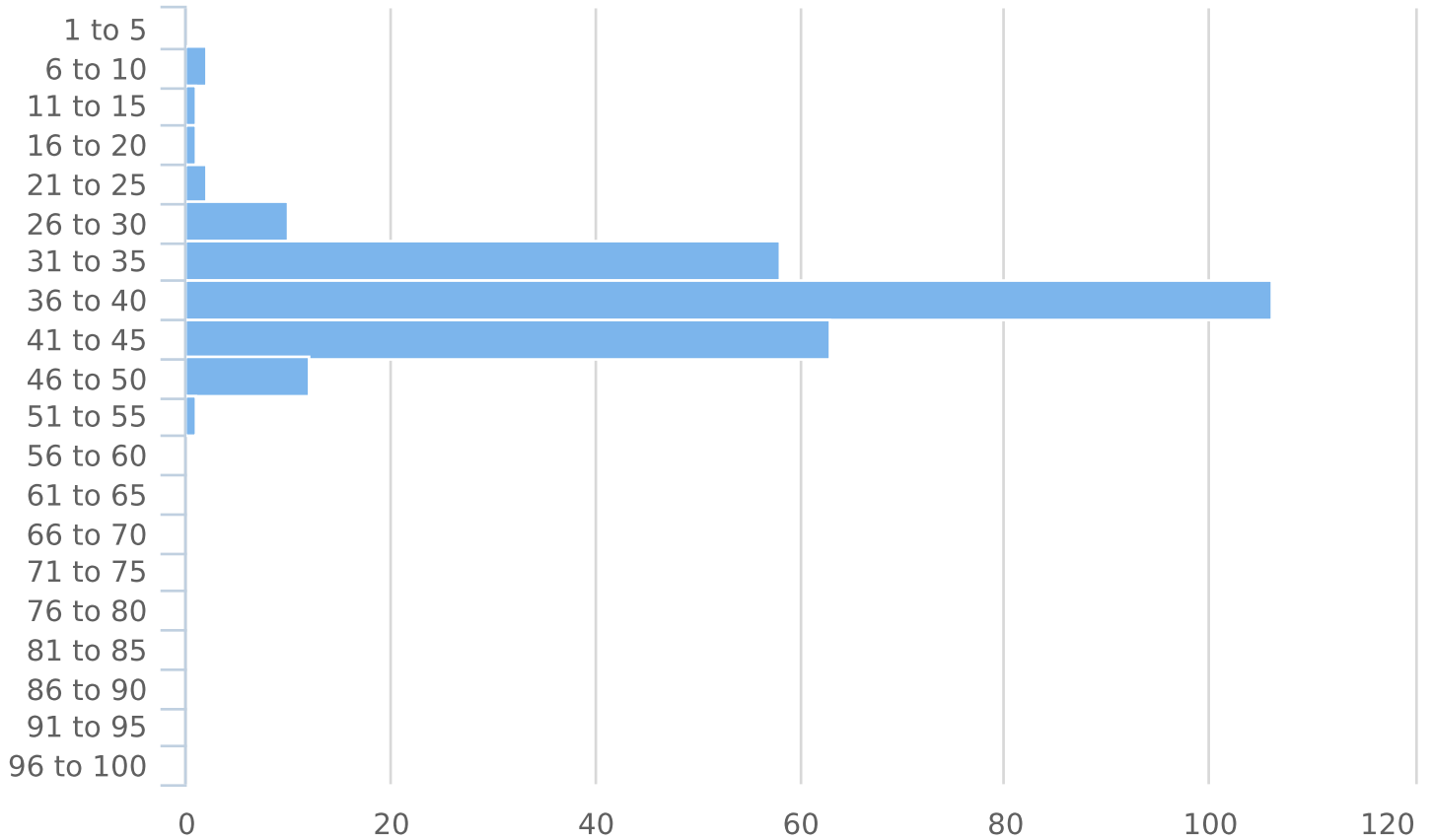
Hour	Spd Lim	1 to 5	6 to 10	11 to 15	16 to 20	21 to 25	26 to 30	31 to 35	36 to 40	41 to 45	46 to 50	51 to 55	56 to 60	61 to 65	66 to 70	71 to 75	76 to 80	81 to 85	86 to 90	91 to 95	96 to 100	Avg Spd	Avg #	
0:00	35	0	0	0	0	0	0	6	9	5	1	0	0	0	0	0	0	0	0	0	0	0	38.3	22
1:00	35	0	0	0	0	0	1	6	3	1	0	0	0	0	0	0	0	0	0	0	0	0	35.5	11
2:00	35	0	0	0	0	0	1	3	3	1	2	1	0	0	0	0	0	0	0	0	0	0	39.0	8
3:00	35	0	0	0	0	0	1	3	1	1	1	0	0	0	0	0	0	0	0	0	0	0	36.5	5
4:00	35	0	0	1	0	0	3	3	5	3	0	1	0	0	0	0	0	0	0	0	0	0	35.5	15
5:00	35	0	0	0	0	0	1	13	19	9	2	1	0	0	0	0	0	0	0	0	0	0	38.0	44
6:00	35	0	4	1	1	2	6	60	92	36	7	2	1	0	0	0	0	0	0	0	0	0	37.0	208
7:00	35	0	0	1	1	1	8	72	147	102	23	3	1	0	0	0	0	0	0	0	0	0	39.0	356
8:00	35	0	0	1	2	1	12	101	180	145	30	1	0	0	0	0	0	0	0	0	0	0	39.0	471
9:00	35	0	0	1	0	2	13	81	177	116	17	2	0	0	0	0	0	0	0	0	0	0	38.5	408
10:00	35	0	1	2	1	1	10	79	148	78	13	2	0	0	0	0	0	0	0	0	0	0	38.0	333
11:00	35	0	2	3	3	5	16	66	124	64	14	2	0	0	0	0	0	0	0	0	0	0	37.0	299
12:00	35	0	1	2	0	3	15	71	157	102	16	2	0	0	0	0	0	0	0	0	0	0	38.3	370
13:00	35	0	2	1	1	3	12	75	156	96	21	1	0	0	0	0	0	0	0	0	0	0	38.0	366
14:00	35	0	1	3	4	6	17	84	165	101	11	1	0	0	0	0	0	0	0	0	0	0	37.7	393
15:00	35	0	1	1	1	2	14	91	185	130	23	2	1	0	0	0	0	0	0	0	0	0	38.7	450
16:00	35	3	16	6	3	7	25	120	194	121	27	2	0	0	0	0	0	0	0	0	0	0	36.3	524
17:00	35	1	5	6	6	11	34	120	184	122	26	1	0	0	0	0	0	0	0	0	0	0	36.7	516
18:00	35	0	0	0	1	1	18	100	206	123	27	2	0	0	0	0	0	0	0	0	0	0	38.3	479
19:00	35	0	1	1	1	3	9	75	144	80	14	1	0	0	0	0	0	0	0	0	0	0	38.3	328
20:00	35	0	1	1	1	2	10	88	111	39	1	0	0	0	0	0	0	0	0	0	0	0	36.0	254
21:00	35	0	1	1	0	0	7	44	86	25	4	1	0	0	0	0	0	0	0	0	0	0	37.3	170
22:00	35	0	0	0	0	1	3	28	35	16	3	1	1	0	0	0	0	0	0	0	0	0	37.3	89
23:00	35	0	0	0	0	1	2	10	22	7	3	1	0	0	0	0	0	0	0	0	0	0	38.0	46
Avg #		0	2	1	1	2	10	58	106	63	12	1	0	0	0	0	0	0	0	0	0	0	37.6	257



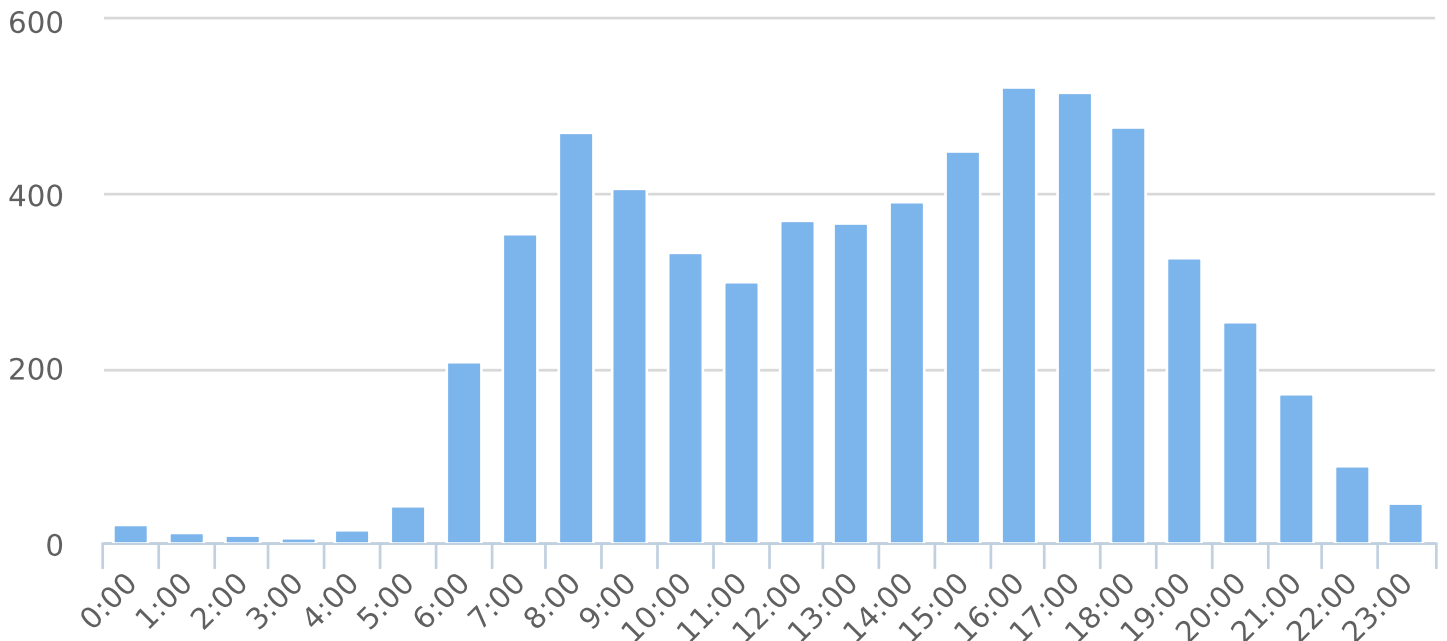
Time View: By Hour (Avg Volumes)
 Speed Bins: Size 5, Range 1 to 100
 Site: Dunwoody Club Drive, EB

Time of Day: 0:00 to 23:59
 Dates: 4/12/2018 to 4/18/2018

Average Vehicles by Speed Bin



Average Volume by Hour





Volume By Time Report

Generated by Jason Dove from City of Dunwoody on Apr 19, 2018 at 12:48:0 PM

Time View: By Day of Week (Avg Volumes)

Speed Bins: Size 5, Range 1 to 100

Site: Dunwoody Club Drive, EB

Time of Day: 0:00 to 23:59

Dates: 4/12/2018 to 4/18/2018

Day of Week	00:00	01:00	02:00	03:00	04:00	05:00	06:00	07:00	08:00	09:00	10:00	11:00	12:00	13:00	14:00	15:00	16:00	17:00	18:00	19:00	20:00	21:00	22:00	23:00	Total
Sun	n/a	n/a	n/a	n/a	n/a	n/a	n/a	n/a	n/a	n/a	n/a	n/a	n/a	n/a	n/a	n/a	n/a	n/a	n/a	n/a	n/a	n/a	n/a	n/a	null
Mon	0	0	0	0	0	0	0	0	0	0	0	209	376	338	364	445	485	498	464	300	208	141	69	34	3931
Tue	24	9	9	2	9	39	197	375	473	427	336	353	355	385	396	446	530	539	469	358	251	177	107	65	6331
Wed	13	12	7	7	20	49	218	336	469	388	329	336	378	376	418	459	557	512	504	326	303	191	91	38	6337
Thu	29	0	0	0	0	0	0	0	0	0	0	0	0	0	0	0	0	0	0	0	0	0	0	0	29
Fri	0	0	0	0	0	0	0	0	0	0	0	0	0	0	0	0	0	0	0	0	0	0	0	0	0
Sat	n/a	n/a	n/a	n/a	n/a	n/a	n/a	n/a	n/a	n/a	n/a	n/a	n/a	n/a	n/a	n/a	n/a	n/a	n/a	n/a	n/a	n/a	n/a	n/a	null
Avg #	13	4	3	2	6	18	83	142	188	163	133	180	222	220	236	270	314	310	287	197	152	102	53	27	3326

Generated by Jason Dove from City of Dunwoody on Apr 19, 2018 at 12:48:0 PM



Time View: By Day of Week (Avg Volumes)

Speed Bins: Size 5, Range 1 to 100

Site: Dunwoody Club Drive, EB

Time of Day: 0:00 to 23:59

Dates: 4/12/2018 to 4/18/2018

Volume by Day

