

# Speed Enforcement Evaluator

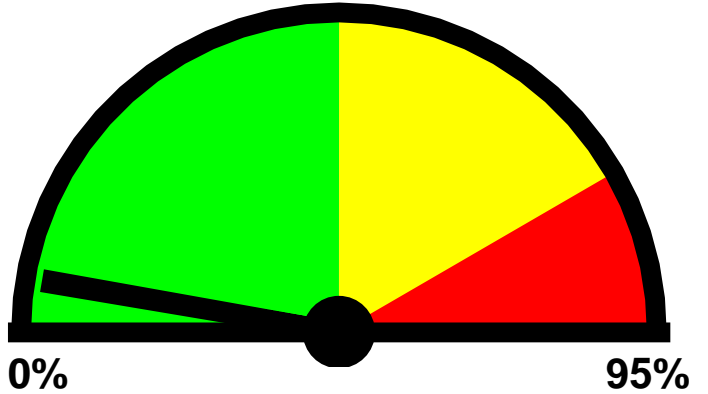
**Location:**  
**Womack Road**

**Total Percentage of  
Enforceable Violations**

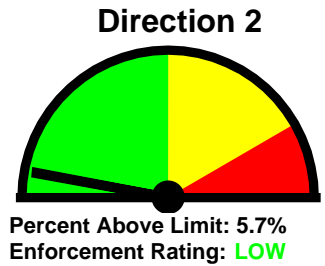
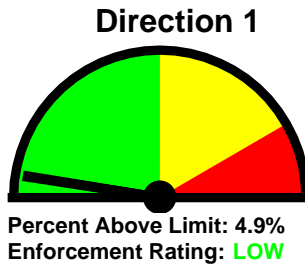
**Closest Cross Street:**  
Village Creek Drive

**Analysis Dates:**  
Monday, April 16, 2018  
Wednesday, April 25, 2018

**Installed By:**  
Sgt .J. Dove Crime Response Team



**0%** **95%**  
**Posted Speed Limit:** 35 MPH  
**Enforcement Tolerance:** 5 MPH  
**Enforcement Limit:** 41 MPH & Up  
**Percentage Above Limit:** 5.3%  
**Enforcement Rating:** **LOW**



Combined

1-5	6-10	11-15	16-20	21-25	26-30	31-35	36-40	41-45	46-50	51-55	56-60	61-65	>65
0	143	985	1109	1222	3670	8086	5381	1032	102	12	3	1	4

85 percentile = 37

Direction 1

1-5	6-10	11-15	16-20	21-25	26-30	31-35	36-40	41-45	46-50	51-55	56-60	61-65	>65
0	108	550	578	607	1600	3609	2216	424	39	5	3	0	2

85 percentile = 37

Direction 2

1-5	6-10	11-15	16-20	21-25	26-30	31-35	36-40	41-45	46-50	51-55	56-60	61-65	>65
0	35	435	531	615	2070	4477	3165	608	63	7	0	1	2

85 percentile = 37