

Generated by Jason Dove from City of Dunwoody on Nov 8, 2018 at 11:57:18 AM



Time View: By Day of Week (Avg Volumes)

Speed Bins: Size 5, Range 1 to 65

Site: Ashford Center Parkway WB, WB

Time of Day: 0:00 to 23:59

Dates: 10/29/2018 to 11/7/2018

Day of Week	Spd Lim	1 to 5	6 to 10	11 to 15	16 to 20	21 to 25	26 to 30	31 to 35	36 to 40	41 to 45	46 to 50	51 to 55	56 to 60	61 to 65	Avg Spd	Avg #
Sun	30	1	6	3	3	73	842	986	213	20	0	0	0	0	31.3	2147
Mon	30	1	4	3	10	116	1109	1240	271	22	2	0	0	0	30.5	2775
Tue	30	5	9	3	9	138	1268	1569	330	28	2	0	0	0	31.1	3358
Wed	30	10	36	7	21	175	1316	1510	321	27	2	0	0	0	30.6	3423
Thu	30	1	10	5	7	154	1339	1427	300	14	2	0	0	0	30.8	3259
Fri	30	0	5	1	17	161	1384	1554	304	37	0	1	0	0	30.9	3464
Sat	30	0	1	7	7	91	894	1029	229	19	0	0	0	0	30.9	2277
Avg #		3	10	4	11	130	1165	1331	281	24	1	0	0	0	30.9	2958



Time View: By Day of Week (Avg Volumes)

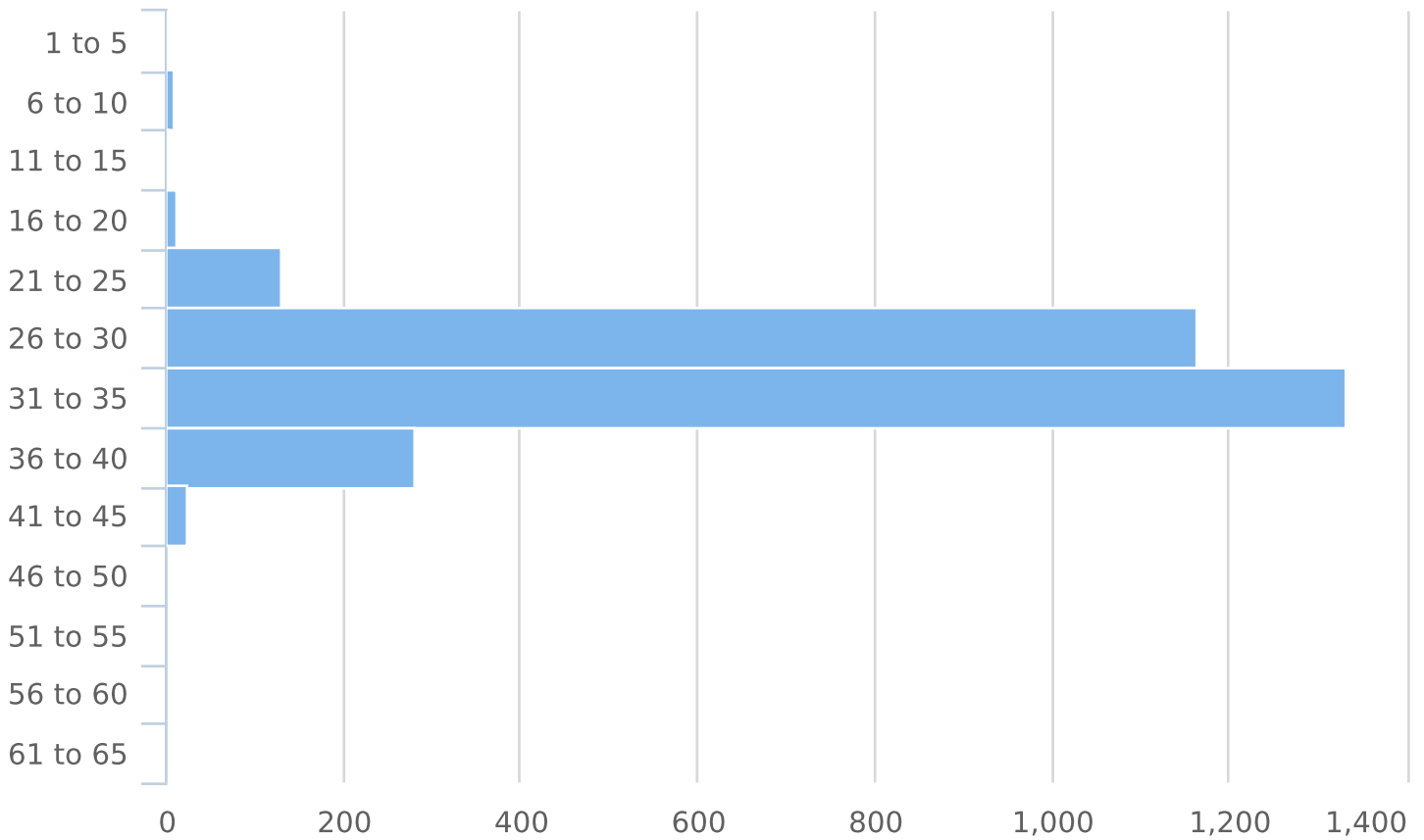
Speed Bins: Size 5, Range 1 to 65

Site: Ashford Center Parkway WB, WB

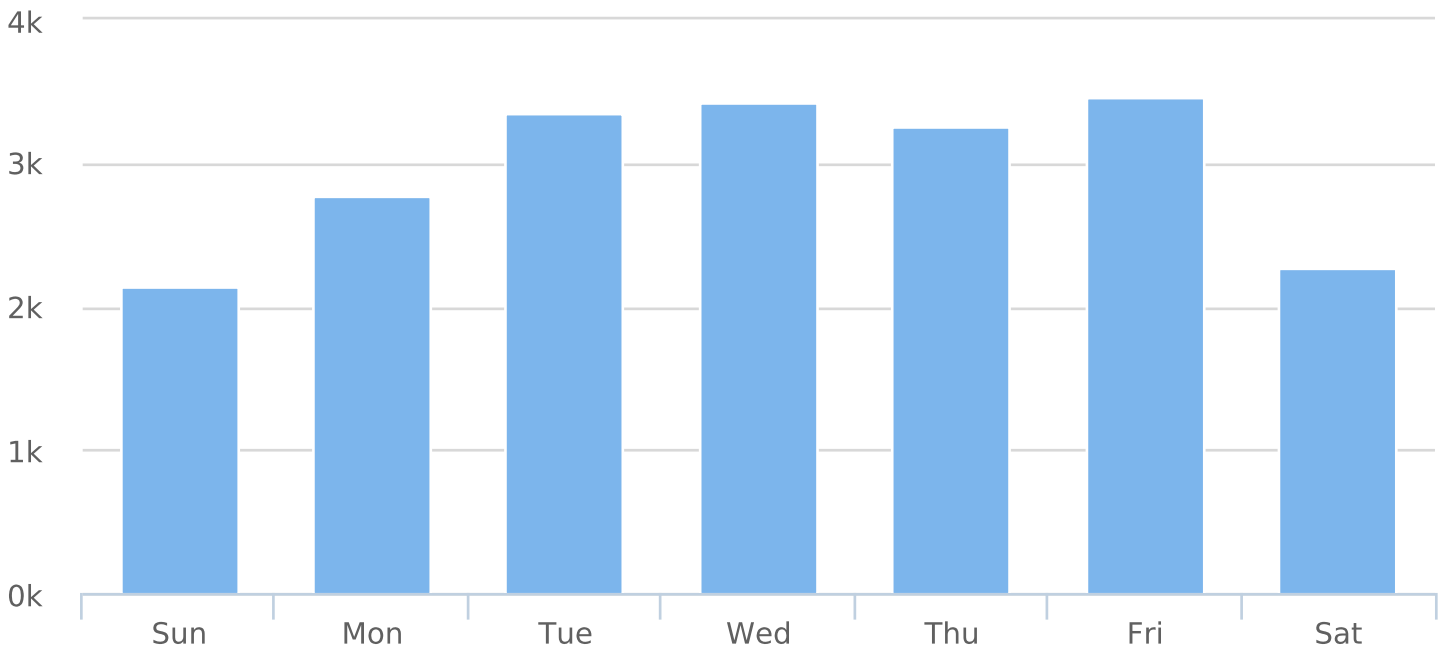
Time of Day: 0:00 to 23:59

Dates: 10/29/2018 to 11/7/2018

Average Vehicles by Speed Bin



Average Volume by Day of Week





Generated by Jason Dove from City of Dunwoody on Nov 8, 2018 at 11:44:47 AM

Time of Day: 0:00 to 23:59
Dates: 10/29/2018 to 11/7/2018

Site: Ashford Center Parkway WB,
WB

Overall Summary

Total Days of Data: 10
Speed Limit: 30
Average Speed: 30.87
50th Percentile Speed: 30.68
85th Percentile Speed: 34.07
Pace Speed Range: 26.0-36.0

Minimum Speed: 5.0
Maximum Speed: 51.0
Display Status: Speed Display
Average Volume per Day: 3025.6
Total Volume: 30256.0

Generated by Jason Dove from City of Dunwoody on Nov 8, 2018 at 11:58:39 AM



Time View: By Date (Total Volumes)

Speed Bins: Size 5, Range 1 to 65

Site: Ashford Center Parkway WB, WB

Time of Day: 0:00 to 23:59

Dates: 10/29/2018 to 11/7/2018

Date	Spd Lim	1 to 5	6 to 10	11 to 15	16 to 20	21 to 25	26 to 30	31 to 35	36 to 40	41 to 45	46 to 50	51 to 55	56 to 60	61 to 65	Avg Spd	Total #
10/29/2018	30	0	2	3	8	105	925	947	229	19	2	0	0	0	30.9	2240
10/30/2018	30	1	1	1	10	143	1333	1661	375	29	1	0	0	0	31.4	3555
10/31/2018	30	0	4	4	16	136	1320	1562	350	32	3	0	0	0	31.2	3427
11/1/2018	30	1	10	5	7	154	1339	1427	300	14	2	0	0	0	30.8	3259
11/2/2018	30	0	5	1	17	161	1384	1554	304	37	0	1	0	0	30.9	3464
11/3/2018	30	0	1	7	7	91	894	1029	229	19	0	0	0	0	30.9	2277
11/4/2018	30	1	6	3	3	73	842	986	213	20	0	0	0	0	31.3	2147
11/5/2018	30	1	6	2	12	126	1292	1533	312	24	1	0	0	0	30.3	3309
11/6/2018	30	8	16	5	8	132	1202	1476	284	26	3	0	0	0	30.8	3160
11/7/2018	30	20	67	10	26	213	1311	1458	291	22	0	0	0	0	30.1	3418
Total #		32	118	41	114	1334	11842	13633	2887	242	12	1	0	0	30.9	30256



Time View: By Date (Total Volumes)

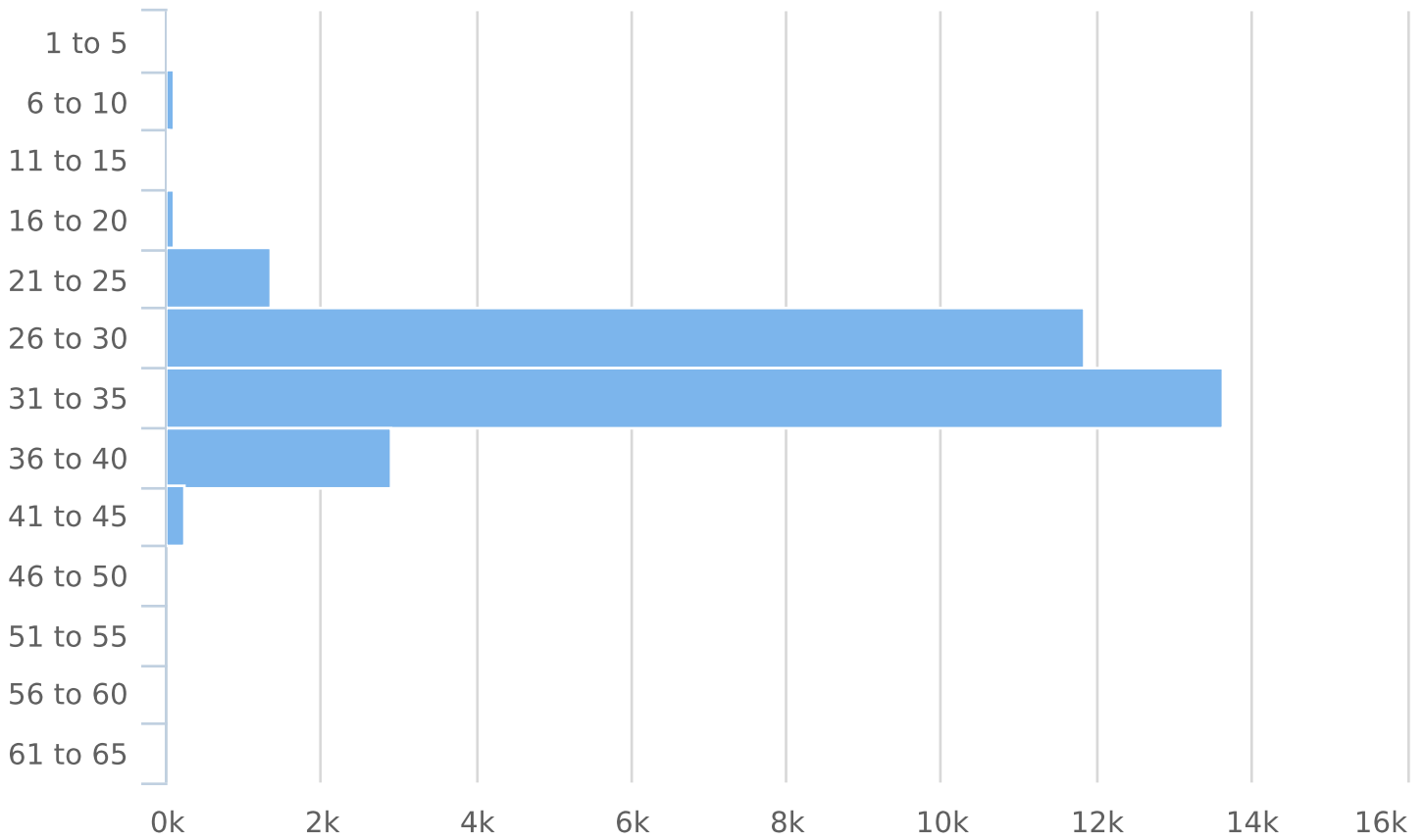
Speed Bins: Size 5, Range 1 to 65

Site: Ashford Center Parkway WB, WB

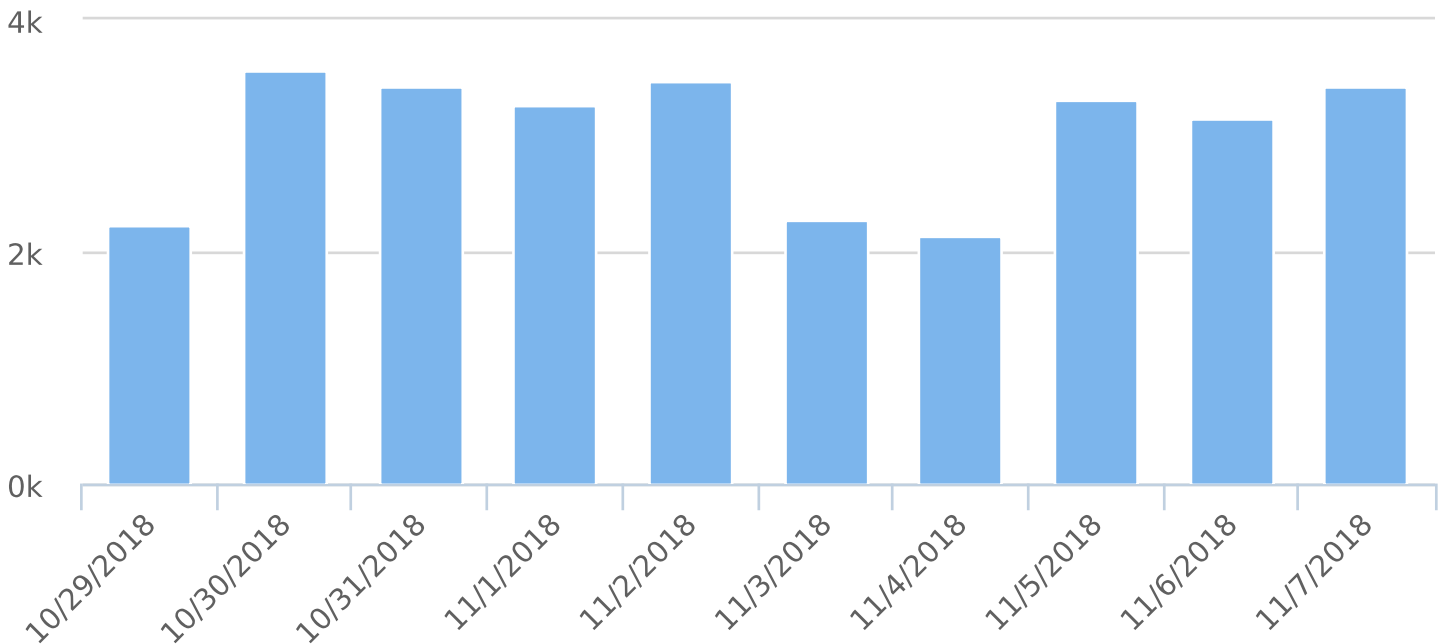
Time of Day: 0:00 to 23:59

Dates: 10/29/2018 to 11/7/2018

Total Vehicles by Speed Bin



Total Volume by Date



Generated by Jason Dove from City of Dunwoody on Nov 8, 2018 at 12:2:47 PM



Time View: By Date (Total Volumes)

Speed Bins: Size 5, Range 1 to 65

Site: Ashford Center Parkway WB, WB

Time of Day: 0:00 to 23:59

Dates: 10/29/2018 to 11/7/2018

Date	00:00	01:00	02:00	03:00	04:00	05:00	06:00	07:00	08:00	09:00	10:00	11:00	12:00	13:00	14:00	15:00	16:00	17:00	18:00	19:00	20:00	21:00	22:00	23:00	Total
10/29/2018	0	0	0	0	0	0	0	0	0	0	206	217	223	229	203	160	183	207	235	174	99	60	32	12	2240
10/30/2018	3	4	1	1	9	42	101	324	397	338	190	216	202	243	232	183	171	203	235	205	104	97	42	12	3555
10/31/2018	4	1	2	0	7	32	97	314	403	362	201	205	208	222	192	186	175	203	152	127	153	120	46	15	3427
11/1/2018	8	2	3	1	6	28	102	336	384	318	199	191	229	217	187	172	166	167	195	147	90	58	30	23	3259
11/2/2018	3	3	0	1	5	32	89	325	424	323	226	204	230	250	219	194	163	213	195	139	97	57	41	31	3464
11/3/2018	12	5	6	1	3	8	14	44	82	122	186	178	195	183	205	168	170	148	162	148	90	60	55	32	2277
11/4/2018	17	10	4	3	3	16	16	50	105	123	152	182	260	184	151	166	171	168	128	103	65	47	18	n/a	2147
11/5/2018	4	1	0	1	5	34	97	354	377	340	197	189	208	216	233	157	188	192	190	133	87	66	33	9	3311
11/6/2018	3	3	5	4	7	32	87	254	365	316	232	209	202	219	177	171	167	189	190	108	110	62	39	20	3171
11/7/2018	4	0	0	1	4	33	95	355	393	381	210	201	224	234	189	161	216	230	196	120	92	40	19	0	3398
Total #	58	29	21	13	49	257	698	2356	2930	2623	1999	1992	2181	2197	1988	1718	1770	1920	1878	1404	987	667	355	154	30249



Generated by Jason Dove from City of Dunwoody on Nov 8, 2018 at 12:2:47 PM

Time View: By Date (Total Volumes)

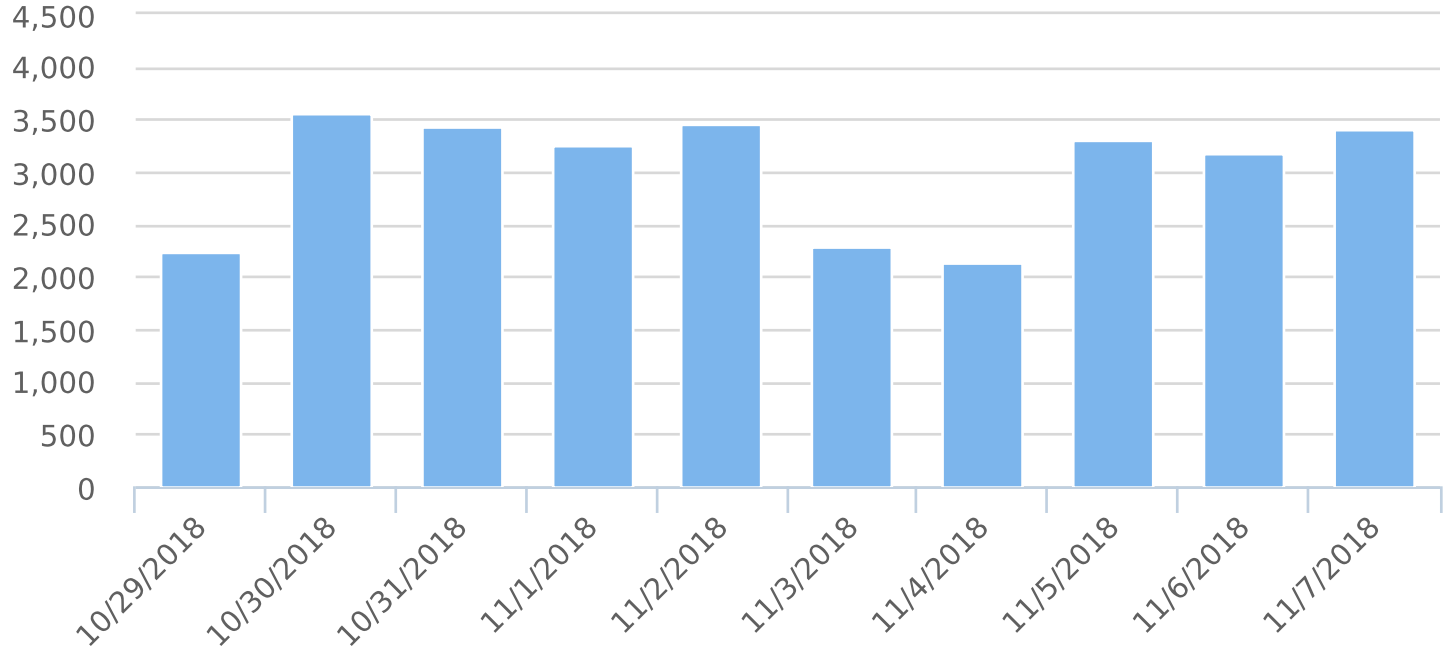
Speed Bins: Size 5, Range 1 to 65

Site: Ashford Center Parkway WB, WB

Time of Day: 0:00 to 23:59

Dates: 10/29/2018 to 11/7/2018

Volume by Date





Generated by Jason Dove from City of Dunwoody on Nov 8, 2018 at 12:1:28 PM

Time View: By Day of Week (Avg Volumes)

Speed Bins: Size 5, Range 1 to 65

Site: Ashford Center Parkway WB, WB

Time of Day: 0:00 to 23:59

Dates: 10/29/2018 to 11/7/2018

Day of Week	00:00	01:00	02:00	03:00	04:00	05:00	06:00	07:00	08:00	09:00	10:00	11:00	12:00	13:00	14:00	15:00	16:00	17:00	18:00	19:00	20:00	21:00	22:00	23:00	Total
Sun	17	10	4	3	3	16	16	50	105	123	152	182	260	184	151	166	171	168	128	103	65	47	18	0	2147
Mon	2	1	0	1	3	17	49	177	189	0	202	203	216	223	218	159	186	200	213	154	93	63	33	6	2777
Tue	4	4	3	3	8	37	94	289	381	327	211	213	202	231	205	177	169	196	213	157	107	80	41	6	3364
Wed	6	1	1	1	6	33	96	335	398	372	206	203	216	228	191	174	196	217	174	124	123	80	33	8	3415
Thu	3	2	3	1	6	28	102	336	384	318	199	191	229	217	187	172	166	167	195	147	90	58	30	23	3254
Fri	3	3	0	1	5	32	89	325	424	323	226	204	230	250	219	194	163	213	195	139	97	57	41	31	3464
Sat	12	5	6	1	3	8	14	44	82	122	186	178	195	183	205	168	170	148	162	148	90	60	55	32	2277
Avg #	7	4	2	2	5	24	66	222	280	226	197	196	221	217	197	173	174	187	183	139	95	64	36	15	2957



Generated by Jason Dove from City of Dunwoody on Nov 8, 2018 at 12:1:28 PM

Time View: By Day of Week (Avg Volumes)

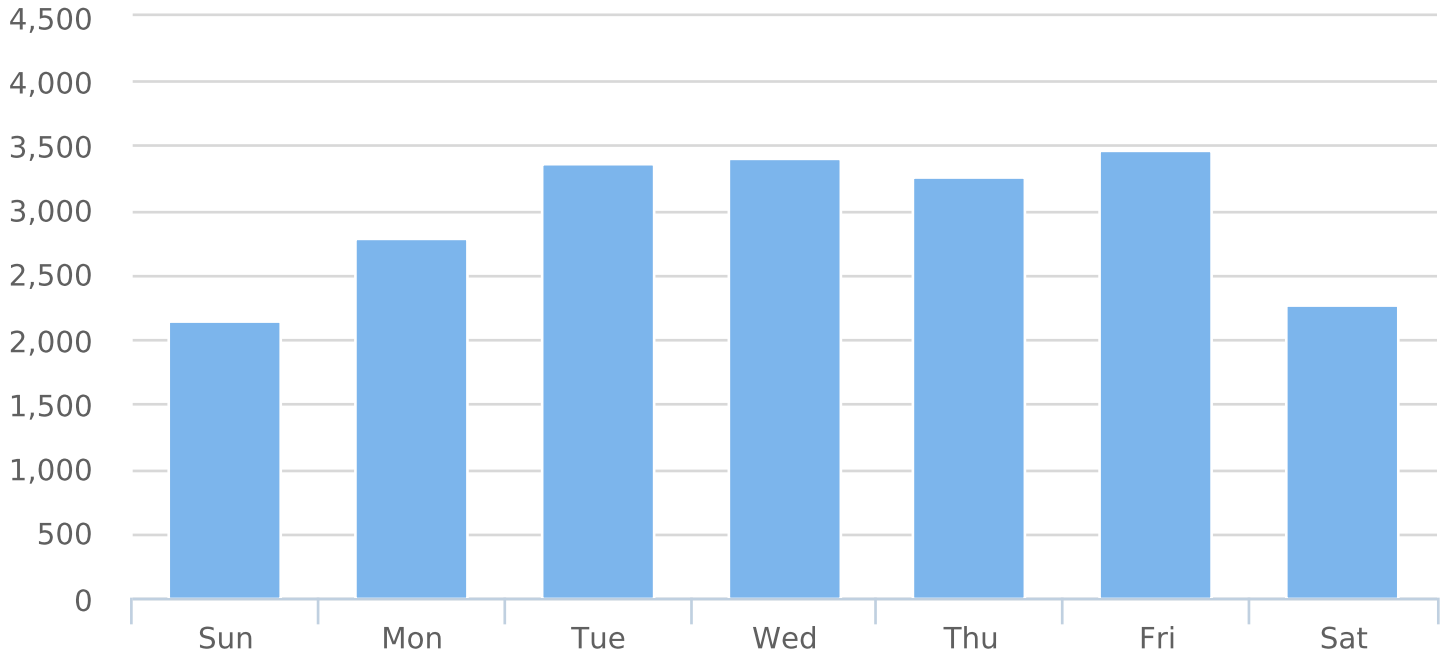
Speed Bins: Size 5, Range 1 to 65

Site: Ashford Center Parkway WB, WB

Time of Day: 0:00 to 23:59

Dates: 10/29/2018 to 11/7/2018

Volume by Day



Generated by Jason Dove from City of Dunwoody on Nov 8, 2018 at 11:55:1 AM



Time View: By Hour (Total Volumes)
 Speed Bins: Size 5, Range 1 to 65
 Site: Ashford Center Parkway WB, WB

Time of Day: 0:00 to 23:59
 Dates: 10/29/2018 to 11/7/2018

Hour	Spd Lim	1 to 5	6 to 10	11 to 15	16 to 20	21 to 25	26 to 30	31 to 35	36 to 40	41 to 45	46 to 50	51 to 55	56 to 60	61 to 65	Avg Spd	Total #
0:00	30	0	0	0	0	3	30	35	13	2	0	0	0	0	31.8	83
1:00	30	0	0	0	0	2	13	16	3	2	0	0	0	0	32.2	36
2:00	30	0	0	0	1	0	8	7	4	0	0	0	0	0	30.3	20
3:00	30	0	0	0	0	2	4	6	2	0	0	0	0	0	31.7	14
4:00	30	0	2	0	0	3	13	18	2	1	0	0	0	0	29.4	39
5:00	30	0	2	0	1	8	53	75	19	2	1	0	0	0	30.8	161
6:00	30	0	0	1	5	46	218	201	44	3	0	0	0	0	30.4	518
7:00	30	1	4	2	6	75	726	688	126	10	0	0	0	0	30.8	1638
8:00	30	1	5	2	3	71	972	1339	291	19	0	0	0	0	31.3	2703
9:00	30	6	13	3	7	75	980	1317	282	19	1	0	0	0	31.4	2703
10:00	30	0	2	1	5	83	831	1153	260	32	1	0	0	0	31.3	2368
11:00	30	1	3	3	6	58	716	959	241	14	0	1	0	0	31.4	2002
12:00	30	0	2	4	8	69	797	956	219	12	1	0	0	0	31.1	2068
13:00	30	0	3	4	7	78	882	1063	187	14	0	0	0	0	30.9	2238
14:00	30	2	4	8	14	104	848	918	175	17	1	0	0	0	30.7	2091
15:00	30	0	6	3	6	88	681	834	185	10	0	0	0	0	30.9	1813
16:00	30	3	11	3	2	68	617	782	183	12	2	0	0	0	31.2	1683
17:00	30	12	38	2	12	111	710	815	171	10	2	0	0	0	30.2	1883
18:00	30	6	19	3	11	98	793	835	162	26	0	0	0	0	30.6	1953
19:00	30	0	2	1	8	97	780	644	103	8	1	0	0	0	30.3	1644
20:00	30	0	1	1	2	83	507	405	91	7	0	0	0	0	30.4	1097
21:00	30	0	0	0	5	57	361	314	57	12	0	0	0	0	30.4	806
22:00	30	0	0	0	3	37	205	160	48	6	2	0	0	0	30.6	461
23:00	30	0	1	0	2	18	97	93	19	4	0	0	0	0	30.6	234
Total #		32	118	41	114	1334	11842	13633	2887	242	12	1	0	0	30.9	30256



Time View: By Hour (Total Volumes)

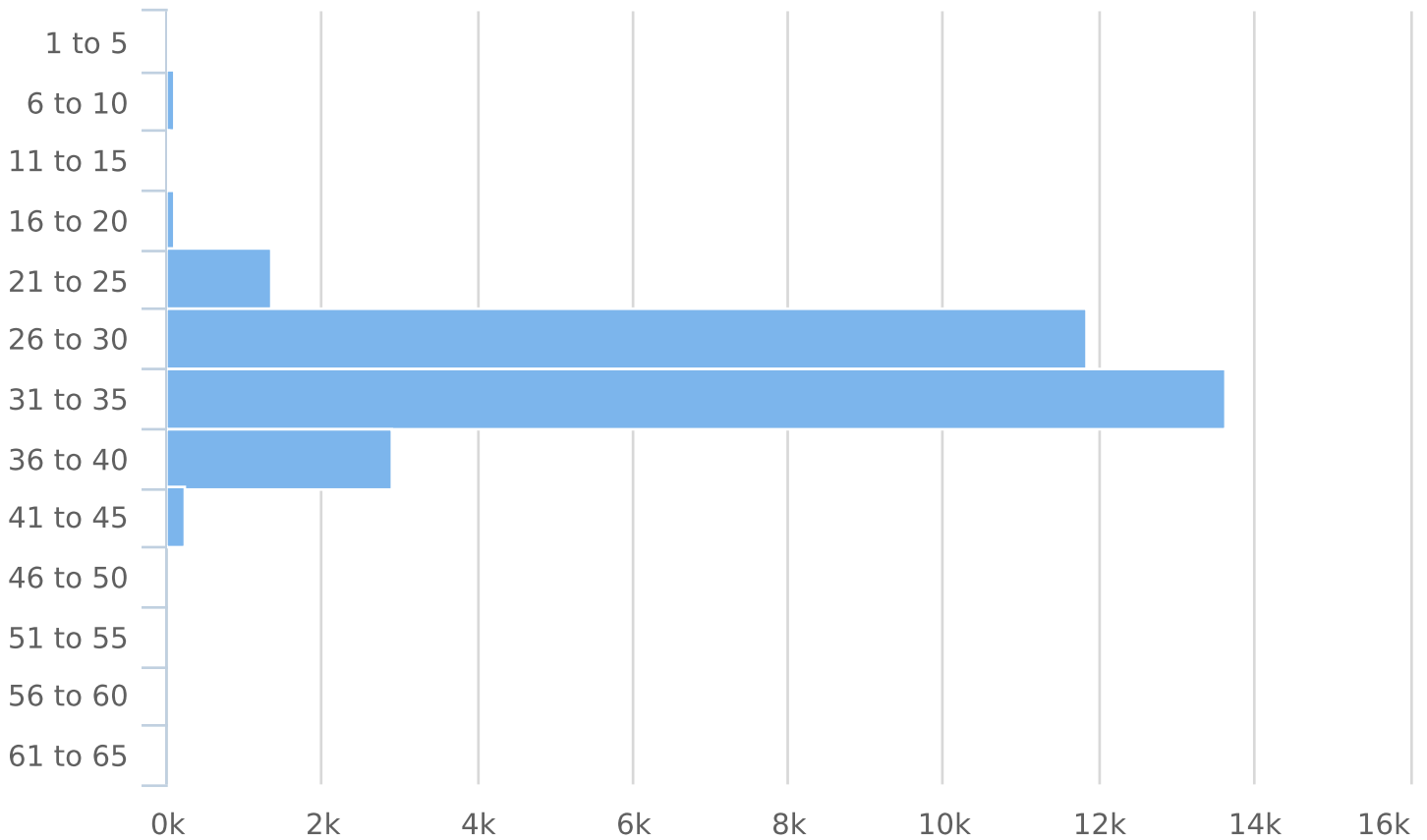
Speed Bins: Size 5, Range 1 to 65

Site: Ashford Center Parkway WB, WB

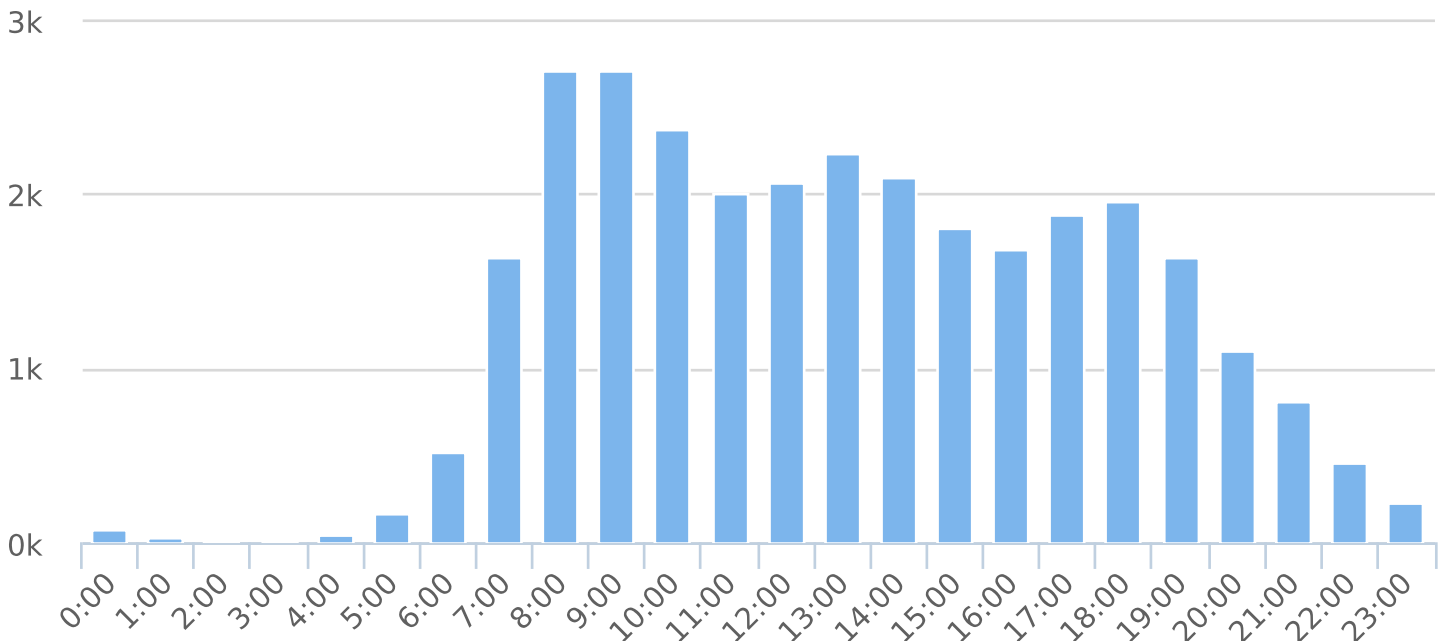
Time of Day: 0:00 to 23:59

Dates: 10/29/2018 to 11/7/2018

Total Vehicles by Speed Bin



Total Volume by Hour



Generated by Jason Dove from City of Dunwoody on Nov 8, 2018 at 11:51:2 AM



Time View: By Hour (Avg Volumes)

Speed Bins: Size 5, Range 1 to 65

Site: Ashford Center Parkway WB, WB

Time of Day: 0:00 to 23:59

Dates: 10/29/2018 to 11/7/2018

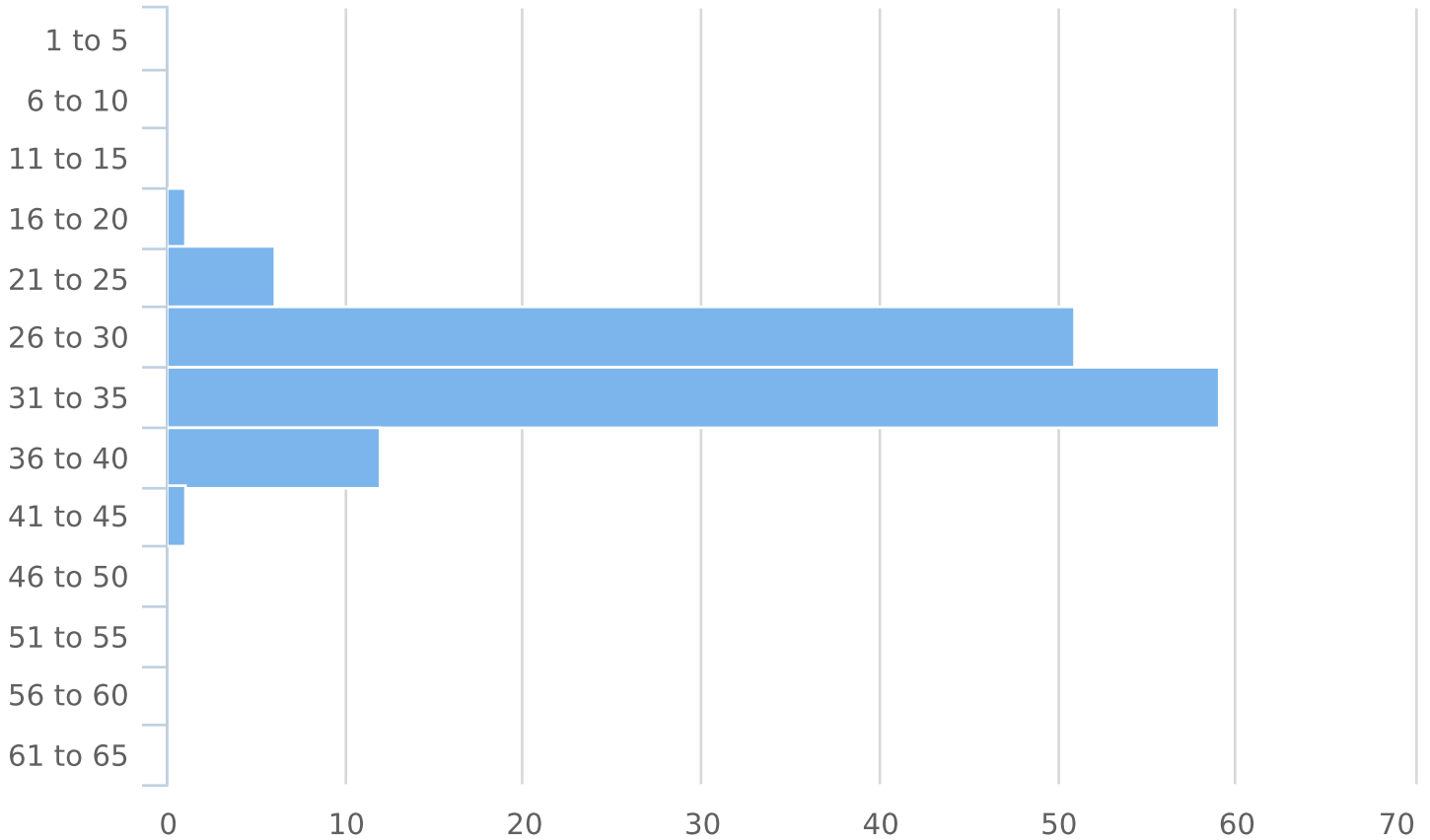
Hour	Spd Lim	1 to 5	6 to 10	11 to 15	16 to 20	21 to 25	26 to 30	31 to 35	36 to 40	41 to 45	46 to 50	51 to 55	56 to 60	61 to 65	Avg Spd	Avg #
0:00	30	0	0	0	0	0	3	4	1	0	0	0	0	0	31.8	9
1:00	30	0	0	0	0	0	1	2	0	0	0	0	0	0	32.2	4
2:00	30	0	0	0	0	0	1	1	1	0	0	0	0	0	30.3	3
3:00	30	0	0	0	0	0	1	1	0	0	0	0	0	0	31.7	2
4:00	30	0	0	0	0	0	1	2	0	0	0	0	0	0	29.4	4
5:00	30	0	0	0	0	1	6	8	2	0	0	0	0	0	30.8	18
6:00	30	0	0	0	1	5	24	22	5	0	0	0	0	0	30.4	58
7:00	30	0	0	0	1	8	81	76	14	1	0	0	0	0	30.8	182
8:00	30	0	1	0	0	8	108	149	32	2	0	0	0	0	31.3	300
9:00	30	1	1	0	1	8	109	146	31	2	0	0	0	0	31.4	300
10:00	30	0	0	0	1	8	83	115	26	3	0	0	0	0	31.3	237
11:00	30	0	0	0	1	6	72	96	24	1	0	0	0	0	31.4	200
12:00	30	0	0	0	1	7	80	96	22	1	0	0	0	0	31.1	207
13:00	30	0	0	0	1	8	88	106	19	1	0	0	0	0	30.9	224
14:00	30	0	0	1	1	10	85	92	18	2	0	0	0	0	30.7	209
15:00	30	0	1	0	1	9	68	83	19	1	0	0	0	0	30.9	181
16:00	30	0	1	0	0	7	62	78	18	1	0	0	0	0	31.2	168
17:00	30	1	4	0	1	11	71	82	17	1	0	0	0	0	30.2	188
18:00	30	1	2	0	1	10	79	84	16	3	0	0	0	0	30.6	195
19:00	30	0	0	0	1	10	78	64	10	1	0	0	0	0	30.3	164
20:00	30	0	0	0	0	8	51	41	9	1	0	0	0	0	30.4	110
21:00	30	0	0	0	1	6	36	31	6	1	0	0	0	0	30.4	81
22:00	30	0	0	0	0	4	21	16	5	1	0	0	0	0	30.6	46
23:00	30	0	0	0	0	2	10	9	2	0	0	0	0	0	30.6	23
Avg #		0	0	0	1	6	51	59	12	1	0	0	0	0	30.9	130



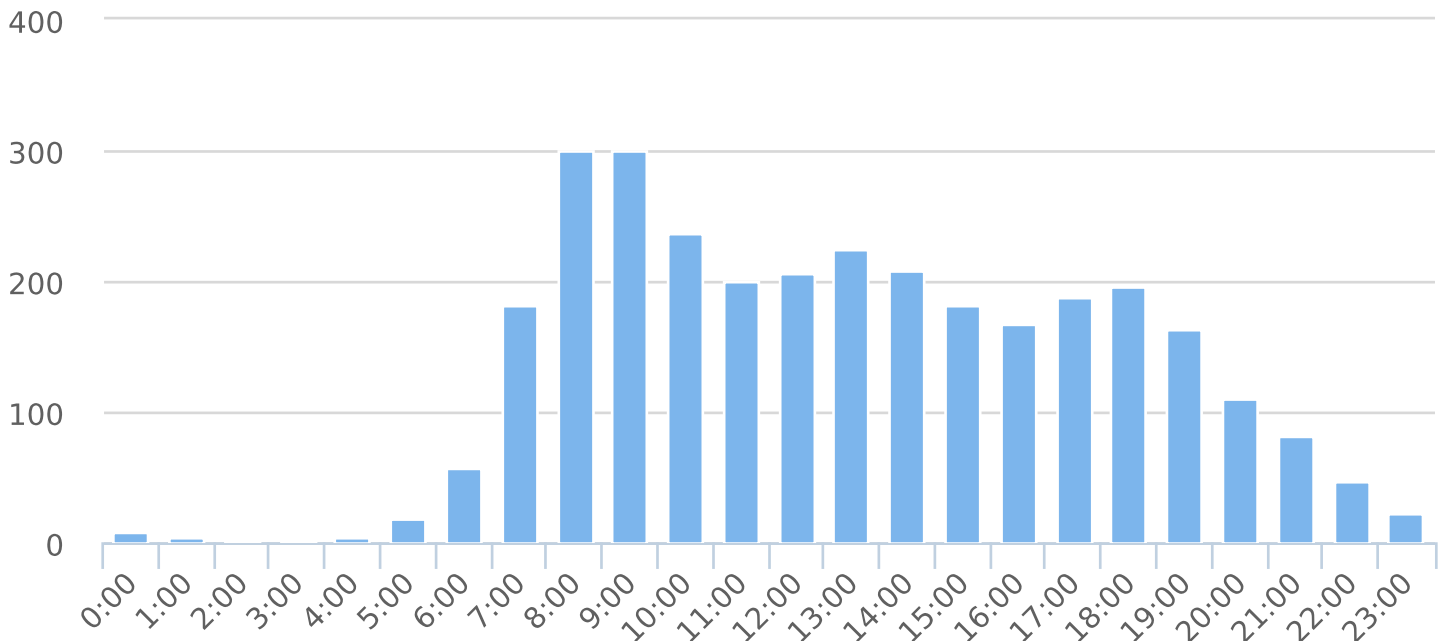
Time of Day: 0:00 to 23:59
 Dates: 10/29/2018 to 11/7/2018

Time View: By Hour (Avg Volumes)
 Speed Bins: Size 5, Range 1 to 65
 Site: Ashford Center Parkway WB, WB

Average Vehicles by Speed Bin



Average Volume by Hour



Generated by Jason Dove from City of Dunwoody on Nov 8, 2018 at 12:0:18 PM



Time of Day: 0:00 to 23:59

Dates: 10/29/2018 to 11/7/2018

Time View: By Week (Total Volumes)

Speed Bins: Size 5, Range 1 to 65

Site: Ashford Center Parkway WB, WB

Week	Spd Lim	1 to 5	6 to 10	11 to 15	16 to 20	21 to 25	26 to 30	31 to 35	36 to 40	41 to 45	46 to 50	51 to 55	56 to 60	61 to 65	Avg Spd	Total #
10/28/2018	30	2	23	21	65	790	7195	8180	1787	150	8	1	0	0	31.0	18222
11/4/2018	30	30	95	20	49	544	4647	5453	1100	92	4	0	0	0	30.6	12034
Total #		32	118	41	114	1334	11842	13633	2887	242	12	1	0	0	30.8	30256

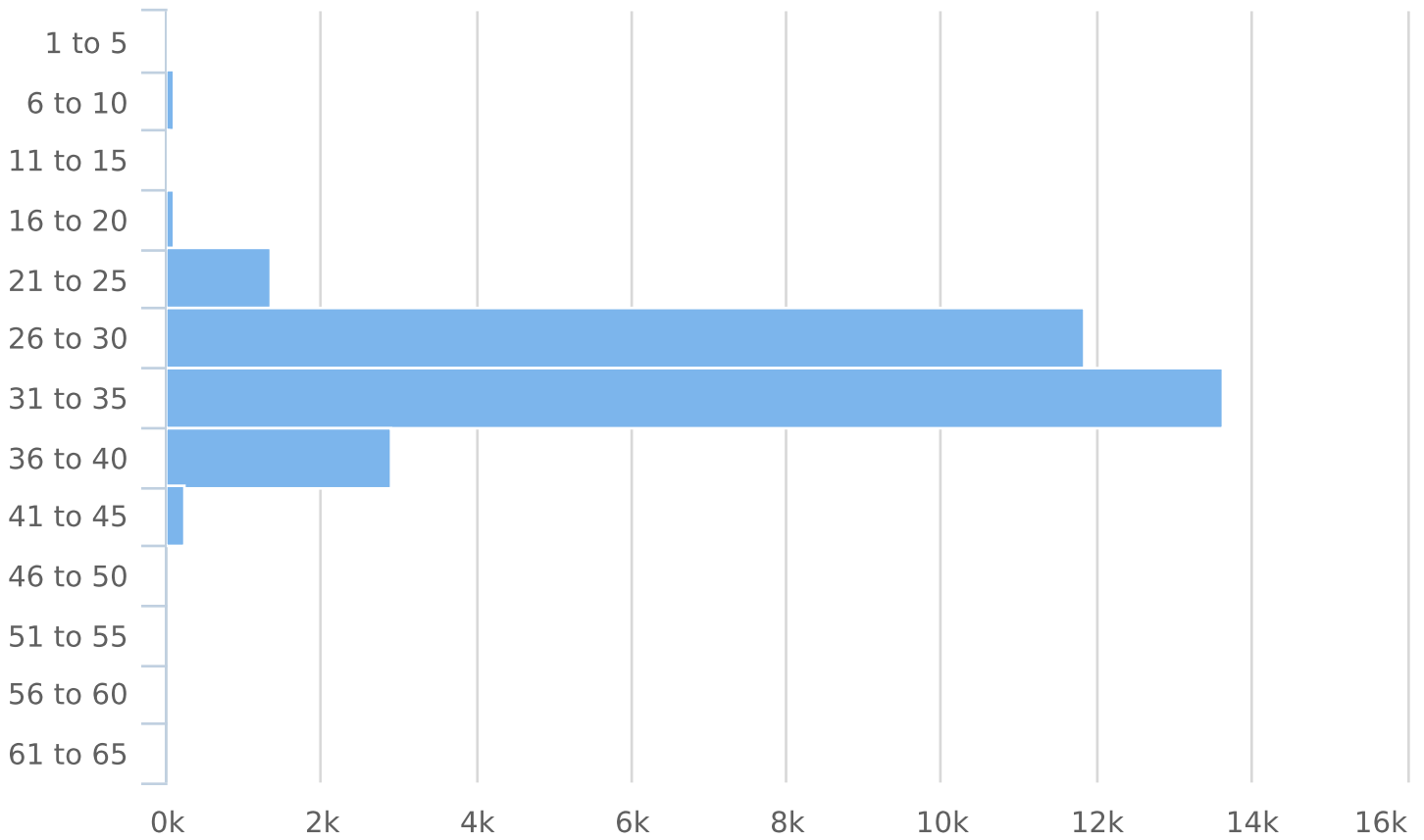


Generated by Jason Dove from City of Dunwoody on Nov 8, 2018 at 12:0:18 PM

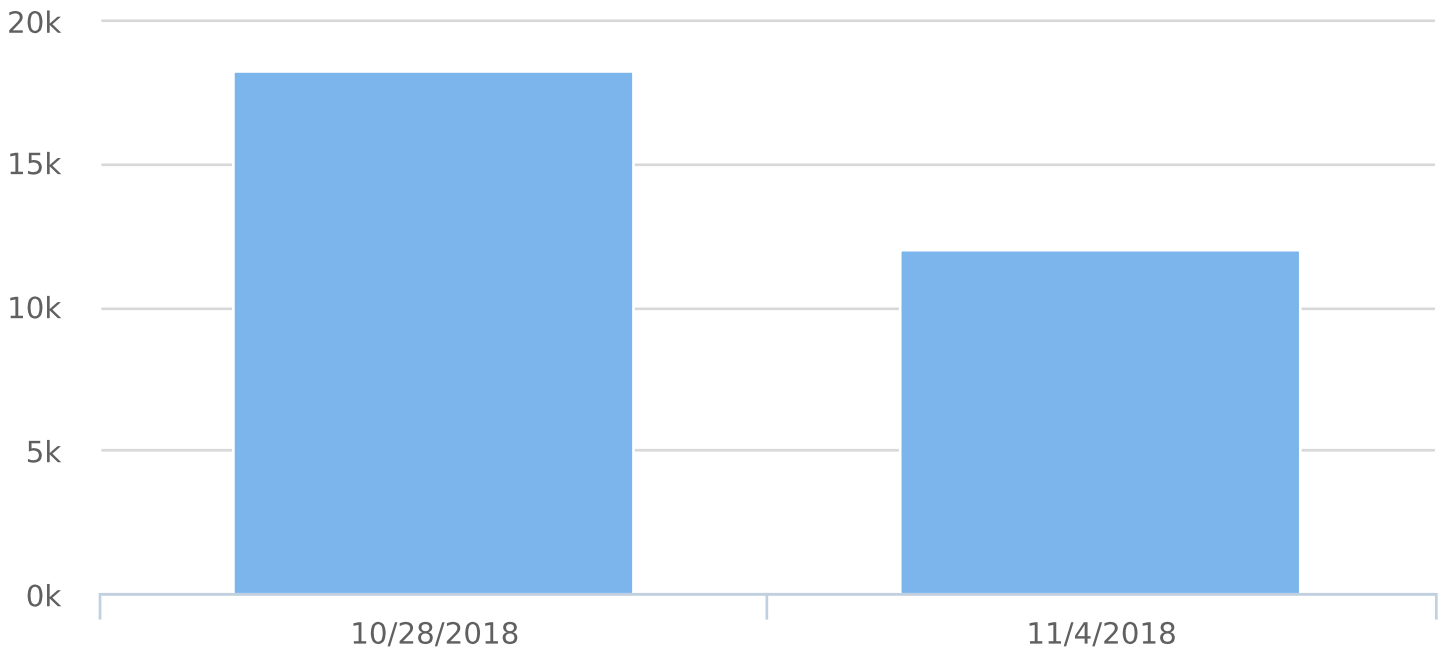
Time of Day: 0:00 to 23:59
Dates: 10/29/2018 to 11/7/2018

Time View: By Week (Total Volumes)
Speed Bins: Size 5, Range 1 to 65
Site: Ashford Center Parkway WB, WB

Total Vehicles by Speed Bin



Total Volume by Week





Generated by Jason Dove from City of Dunwoody on Nov 8, 2018 at 12:3:34 PM

Time View: By Week (Total Volumes)
Speed Bins: Size 5, Range 1 to 65
Site: Ashford Center Parkway WB, WB

Time of Day: 0:00 to 23:59
Dates: 10/29/2018 to 11/7/2018

Week	00:00	01:00	02:00	03:00	04:00	05:00	06:00	07:00	08:00	09:00	10:00	11:00	12:00	13:00	14:00	15:00	16:00	17:00	18:00	19:00	20:00	21:00	22:00	23:00	Total
10/28/2018	30	15	12	4	30	142	403	1343	1690	1463	1208	1211	1287	1344	1238	1063	1028	1141	1174	940	633	452	246	125	18222
11/4/2018	28	14	9	9	19	115	295	1013	1240	1160	791	781	894	853	750	655	742	779	704	464	354	215	109	29	12027
Total #	58	29	21	13	49	257	698	2356	2930	2623	1999	1992	2181	2197	1988	1718	1770	1920	1878	1404	987	667	355	154	30249

Generated by Jason Dove from City of Dunwoody on Nov 8, 2018 at 12:3:34 PM



Time of Day: 0:00 to 23:59
Dates: 10/29/2018 to 11/7/2018

Time View: By Week (Total Volumes)
Speed Bins: Size 5, Range 1 to 65
Site: Ashford Center Parkway WB, WB

Volume by Week

