



Generated by Jason Dove from City of Dunwoody on Oct 8, 2018 at 3:22:30 PM

Time of Day: 0:00 to 23:59

Site: Ridgeview Rd SB, SB

Dates: 9/6/2018 to 10/7/2018

Overall Summary

Total Days of Data: 32

Speed Limit: 25

Average Speed: 20.96

50th Percentile Speed: 21.67

85th Percentile Speed: 26.05

Pace Speed Range: 18.0-28.0

Minimum Speed: 5.0

Maximum Speed: 54.0

Display Status: Speed Display

Average Volume per Day: 1508.3

Total Volume: 48266.0

Generated by Jason Dove from City of Dunwoody on Oct 8, 2018 at 3:30:44 PM



Time View: By Date (Total Volumes)
Speed Bins: Size 5, Range 1 to 60
Site: Ridgeview Rd SB, SB

Time of Day: 0:00 to 23:59
Dates: 9/6/2018 to 10/7/2018

Date	Spd Lim	1 to 5	6 to 10	11 to 15	16 to 20	21 to 25	26 to 30	31 to 35	36 to 40	41 to 45	46 to 50	51 to 55	56 to 60	Avg Spd	Total #
9/6/2018	25	22	143	105	282	609	269	46	6	1	0	0	0	20.8	1483
9/7/2018	25	24	140	108	299	669	301	58	4	2	0	0	0	21.0	1605
9/8/2018	25	26	130	112	285	596	284	49	7	0	1	0	0	21.0	1490
9/9/2018	25	23	109	93	224	607	271	54	10	0	0	0	0	21.1	1391
9/10/2018	25	44	181	113	237	624	286	63	7	1	0	0	0	21.0	1556
9/11/2018	25	28	146	112	277	639	258	53	9	0	0	0	0	21.3	1522
9/12/2018	25	18	139	124	300	695	269	56	7	0	0	0	0	20.4	1608
9/13/2018	25	38	126	133	285	658	298	57	9	1	0	0	0	21.1	1605
9/14/2018	25	26	123	121	266	688	330	66	17	2	0	0	0	22.1	1639
9/15/2018	25	21	97	137	308	659	273	46	12	0	0	0	0	21.3	1553
9/16/2018	25	12	100	104	233	570	274	37	9	1	0	0	0	21.2	1340
9/17/2018	25	22	145	131	272	608	239	37	3	1	0	0	0	20.8	1458
9/18/2018	25	37	147	98	282	569	281	39	10	0	0	0	0	20.9	1463
9/19/2018	25	22	118	102	273	536	303	59	9	0	0	0	0	21.3	1422
9/20/2018	25	30	154	125	296	604	288	44	6	1	0	0	0	21.3	1548
9/21/2018	25	20	164	131	319	684	306	60	9	2	0	0	0	20.5	1695
9/22/2018	25	24	128	110	296	646	305	53	6	0	0	0	0	21.0	1568
9/23/2018	25	18	109	79	243	547	227	40	7	0	0	0	0	20.8	1270
9/24/2018	25	31	151	131	300	659	285	48	6	1	0	0	0	21.0	1612
9/25/2018	25	18	122	110	279	634	276	54	5	0	0	0	0	21.0	1498
9/26/2018	25	31	163	109	317	620	270	41	5	1	0	0	0	19.8	1557
9/27/2018	25	20	131	120	257	649	306	51	13	0	0	0	0	21.3	1547
9/28/2018	25	24	183	135	339	685	313	62	14	0	0	0	0	21.4	1755
9/29/2018	25	15	114	96	245	651	296	51	6	1	0	0	0	20.8	1475
9/30/2018	25	19	104	83	234	565	257	30	11	0	0	0	0	20.7	1303
10/1/2018	25	19	158	119	280	627	278	50	6	0	0	0	0	20.3	1537

Generated by Jason Dove from City of Dunwoody on Oct 8, 2018 at 3:30:44 PM



Time View: By Date (Total Volumes)
Speed Bins: Size 5, Range 1 to 60
Site: Ridgeview Rd SB, SB

Time of Day: 0:00 to 23:59
Dates: 9/6/2018 to 10/7/2018

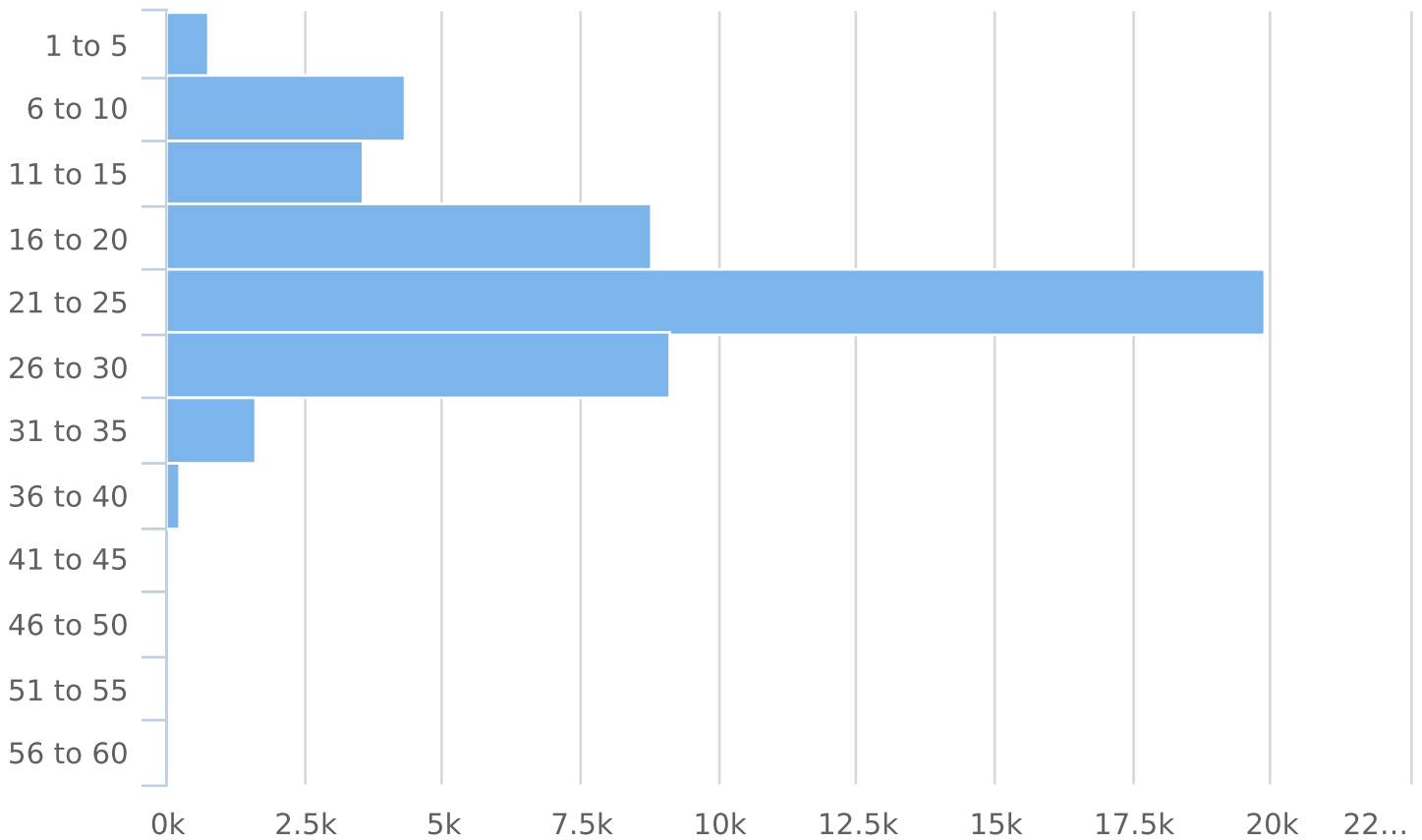
10/2/2018	25	28	145	123	303	590	303	46	4	0	0	0	0	20.6	1542
10/3/2018	25	15	132	106	259	631	267	50	8	0	0	0	0	20.4	1468
10/4/2018	25	29	130	94	253	607	331	62	6	2	0	0	0	21.3	1514
10/5/2018	25	24	140	92	256	650	299	45	10	0	0	0	0	21.1	1516
10/6/2018	25	23	119	102	245	580	302	51	2	0	0	1	0	21.3	1425
10/7/2018	25	15	111	97	234	520	279	38	5	2	0	0	0	20.6	1301
Total #		766	4302	3555	8778	19876	9124	1596	248	19	1	1	0	21.0	48266



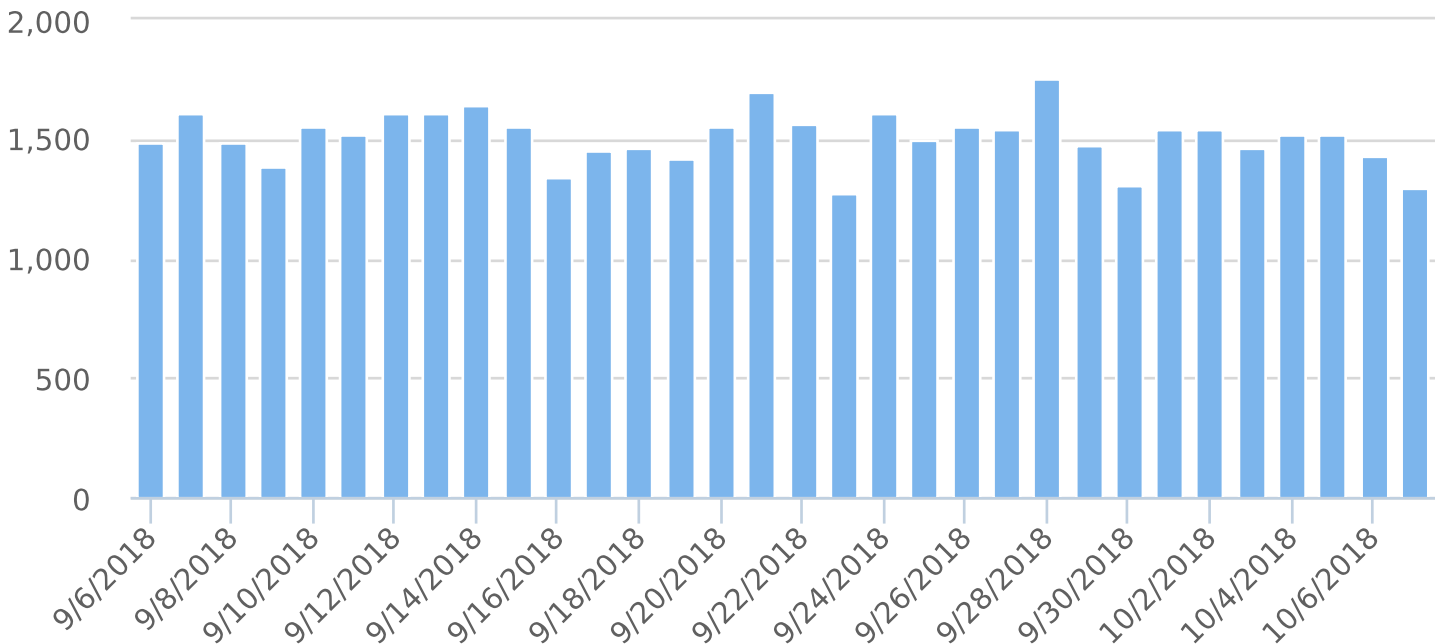
Time View: By Date (Total Volumes)
 Speed Bins: Size 5, Range 1 to 60
 Site: Ridgeview Rd SB, SB

Time of Day: 0:00 to 23:59
 Dates: 9/6/2018 to 10/7/2018

Total Vehicles by Speed Bin



Total Volume by Date



Generated by Jason Dove from City of Dunwoody on Oct 8, 2018 at 3:29:33 PM



Time View: By Day of Week (Avg Volumes)
Speed Bins: Size 5, Range 1 to 60
Site: Ridgeview Rd SB, SB

Time of Day: 0:00 to 23:59
Dates: 9/6/2018 to 10/7/2018

Day of Week	Spd Lim	1 to 5	6 to 10	11 to 15	16 to 20	21 to 25	26 to 30	31 to 35	36 to 40	41 to 45	46 to 50	51 to 55	56 to 60	Avg Spd	Avg #
Sun	25	17	107	91	234	562	262	40	8	1	0	0	0	20.9	1321
Mon	25	29	159	124	272	630	272	50	6	1	0	0	0	20.8	1541
Tue	25	28	140	111	285	608	280	48	7	0	0	0	0	21.0	1506
Wed	25	22	138	110	287	621	277	52	7	0	0	0	0	20.5	1514
Thu	25	28	137	115	275	625	298	52	8	1	0	0	0	21.2	1539
Fri	25	24	150	117	296	675	310	58	11	1	0	0	0	21.2	1642
Sat	25	22	118	111	276	626	292	50	7	0	0	0	0	21.1	1502
Avg #		24	136	111	275	621	284	50	8	1	0	0	0	21.0	1509



Time View: By Day of Week (Avg Volumes)

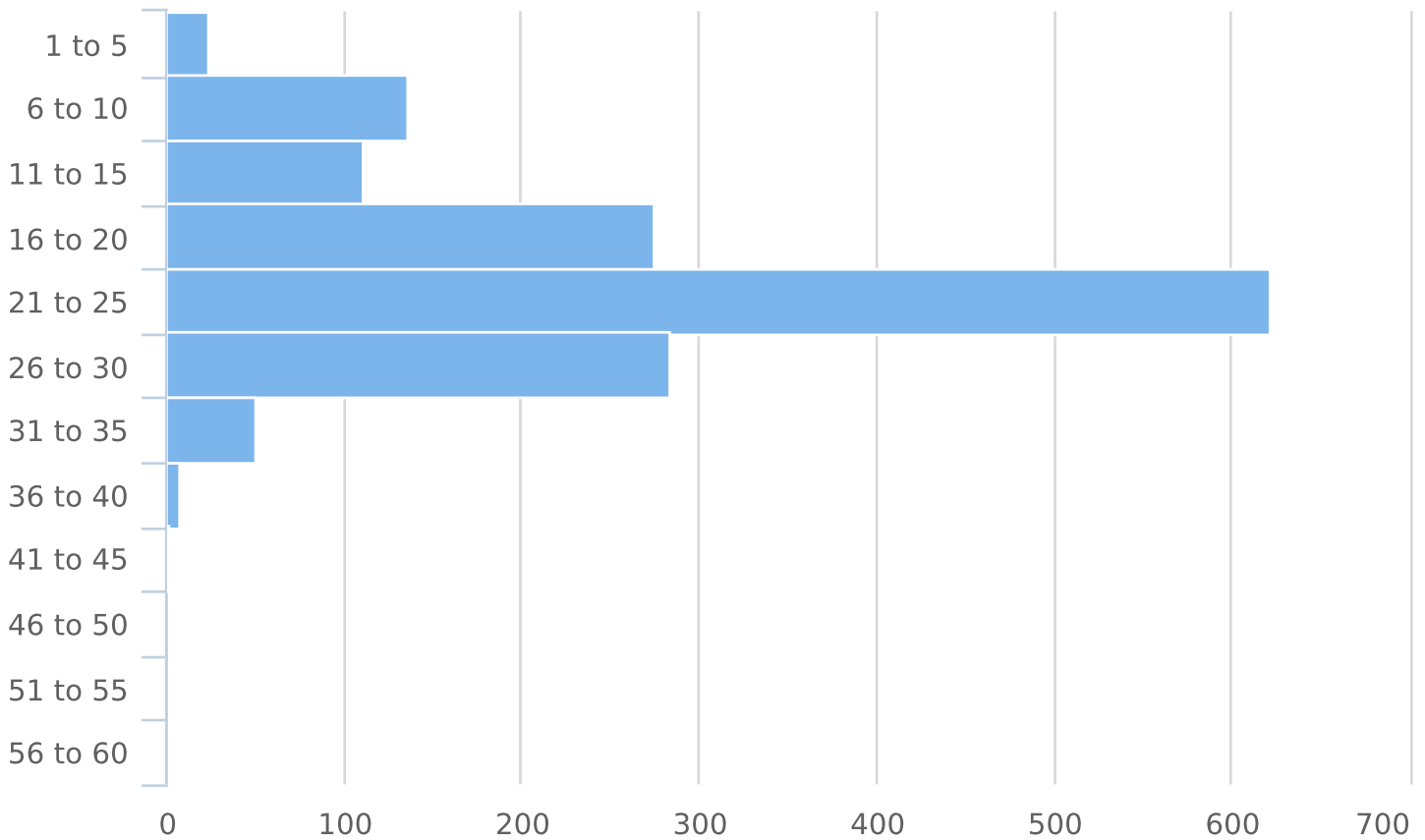
Speed Bins: Size 5, Range 1 to 60

Site: Ridgeview Rd SB, SB

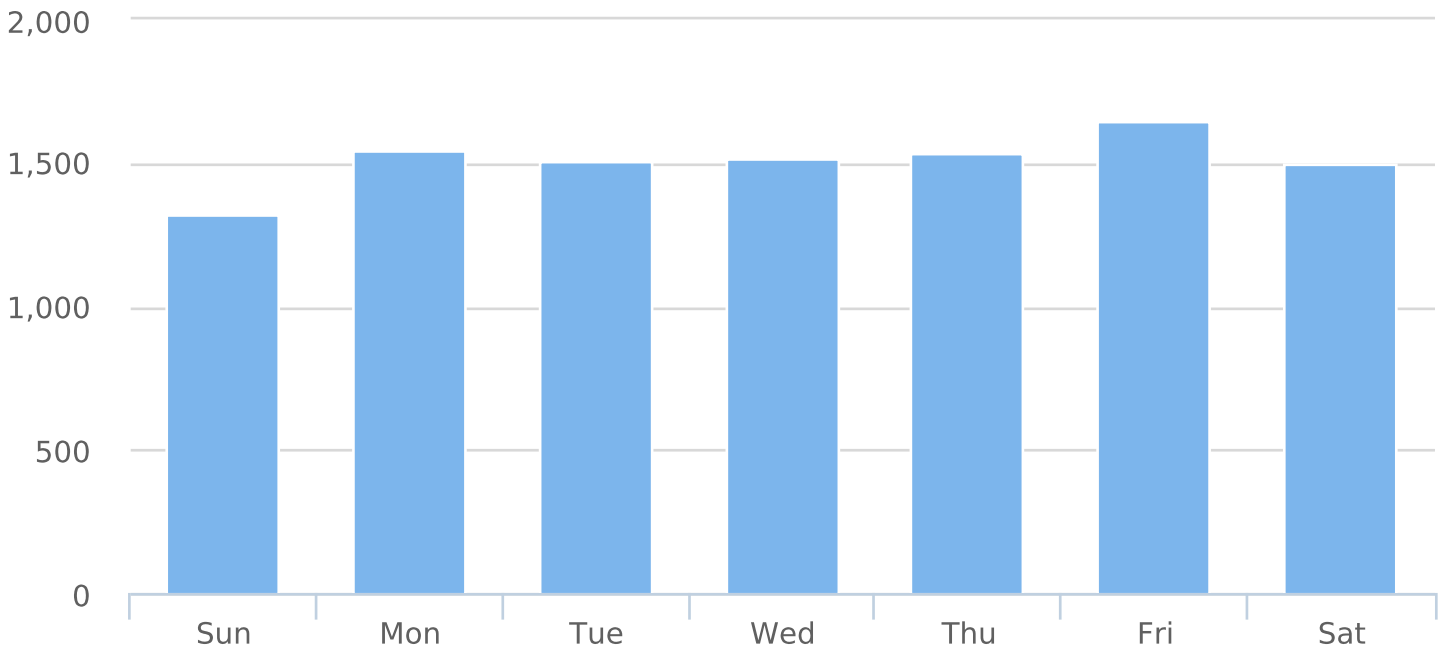
Time of Day: 0:00 to 23:59

Dates: 9/6/2018 to 10/7/2018

Average Vehicles by Speed Bin



Average Volume by Day of Week



Generated by Jason Dove from City of Dunwoody on Oct 8, 2018 at 3:26:17 PM



Time View: By Hour (Avg Volumes)
Speed Bins: Size 5, Range 1 to 60
Site: Ridgeview Rd SB, SB

Time of Day: 0:00 to 23:59
Dates: 9/6/2018 to 10/7/2018

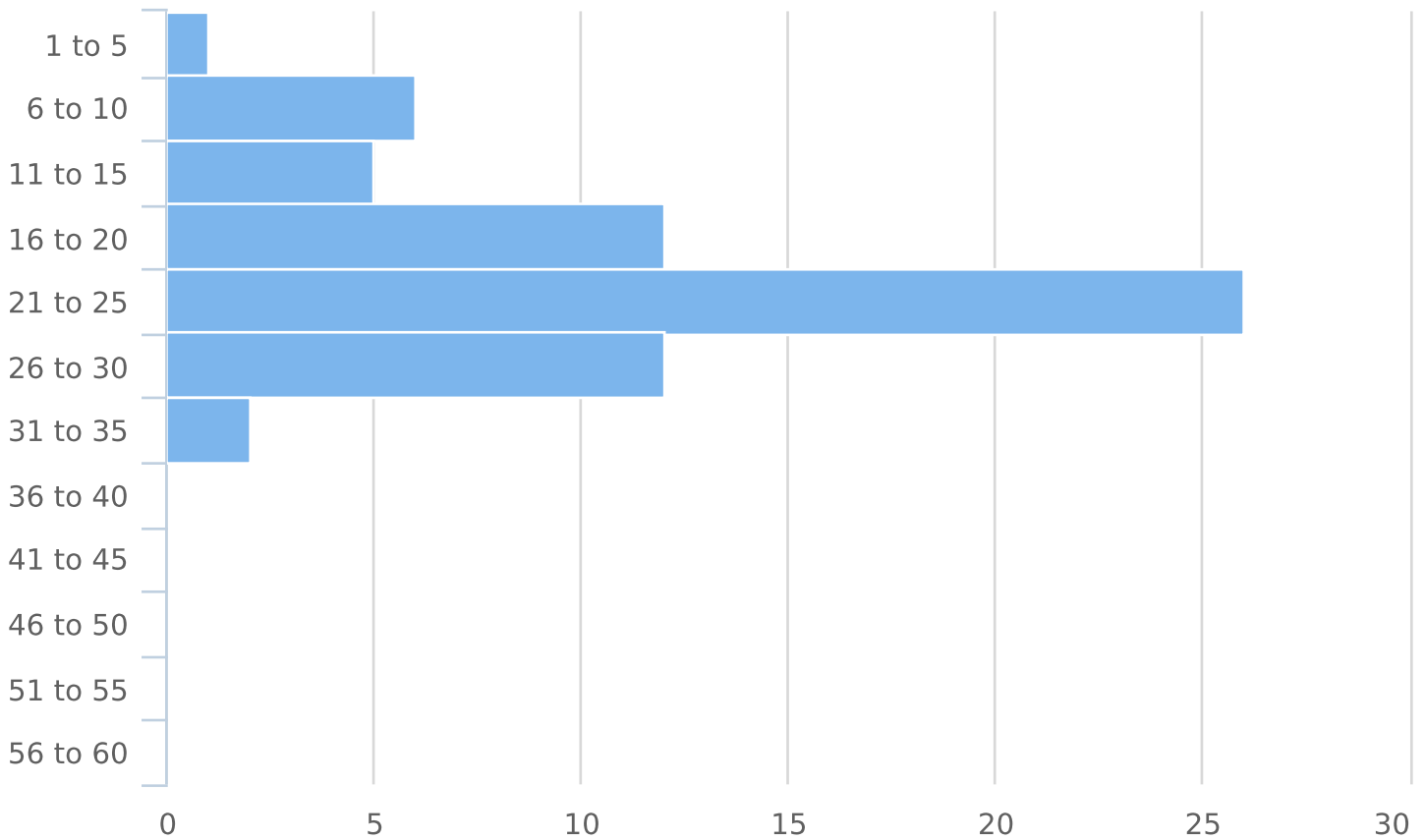
Hour	Spd Lim	1 to 5	6 to 10	11 to 15	16 to 20	21 to 25	26 to 30	31 to 35	36 to 40	41 to 45	46 to 50	51 to 55	56 to 60	Avg Spd	Avg #
0:00	25	0	1	1	3	5	2	0	0	0	0	0	0	21.3	12
1:00	25	0	0	0	1	3	1	0	0	0	0	0	0	22.5	6
2:00	25	0	0	0	1	1	1	0	0	0	0	0	0	20.7	4
3:00	25	0	0	0	1	1	0	0	0	0	0	0	0	22.3	3
4:00	25	0	1	1	1	2	1	0	0	0	0	0	0	19.8	5
5:00	25	0	2	1	2	4	2	1	0	0	0	0	0	20.0	11
6:00	25	1	9	8	14	16	5	1	0	0	0	0	0	18.4	54
7:00	25	1	8	7	19	46	20	4	1	0	0	0	0	21.7	105
8:00	25	2	11	7	19	57	28	5	1	0	0	0	0	21.7	129
9:00	25	1	9	6	19	56	31	6	1	0	0	0	0	22.3	129
10:00	25	1	5	5	11	38	20	5	1	0	0	0	0	22.5	86
11:00	25	1	6	6	12	33	19	3	0	0	0	0	0	21.6	81
12:00	25	1	7	6	13	35	20	4	1	0	0	0	0	21.9	85
13:00	25	1	6	6	13	37	19	4	0	0	0	0	0	21.9	87
14:00	25	2	12	11	19	28	14	3	0	0	0	0	0	19.5	89
15:00	25	1	6	5	11	30	18	3	1	0	0	0	0	21.8	75
16:00	25	2	7	5	12	30	17	2	0	0	0	0	0	21.1	76
17:00	25	2	8	7	16	38	18	3	0	0	0	0	0	21.1	91
18:00	25	3	12	8	24	49	17	3	0	0	0	0	0	20.4	115
19:00	25	2	10	6	25	43	14	1	0	0	0	0	0	20.2	101
20:00	25	1	8	8	19	30	8	1	0	0	0	0	0	19.4	75
21:00	25	1	4	4	11	20	6	1	0	0	0	0	0	20.3	46
22:00	25	1	2	2	6	13	4	1	0	0	0	0	0	20.6	28
23:00	25	0	2	2	4	6	2	0	0	0	0	0	0	20.3	16
Avg #		1	6	5	12	26	12	2	0	0	0	0	0	21.0	63



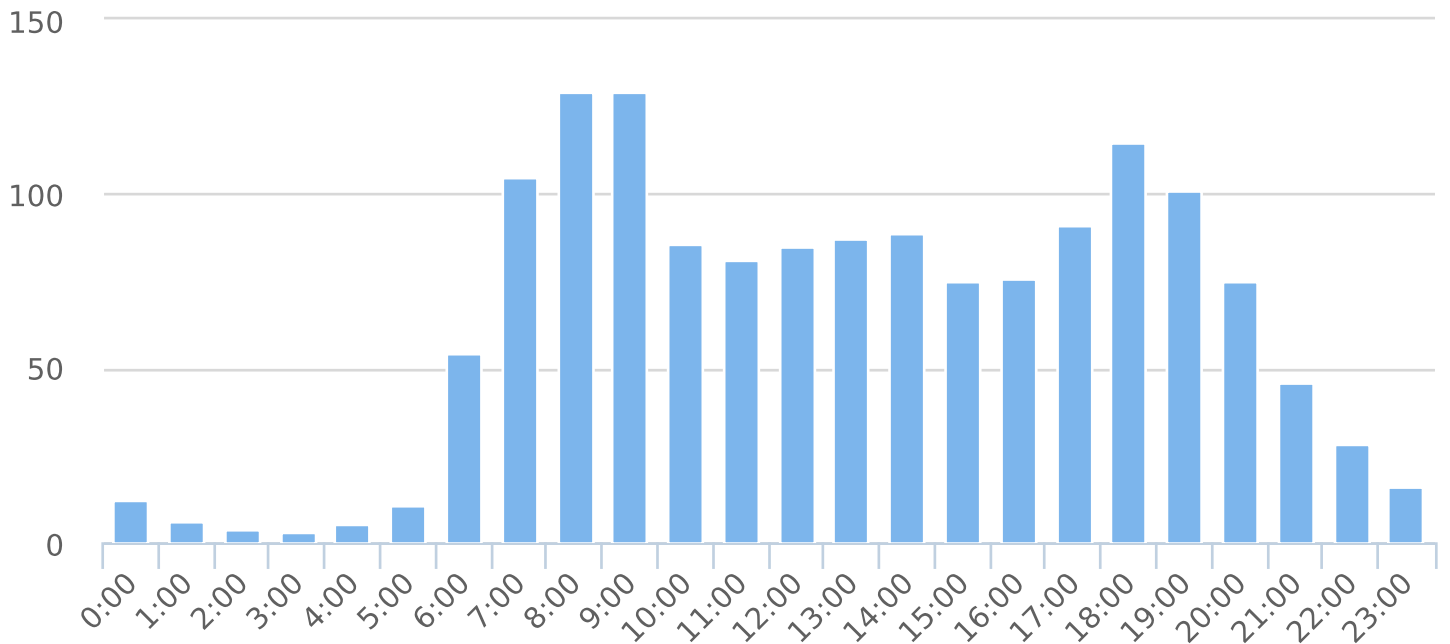
Time View: By Hour (Avg Volumes)
 Speed Bins: Size 5, Range 1 to 60
 Site: Ridgeview Rd SB, SB

Time of Day: 0:00 to 23:59
 Dates: 9/6/2018 to 10/7/2018

Average Vehicles by Speed Bin



Average Volume by Hour



Generated by Jason Dove from City of Dunwoody on Oct 8, 2018 at 3:28:37 PM



Time View: By Hour (Total Volumes)
Speed Bins: Size 5, Range 1 to 60
Site: Ridgeview Rd SB, SB

Time of Day: 0:00 to 23:59
Dates: 9/6/2018 to 10/7/2018

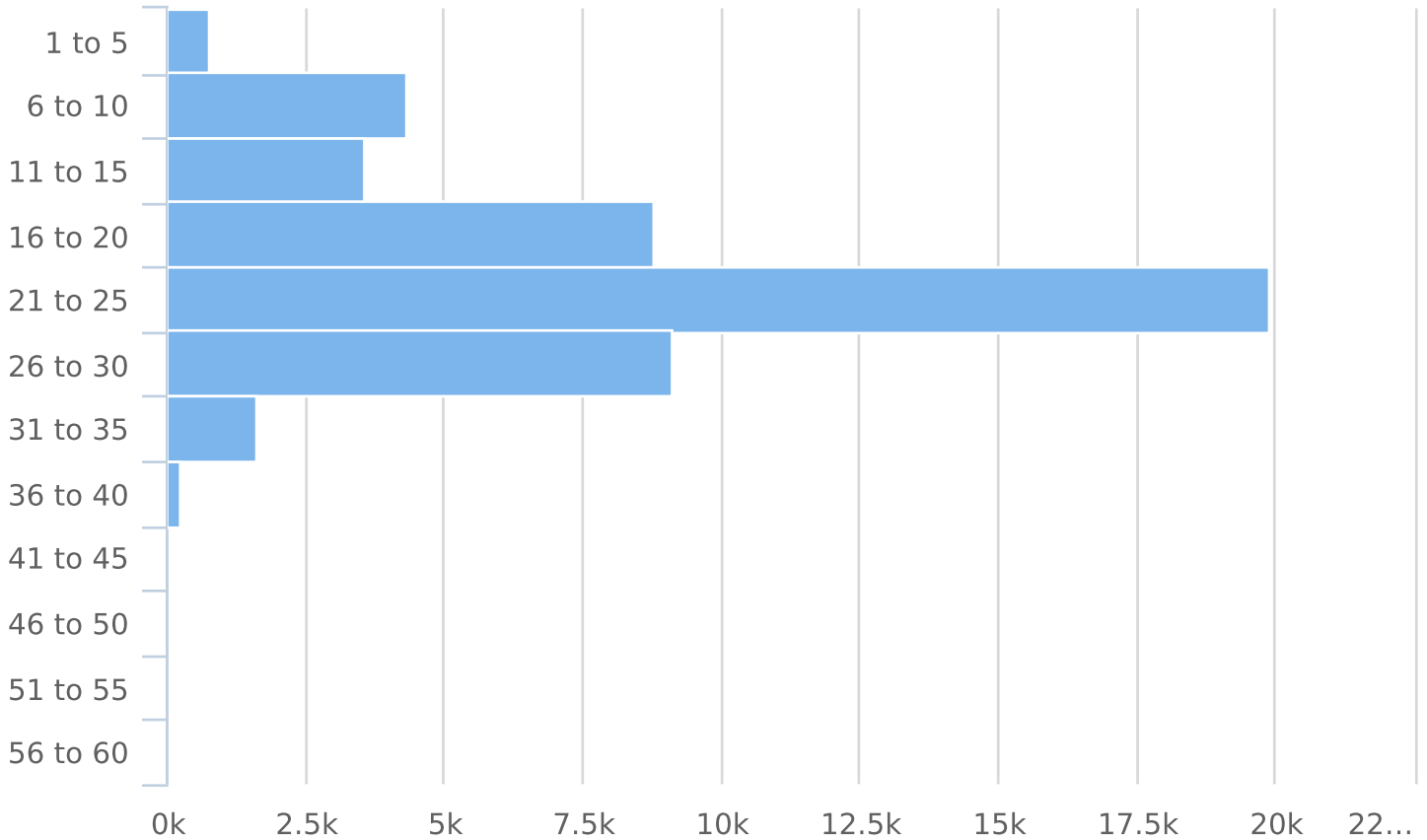
Hour	Spd Lim	1 to 5	6 to 10	11 to 15	16 to 20	21 to 25	26 to 30	31 to 35	36 to 40	41 to 45	46 to 50	51 to 55	56 to 60	Avg Spd	Total #
0:00	25	3	26	27	80	150	61	12	1	1	0	0	0	21.3	361
1:00	25	0	7	12	35	91	27	4	1	0	0	0	0	22.5	177
2:00	25	1	13	13	28	43	18	1	0	0	0	0	0	20.7	117
3:00	25	2	5	6	23	35	12	1	2	0	0	0	0	22.3	86
4:00	25	5	33	21	27	49	34	3	2	0	0	0	0	19.8	174
5:00	25	6	62	29	49	120	61	25	5	2	0	0	0	20.0	359
6:00	25	47	292	243	443	507	161	19	3	1	0	0	0	18.4	1716
7:00	25	33	254	212	603	1462	638	123	29	2	0	0	0	21.7	3356
8:00	25	52	340	224	614	1838	903	144	27	0	0	0	0	21.7	4142
9:00	25	40	275	190	597	1804	992	195	25	3	0	0	0	22.3	4121
10:00	25	38	172	162	363	1203	632	146	29	2	0	0	0	22.5	2747
11:00	25	39	197	191	399	1050	602	107	15	1	1	0	0	21.6	2602
12:00	25	29	208	190	412	1110	634	121	17	0	0	0	0	21.9	2721
13:00	25	45	186	189	416	1188	612	130	15	0	0	0	0	21.9	2781
14:00	25	62	368	355	616	904	443	93	13	1	0	0	0	19.5	2855
15:00	25	37	197	155	366	955	577	103	16	2	0	0	0	21.8	2408
16:00	25	50	227	169	390	970	534	75	13	0	0	0	0	21.1	2428
17:00	25	52	253	215	504	1222	570	84	12	1	0	0	0	21.1	2913
18:00	25	84	382	247	758	1576	529	95	5	2	0	1	0	20.4	3679
19:00	25	53	307	201	789	1377	453	34	8	1	0	0	0	20.2	3223
20:00	25	37	264	244	611	971	249	25	6	0	0	0	0	19.4	2407
21:00	25	20	118	139	343	642	192	27	2	0	0	0	0	20.3	1483
22:00	25	18	68	72	194	406	116	19	1	0	0	0	0	20.6	894
23:00	25	13	48	49	118	203	74	10	1	0	0	0	0	20.3	516
Total #		766	4302	3555	8778	19876	9124	1596	248	19	1	1	0	21.0	48266



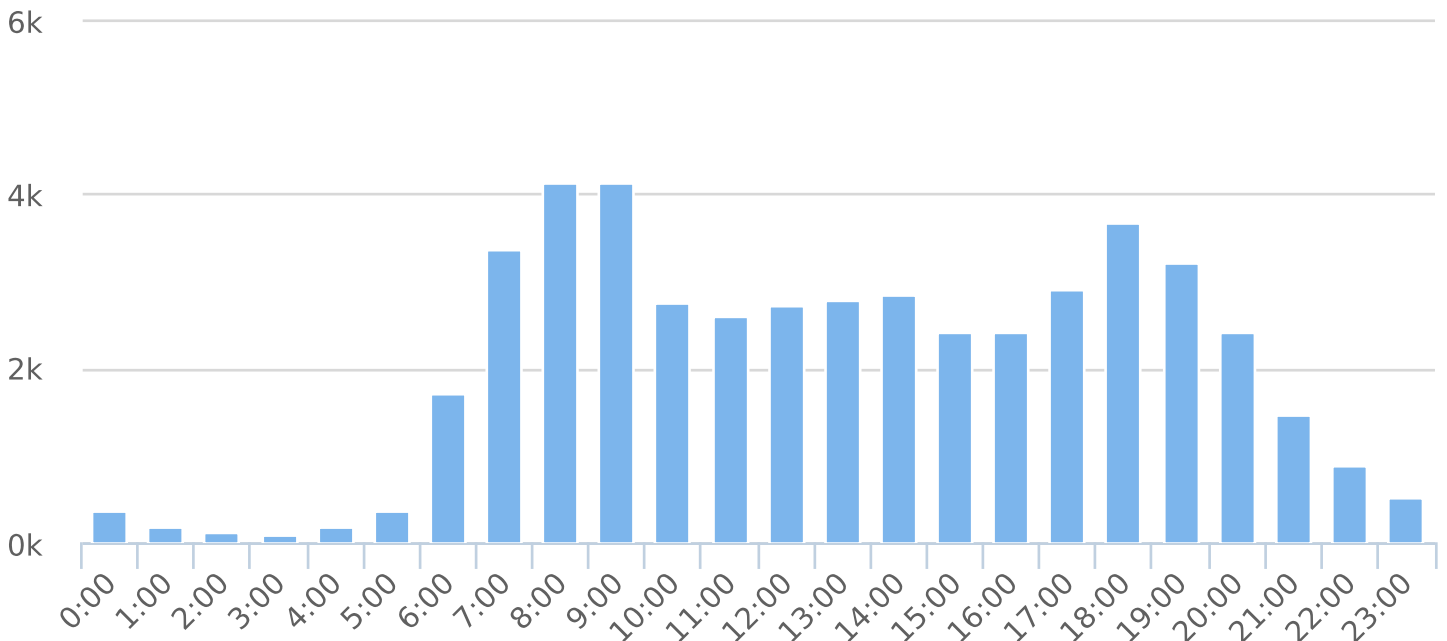
Time View: By Hour (Total Volumes)
 Speed Bins: Size 5, Range 1 to 60
 Site: Ridgeview Rd SB, SB

Time of Day: 0:00 to 23:59
 Dates: 9/6/2018 to 10/7/2018

Total Vehicles by Speed Bin



Total Volume by Hour



Generated by Jason Dove from City of Dunwoody on Oct 8, 2018 at 3:31:48 PM



Time View: By Week (Total Volumes)
Speed Bins: Size 5, Range 1 to 60
Site: Ridgeview Rd SB, SB

Time of Day: 0:00 to 23:59
Dates: 9/6/2018 to 10/7/2018

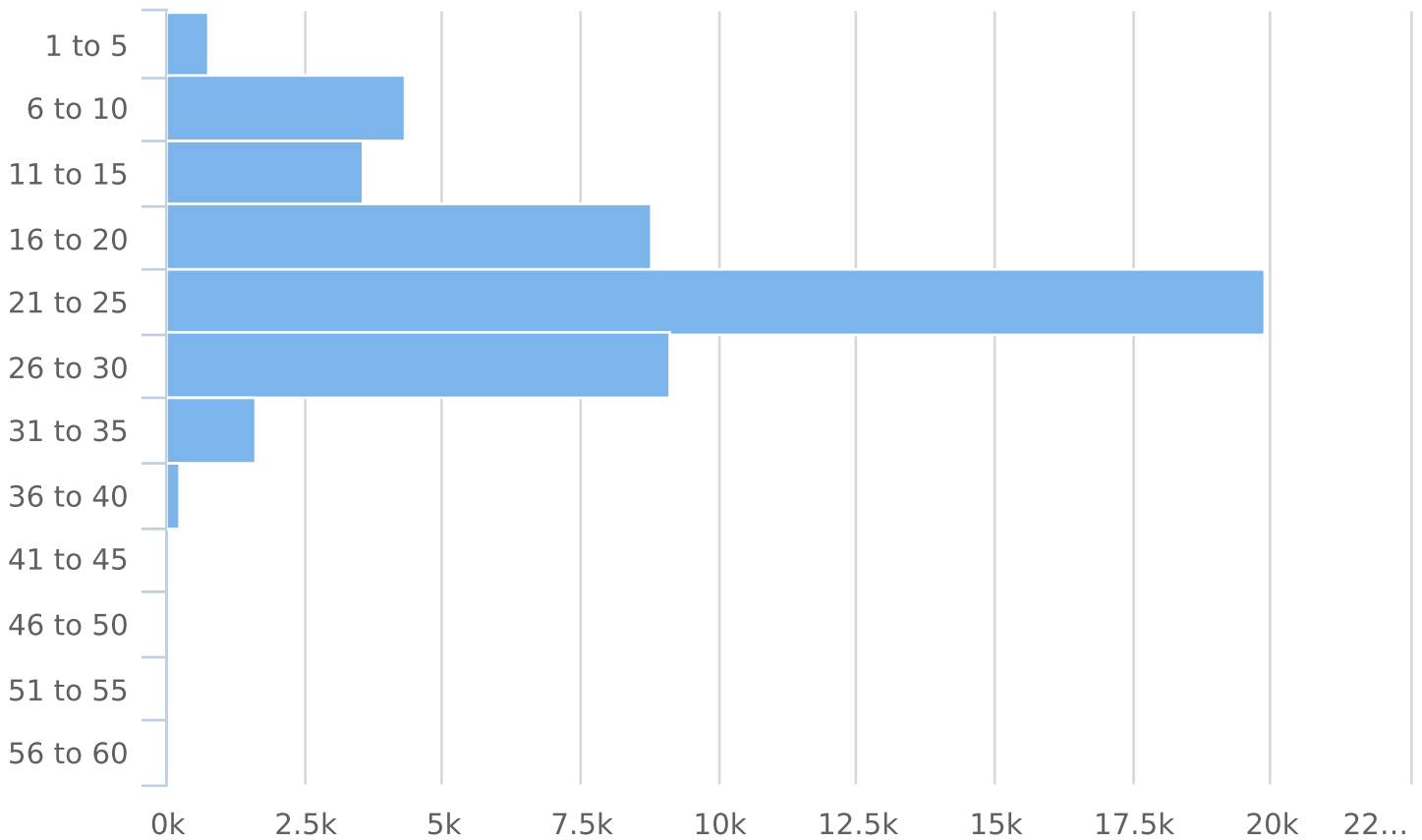
Week	Spd Lim	1 to 5	6 to 10	11 to 15	16 to 20	21 to 25	26 to 30	31 to 35	36 to 40	41 to 45	46 to 50	51 to 55	56 to 60	Avg Spd	Total #
9/2/2018	25	72	413	325	866	1874	854	153	17	3	1	0	0	20.9	4578
9/9/2018	25	198	921	833	1897	4570	1985	395	71	4	0	0	0	21.2	10874
9/16/2018	25	167	956	801	1971	4217	1996	329	52	5	0	0	0	21.0	10494
9/23/2018	25	157	973	780	1980	4445	1973	347	56	3	0	0	0	20.9	10714
9/30/2018	25	157	928	719	1830	4250	2037	334	47	2	0	1	0	20.8	10305
10/7/2018	25	15	111	97	234	520	279	38	5	2	0	0	0	20.6	1301
Total #		766	4302	3555	8778	19876	9124	1596	248	19	1	1	0	20.9	48266



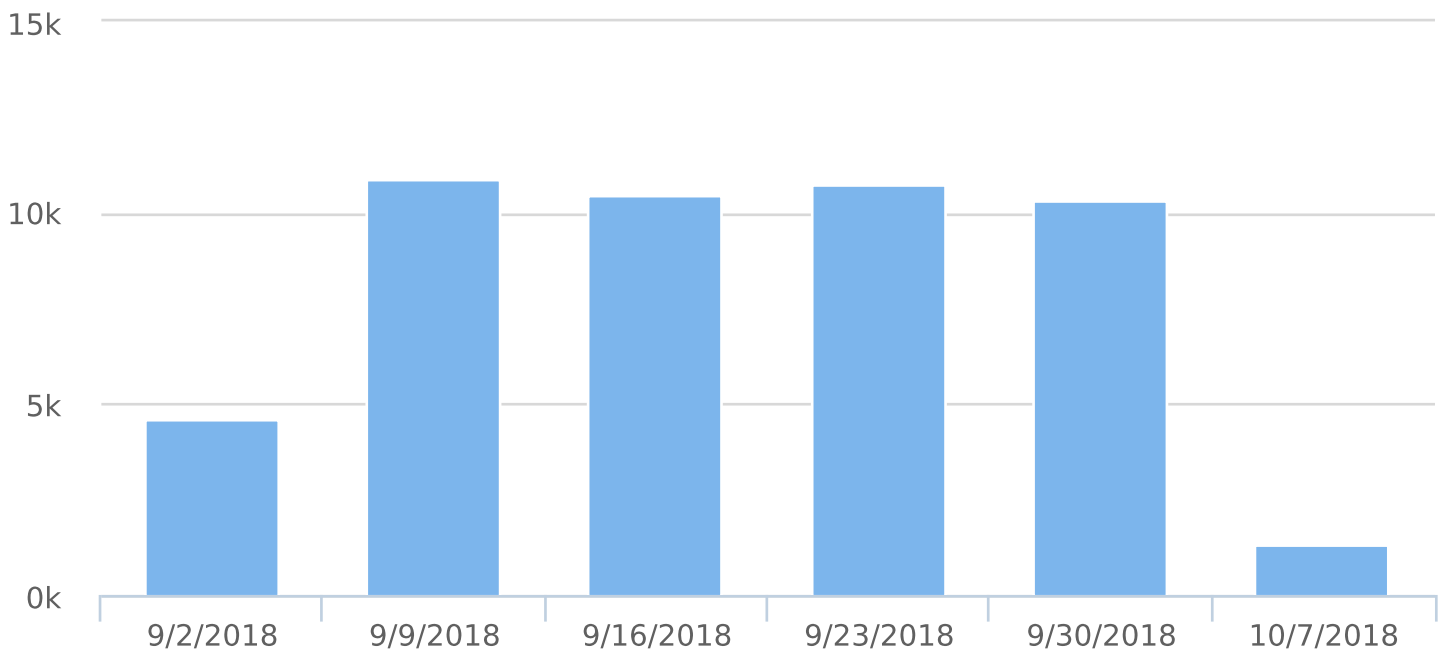
Time View: By Week (Total Volumes)
 Speed Bins: Size 5, Range 1 to 60
 Site: Ridgeview Rd SB, SB

Time of Day: 0:00 to 23:59
 Dates: 9/6/2018 to 10/7/2018

Total Vehicles by Speed Bin



Total Volume by Week



Generated by Jason Dove from City of Dunwoody on Oct 8, 2018 at 3:33:53 PM



Time View: By Date (Total Volumes)

Speed Bins: Size 5, Range 1 to 60

Site: Ridgeview Rd SB, SB

Time of Day: 0:00 to 23:59

Dates: 9/6/2018 to 10/7/2018

Date	00:00	01:00	02:00	03:00	04:00	05:00	06:00	07:00	08:00	09:00	10:00	11:00	12:00	13:00	14:00	15:00	16:00	17:00	18:00	19:00	20:00	21:00	22:00	23:00	Total
9/6/2018	8	3	0	2	2	13	79	158	166	149	80	52	70	82	91	55	51	84	97	100	61	50	17	13	1483
9/7/2018	11	4	1	1	6	12	67	135	147	120	81	82	70	78	85	68	89	108	127	122	78	50	34	29	1605
9/8/2018	13	1	4	1	4	4	18	45	78	117	91	126	92	83	111	102	105	97	94	93	88	51	39	33	1490
9/9/2018	20	12	9	7	7	5	16	29	55	72	104	113	119	100	90	110	107	84	120	81	63	37	22	9	1391
9/10/2018	12	6	6	2	3	14	80	120	171	148	76	50	82	104	73	46	63	89	165	117	68	26	30	5	1556
9/11/2018	3	1	1	2	3	16	71	146	165	143	80	57	74	80	91	64	70	80	119	103	79	46	18	10	1522
9/12/2018	7	1	2	6	12	18	74	142	183	144	80	80	62	91	89	65	59	85	127	124	78	47	21	11	1608
9/13/2018	15	2	0	3	4	18	79	136	162	163	91	79	78	67	106	71	88	83	97	95	83	44	31	10	1605
9/14/2018	12	4	2	1	7	8	73	145	164	128	82	84	76	79	99	78	65	102	120	112	92	58	30	18	1639
9/15/2018	16	11	3	3	4	5	21	48	82	103	121	109	102	88	114	118	90	113	137	99	56	51	33	26	1553
9/16/2018	17	10	10	6	6	7	13	31	41	71	99	91	103	106	87	92	105	111	101	79	58	46	33	17	1340
9/17/2018	6	4	2	5	3	21	71	151	170	147	70	61	65	86	88	70	35	72	119	95	50	41	22	4	1458
9/18/2018	6	4	2	0	3	15	81	129	168	144	82	48	74	84	97	59	59	77	91	97	66	33	23	21	1463
9/19/2018	4	4	1	0	7	14	75	116	170	135	69	49	64	80	72	61	78	74	114	96	69	34	26	10	1422
9/20/2018	0	2	3	2	2	11	56	136	166	164	93	65	71	75	91	61	64	94	114	108	79	44	29	18	1548
9/21/2018	10	3	2	1	5	13	66	134	165	142	77	86	79	70	119	76	74	95	147	113	104	55	29	30	1695
9/22/2018	25	3	1	3	3	7	21	39	53	112	105	149	102	127	73	111	101	101	112	105	95	52	34	34	1568
9/23/2018	30	7	10	9	2	12	18	22	44	71	84	113	110	82	112	72	87	92	98	81	62	32	18	2	1270
9/24/2018	3	3	1	2	5	12	76	125	191	171	81	59	72	76	76	68	62	110	132	102	91	54	26	14	1612
9/25/2018	8	2	0	0	6	14	64	150	156	141	75	67	75	86	95	61	68	86	112	98	67	36	21	10	1498
9/26/2018	12	2	2	2	6	12	63	138	155	164	96	62	87	76	87	74	73	88	107	101	75	44	16	15	1557

Generated by Jason Dove from City of Dunwoody on Oct 8, 2018 at 3:33:53 PM



Time View: By Date (Total Volumes)

Speed Bins: Size 5, Range 1 to 60

Site: Ridgeview Rd SB, SB

Time of Day: 0:00 to 23:59

Dates: 9/6/2018 to 10/7/2018

9/27/2018	5	3	4	1	10	13	83	153	158	130	85	80	75	89	83	67	48	102	107	111	68	39	23	10	1547
9/28/2018	13	7	3	1	4	13	74	151	147	146	71	86	93	94	105	69	86	83	120	127	96	95	43	28	1755
9/29/2018	16	15	10	1	7	9	16	45	63	121	109	103	95	89	87	118	93	107	123	70	66	54	36	22	1475
9/30/2018	20	13	9	7	11	1	14	19	50	68	91	99	119	89	80	91	96	104	102	85	70	33	25	7	1303
10/1/2018	11	5	1	0	9	17	70	138	144	156	65	70	93	71	81	67	74	78	111	118	77	56	19	6	1537
10/2/2018	8	2	4	0	3	12	88	132	177	165	75	64	88	110	57	57	81	76	103	96	69	48	14	13	1542
10/3/2018	5	2	3	3	8	11	68	155	156	130	81	65	70	67	86	49	47	91	116	99	81	33	25	17	1468
10/4/2018	10	1	2	4	10	11	43	135	148	143	67	58	77	72	65	59	59	106	109	131	95	48	42	19	1514
10/5/2018	10	11	4	5	5	11	38	99	137	152	96	69	74	94	76	61	70	100	124	85	86	54	42	13	1516
10/6/2018	13	12	7	3	2	3	22	28	74	102	107	130	109	97	93	92	87	65	108	96	75	42	36	22	1425
10/7/2018	12	17	8	3	5	7	18	26	36	59	83	96	101	109	96	96	94	76	106	84	62	50	37	20	1301
Total #	361	177	117	86	174	359	1716	3356	4142	4121	2747	2602	2721	2781	2855	2408	2428	2913	3679	3223	2407	1483	894	516	48266

Generated by Jason Dove from City of Dunwoody on Oct 8, 2018 at 3:33:53 PM



Time View: By Date (Total Volumes)

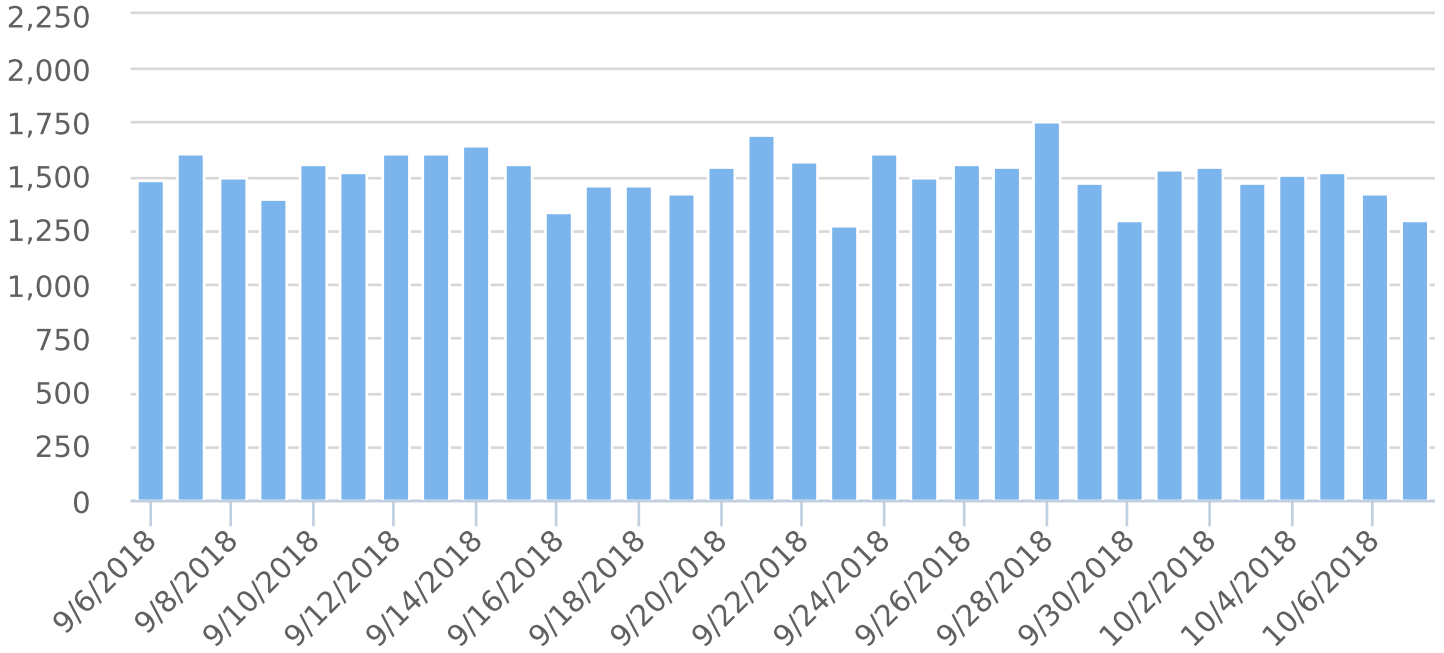
Speed Bins: Size 5, Range 1 to 60

Site: Ridgeview Rd SB, SB

Time of Day: 0:00 to 23:59

Dates: 9/6/2018 to 10/7/2018

Volume by Date





Generated by Jason Dove from City of Dunwoody on Oct 8, 2018 at 3:32:59 PM

Time View: By Day of Week (Avg Volumes)

Speed Bins: Size 5, Range 1 to 60

Site: Ridgeview Rd SB, SB

Time of Day: 0:00 to 23:59

Dates: 9/6/2018 to 10/7/2018

Day of Week	00:00	01:00	02:00	03:00	04:00	05:00	06:00	07:00	08:00	09:00	10:00	11:00	12:00	13:00	14:00	15:00	16:00	17:00	18:00	19:00	20:00	21:00	22:00	23:00	Total
Sun	20	12	9	6	6	6	16	25	45	68	92	102	110	97	93	92	98	93	105	82	63	40	27	11	1321
Mon	8	5	3	2	5	16	74	134	169	156	73	60	78	84	80	63	59	87	132	108	72	44	24	7	1541
Tue	6	2	2	1	4	14	76	139	167	148	78	59	78	90	85	60	70	80	106	99	70	41	19	14	1506
Wed	7	2	2	3	8	14	70	138	166	143	82	64	71	79	84	62	64	85	116	105	76	40	22	13	1514
Thu	8	2	2	2	6	13	68	144	160	150	83	67	74	77	87	63	62	94	105	109	77	45	28	14	1539
Fri	11	6	2	2	5	11	64	133	152	138	81	81	78	83	97	70	77	98	128	112	91	62	36	24	1642
Sat	17	8	5	2	4	6	20	41	70	111	107	123	100	97	96	108	95	97	115	93	76	50	36	27	1502
Avg #	11	5	4	3	5	11	55	108	133	131	85	79	84	87	89	74	75	91	115	101	75	46	27	16	1509



Generated by Jason Dove from City of Dunwoody on Oct 8, 2018 at 3:32:59 PM

Time View: By Day of Week (Avg Volumes)

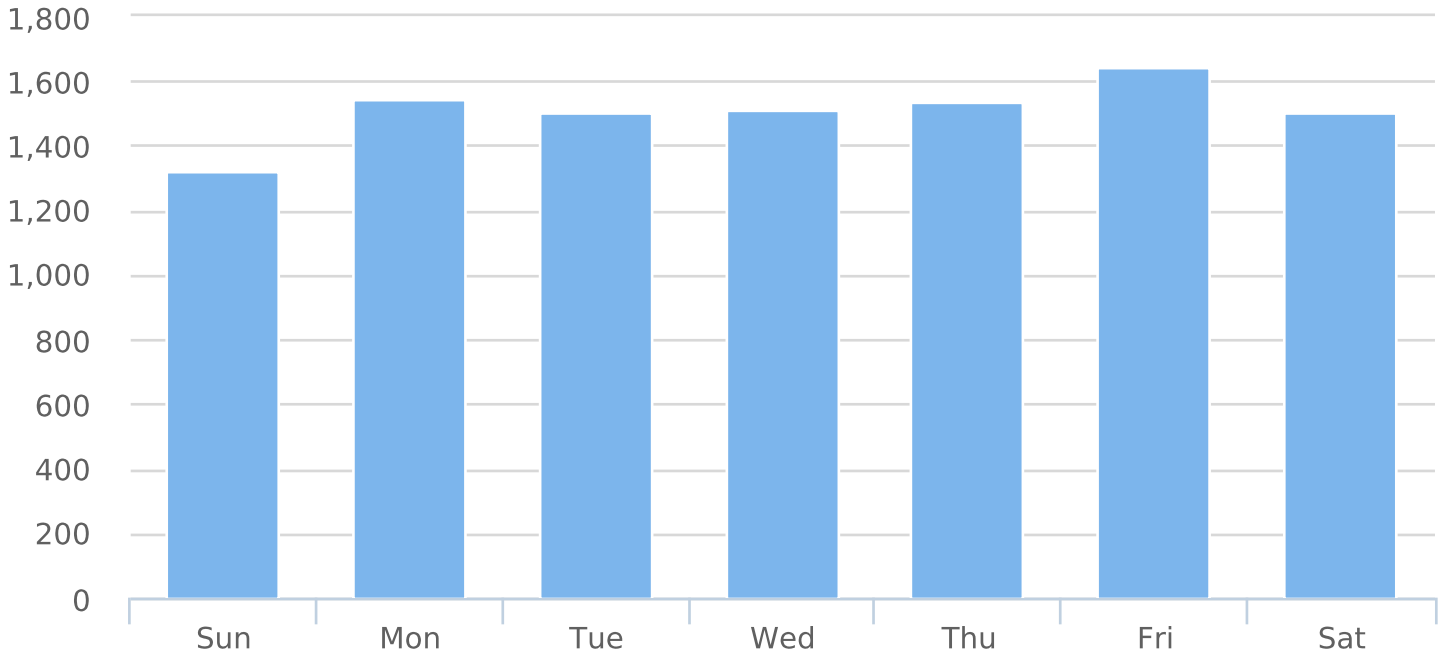
Speed Bins: Size 5, Range 1 to 60

Site: Ridgeview Rd SB, SB

Time of Day: 0:00 to 23:59

Dates: 9/6/2018 to 10/7/2018

Volume by Day





Generated by Jason Dove from City of Dunwoody on Oct 8, 2018 at 3:34:42 PM

Time View: By Week (Total Volumes)

Speed Bins: Size 5, Range 1 to 60

Site: Ridgeview Rd SB, SB

Time of Day: 0:00 to 23:59

Dates: 9/6/2018 to 10/7/2018

Week	00:00	01:00	02:00	03:00	04:00	05:00	06:00	07:00	08:00	09:00	10:00	11:00	12:00	13:00	14:00	15:00	16:00	17:00	18:00	19:00	20:00	21:00	22:00	23:00	Total
9/2/2018	32	8	5	4	12	29	164	338	391	386	252	260	232	243	287	225	245	289	318	315	227	151	90	75	4578
9/9/2018	85	37	23	24	40	84	414	766	982	901	634	572	593	609	662	552	542	636	885	731	519	309	185	89	10874
9/16/2018	68	30	21	17	29	88	383	736	933	915	595	549	558	628	627	530	516	624	798	693	521	305	196	134	10494
9/23/2018	87	39	30	16	40	85	394	784	914	944	601	570	607	592	645	529	517	668	799	690	525	354	183	101	10714
9/30/2018	77	46	30	22	48	66	343	706	886	916	582	555	630	600	538	476	514	620	773	710	553	314	203	97	10305
10/7/2018	12	17	8	3	5	7	18	26	36	59	83	96	101	109	96	96	94	76	106	84	62	50	37	20	1301
Total #	361	177	117	86	174	359	1716	3356	4142	4121	2747	2602	2721	2781	2855	2408	2428	2913	3679	3223	2407	1483	894	516	48266

Generated by Jason Dove from City of Dunwoody on Oct 8, 2018 at 3:34:42 PM



Time View: By Week (Total Volumes)

Speed Bins: Size 5, Range 1 to 60

Site: Ridgeview Rd SB, SB

Time of Day: 0:00 to 23:59

Dates: 9/6/2018 to 10/7/2018

Volume by Week

