

## **MEMORANDUM**

**To:** Mayor and City Council  
**From:** Chris Pike, Finance Director  
**Date:** July 11, 2016  
**Subject:** **YTD Financial Report for May 31, 2016**

---

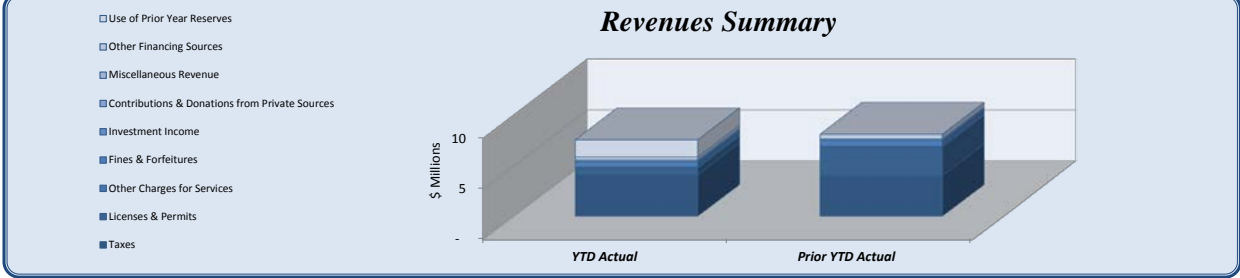
Following are the financial highlights for through May 31, 2016. A few unexpected numbers are showing up in the revenues this month; some positive and others negative. Overall revenues are above budget led by financial institutions tax and alcohol beverage licenses. Motor vehicle taxes are \$152,000 off last year's pace, and it appears this line item will fall short of budget by the end of the year. This is attributable to the new taxing structure (TAVT) as those in Dunwoody replace their vehicles faster than originally anticipated. This should be offset with other taxes such as real estate, which as discussed last month, increased more than the amount budgeted. Hotel taxes and court revenues both increased pace in May to reduce their gaps with the budgeted totals. At May's level, both will exceed budget.

Expenses are as expected. The budget overage in Information Technology, Public Works, and Community Development is due to expenses for administrative services. The Stormwater Fund budget overage is due to projects that were delayed at the end of 2015 and instead completed at the beginning of 2016. In the summer, a budget amendment will be presented to capture these as well as other adjustments that are needed for the current year.

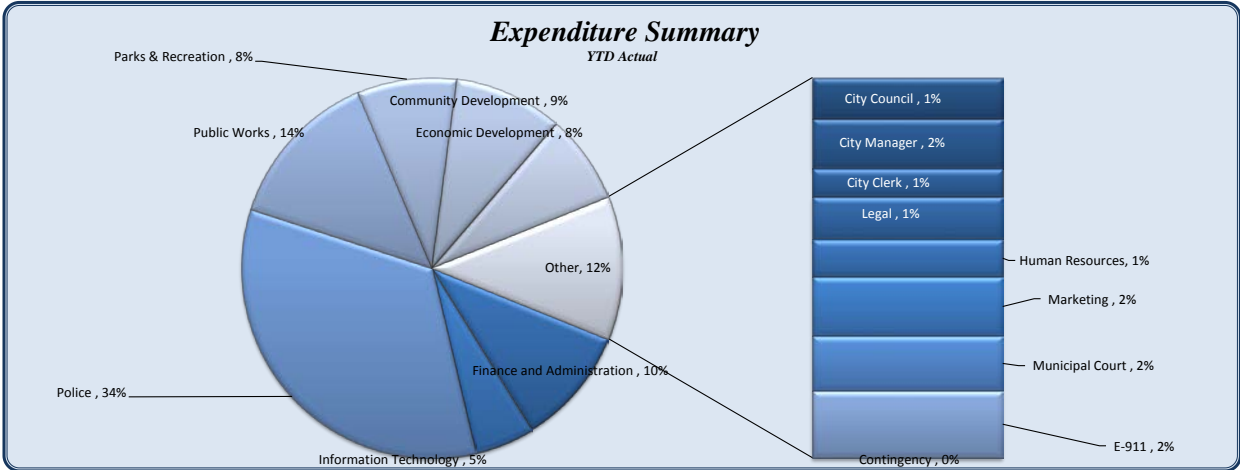
*As Finance Director, I have reviewed this report. I am not aware of any material untrue statements or material omission; nor do I consider anything misleading. The financial statements and related information fairly present the financial condition and the results in all material respects. Management is responsible for internal controls and periodically evaluates these internal controls. No deficiencies in internal controls were discovered.*

City of Dunwoody  
YTD Statement of Revenues and  
Expenses Through May 31, 2016

Revenues & Resources	Total Annual	YTD Budget	YTD Actual	YTD Variance		Prior YTD Actual	Flux (Diff from Prior Year)
	Budget			(\$ '000)	(% of YTD Budget)		
Taxes	17,886,000	4,082,667	4,115,946	33	101%	4,014,971	100,975
Licenses & Permits	1,997,500	644,792	679,164	34	105%	2,831,410	(2,152,246)
Other Charges for Services	426,000	32,917	68,822	36	209%	59,793	9,029
Fines & Forfeitures	1,350,000	562,500	551,862	(11)	98%	608,876	(57,015)
Investment Income	5,000	2,083	1,465	(1)	70%	1,706	(241)
Contributions & Donations from Private Sources	5,000	-	9,750	10		4,270	5,480
Miscellaneous Revenue	250,500	104,375	128,650	24	123%	113,150	15,500
Other Financing Sources	1,500,000	300,000	299,194	(1)	100%	451,089	(151,895)
Use of Prior Year Reserves	1,687,855	1,687,855	1,687,855	-	100%	-	1,687,855
<b>Total Revenues &amp; Resources</b>	<b>25,107,855</b>	<b>7,417,188</b>	<b>7,542,707</b>	<b>126</b>	<b>102%</b>	<b>8,085,264</b>	<b>(542,557)</b>



Expenditures	Total Annual	YTD Budget	YTD Actual	Variance		Prior YTD Actual	Flux (Diff from Prior Year)
	Budget			(\$ '000)	(% of YTD Budget)		
City Council	259,592	143,163	128,946	14	90%	121,191	(7,755)
City Manager	394,347	164,821	154,427	10	94%	97,486	(56,941)
City Clerk	190,316	79,576	85,540	(6)	107%	89,650	4,110
Legal	370,000	195,000	131,416	64	67%	138,757	7,341
Finance and Administration	2,809,178	1,175,928	971,198	205	83%	1,136,799	165,601
Human Resources	351,892	146,622	115,115	32	79%	18,662	(93,143)
Information Technology	795,581	330,552	494,157	(164)	149%	336,801	(157,356)
Marketing	504,860	210,358	183,161	27	87%	178,262	(4,899)
Municipal Court	568,717	237,327	168,313	69	71%	162,564	(5,749)
Police	8,119,871	3,513,875	3,243,653	270	92%	2,790,443	(453,211)
E-911	151,640	63,183	206,974	(144)	328%	46,276	(160,698)
Public Works	3,664,857	1,287,032	1,318,086	(31)	102%	1,053,952	(264,134)
Parks & Recreation	2,861,049	1,021,131	811,977	209	80%	670,677	(141,301)
Community Development	1,965,689	819,037	890,780	(72)	109%	2,109,996	1,219,215
Economic Development	1,790,265	745,944	727,130	19	97%	596,862	(130,268)
Contingency	300,000	125,000	-	125	0%	-	-
<b>Total Expenditures</b>	<b>25,097,854</b>	<b>10,258,550</b>	<b>9,630,875</b>	<b>628</b>	<b>94%</b>	<b>9,548,378</b>	<b>(79,187)</b>



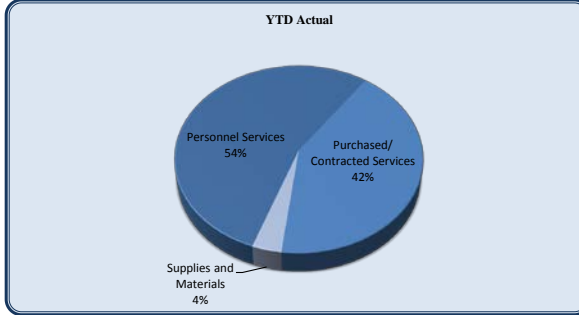
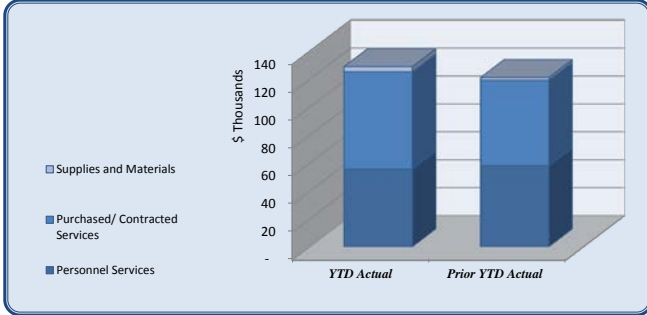
<b>Total Revenues over/(under) Expenditures</b>	<b>361,893</b>	<b>(2,694,740)</b>	<b>(2,088,168)</b>	<b>606,572</b>	<b>(1,444,452)</b>	<b>(643,176)</b>
-------------------------------------------------	----------------	--------------------	--------------------	----------------	--------------------	------------------

City of Dunwoody  
YTD Statement of Revenues and  
Expenses Through May 31, 2016

Revenues	Total Annual Budget	YTD Budget	YTD Actual	Variance		Prior YTD Actual	Flux (Diff from Prior Year)
				(\$ '000)	(% of YTD Budget)		
Real Property Tax	5,871,000	-	30,936	31		4,865	26,071
Personal Property Tax	400,000	-	8,016	8		-	8,016
Motor Vehicle	430,000	179,167	96,455	(83)	54%	248,683	152,228
Intangibles (Reg & Recording)	70,000	29,167	65,841	37	226%	62,167	3,675
Franchise Fees	3,500,000	350,000	360,240	10	103%	326,306	33,934
Hotel/Motel Tax	1,620,000	696,000	667,667	(28)	96%	657,949	9,718
Alcoholic Beverage Excise Tax	620,000	258,333	276,869	19	107%	248,862	28,007
MVR Excise Tax	100,000	41,667	40,535	(1)	97%	49,853	(9,318)
Business & Occupation Tax	2,650,000	2,415,000	2,355,731	(59)	98%	2,308,893	46,838
Insurance Premium Tax	2,500,000	-	-	-		-	-
Financial Institutions Tax	105,000	105,000	201,891	97	192%	103,210	98,681
Penalties & int on delinq tax	5,000	2,083	2,015	(0)	97%	-	2,015
Pen & Int on delinq taxes-Business	15,000	6,250	9,750	4	156%	1,274	8,476
<b>Taxes</b>	<b>17,886,000</b>	<b>4,082,667</b>	<b>4,115,946</b>	<b>33</b>	<b>101%</b>	<b>4,014,971</b>	<b>100,975</b>
Alcoholic Beverage Licenses	450,000	-	72,167	72		22,954	49,214
Other Licenses and Permits	2,500	1,042	8,675	8	833%	4,085	4,590
Planning & Zoning Fees	15,000	6,250	11,250	5	180%	11,505	(255)
Bldg Structures & Equipment	1,500,000	625,000	533,111	(92)	85%	2,736,332	(2,203,221)
Soil Erosion	15,000	6,250	20,475	14	328%	33,234	(12,759)
Plan Review-Fire	15,000	6,250	33,486	27	536%	23,300	10,186
<b>Licenses &amp; Permits</b>	<b>1,997,500</b>	<b>644,792</b>	<b>679,164</b>	<b>34</b>	<b>105%</b>	<b>2,831,410</b>	<b>(2,152,246)</b>
Local Government Grants	-	-	-	-		-	-
<b>Intergovernmental Revenues</b>	<b>-</b>	<b>-</b>	<b>-</b>	<b>-</b>		<b>-</b>	<b>-</b>
Special Police Services	12,000	5,000	10,245	5	205%	5,730	4,515
Fingerprinting Fee	6,000	2,500	2,801	0	112%	2,968	(167)
Public Safety-Other	36,000	15,000	37,046	22	247%	41,165	(4,119)
Special Assessments	20,000	-	177	0		-	177
Streetlight Fees	327,000	-	2,666	3		-	2,666
Recreation Program Fees	-	-	4,883	5		-	4,883
Pavilion Rentals	25,000	10,417	10,650	0	102%	9,900	750
NSF Fees	-	-	354	0		30	324
<b>Other Charges for Services</b>	<b>426,000</b>	<b>32,917</b>	<b>68,822</b>	<b>36</b>	<b>209%</b>	<b>59,793</b>	<b>9,029</b>
Municipal Court Fines & Forfeitures	1,350,000	562,500	551,862	(11)	98%	608,876	(57,015)
<b>Fines &amp; Forfeitures</b>	<b>1,350,000</b>	<b>562,500</b>	<b>551,862</b>	<b>(11)</b>	<b>98%</b>	<b>608,876</b>	<b>(57,015)</b>
Interest Revenue	5,000	2,083	1,465	(4)	70%	1,706	(241)
<b>Investment Income</b>	<b>5,000</b>	<b>2,083</b>	<b>1,465</b>	<b>(1)</b>	<b>70%</b>	<b>1,706</b>	<b>(241)</b>
Contr & Don From Priv Sources	-	-	500	1		-	500
Explorer Donations	5,000	-	9,100	9		4,270	4,830
<b>Contributions &amp; Donations from Private Sources</b>	<b>5,000</b>	<b>-</b>	<b>9,750</b>	<b>10</b>		<b>4,270</b>	<b>5,480</b>
Rents & Royalties	235,500	98,125	87,737	(10)	89%	112,449	24,712
Reimb for damaged property	-	-	40,023	40		-	40,023
Other Charges For Services	15,000	6,250	890	(5)	14%	320	570
Miscellaneous Revenue	-	-	-	-		380	(380)
<b>Miscellaneous Revenue</b>	<b>250,500</b>	<b>104,375</b>	<b>128,650</b>	<b>24</b>	<b>123%</b>	<b>113,150</b>	<b>15,500</b>
Proceeds from sale of property	1,500,000	300,000	299,194	(1)	100%	450,000	(150,806)
<b>Other Financing Sources</b>	<b>1,500,000</b>	<b>300,000</b>	<b>299,194</b>	<b>(1)</b>	<b>100%</b>	<b>451,089</b>	<b>(151,895)</b>
Use of Prior Year Reserves	1,687,855	1,687,855	1,687,855	-	100%	-	1,687,855
<b>Total Revenues</b>	<b>25,107,855</b>	<b>7,417,188</b>	<b>7,542,707</b>	<b>126</b>	<b>102%</b>	<b>8,085,264</b>	<b>(542,557)</b>

City of Dunwoody  
YTD Statement of Revenues and  
Expenses Through May 31, 2016

City Council	Total Annual Budget	YTD Budget	YTD Actual	Variance (\$ '000)	(% of YTD Budget)	Prior YTD Actual	Flux (Diff from Prior Year)
Personnel Services	145,942	60,809	55,551	5	91%	57,979	2,429
Purchased/ Contracted Services	97,650	75,688	69,645	6	92%	61,169	(8,477)
Supplies and Materials	16,000	6,667	3,750	3	56%	2,043	(1,707)
<b>Total City Council</b>	<b>259,592</b>	<b>143,163</b>	<b>128,946</b>	<b>14</b>	<b>90%</b>	<b>121,191</b>	<b>(7,755)</b>



City Council	Total Annual Budget	YTD Budget	YTD Actual	Variance (\$ '000)	(% of YTD Budget)	Prior YTD Actual	Flux (Diff from Prior Year)
Regular Salaries	88,000	36,667	36,667	0	100%	36,667	-
Group Insurance	51,210	21,338	16,067	5	75%	18,495	2,428
Social Security	5,456	2,273	2,106	0	93%	2,109	2
Medicare	1,276	532	493	0	93%	493	1
Workers' Compensation	-	-	218	(0)		216	(2)
<b>Personnel Services</b>	<b>145,942</b>	<b>60,809</b>	<b>55,551</b>	<b>5</b>	<b>91%</b>	<b>57,979</b>	<b>2,429</b>
Professional Services	4,000	1,667	900	1	54%	2,350	1,450
Technical Services	1,000	417	346	0	83%	-	(346)
Property/Liability Insurance	60,000	60,000	61,811	(2)	103%	52,422	(9,389)
Communications	6,500	2,708	679	2	25%	532	(148)
Printing & Binding	3,900	1,625	1,065	1	66%	935	(130)
Travel	11,700	4,875	228	5	5%	740	512
Dues & Fees	4,000	1,667	1,646	0	99%	1,200	(446)
Education & Training	6,550	2,729	2,970	(0)	109%	2,990	20
<b>Purchased/ Contracted Services</b>	<b>97,650</b>	<b>75,688</b>	<b>69,645</b>	<b>6</b>	<b>92%</b>	<b>61,169</b>	<b>(8,477)</b>
Supplies	4,000	1,667	1,922	(0)	115%	420	(1,502)
Food	4,800	2,000	739	1	37%	1,623	885
Books & Periodicals	700	292	-	0	0%	-	-
Small Equipment	4,000	1,667	1,090	1	65%	-	(1,090)
Repairs & Maintenance	2,500	1,042	-	1	0%	-	-
<b>Supplies and Materials</b>	<b>16,000</b>	<b>6,667</b>	<b>3,750</b>	<b>3</b>	<b>56%</b>	<b>2,043</b>	<b>(1,707)</b>
<b>Total City Council</b>	<b>259,592</b>	<b>143,163</b>	<b>128,946</b>	<b>14</b>	<b>90%</b>	<b>121,191</b>	<b>(7,755)</b>

City of Dunwoody  
YTD Statement of Revenues and  
Expenses Through May 31, 2016

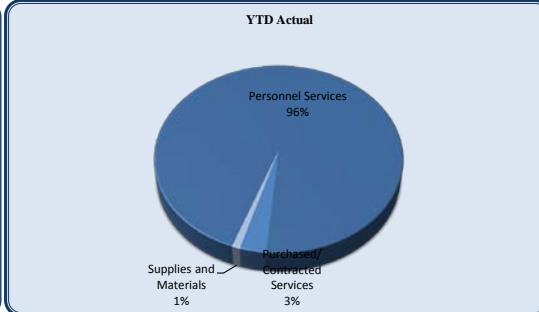
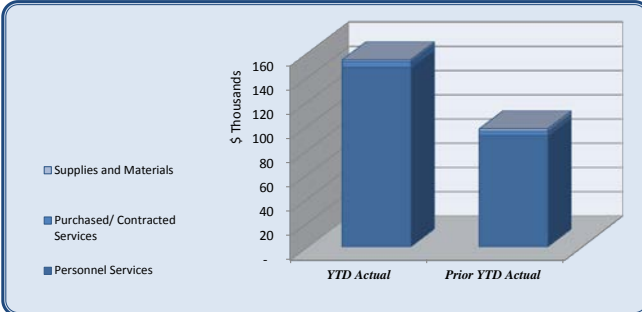
<i>City Council</i>	Shortal	Tallmadge	Nall	Riticher	Deutsch	Thompson	Heneghan	Unallocated	Total
Regular Salaries	6,667	5,000	5,000	5,000	5,000	5,000	5,000		36,667
Group Insurance	544		7,738			7,784			16,067
Social Security	411	310	256	310	291	218	310		2,107
Medicare	96	73	60	73	68	51	73		493
Workers' Compensation								218	218
<b>Personnel Services</b>	<b>7,719</b>	<b>5,383</b>	<b>13,054</b>	<b>5,383</b>	<b>5,360</b>	<b>13,054</b>	<b>5,383</b>	<b>218</b>	<b>55,551</b>
Professional Services								900	900
Technical Services							346		346
Property/Liability Insurance								61,811	61,811
Communications							639	40	679
Printing & Binding	500		75		491				1,065
Travel	16	212							228
Dues & Fees	623	188	400	188	208			40	1,646
Education & Training	480		660	610	610	610			2,970
<b>Purchased/ Contracted Services</b>	<b>1,619</b>	<b>399</b>	<b>1,135</b>	<b>798</b>	<b>1,308</b>	<b>610</b>	<b>985</b>	<b>62,791</b>	<b>69,645</b>
Supplies	334	217	180	68	100	120	489	413	1,922
Food		85						654	739
Books & Periodicals									-
Small Equipment					1,090				1,090
<b>Supplies and Materials</b>	<b>334</b>	<b>302</b>	<b>180</b>	<b>68</b>	<b>1,190</b>	<b>120</b>	<b>489</b>	<b>1,067</b>	<b>3,750</b>
<b>Total City Council</b>	<b>9,671</b>	<b>6,084</b>	<b>14,369</b>	<b>6,248</b>	<b>7,858</b>	<b>13,784</b>	<b>6,857</b>	<b>64,075</b>	<b>128,946</b>

Section 2.07 of the Dunwoody Code of Ordinances states, "The mayor shall be provided an annual expense allowance of \$5,000.00 and each councilmember shall be provided an annual expense allowance of \$3,000.00 for the reimbursement of expenses actually and necessarily incurred by the mayor and councilmembers in carrying out their duties as elected officials of the city."

Please see the subsequent page for a breakdown of all non-payroll expenses; including those charged to each Councilmember's discretionary allowance.

City of Dunwoody  
YTD Statement of Revenues and  
Expenses Through May 31, 2016

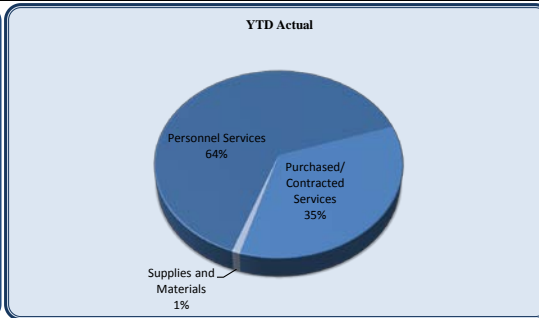
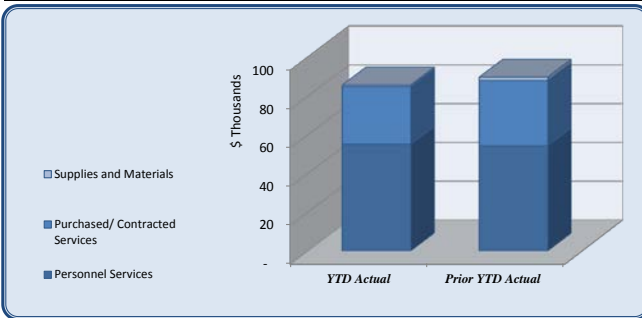
City Manager	Total Annual	YTD Budget	YTD Actual	Variance (% of YTD Budget)	Prior YTD Actual	Flux (Diff from Prior Year)	
	Budget						
Personnel Services	369,618	154,517	148,093	6	96%	91,909	(56,184)
Purchased/ Contracted Services	20,017	8,340	4,858	3	58%	3,507	(1,351)
Supplies and Materials	4,712	1,963	1,477	0	75%	2,070	593
<b>Total City Manager</b>	<b>394,347</b>	<b>164,821</b>	<b>154,427</b>	<b>10</b>	<b>94%</b>	<b>97,486</b>	<b>(56,941)</b>



City Manager	Total Annual	YTD Budget	YTD Actual	Variance (% of YTD Budget)	Prior YTD Actual	Flux (Diff from Prior Year)	
	Budget						
Regular Salaries	271,359	113,066	110,483	3	98%	72,087	(38,396)
Group Insurance	49,490	20,621	15,208	5	74%	6,965	(8,243)
Medicare	3,935	1,640	1,671	(0)	102%	926	(745)
Retirement	43,961	18,317	19,786	(1)	108%	11,276	(8,510)
Workers' Compensation	873	873	945	(0)	108%	655	(290)
<b>Personnel Services</b>	<b>369,618</b>	<b>154,517</b>	<b>148,093</b>	<b>6</b>	<b>96%</b>	<b>91,909</b>	<b>(56,184)</b>
Communications	1,842	768	568	0	74%	687	119
Printing & Binding	625	260	376	(0)	144%	768	391
Travel	6,900	2,875	94	3	3%	14	(80)
Dues & Fees	5,235	2,181	2,893	(1)	133%	600	(2,293)
Education & Training	5,415	2,256	927	1	41%	843	(84)
<b>Purchased/ Contracted Services</b>	<b>20,017</b>	<b>8,340</b>	<b>4,858</b>	<b>3</b>	<b>58%</b>	<b>3,507</b>	<b>(1,351)</b>
Supplies	1,200	500	936	(0)	187%	1,550	614
Food	1,500	625	427	0	68%	320	(107)
Books & Periodicals	512	213	114	0	53%	-	(114)
Small Equipment	1,500	625	-	1	0%	200	200
<b>Supplies and Materials</b>	<b>4,712</b>	<b>1,963</b>	<b>1,477</b>	<b>0</b>	<b>75%</b>	<b>2,070</b>	<b>593</b>
<b>Total City Manager</b>	<b>394,347</b>	<b>164,821</b>	<b>154,427</b>	<b>10</b>	<b>94%</b>	<b>97,486</b>	<b>(56,941)</b>

City of Dunwoody  
YTD Statement of Revenues and  
Expenses Through May 31, 2016

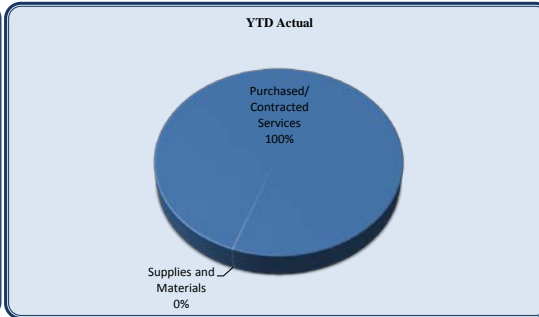
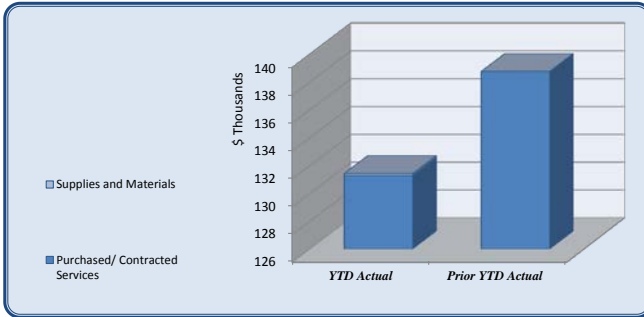
City Clerk	Total Annual	YTD Budget	YTD Actual	Variance	Prior YTD Actual	Flux
	Budget			(% of YTD Budget)		
				(\$ '000)		
Personnel Services	131,566	54,910	55,007	(0)	100%	54,223 (784)
Purchased/ Contracted Services	54,250	22,792	29,734	(7)	130%	33,782 4,048
Supplies and Materials	4,500	1,875	800	1	43%	1,645 845
Transfers Out	-	-	-	-	-	-
<b>Total City Clerk</b>	<b>190,316</b>	<b>79,576</b>	<b>85,540</b>	<b>(6)</b>	<b>107%</b>	<b>89,650 4,110</b>



City Clerk	Total Annual	YTD Budget	YTD Actual	Variance	Prior YTD Actual	Flux
	Budget			(% of YTD Budget)		
				(\$ '000)		
Salaries	97,388	40,578	41,894	(1)	103%	41,086 (808)
Group Insurance	16,833	7,014	5,957	(1)	85%	5,920 (37)
Medicare	1,413	589	641	(0)	109%	569 (71)
Retirement	15,777	6,574	6,273	0	95%	6,421 148
Workers' Compensation	155	155	242	(0)	156%	228 (15)
<b>Personnel Services</b>	<b>131,566</b>	<b>54,910</b>	<b>55,007</b>	<b>(0)</b>	<b>100%</b>	<b>54,223 (784)</b>
Professional Services	10,000	4,167	308	(1)	7%	11,258 10,951
Technical Services	800	333	1,350	(1)	405%	- (1,350)
Repairs and Maintenance	30,050	25,201	25,201	-	201%	19,801 (5,400)
Communications	2,400	1,000	1,079	(0)	108%	530 (549)
Advertising	2,000	833	670	0	80%	457 (213)
Printing & Binding	1,500	625	376	0	60%	30 (346)
Travel	3,750	1,750	498	1	28%	425 (73)
Dues & Fees	275	115	202	(0)	176%	75 (127)
Education & Training	3,475	1,448	50	1	3%	1,205 1,155
<b>Purchased/ Contracted Services</b>	<b>54,250</b>	<b>22,792</b>	<b>29,734</b>	<b>(7)</b>	<b>130%</b>	<b>33,782 4,048</b>
Supplies	1,700	708	768	(0)	108%	138 (631)
Food	400	167	31	0	19%	65 34
Books & Periodicals	400	167	-	0	0%	-
Small Equipment	2,000	833	-	(1)	0%	1,442 1,442
<b>Supplies and Materials</b>	<b>4,500</b>	<b>1,875</b>	<b>800</b>	<b>1</b>	<b>43%</b>	<b>1,645 845</b>
<b>Total City Clerk</b>	<b>190,316</b>	<b>79,576</b>	<b>85,540</b>	<b>(6)</b>	<b>107%</b>	<b>89,650 4,110</b>

City of Dunwoody  
YTD Statement of Revenues and  
Expenses Through May 31, 2016

Legal	Total Annual	YTD Budget	YTD Actual	Variance	Prior YTD Actual	Flux	
	Budget			(% of YTD Budget)			(Diff from Prior Year)
				(\$ '000)			
Purchased/ Contracted Services	370,000	195,000	131,285	64	67%	138,757	7,472
Supplies and Materials	-	-	131	(0)		-	(131)
<b>Total Legal</b>	<b>370,000</b>	<b>195,000</b>	<b>131,416</b>	<b>64</b>	<b>67%</b>	<b>138,757</b>	<b>7,341</b>

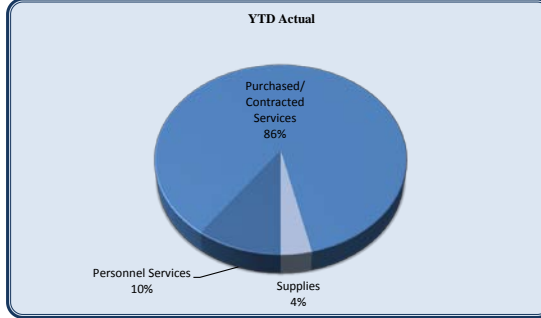
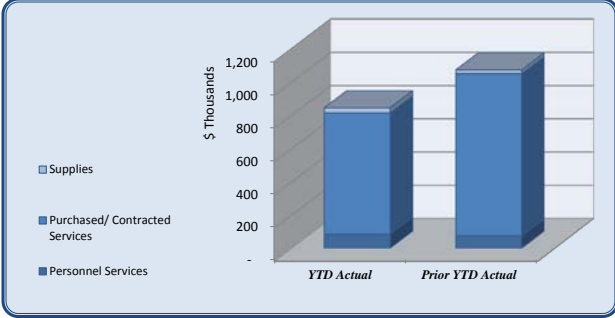


Legal	Total Annual	YTD Budget	YTD Actual	Variance	Prior YTD Actual	Flux	
	Budget			(% of YTD Budget)			(Diff from Prior Year)
				(\$ '000)			
Professional Services	370,000	195,000	131,285	64	67%	138,695	7,409
Printing & Binding	-	-	-	-		-	-
Travel	-	-	-	-		10	10
<b>Purchased/ Contracted Services</b>	<b>370,000</b>	<b>195,000</b>	<b>131,285</b>	<b>64</b>	<b>67%</b>	<b>138,757</b>	<b>7,472</b>
Supplies	-	-	131	(0)		-	(131)
<b>Supplies and Materials</b>	<b>-</b>	<b>-</b>	<b>131</b>	<b>(0)</b>		<b>-</b>	<b>(131)</b>
<b>Total Legal</b>	<b>370,000</b>	<b>195,000</b>	<b>131,416</b>	<b>64</b>	<b>67%</b>	<b>138,757</b>	<b>7,341</b>



City of Dunwoody  
YTD Statement of Revenues and  
Expenses Through May 31, 2016

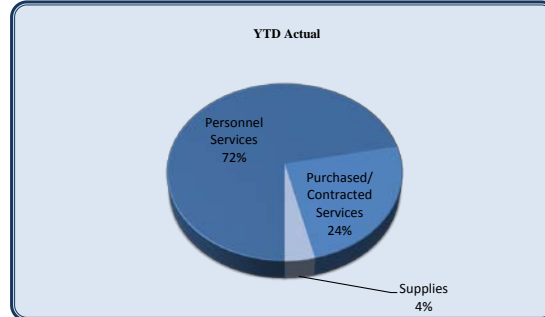
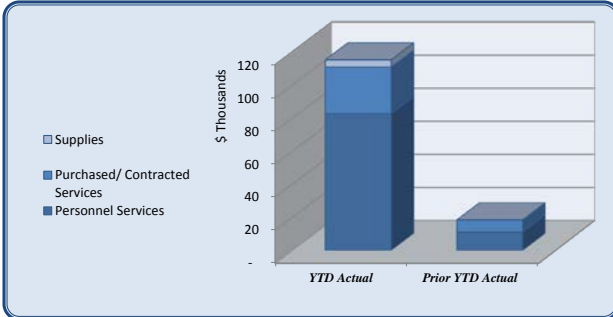
Finance and Administration	Total Annual	YTD Budget	YTD Actual	Variance (% of YTD Budget)	Prior YTD Actual	Flux (Diff from Prior Year)
	Budget					
Personnel Services	197,706	86,378	85,039	1	98%	75,802 (9,237)
Purchased/ Contracted Services	2,026,882	927,305	730,492	197	79%	975,406 244,915
Supplies	84,590	37,246	30,667	7	82%	23,090 (7,576)
Transfers Out	500,000	125,000	125,000	-	100%	62,500 (62,500)
<b>Total Finance and Administration</b>	<b>2,809,178</b>	<b>1,175,928</b>	<b>971,198</b>	<b>205</b>	<b>83%</b>	<b>1,136,799</b> <b>165,601</b>



Finance and Administration	Total Annual	YTD Budget	YTD Actual	Variance (% of YTD Budget)	Prior YTD Actual	Flux (Diff from Prior Year)
	Budget					
Regular Salaries	148,204	65,752	65,773	(0)	100%	56,745 (9,028)
Group Insurance	23,542	9,809	8,575	1	87%	8,563 (12)
Medicare	2,120	883	974	(0)	110%	750 (224)
Retirement	23,685	9,869	9,359	1	95%	9,398 40
Workers' Compensation	155	65	359	(0)	556%	345 (14)
<b>Personnel Services</b>	<b>197,706</b>	<b>86,378</b>	<b>85,039</b>	<b>1</b>	<b>98%</b>	<b>75,802</b> <b>(9,237)</b>
Official/Admin Services	1,040,000	433,333	315,395	118	73%	561,833 246,438
Professional Services	82,500	34,375	30,296	4	88%	39,497 9,202
Technical Services	39,160	30,492	940	30	3%	28,177 27,237
Repairs & Maintenance	92,313	38,464	33,938	5	88%	31,667 (2,271)
Rentals	594,219	247,591	192,318	55	78%	174,627 (17,691)
Insurance	55,000	55,000	81,929	(27)	149%	57,396 (24,533)
Communications	8,080	3,367	3,325	0	99%	4,363 1,037
Advertising	3,600	1,500	-	2	0%	- -
Printing & Binding	9,200	3,833	3,402	0	89%	1,029 (2,373)
Travel	3,500	1,458	3,779	(2)	259%	2,185 (1,594)
Dues & Fees	67,310	64,558	48,149	16	75%	60,797 12,648
Education & Training	3,200	1,333	1,098	0	82%	1,374 276
Other Charges	28,800	12,000	15,924	(4)	133%	12,461 (3,463)
<b>Purchased/ Contracted Services</b>	<b>2,026,882</b>	<b>927,305</b>	<b>730,492</b>	<b>197</b>	<b>79%</b>	<b>975,406</b> <b>244,915</b>
Supplies	17,000	7,083	5,850	1	83%	3,576 (2,274)
Electricity	30,000	12,500	12,813	(0)	103%	13,050 237
Diesel	5,000	2,083	-	2	0%	- -
Food	13,290	5,538	2,636	3	48%	3,201 565
Books & Periodicals	1,400	583	189	0	32%	- (189)
Small Equipment	17,900	9,458	9,179	0	97%	3,263 -
<b>Supplies</b>	<b>84,590</b>	<b>37,246</b>	<b>30,667</b>	<b>7</b>	<b>82%</b>	<b>23,090</b> <b>(7,576)</b>
Transfers to Capital	500,000	125,000	125,000	-	100%	- (62,500)
<b>Transfers Out</b>	<b>500,000</b>	<b>125,000</b>	<b>125,000</b>	<b>-</b>	<b>100%</b>	<b>62,500</b> <b>(62,500)</b>
<b>Total Finance and Administration</b>	<b>2,809,178</b>	<b>1,175,928</b>	<b>971,198</b>	<b>205</b>	<b>83%</b>	<b>1,136,799</b> <b>165,601</b>

City of Dunwoody  
YTD Statement of Revenues and  
Expenses Through May 31, 2016

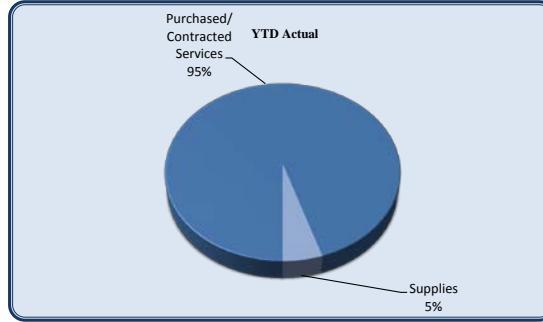
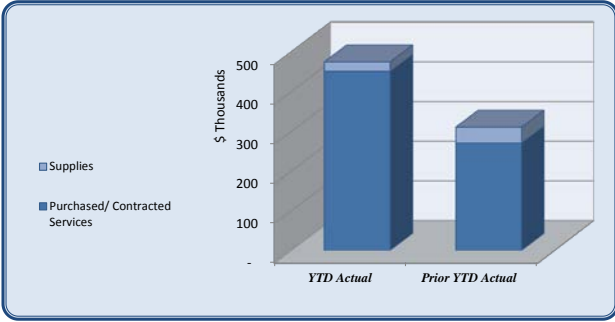
Human Resources	Total Annual	YTD Budget	YTD Actual	Variance (% of YTD Budget)	Prior YTD Actual	Flux (Diff from Prior Year)	
	Budget						
Personnel Services	252,494	105,206	82,645	23	79%	11,110	(68,225.66)
Purchased/ Contracted Services	88,198	36,749	28,123	9	77%	7,241	(20,881.94)
Supplies	11,200	4,667	4,347	0	93%	-	-
<b>Human Resources</b>	<b>351,892</b>	<b>146,622</b>	<b>115,115</b>	<b>32</b>	<b>79%</b>	<b>18,662</b>	<b>(93,142.87)</b>



Human Resources	Total Annual	YTD Budget	YTD Actual	Variance (% of YTD Budget)	Prior YTD Actual	Flux (Diff from Prior Year)	
	Budget						
Regular Salaries	148,865	62,027	59,909	2	97%	-	(59,909)
Group Insurance	24,983	10,410	8,120	2	78%	-	(8,120)
Medicare	2,159	900	884		98%	-	(884)
Retirement	24,117	10,049	8,322	2	83%	-	(8,322)
Workers' Compensation	310	129	363	(0)	281%	-	(363)
Other Employee Benefits	52,060	21,692	5,047	17	8%	11,110	9,373
<b>Personnel Services</b>	<b>252,494</b>	<b>105,206</b>	<b>82,645</b>	<b>23</b>	<b>79%</b>	<b>11,110</b>	<b>(68,226)</b>
Professional Services	28,258	11,774	6,400	5	54%	421	(5,979)
Technical Services	6,200	2,583	74	3	3%	606	532
Communications	1,640	683	503	0	74%	11	(492)
Advertising	500	208	-	0	0%	-	-
Printing & Binding	2,500	1,042	-	1	0%	-	-
Travel	5,000	2,083	-	2	0%	-	-
Dues & Fees	1,000	417	313	0	75%	-	(313)
Education & Training	43,100	17,958	20,834	(3)	116%	6,068	(14,765)
Other Charges	-	-	-	-	-	134	134
<b>Purchased/ Contracted Services</b>	<b>88,198</b>	<b>36,749</b>	<b>28,123</b>	<b>9</b>	<b>77%</b>	<b>7,241</b>	<b>(20,882)</b>
Supplies	1,700	708	302	0	43%	-	-
Food	9,400	3,917	2,611	1	67%	-	-
Books & Periodicals	100	42	-	0	0%	-	-
<b>Supplies</b>	<b>11,200</b>	<b>4,667</b>	<b>4,347</b>	<b>0</b>	<b>93%</b>	<b>-</b>	<b>-</b>
<b>Human Resources</b>	<b>351,892</b>	<b>146,622</b>	<b>115,115</b>	<b>1</b>	<b>79%</b>	<b>18,662</b>	<b>(93,143)</b>

City of Dunwoody  
YTD Statement of Revenues and  
Expenses Through May 31, 2016

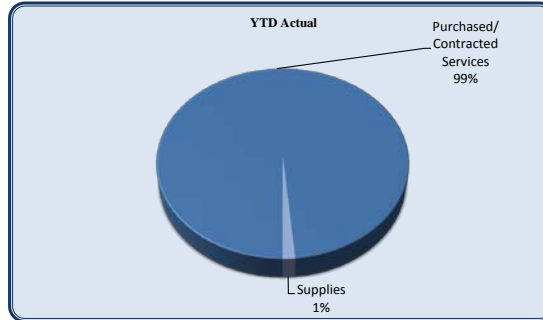
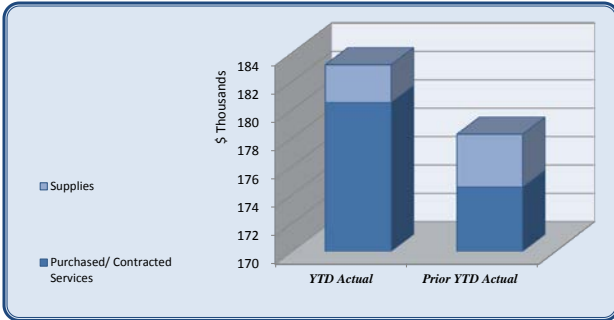
Information Technology	Total Annual Budget	YTD Budget	YTD Actual	Variance (\$ '000)	(% of YTD Budget)	Prior YTD Actual	Flux (Diff from Prior Year)
Purchased/ Contracted Services	685,756	285,731	450,999	(165)	158%	270,678	(180,321)
Supplies	31,625	25,271	23,608	2	93%	39,718	16,110
Transfers Out	78,200	19,550	19,550	-	100%	26,405	6,855
<b>Total Information Technology</b>	<b>795,581</b>	<b>330,552</b>	<b>494,157</b>	<b>(164)</b>	<b>149%</b>	<b>336,801</b>	<b>(157,356)</b>



Information Technology	Total Annual Budget	YTD Budget	YTD Actual	Variance (\$ '000)	(% of YTD Budget)	Prior YTD Actual	Flux (Diff from Prior Year)
Official/Admin Svcs	325,919	135,800	279,685	(14)	206%	168,840	(110,845)
Professional Services	-	-	177	(0)	-	-	(177)
Technical Services	31,500	13,125	-	1	0%	11,989	11,989
Repairs & Maintenance	266,278	110,949	125,824	(8)	113%	52,821	(73,003)
Communications	58,559	24,400	41,744	(1)	171%	35,527	(6,217)
Printing & Binding	500	208	349	(1)	168%	-	(349)
Education & Training	3,000	1,250	3,220	(4)	258%	1,500	(1,720)
<b>Purchased/ Contracted Services</b>	<b>685,756</b>	<b>285,731</b>	<b>450,999</b>	<b>(165)</b>	<b>158%</b>	<b>270,678</b>	<b>(180,321)</b>
Supplies	650	271	735	(0)	271%	167	(568)
Small Equipment	30,975	25,000	22,873	2	91%	39,551	-
<b>Supplies</b>	<b>31,625</b>	<b>25,271</b>	<b>23,608</b>	<b>2</b>	<b>93%</b>	<b>39,718</b>	<b>16,110</b>
Transfers to Capital	78,200	19,550	19,550	-	100%	26,405	6,855
<b>Transfers Out</b>	<b>78,200</b>	<b>19,550</b>	<b>19,550</b>	<b>-</b>	<b>100%</b>	<b>26,405</b>	<b>6,855</b>
<b>Total Information Technology</b>	<b>795,581</b>	<b>330,552</b>	<b>494,157</b>	<b>(164)</b>	<b>149%</b>	<b>336,801</b>	<b>(157,356)</b>

City of Dunwoody  
YTD Statement of Revenues and  
Expenses Through May 31, 2016

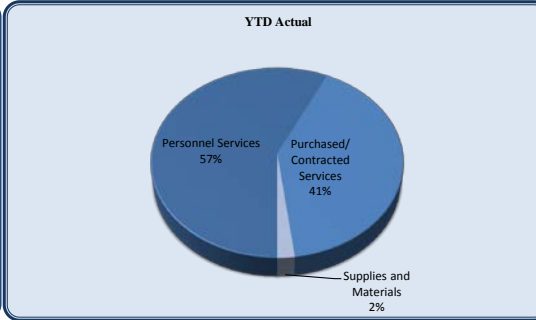
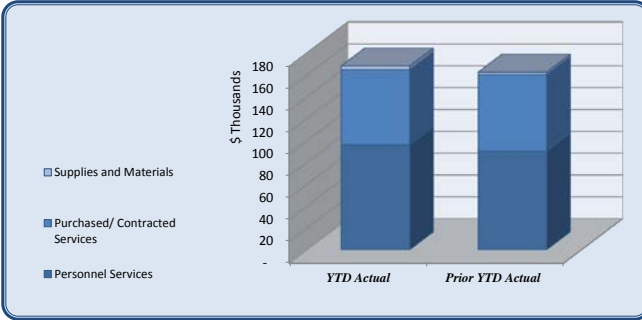
Marketing	Total Annual Budget	YTD Budget	YTD Actual	Variance (\$ '000)	(% of YTD Budget)	Prior YTD Actual	Flux (Diff from Prior Year)
Purchased/ Contracted Services	487,860	203,275	180,504	23	89%	174,538	(5,967)
Supplies	17,000	7,083	2,657	4	38%	3,725	1,068
<b>Total Marketing</b>	<b>504,860</b>	<b>210,358</b>	<b>183,161</b>	<b>27</b>	<b>87%</b>	<b>178,262</b>	<b>(4,899)</b>



Marketing	Total Annual Budget	YTD Budget	YTD Actual	Variance (\$ '000)	(% of YTD Budget)	Prior YTD Actual	Flux (Diff from Prior Year)
Official/Admin Services	309,856	129,107	129,107	0	100%	128,314	(793)
Professional Services	30,004	12,502	9,625	3	77%	7,705	(1,920)
Technical Services	14,500	6,042	8,777	(3)	145%	4,655	(4,122)
Communications	7,500	3,125	6,689	(4)	214%	137	(6,552)
Advertising	99,500	41,458	14,884	27	36%	20,551	5,667
Printing & Binding	25,000	10,417	11,422	(1)	110%	11,255	(167)
Dues & Fees	1,500	625	-	1	0%	1,920	1,920
<b>Purchased/ Contracted Services</b>	<b>487,860</b>	<b>203,275</b>	<b>180,504</b>	<b>23</b>	<b>89%</b>	<b>174,538</b>	<b>(5,967)</b>
Supplies	10,000	4,167	1,028	3	25%	3,558	2,530
Food	5,000	2,083	143	2	7%	167	23
Small Equipment	2,000	833	1,486	(1)	178%	-	-
<b>Supplies</b>	<b>17,000</b>	<b>7,083</b>	<b>2,657</b>	<b>4</b>	<b>38%</b>	<b>3,725</b>	<b>1,068</b>
<b>Total Marketing</b>	<b>504,860</b>	<b>210,358</b>	<b>183,161</b>	<b>27</b>	<b>87%</b>	<b>178,262</b>	<b>(4,899)</b>

City of Dunwoody  
YTD Statement of Revenues and  
Expenses Through May 31, 2016

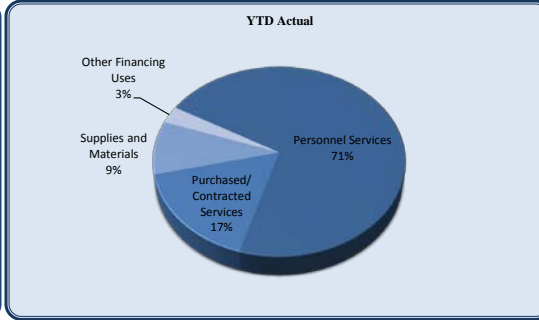
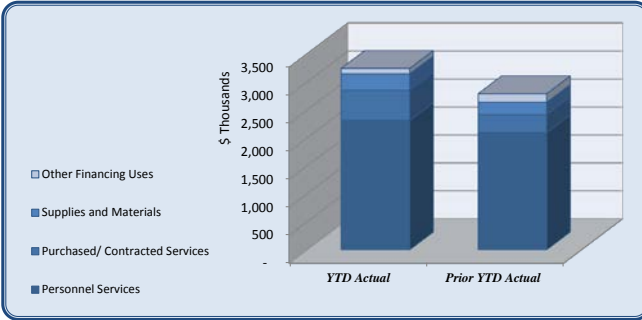
Municipal Court	Total Annual	YTD Budget	YTD Actual	Variance	Prior YTD Actual	Flux
	Budget					
				(% of YTD Budget)	(Diff from Prior Year)	
				(\$ '000)		
Personnel Services	275,448	115,131	96,114	19	83%	(5,760)
Purchased/ Contracted Services	284,619	118,591	68,777	50	58%	1,075
Supplies and Materials	8,650	3,604	3,422	0	95%	(1,064)
Other Financing Uses	-	-	-	-	-	-
<b>Total Municipal Court</b>	<b>568,717</b>	<b>237,327</b>	<b>168,313</b>	<b>69</b>	<b>71%</b>	<b>(5,749)</b>



Municipal Court	Total Annual	YTD Budget	YTD Actual	Variance	Prior YTD Actual	Flux
	Budget					
				(% of YTD Budget)	(Diff from Prior Year)	
				(\$ '000)		
Regular Salaries	181,923	75,801	67,060	9	88%	(3,381)
Overtime Salaries	12,785	5,327	1,286	4	24%	(836)
Group Insurance	48,010	20,004	15,678	4	78%	(2,807)
Medicare	2,638	1,099	1,057	0	96%	(150)
Retirement	29,472	12,280	10,589	2	86%	1,458
Workers' Compensation	620	620	444	0	72%	465
<b>Personnel Services</b>	<b>275,448</b>	<b>115,131</b>	<b>96,114</b>	<b>19</b>	<b>83%</b>	<b>(5,760)</b>
Professional Services	204,730	85,304	56,635	29	66%	(4,165)
Technical Services	30,740	12,808	8,201	5	64%	(1,943)
Repairs & Maintenance	18,504	7,710	1,088	7	14%	1,356
Rentals	5,500	2,292	323	2	14%	(95)
Communications	7,710	3,213	708	3	22%	657
Printing & Binding	1,100	458	752	(0)	164%	(301)
Travel	5,700	2,375	(218)	3	-9%	1,210
Dues & Fees	685	285	1,125	(1)	394%	(675)
Education & Training	9,950	4,146	163	4	4%	5,033
<b>Purchased/ Contracted Services</b>	<b>284,619</b>	<b>118,591</b>	<b>68,777</b>	<b>50</b>	<b>58%</b>	<b>1,075</b>
Supplies	5,250	2,188	1,307	1	60%	656
Food	2,300	958	413	1	43%	(18)
Books & Periodicals	600	250	-	0	0%	-
Small Equipment	500	208	1,702	(1)	817%	(1,702)
<b>Supplies and Materials</b>	<b>8,650</b>	<b>3,604</b>	<b>3,422</b>	<b>0</b>	<b>95%</b>	<b>(1,064)</b>
<b>Total Municipal Court</b>	<b>568,717</b>	<b>237,327</b>	<b>168,313</b>	<b>69</b>	<b>71%</b>	<b>(5,749)</b>

City of Dunwoody  
YTD Statement of Revenues and  
Expenses Through May 31, 2016

Police	Total Annual	YTD Budget	YTD Actual	Variance (\$ '000)	(% of YTD Budget)	Prior YTD Actual	Flux (Diff from Prior Year)
	Budget						
Personnel Services	6,306,904	2,664,844	2,312,642	352	87%	2,094,348	(218,293)
Purchased/ Contracted Services	671,801	396,205	540,195	(144)	136%	322,393	(217,802)
Supplies and Materials	759,966	357,526	295,516	62	83%	222,576	(72,940)
Other Financing Uses	381,200	95,300	95,300	-	100%	151,125	55,825
<b>Total Police</b>	<b>8,119,871</b>	<b>3,513,875</b>	<b>3,243,653</b>	<b>270</b>	<b>92%</b>	<b>2,790,443</b>	<b>(453,211)</b>



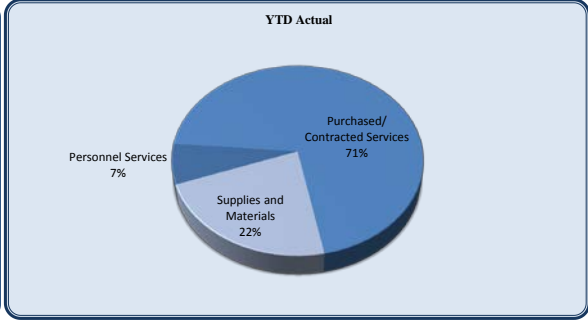
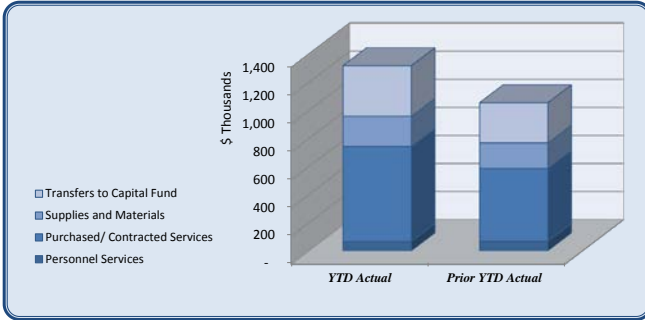
Police	Total Annual	YTD Budget	YTD Actual	Variance (\$ '000)	(% of YTD Budget)	Prior YTD Actual	Flux (Diff from Prior Year)
	Budget						
Regular Salaries	3,859,932	1,608,305	1,504,965	103	94%	1,352,527	(152,438)
Overtime Salaries	372,203	155,085	49,774	105	32%	30,630	(19,144)
<b>Total Salaries</b>	<b>4,232,135</b>	<b>1,763,390</b>	<b>1,554,739</b>	<b>209</b>	<b>88%</b>	<b>1,383,157</b>	<b>(171,582)</b>
Group Insurance	1,115,705	464,877	354,331	111	76%	341,302	(13,030)
Medicare	62,180	25,908	23,417	2	90%	18,647	(4,770)
Retirement	685,606	285,669	225,510	60	79%	226,255	746
Workers' Compensation	211,278	125,000	154,644	(30)	124%	124,987	(29,658)
<b>Personnel Services</b>	<b>2,074,769</b>	<b>901,455</b>	<b>757,902</b>	<b>144</b>	<b>84%</b>	<b>711,191</b>	<b>(46,712)</b>
Professional Services	20,500	8,542	14,876	(6)	174%	6,732	(8,144)
Technical Services	28,540	11,892	16,789	(5)	141%	10,335	(6,454)
Repairs & Maintenance	293,409	208,000	205,294	3	99%	119,336	(85,958)
Rentals	26,572	11,072	10,485	1	95%	6,218	(4,267)
Insurance	118,699	118,699	197,840	(79)	247%	102,888	(94,952)
Claims	-	-	19,496	(19)	-	1,783	(17,713)
Communications	76,800	32,000	31,883	1	100%	37,639	5,756
Advertising	2,500	1,042	83	1	8%	-	(83)
Printing & Binding	7,060	2,942	2,751	0	94%	1,428	(1,323)
Travel	39,000	16,250	13,785	2	85%	14,460	676
Dues & Fees	17,496	7,290	5,265	2	72%	5,081	(184)
Education & Training	41,225	17,177	21,648	(4)	126%	16,492	(5,156)
<b>Purchased/ Contracted Services</b>	<b>671,801</b>	<b>396,205</b>	<b>540,195</b>	<b>(144)</b>	<b>136%</b>	<b>322,393</b>	<b>(217,802)</b>
Supplies	129,905	95,000	93,965	1	99%	49,591	(44,375)
Supplies-Explorer Program	6,000	2,500	8,814	(6)	353%	4,174	(4,639)
Gasoline	275,000	114,583	53,225	61	46%	47,960	(5,265)
Food	6,000	2,500	2,211	0	88%	929	(1,282)
Books & Periodicals	2,500	1,042	37	1	4%	388	351
Small Equipment	340,561	141,901	125,202	17	88%	119,534	(5,668)
<b>Supplies and Materials</b>	<b>759,966</b>	<b>357,526</b>	<b>295,516</b>	<b>62</b>	<b>83%</b>	<b>222,576</b>	<b>(72,940)</b>
Transfers to Capital Fund	381,200	95,300	95,300	-	100%	151,125	55,825
<b>Other Financing Uses</b>	<b>381,200</b>	<b>95,300</b>	<b>95,300</b>	<b>-</b>	<b>100%</b>	<b>151,125</b>	<b>55,825</b>
<b>Total Police</b>	<b>8,119,871</b>	<b>3,513,875</b>	<b>3,243,653</b>	<b>270</b>	<b>92%</b>	<b>2,790,443</b>	<b>(453,211)</b>

City of Dunwoody  
 YTD Statement of Revenues and  
 Expenses Through May 31, 2016

<i>E-911</i>	Total Annual Budget	YTD Budget	YTD Actual	Variance (% of YTD Budget)	Prior YTD Actual	Flux (Diff from Prior Year)
				(\$ '000)		
Transfers to E-911 Fund	151,640	63,183	206,974	(144)	328%	46,276 (160,698)
<b>Total E-911</b>	<b>151,640</b>	<b>63,183</b>	<b>206,974</b>	<b>(144)</b>	<b>328%</b>	<b>46,276</b> <b>(160,698)</b>

City of Dunwoody  
YTD Statement of Revenues and  
Expenses Through May 31, 2016

Public Works	Total Annual	YTD Budget	YTD Actual	Variance	Prior YTD Actual	Flux	
	Budget						
				(% of YTD Budget)		(Diff from Prior Year)	
				(\$ '000)			
Personnel Services	166,701	69,549	65,695	4	94%	67,326	1,631
Purchased/ Contracted Services	1,506,211	627,588	676,257	(49)	108%	519,583	(156,674)
Supplies and Materials	551,450	229,771	216,011	14	94%	180,793	(35,218)
Transfers to Capital Fund	1,440,495	360,124	360,124	-	100%	286,250	(73,874)
<b>Total Public Works</b>	<b>3,664,857</b>	<b>1,287,032</b>	<b>1,318,086</b>	<b>(31)</b>	<b>102%</b>	<b>1,053,952</b>	<b>(264,134)</b>

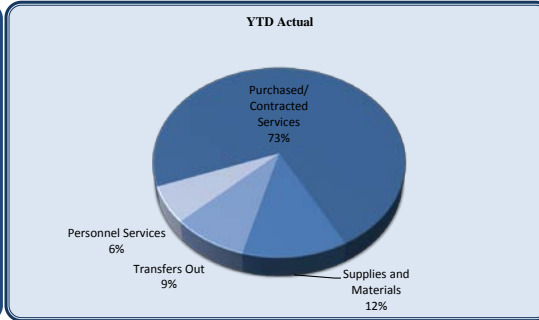
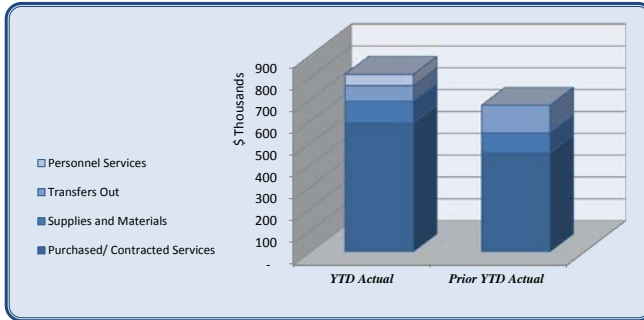


Public Works	Total Annual	YTD Budget	YTD Actual	Variance	Prior YTD Actual	Flux	
	Budget						
				(% of YTD Budget)		(Diff from Prior Year)	
				(\$ '000)			
Salaries	122,056	50,857	48,519	2	95%	48,313	(207)
Group Insurance	22,948	9,562	8,443	1	88%	8,433	(11)
Medicare	1,770	737	736	0	100%	641	(95)
Retirement	19,773	8,239	7,507	1	91%	7,920	412
Workers' Compensation	155	155	489	(0)	316%	2,020	1,531
<b>Personnel Services</b>	<b>166,701</b>	<b>69,549</b>	<b>65,695</b>	<b>4</b>	<b>94%</b>	<b>67,326</b>	<b>1,631</b>
Official/Admin Svcs	177,756	74,065	128,332	(54)	173%	93,749	(34,583)
Professional Services	100,000	41,667	31,043	1	75%	8,359	(22,684)
Tree Fund Expenses	93,000	38,750	56,380	(18)	145%	3,640	(52,740)
Technical Services	83,900	34,958	16,500	18	47%	1,000	(15,500)
Repairs & Maintenance	23,300	9,708	8,362	1	86%	10,445	2,083
R&M - Storm Damage Removal	40,000	16,667	5,855	1	35%	-	(5,855)
R&M - Street Maintenance	646,000	269,167	261,176	8	97%	287,904	26,728
R&M - Traffic Signals	196,000	81,667	87,330	(6)	107%	99,564	12,234
R&M - Right of Way Maint	129,000	53,750	77,018	(23)	143%	11,900	(65,118)
Claims	1,000	417	526	(0)	126%	171	(355)
Communications	4,700	1,958	1,171	1	60%	2,030	859
Advertising	2,500	1,042	1,219	(0)	117%	-	(1,219)
Printing & Binding	1,500	625	913	(0)	146%	750	(163)
Dues & Fees	275	115	21	0	0%	-	-
Travel	4,280	1,783	411	1	23%	71	(340)
Education & Training	3,000	1,250	-	1	0%	-	-
<b>Purchased/ Contracted Services</b>	<b>1,506,211</b>	<b>627,588</b>	<b>676,257</b>	<b>(49)</b>	<b>108%</b>	<b>519,583</b>	<b>(156,674)</b>
Supplies-Office	1,200	500	640	(0)	128%	746	106
Supplies-Road Materials	65,000	27,083	24,270	3	90%	26,566	2,296
Electricity	485,000	202,083	190,781	11	94%	151,809	(38,972)
Small Equipment	-	-	319	(0)	-	1,672	1,353
<b>Supplies and Materials</b>	<b>551,450</b>	<b>229,771</b>	<b>216,011</b>	<b>14</b>	<b>94%</b>	<b>180,793</b>	<b>(35,218)</b>
Transfers to Capital Fund	1,440,495	360,124	360,124	-	100%	286,250	(73,874)
<b>Transfers to Capital Fund</b>	<b>1,440,495</b>	<b>360,124</b>	<b>360,124</b>	<b>-</b>	<b>100%</b>	<b>286,250</b>	<b>(73,874)</b>
<b>Total Public Works</b>	<b>3,664,857</b>	<b>1,287,032</b>	<b>1,318,086</b>	<b>(31)</b>	<b>102%</b>	<b>1,053,952</b>	<b>(264,134)</b>



City of Dunwoody  
YTD Statement of Revenues and  
Expenses Through May 31, 2016

<b>Parks and Recreation</b>							
	Total Annual Budget	YTD Budget	YTD Actual	Variance (\$ '000)	(% of YTD Budget)	Prior YTD Actual	Flux (Diff from Prior Year)
Personnel Services	130,483	54,368	51,311	3	94%	-	(51,311)
Purchased/ Contracted Services	1,779,299	760,100	589,097	171	570%	452,640	(136,457)
Supplies and Materials	323,900	134,958	99,865	35	74%	91,634	(8,231)
Transfers Out	627,367	71,705	71,705	0	100%	126,403	54,698
<b>Total Parks and Recreation</b>	<b>2,861,049</b>	<b>1,021,131</b>	<b>811,977</b>	<b>209</b>	<b>80%</b>	<b>670,677</b>	<b>(141,301)</b>

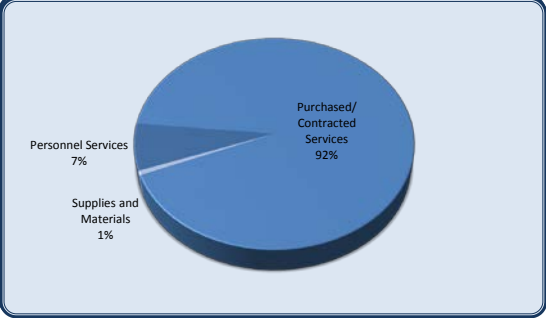
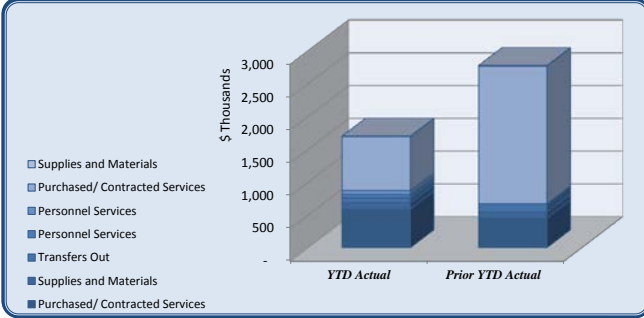


<b>Parks and Recreation</b>							
	Total Annual Budget	YTD Budget	YTD Actual	Variance (\$ '000)	(% of YTD Budget)	Prior YTD Actual	Flux (Diff from Prior Year)
Regular Salaries	97,750	40,729	39,000	2	96%	-	(16,110)
Medicare	1,418	591	518	0	88%	-	(37)
Retirement	15,836	6,598	5,008	2	76%	-	-
Workers' Compensation	155	65	388	(0)	601%	-	-
<b>Personnel Services</b>	<b>130,483</b>	<b>54,368</b>	<b>51,311</b>	<b>3</b>	<b>94%</b>	<b>-</b>	<b>-</b>
Official/Admin Svcs	78,144	32,560	32,500	0	100%	84,500	52,000
Professional Services	493,355	205,565	59,008	147	29%	7,725	(51,283)
R&M-Parks	1,162,500	484,375	458,920	25	95%	338,262	(120,657)
Rentals	2,000	833	-	1	0%	-	-
Property/Liability Insurance	32,100	32,100	37,797	(6)	118%	21,688	(16,110)
Communications	6,500	2,708	502	2	19%	465	(37)
Dues & Fees	400	167	350	(0)	210%	-	(350)
<b>Purchased/ Contracted Services</b>	<b>1,779,299</b>	<b>760,100</b>	<b>589,097</b>	<b>171</b>	<b>570%</b>	<b>452,640</b>	<b>(136,457)</b>
Supplies	122,300	50,958	49,317	2	97%	51,479	2,162
Utilities	201,600	84,000	44,941	39	54%	40,093	(4,848)
Small Equipment	-	-	5,550	(6)	-	-	(5,550)
<b>Supplies and Materials</b>	<b>323,900</b>	<b>134,958</b>	<b>99,865</b>	<b>35</b>	<b>74%</b>	<b>91,634</b>	<b>(8,231)</b>
Transfers to Debt Service Fund	108,367	45,153	45,153	0	100%	45,153	0
Transfers to Capital Fund	519,000	26,552	26,552	-	100%	81,250	54,698
<b>Transfers Out</b>	<b>627,367</b>	<b>71,705</b>	<b>71,705</b>	<b>0</b>	<b>100%</b>	<b>126,403</b>	<b>54,698</b>
<b>Total Parks and Recreation</b>	<b>2,861,049</b>	<b>1,021,131</b>	<b>811,977</b>	<b>209</b>	<b>80%</b>	<b>670,677</b>	<b>(141,301)</b>

City of Dunwoody  
YTD Statement of Revenues and  
Expenses Through May 31, 2016

**Community Development**

	Total Annual Budget	YTD Budget	YTD Actual	Variance (\$ '000)	(% of YTD Budget)	Prior YTD Actual	Flux (Diff from Prior Year)
Personnel Services	160,689	66,954	63,661	3	67%	-	(4,320)
Purchased/ Contracted Services	1,790,000	745,833	821,236	(75)	110%	2,101,875	1,280,640
Supplies and Materials	15,000	6,250	5,884	0	94%	8,120	2,236
<b>Total Community Development</b>	<b>1,965,689</b>	<b>819,037</b>	<b>890,780</b>	<b>(72)</b>	<b>109%</b>	<b>2,109,996</b>	<b>1,219,215</b>

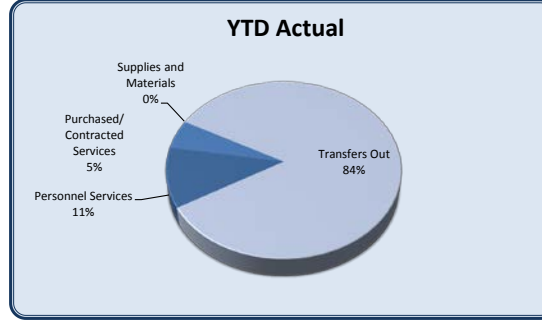
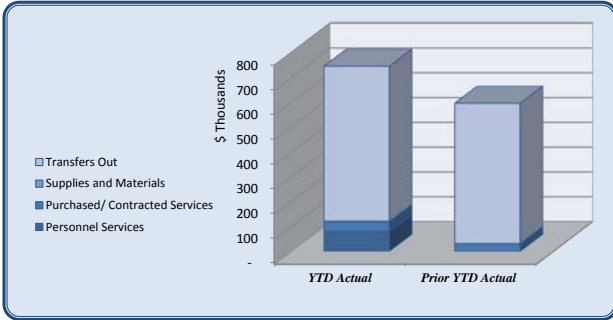


**Community Development**

	Total Annual Budget	YTD Budget	YTD Actual	Variance (\$ '000)	(% of YTD Budget)	Prior YTD Actual	Flux (Diff from Prior Year)
Regular Salaries	124,250	51,771	49,600	2	96%	-	-
Medicare	1,802	751	720	0	96%	-	1,219,215
Retirement	20,129	8,387	6,572	2	78%	-	-
Workers' Compensation	155	65	304	(0)	471%	-	-
<b>Personnel Services</b>	<b>160,689</b>	<b>66,954</b>	<b>63,661</b>	<b>3</b>	<b>0%</b>	-	-
Official/Admin Svcs	1,244,000	518,333	700,368	(82)	135%	1,886,678	1,186,310
Professional Services	185,000	77,083	73,690	3	96%	137,696	64,007
Technical Services	135,000	56,250	3,294	53	6%	45,713	42,419
Repairs & Maintenance	188,100	78,375	32,400	46	41%	21,526	(10,874)
Rentals	-	-	3,193	(3)	-	2,162	(1,031)
Communications	4,500	1,875	856	1	46%	1,130	274
Advertising	15,000	6,250	2,735	4	44%	6,273	3,538
Printing & Binding	5,000	2,083	867	1	42%	427	(440)
Travel	5,000	2,083	2,106	(0)	101%	20	(2,086)
Dues & Fees	1,900	792	810	(0)	102%	250	(560)
Education & Training	6,500	2,708	875	2	32%	-	(875)
<b>Purchased/ Contracted Services</b>	<b>1,790,000</b>	<b>745,833</b>	<b>821,236</b>	<b>(75)</b>	<b>110%</b>	<b>2,101,875</b>	<b>1,280,640</b>
Supplies	11,500	4,792	5,419	(1)	113%	3,556	(1,863)
Food	1,000	417	337	0	81%	1,308	971
Books & Periodicals	1,000	417	128	0	31%	180	52
Small Equipment	1,500	625	-	1	0%	3,077	3,077
<b>Supplies and Materials</b>	<b>15,000</b>	<b>6,250</b>	<b>5,884</b>	<b>0</b>	<b>94%</b>	<b>8,120</b>	<b>2,236</b>
<b>Total Community Development</b>	<b>1,965,689</b>	<b>819,037</b>	<b>890,780</b>	<b>(72)</b>	<b>109%</b>	<b>2,109,996</b>	<b>1,219,215</b>

City of Dunwoody  
YTD Statement of Revenues and  
Expenses Through May 31, 2016

<i>Economic Development</i>	Total Annual Budget	YTD Budget	YTD Actual	Variance (\$ '000)	(% of YTD Budget)	Prior YTD Actual	Flux (Diff from Prior Year)
Personnel Services	195,047	81,270	73,380	8	90%	-	(73,380)
Purchased/ Contracted Services	93,718	39,049	27,820	11	71%	31,266	3,447
Supplies and Materials	1,500	625	930	(0)	149%	596	(334)
Transfers Out	1,500,000	625,000	625,000	(0)	100%	565,000	(60,000)
<b>Total Economic Development</b>	<b>1,790,265</b>	<b>745,944</b>	<b>727,130</b>	<b>19</b>	<b>97%</b>	<b>596,862</b>	<b>(130,268)</b>



<i>Economic Development</i>	Total Annual Budget	YTD Budget	YTD Actual	Variance (\$ '000)	(% of YTD Budget)	Prior YTD Actual	Flux (Diff from Prior Year)
Regular Salaries	152,922	63,718	60,923	3	96%	-	(60,923)
Group Insurance	15,514	6,464	4,320	2	67%	-	(4,320)
Medicare	1,527	636	891	(0)	140%	-	(891)
Retirement	24,774	10,323	6,638	4	64%	-	(6,638)
Workers' Compensation	310	129	608	(0)	471%	-	(608)
<b>Personnel Services</b>	<b>195,047</b>	<b>81,270</b>	<b>73,380</b>	<b>8</b>	<b>90%</b>	<b>-</b>	<b>(73,379.90)</b>
Professional Services	30,000	12,500	15,000	(3)	120%	15,500	500
Technical Services	11,300	4,708	82	5	2%	-	(82)
Communications	968	403	342	0	85%	5	(337)
Advertising	36,450	15,188	11,875	3	78%	13,260	1,385
Travel	1,500	625	65	1	10%	22	(43)
Dues & Fees	13,500	5,625	456	5	8%	2,479	2,023
<b>Purchased/ Contracted Services</b>	<b>93,718</b>	<b>39,049</b>	<b>27,820</b>	<b>11</b>	<b>71%</b>	<b>31,266</b>	<b>3,447</b>
Supplies	-	-	26	(0)	-	-	(26)
Food	1,500	625	904	(0)	145%	201	(703)
<b>Supplies and Materials</b>	<b>1,500</b>	<b>625</b>	<b>930</b>	<b>(0)</b>	<b>149%</b>	<b>596</b>	<b>(334)</b>
Transfers to Debt Service Fund	1,500,000	625,000	625,000	(0)	100%	565,000	(60,000)
<b>Transfers Out</b>	<b>1,500,000</b>	<b>625,000</b>	<b>625,000</b>	<b>(0)</b>	<b>97%</b>	<b>596,862</b>	<b>(130,268)</b>
<b>Total Economic Development</b>	<b>1,790,265</b>	<b>745,944</b>	<b>727,130</b>	<b>19</b>	<b>97%</b>	<b>596,862</b>	<b>(130,268)</b>

<i>Contingency</i>	Total Annual Budget	YTD Budget	YTD Actual	Variance (\$ '000)	(% of YTD Budget)	Prior YTD Actual	Flux (Diff from Prior Year)
Contingency	300,000	125,000	-	125	0%	-	-
<b>Total Contingency</b>	<b>300,000</b>	<b>125,000</b>	<b>-</b>	<b>125</b>	<b>0%</b>	<b>-</b>	<b>-</b>
<b>Total General Fund Expenditures</b>	<b>24,745,962</b>	<b>10,111,928</b>	<b>9,630,875</b>	<b>481</b>	<b>95%</b>	<b>9,529,716</b>	<b>13,956</b>
<b>Total Revenues over/(under) Expenditures</b>	<b>361,893</b>	<b>(2,694,740)</b>	<b>(2,088,168)</b>	<b>607</b>	<b>77%</b>	<b>(1,444,452)</b>	<b>(643,716)</b>

City of Dunwoody  
YTD Statement of  
Expenses Through May 31, 2016

<i>Capital Projects Fund</i>	Original Budget	Adjustments/ Amendments	Total Project Budget	Spent in Prior Years	Spent in Current Year	Total Spent to Date	Project Balance
<b>Expenditures</b>							
Courtroom and Council AV COMPLETED 2015	140,400	-	140,400	(132,043)		(132,043)	8,357
Website Redesign and Replacement COMPLETED 2015	65,000	-	65,000	(68,685)		(68,685)	(3,685)
Data Center Power Protection	25,620	-	25,620	(5,675)	(735)	(6,410)	19,210
Physical Access and Video Control Management System	50,000	-	50,000	-	-	-	50,000
Unified Threat Management System	30,000	-	30,000	(35,792)		(35,792)	(5,792)
GIS Server	21,500	-	21,500			-	21,500
Data Center Switch Replacement	56,700	-	56,700			-	56,700
<b>Information Technology</b>	<b>389,220</b>	<b>-</b>	<b>389,220</b>	<b>(242,195)</b>	<b>(735)</b>	<b>(242,930)</b>	<b>146,290</b>
City Hall Design & Engineering Prefunding	100,000	750,000	850,000	-	-	-	850,000
Programming Study for Future City Hall	50,000	-	50,000	(1,200)	(50,075)	(51,275)	(1,275)
City Hall Reconfiguration for Efficiency	31,500	40,000	71,500	(53,265)	(10,876)	(64,141)	7,359
Facilities Improvement Partnership Program (2015 FIPP)	250,000	-	250,000	(22,941)	(17,500)	(40,441)	209,559
FIPP15-Unallocated	250,000	(200,000)	50,000	-	-	-	50,000
FIPP15-SDP carpet and entranceway	-	50,000	50,000	(22,941)	(17,500)	(40,441)	9,559
FIPP15-DPT bathroom and meeting room	-	150,000	150,000	-	-	-	150,000
FIPP15-	-	-	-	-	-	-	-
Facilities Improvement Partnership Program (2016 FIPP)	250,000	-	250,000	-	-	-	250,000
<b>Facilities</b>	<b>681,500</b>	<b>790,000</b>	<b>1,471,500</b>	<b>(77,406)</b>	<b>(78,451)</b>	<b>(155,857)</b>	<b>1,315,643</b>
Fixed LPR & Mobile LPR	119,875	-	119,875	(49,459)	-	(49,459)	70,416
Code Red	24,500	-	24,500	(18,875)	-	(18,875)	5,625
Vehicle Replacement	2,200,000	59,026	2,259,026	(1,224,345)	(349,052)	(1,573,397)	685,629
Daily Report Software	12,400	-	12,400	-	-	-	12,400
Surveillance System	113,000	180,375	293,375	(216,451)	-	(216,451)	76,924
New Position-Detective Machinery & Equipment	30,000	160,000	190,000	(26,057)	-	(26,057)	163,943
AFIS Automated Fingerprint Identification System	54,398	-	54,398	(48,325)		(48,325)	6,073
Interview Room Recording Upgrade/Replacement	10,000		10,000			-	10,000
Gated Community Access Controls	-	40,000	40,000	(25,523)	(6,027)	(31,550)	8,450
Speed/Message Trailer	11,200	-	11,200	-	(11,145)	(11,145)	55
<b>Police Department</b>	<b>2,575,373</b>	<b>439,401</b>	<b>3,014,774</b>	<b>(1,609,035)</b>	<b>(366,224)</b>	<b>(1,975,259)</b>	<b>1,039,515</b>
Operating Transfers to E-911 Fund							
<b>E-911</b>	<b>-</b>	<b>-</b>	<b>-</b>	<b>-</b>	<b>-</b>	<b>-</b>	<b>-</b>
Dunwoody Village TE Project	2,100,000	(525,103)	1,574,897	(1,163,836)	-	(1,163,836)	411,061
Road Resurfacing	12,929,495	83,697	13,263,192	(8,892,439)	(671,164)	(9,563,603)	3,699,590
New Sidewalks and ADA Ramps	2,970,000	75,000	3,045,000	(2,744,997)	(305,129)	(3,050,125)	(5,125)
Traffic Calming Radar Signs	100,000		175,000	(12,570)	(4,700)	(17,270)	157,730
N. Peachtree Rd/Tilly Mill Intersection Improvement	2,850,000	-	3,350,000	(604,262)	(186,690)	(790,952)	2,559,048
Mt. Vernon Rd/Vermack Intersection Improvement	325,000	106,000	431,000	(171,645)	(116,226)	(287,870)	143,130
Womack/Vermack Intersection Improvement	200,000	200,000	400,000	(69,912)	-	(69,912)	330,088
Wayfinding	150,000	-	150,000	(121,695)		(121,695)	28,305
Chamblee Dunwoody & Spalding Drive	370,000	55,000	425,000	(119,935)	(3,500)	(123,435)	301,565
School Pedestrian Safety Improvements	-	40,000	40,000	(41,916)		(41,916)	(1,916)
Concept Funding-Tilly Mill at Mt. Vernon Place	25,000	-	25,000	(6,250)		(6,250)	18,750
Concept Funding-Mt. Vernon at Tilly Mill	25,000	-	25,000	(5,000)	(3,750)	(8,750)	16,250
Concept Funding-Chamblee Dunwoody at Peeler	50,000	-	50,000	-	-	-	50,000
Citywide Traffic Signal Communications (ITS)	265,000	26,000	291,000	(91,131)	(39,659)	(130,790)	160,210
Chamblee Dunwoody Rd Bicycle & Pedestrian Imprv (Cambridge to VV)	1,650,000	3,200,000	4,850,000	(88,940)	(429,582)	(518,522)	4,331,478
Chesnut Elementary Pedestrian Project	-	13,915	13,915	(13,915)		(13,915)	-
Kingsley Safe Routes to School-retaining walls	-	82,845	82,845	(85,883)	(4,255)	(90,138)	(7,293)
Construction Funding Mt. Vernon/Womack Pedestrian Crossing Improvements	-	150,000	150,000	(45,379)		(45,379)	104,621
Chamblee Dunwoody Georgetown Corridor	275,000	150,000	1,175,000	(58,431)	(25,999)	(84,429)	1,090,571
Watermain Project with DeKalb (will be reimbursed)	-	1,263,645	1,263,645	(1,263,645)	(680,425)	(1,944,070)	(680,425)
Pedestrian Crossing Imprvts-Chamblee Dunwoody at Redfield & N. P'tree Rd at Barclay	135,000		135,000		(66,319)	(66,319)	68,681
Tilly Mill Sidewalk Womack to N. P'tree - Phase 1	250,000		250,000			-	250,000
Westside Connector - Concept	200,000		200,000			-	200,000
Village Creek Drive Sidewalk	156,000		156,000			-	156,000
Peeler Road Sidewalk & Bike Lane	50,000		50,000			-	50,000
Cotillion Drive Multi-use Path Design	50,000		50,000			-	50,000
Winters Chapel Multi-use Path Design	100,000		100,000			-	100,000
Crosswalk replacement with PCID (will be reimbursed)	-	939,356	939,356	(973,225)		(973,225)	(33,869)
IGA Doraville Crosswalk	-	40,000	40,000			-	40,000
Peachford Road Extension					(3,550)	(3,550)	(3,550)
<b>Public Works</b>	<b>25,225,495</b>	<b>7,475,356</b>	<b>32,700,851</b>	<b>(16,575,004)</b>	<b>(2,540,947)</b>	<b>(19,115,951)</b>	<b>13,584,900</b>

City of Dunwoody  
YTD Statement of  
Expenses Through May 31, 2016

<i>Capital Projects Fund</i>	Original Budget	Adjustments/ Amendments	Total Project Budget	Spent in Prior Years	Spent in Current Year	Total Spent to Date	Project Balance
<b>Expenditures</b>							
Pernoshal Park	1,025,000	2,225,000	3,250,000	(2,066,371)	(833,150)	(2,899,521)	350,479
Brook Run Park Improvements	150,000	126,945	276,945	(285,559)		(285,559)	(8,613)
Brook Run Trail	572,010	675,179	1,247,189	(1,241,215)	(1,149)	(1,242,364)	4,825
Nancy Creek Greenway	25,000	-	25,000	(17,463)	-	(17,463)	7,538
Dunwoody Gateway Market Installation	150,000	-	150,000	(9,618)	-	(9,618)	140,382
Donaldson Chesnut Facility Stabilization	226,000	100,000	326,000	(115,868)	(110,334)	(226,202)	99,798
Design for Future Parks Trails Projects	25,000	-	25,000	-	(6,261)	(6,261)	18,739
Brook Run Dog Park Relocation	195,000	-	195,000	(167,945)	(27,055)	(195,000)	-
Dunwoody Park Parking Lot Resurfacing	100,000	-	100,000	(82,431)	-	(82,431)	17,569
Georgetown Park-Play Structure	-	25,000	25,000	-	-	-	25,000
Dunwoody Nature Center Parking Lot Resurfacing	100,000	-	100,000	(60,716)	-	(60,716)	39,284
Constr. Dunwoody Renaissance 5 acre Park	-	3,200,000	3,200,000	-	-	-	3,200,000
Constr. Great Lawn @ Brook Run	-	300,000	300,000	-	-	-	300,000
50 Perimeter Center East and 185 Perimeter Center Parkway	-	380,000	380,000	(380,022)	-	(380,022)	(22)
DNC Dam Stabilization	33,000	-	33,000	-	(26,552)	(26,552)	6,448
NDCAC Bathroom Renovation	115,000	-	115,000	-	(855)	(855)	114,145
Surveillance Cameras at Pernoshal Park	205,000	-	205,000	-	-	-	205,000
Georgetown Park Surveillance (playground at Avon Avenue)	26,000	-	26,000	-	-	-	26,000
Georgetown Park Surveillance (West Point Park)	40,000	-	40,000	-	-	-	40,000
<b>Parks</b>	<b>3,072,010</b>	<b>7,107,124</b>	<b>10,179,134</b>	<b>(4,565,222)</b>	<b>(1,005,356)</b>	<b>(5,570,578)</b>	<b>4,608,556</b>
<b>Community Development</b>	<b>20,000</b>	<b>-</b>	<b>20,000</b>	<b>(9,144)</b>	<b>-</b>	<b>(9,144)</b>	<b>10,856</b>
<b>Total</b>	<b>31,963,598</b>	<b>15,811,880</b>	<b>47,775,478</b>	<b>(23,078,006)</b>	<b>(3,991,712)</b>	<b>(27,069,718)</b>	<b>20,705,760</b>

City of Dunwoody  
 YTD Statement of Revenues and  
 Expenses Through May 31, 2016

<i>E911 Fund</i>	Total Annual Budget	YTD Budget	YTD Actual	Variance	Prior YTD Actual	Flux
				(\$ '000)	(% of YTD Budget)	(Diff from Prior Year)
<b>Revenues</b>						
E911 Revenue	1,100,000	458,333	393,879	(64)	86%	54,852
Transfers In	151,640	63,183	206,974	144	328%	(160,698)
Residual Equity Transfer	-	-	-	-	-	-
<b>Total Revenues</b>	<b>1,251,640</b>	<b>521,517</b>	<b>600,853</b>	<b>79</b>	<b>115%</b>	<b>(105,846)</b>
<b>Expenditures</b>						
Communications	126,640	52,767	38,353	14	73%	(93)
Intergovernmental-E911 (Chatcomm)	1,125,000	468,750	562,500	(94)	120%	(93,750)
Transfers Out-Debt	-	-	-	-	-	-
<b>Total Expenditures</b>	<b>1,251,640</b>	<b>521,517</b>	<b>600,853</b>	<b>(79)</b>	<b>115%</b>	<b>(93,925)</b>
<b>Total Revenues over/(under) Expenditures</b>	<b>-</b>	<b>-</b>	<b>-</b>	<b>-</b>		<b>(11,921)</b>

City of Dunwoody  
YTD Statement of Revenues and  
Expenses Through May 31, 2016

<i>Hotel Excise Tax Fund</i>	Total Annual Budget	YTD Budget	YTD Actual	Variance	Prior YTD Actual	Flux
				(\$ '000)		(Difference from Prior Year)
				(% of YTD Budget)		
<b>Revenues</b>						
Hotel/Motel Tax	2,700,000	1,125,000	1,112,779	(12)	99%	1,096,581 (16,197)
Interest Revenue	-	-	4	0		9 5
<b>Total Revenues</b>	<b>2,700,000</b>	<b>1,125,000</b>	<b>1,112,783</b>	<b>(12)</b>	<b>99%</b>	<b>1,096,590 (16,193)</b>
<b>Expenditures</b>						
Transfers to General Fund	1,620,000	696,000	667,667	28	96%	657,949 (9,718)
Transfers to Component Unit - CVBD	1,080,000	450,000	445,112	5	99%	438,632 (6,479)
<b>Total Expenditures</b>	<b>2,700,000</b>	<b>1,146,000</b>	<b>1,112,779</b>	<b>33</b>	<b>97%</b>	<b>1,096,581 (16,197)</b>
<b>Total Revenues over/(under) Expenditures</b>	<b>-</b>	<b>(21,000)</b>	<b>4</b>	<b>21</b>	<b>0%</b>	<b>9 5</b>

City of Dunwoody  
 YTD Statement of Revenues and  
 Expenses Through May 31, 2016

<i>Motor Vehicle Rental Excise Tax Fund</i>	Total Annual Budget	YTD Budget	YTD Actual	Variance	Prior YTD Actual	Flux	
			(\$ '000)	(% of YTD Budget)		(Difference from Prior Year)	
<b>Revenues</b>							
MV Rental Excise Tax	100,000	41,667	40,535	(1)	97%	49,853	9,318
<b>Total Revenues</b>	<b>100,000</b>	<b>41,667</b>	<b>40,535</b>	<b>(1)</b>	<b>97%</b>	<b>49,853</b>	<b>9,318</b>
<b>Expenditures</b>							
Transfers to General Fund	100,000	41,667	40,535	1	97%	49,853	9,318
<b>Total Expenditures</b>	<b>100,000</b>	<b>41,667</b>	<b>40,535</b>	<b>1</b>	<b>97%</b>	<b>49,853</b>	<b>9,318</b>
<b>Total Revenues over/(under) Expenditures</b>	<b>-</b>	<b>-</b>	<b>-</b>	<b>-</b>		<b>-</b>	<b>-</b>



City of Dunwoody  
YTD Statement of Revenues and  
Expenses Through May 31, 2016

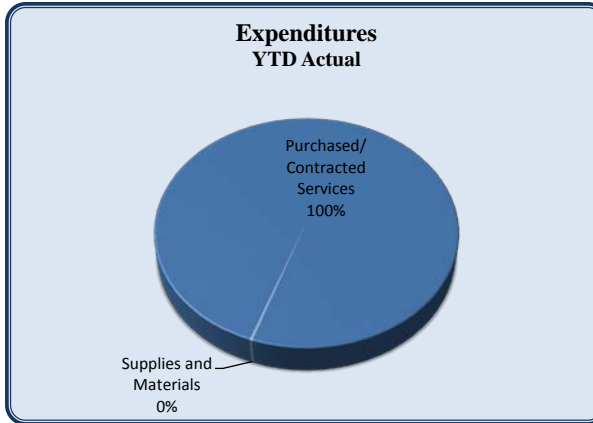
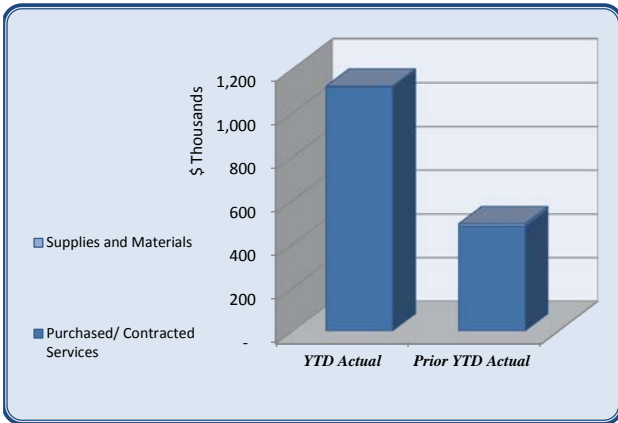
<i>HOST Fund</i>	Total Annual Budget	YTD Budget	YTD Actual	Variance	Prior YTD Actual	Flux
				(\$ '000)	(% of YTD Budget)	(Difference from Prior Year)
<b>Revenues</b>						
Homestead Option Sales Tax	4,500,000	-	-	-	-	-
Interest Revenue	4,500	1,875	787	(1)	42%	827 40
Residual Equity Transfer	500,000	208,333	208,333	(0)	100%	- (208,333)
<b>Total Revenues</b>	<b>5,004,500</b>	<b>210,208</b>	<b>209,120</b>	<b>(1)</b>	<b>99%</b>	<b>(999,173) 250,000</b>
<b>Expenditures</b>						
Transfers Out - Capital (PW)	5,000,000	1,250,000	1,250,000	-	100%	1,000,000 (250,000)
<b>Total Expenditures</b>	<b>5,000,000</b>	<b>1,250,000</b>	<b>1,250,000</b>	<b>-</b>	<b>100%</b>	<b>1,000,000 (250,000)</b>
<b>Total Revenues over/(under) Expenditures</b>	<b>4,500</b>	<b>(1,039,792)</b>	<b>(1,040,880)</b>	<b>(1)</b>	<b>100%</b>	<b>(999,173) 250,000</b>

City of Dunwoody  
YTD Statement of Revenues and  
Expenses Through May 31, 2016

<i>Debt Service Fund</i>	Total Annual Budget	YTD Budget	YTD Actual	Variance	Prior YTD Actual	Flux
				(\$ '000)	(% of YTD Budget)	(Difference from Prior Year)
<b>Revenues</b>						
Transfers from General Fund	1,608,367	670,153	670,153	0	100%	610,153 (60,000)
<b>Total Revenues</b>	<b>1,608,367</b>	<b>670,153</b>	<b>670,153</b>	<b>0</b>	<b>100%</b>	<b>610,153 (60,000)</b>
<b>Expenditures</b>						
Lease Principal	-	-	-	-		41,875 41,875
Lease Interest	-	-	-	-		10,473 10,473
Transfers Out - CU	1,708,367	130,869	130,870	(0)	100%	78,522 (52,348)
<b>Total Expenditures</b>	<b>1,708,367</b>	<b>130,869</b>	<b>130,870</b>	<b>(0)</b>	<b>100%</b>	<b>130,870 -</b>
<b>Total Revenues over/(under) Expenditures</b>	<b>(100,000)</b>	<b>539,284</b>	<b>539,283</b>	<b>(0)</b>	<b>100%</b>	<b>479,283 (60,000)</b>

City of Dunwoody  
YTD Statement of Revenues and  
Expenses Through May 31, 2016

<i>Stormwater fund</i>	Total Annual Budget	YTD Budget	YTD Actual	Variance	Prior YTD Actual	Flux
				(\$ '000)	(% of YTD Budget)	(Difference from Prior Year)
<b>Revenues</b>						
Stormwater Utility Charges	1,879,396	-	-	-	-	-
Interest Revenue	800	333	342	0	102%	(27)
Residual Equity Transfer In	25,000	25,000	25,000	-	100%	(25,000)
<b>Total Revenues</b>	<b>1,905,196</b>	<b>25,333</b>	<b>25,342</b>	<b>0</b>	<b>100%</b>	<b>(25,027)</b>
<b>Expenditures</b>						
Official/Admin Svcs	212,290	88,454	93,750	(5)	106%	(52,084)
Professional Services-Stormwater	137,406	57,253	30,079	27	53%	(7,038)
Repairs & Maintenance	1,499,000	624,583	991,704	(367)	159%	(578,474)
Rep & Maint-Riprap Program	5,000	2,083	1,845	0	89%	1,819
Printing & Binding	500	208	-	0	0%	-
Dues & Fees	500	208	500	(0)	240%	(500)
<b>Purchased/ Contracted Services</b>	<b>1,854,696</b>	<b>772,790</b>	<b>1,117,877</b>	<b>(345)</b>	<b>145%</b>	<b>(636,278)</b>
Supplies	50,000	20,833	3,257	18	16%	7,712
Books & Periodicals	500	208	-	0	0%	-
<b>Supplies and Materials</b>	<b>50,500</b>	<b>21,042</b>	<b>3,257</b>	<b>18</b>	<b>15%</b>	<b>7,712</b>
<b>Total Expenditures</b>	<b>1,905,196</b>	<b>793,832</b>	<b>1,125,510</b>	<b>(332)</b>	<b>142%</b>	<b>(632,941)</b>
<b>Total Revenues over/(under) Expenditures</b>	<b>(0)</b>	<b>(768,499)</b>	<b>(1,100,168)</b>	<b>(332)</b>	<b>143%</b>	<b>(492,254)</b>



Convention Visitors' Bureau of Dunwoody  
Monthly Statement of Revenues and Expenses  
May 31, 2016

CVB of Dunwoody			Variance		Prior YTD Actual
	Total Annual Budget	YTD Budget	YTD Actual	(% of YTD Budget)	
Fund Balance	-	-	-		
<b>Revenues</b>					
Interest Revenue	504	210	125	59%	170
Rental Income	13,205	3,475	4,057	117%	-
Tax Revenue	1,091,821	460,564	445,112	97%	355,858
<b>Total Revenues</b>	<b>1,105,530</b>	<b>464,249</b>	<b>449,293</b>	<b>97%</b>	<b>356,027</b>
<b>Expenditures</b>					
<i>Employees/Personnel</i>					
Salaries	320,965	126,104	121,044	96%	80,726
Benefits	38,400	16,000	19,215	120%	9,392
Payroll Taxes	32,097	12,611	9,187	73%	6,106
<i>Total Employees/Personnel Expenditures</i>	391,462	154,715	149,445	97%	96,224
<i>Administrative</i>					
Depreciation Expense	-	-	-		-
Legal & Professional Fees	18,300	11,500	4,423	38%	7,576
Rent	69,349	18,535	19,083	103%	27,208
Employee Development	5,125	3,125	1,895	61%	3,427
IT Support	6,960	2,900	3,487	120%	2,720
Insurance	3,900	700	1,551	222%	1,656
Postage/Courier/Ovenight Mail	-	-	-		163
Telephone/Internet	8,832	3,680	3,649	99%	2,451
Licenses & Fees	3,050	1,300	600	46%	-
Miscellaneous	1,200	500	220	44%	23
Office Expense	2,400	1,000	1,029	103%	1,604
Meals & Meeting Expenses	3,200	1,400	1,484	106%	976
Travel	4,200	1,750	821	47%	658
Small Equipment	4,100	4,100	4,159	101%	1,853
<i>Total Administrative Expenditures</i>	130,616	50,490	42,400	84%	50,912
<i>Marketing</i>					
Research	-	-	-		20,425
Graphic Design	24,000	12,000	19,949	166%	11,150
Public Relations	27,000	11,750	10,500	89%	7,500
Website Management	41,000	15,500	14,750	95%	14,918
Website Marketing	66,000	27,500	31,151	113%	10,405
Advertising - Print	75,000	31,250	37,426	120%	52,967
Advertising - Digital	99,000	50,000	34,407	69%	16,418
Printing	15,000	10,000	1,085	11%	1,435
Postage/Courier/Ovenight Mail	2,400	1,000	762	76%	-
Dues & Subscriptions	17,955	325	20,830	6409%	3,007
Memberships	12,310	10,160	6,744	66%	4,515
Customer Relationship Management Tool	13,500	-	-		-
Photography	31,000	23,000	4,245	18%	351
Miscellaneous	1,800	750	62	8%	-
<i>Total Marketing Expenditures</i>	425,965	193,235	181,911	94%	143,091
<i>Promotional</i>					
Conventions and Trade Shows	26,050	16,600	5,840	35%	9,896
Event Hosting & Site Visits	46,800	3,000	3,183	106%	3,500
Sponsorships	-	-	-		9,000
Group Sales Show Sponsorships	40,000	20,000	20,200	101%	-
Meals and Business Development	3,600	1,500	4,117	274%	2,416
Meeting Bids and Incentives	10,000	5,000	372	7%	-
Promotions	54,000	20,000	30,307	152%	800
Travel	13,200	5,500	2,389	43%	5,412
Promotional Materials	14,400	6,000	6,667	111%	5,560
<i>Total Promotional Expenditures</i>	208,050	77,600	73,075	94%	36,584
<b>Total Expenditures</b>	<b>1,156,093</b>	<b>476,040</b>	<b>446,831</b>	<b>94%</b>	<b>326,811</b>
<b>Total Revenues over/(under) Expenditures</b>	<b>(50,563)</b>	<b>(11,791)</b>	<b>2,462</b>		<b>29,217</b>

VENDOR SET: 01 City of Dunwoody, GA

BANK: \* ALL BANKS

DATE RANGE: 4/01/2016 THRU 5/31/2016

VENDOR I.D.	NAME	STATUS	CHECK DATE	AMOUNT	DISCOUNT	CHECK NO	CHECK STATUS	CHECK AMOUNT
001685	J.P. Morgan Chase Commercial C							
	C-CHECK J.P. Morgan Chase Commer	VOIDED	V 4/01/2016			020937		16.56CR
001597	Joshua B. Crosby							
	C-CHECK Joshua B. Crosby	VOIDED	V 4/29/2016			021062		2,700.00CR
001718	Bisnow LLC							
	C-CHECK Bisnow LLC	VOIDED	V 5/13/2016			021153		4,000.00CR
001615	PNC Bank, N. A.							
	C-CHECK PNC Bank, N. A.	VOIDED	V 4/29/2016			049792		9,030.52CR
1	VALERA, REY SALVADOR							
	C-CHECK VALERA, REY SALVADOR	VOIDED	V 4/15/2016			203628		880.00CR

\* \* T O T A L S \* \*

	NO	INVOICE AMOUNT	DISCOUNTS	CHECK AMOUNT
REGULAR CHECKS:	0	0.00	0.00	0.00
HAND CHECKS:	0	0.00	0.00	0.00
DRAFTS:	0	0.00	0.00	0.00
EFT:	0	0.00	0.00	0.00
NON CHECKS:	0	0.00	0.00	0.00

VOID CHECKS:	5 VOID DEBITS	0.00		
	VOID CREDITS	16,627.08CR	16,627.08CR	0.00

TOTAL ERRORS: 0

	NO	INVOICE AMOUNT	DISCOUNTS	CHECK AMOUNT
VENDOR SET: 01 BANK: * TOTALS:	5	16,627.08CR	0.00	0.00
BANK: * TOTALS:	5	16,627.08CR	0.00	0.00

VENDOR SET: 01 City of Dunwoody, GA  
 BANK: 01 Suntrust Concentration  
 DATE RANGE: 4/01/2016 THRU 5/31/2016

VENDOR I.D.	NAME	STATUS	CHECK DATE	AMOUNT	DISCOUNT	CHECK NO	CHECK STATUS	CHECK AMOUNT
001145	ETS Corporation							
I-May-16	ETS Corporation	D	4/01/2016			000000		
100 1516.523900.00	Merchant Services	ETS Corporation		458.40				
100 1516.523900.00	Merchant Services	ETS Corporation		1,912.59				
100 1516.523900.00	Merchant Services	ETS Corporation		1,524.56				
100 1516.523900.00	Merchant Services	ETS Corporation		479.27				4,374.82
001615	PNC Bank, N. A.							
I-Apr-16	PNC Bank, N. A.	D	4/01/2016			000000		
405 6200.612000.00	Transfers out - CU	PNC Bank, N. A.		6,504.85				
405 6200.612000.00	Transfers out - CU	PNC Bank, N. A.		2,525.67				
I-April-16	PNC Bank, N. A.	D	4/01/2016			000000		
405 6200.612000.00	Transfers out - CU	PNC Bank, N. A.		16,101.13				
405 6200.612000.00	Transfers out - CU	PNC Bank, N. A.		1,042.31				26,173.96
001615	PNC Bank, N. A.							
I-MAY 16	PNC Bank, N. A.	D	5/01/2016			000000		
405 6200.612000.00	Transfers out - CU	PNC Bank, N. A.		6,515.69				
405 6200.612000.00	Transfers out - CU	PNC Bank, N. A.		2,514.83				
I-May-16	PNC Bank, N. A.	D	5/01/2016			000000		
405 6200.612000.00	Transfers out - CU	PNC Bank, N. A.		16,162.31				
405 6200.612000.00	Transfers out - CU	PNC Bank, N. A.		981.13				26,173.96
001145	ETS Corporation							
I-June 16	ETS Corporation	D	5/01/2016			000017		
100 1516.523900.00	Merchant Services	ETS Corporation		395.30				
100 1516.523900.00	Merchant Services	ETS Corporation		1,064.09				
100 1516.523900.00	Merchant Services	ETS Corporation		495.32				1,954.71
001615	PNC Bank, N. A.							
I-May 16	PNC Bank, N. A.	V	4/29/2016			049792		9,030.52
001615	PNC Bank, N. A.							
M-CHECK	PNC Bank, N. A.	VOIDED V	4/29/2016			049792		9,030.52CR

* * T O T A L S * *	NO	INVOICE AMOUNT	DISCOUNTS	CHECK AMOUNT
REGULAR CHECKS:	0	9,030.52	0.00	0.00
HAND CHECKS:	0	0.00	0.00	0.00
DRAFTS:	4	58,677.45	0.00	58,677.45
EFT:	0	0.00	0.00	0.00
NON CHECKS:	0	0.00	0.00	0.00
VOID CHECKS:	1 VOID DEBITS	0.00		
	VOID CREDITS	9,030.52CR	9,030.52CR	0.00

TOTAL ERRORS: 0

VENDOR SET: 01 City of Dunwoody, GA  
BANK: 01 Suntrust Concentration  
DATE RANGE: 4/01/2016 THRU 5/31/2016

\*\* G/L ACCOUNT TOTALS \*\*

G/L ACCOUNT	NAME	AMOUNT
100 1516.523900.00	Merchant Services	6,329.53
	*** FUND TOTAL ***	6,329.53
405 6200.612000.00	Transfers out - CU	52,347.92
	*** FUND TOTAL ***	52,347.92

VENDOR SET: 01	BANK: 01	TOTALS:	NO	INVOICE AMOUNT	DISCOUNTS	CHECK AMOUNT
			5	58,677.45	0.00	58,677.45
BANK: 01	TOTALS:		5	58,677.45	0.00	58,677.45

VENDOR SET: 01 City of Dunwoody, GA  
 BANK: 03 Suntrust Disbursement Acc  
 DATE RANGE: 4/01/2016 THRU 5/31/2016

VENDOR I.D.	NAME	STATUS	CHECK DATE	AMOUNT	DISCOUNT	CHECK NO	CHECK STATUS	CHECK AMOUNT
000022	ADP							
I-471745614	ADP	D	4/15/2016			000000		
100 1512.521200.00	Professional Services	ADP		599.36				599.36
000022	ADP							
I-472077082	ADP	D	4/29/2016			000000		
100 1512.521200.00	Professional Services	ADP		20.00				
I-472570351	ADP	D	4/29/2016			000000		
100 1512.521200.00	Professional Services	ADP		645.58				665.58
000025	Clark Patterson Lee							
I-65	Clark Patterson Lee	D	4/15/2016			000000		
100 7000.521100.01	Official/Admin Svcs	Clark Patterson Lee		124,500.00				
I-66	Clark Patterson Lee	D	4/15/2016			000000		
100 7000.521100.01	Official/Admin Svcs	Clark Patterson Lee		77,867.73				202,367.73
000029	Lowe Engineers, LLC							
I-16077	Lowe Engineers, LLC	D	4/29/2016			000000		
350 4100.521200.00	Professional Service	Lowe Engineers, LLC		3,850.00				
I-16120	Lowe Engineers, LLC	D	4/29/2016			000000		
100 4100.521100.01	Official/Admin Svcs	Lowe Engineers, LLC		25,666.46				
100 6200.521100.01	Official/Admin Svcs	Lowe Engineers, LLC		6,500.00				
560 4320.521100.01	Official/Admin Svcs	Lowe Engineers, LLC		18,750.00				
I-16121	Lowe Engineers, LLC	D	4/29/2016			000000		
350 4200.522200.00	Repairs & Maintenance	Lowe Engineers, LLC		15,017.30				
350 4200.541400.00	Infrastructure	Lowe Engineers, LLC		1,808.60				
350 4200.541400.00	Infrastructure	Lowe Engineers, LLC		7,004.42				
350 6200.541400.00	Infrastructure	Lowe Engineers, LLC		855.00				
350 4200.541400.00	Infrastructure	Lowe Engineers, LLC		820.40				
350 4200.541400.00	Infrastructure	Lowe Engineers, LLC		12,712.40				
350 6200.541400.00	Infrastructure	Lowe Engineers, LLC		475.00				
350 6200.541400.00	Infrastructure	Lowe Engineers, LLC		1,384.20				94,843.78
000094	WEX BANK							
I-44749937	WEX BANK	D	4/15/2016			000000		
100 3200.531270.00	Gasoline	WEX BANK		1,758.64				1,758.64
000094	WEX BANK							
I-44886428	WEX BANK	D	4/29/2016			000000		
100 3200.531270.00	Gasoline	WEX BANK		10,700.37				10,700.37
000137	Medcom Services, Inc							
I-4.2.16	Medcom Services, Inc	D	4/15/2016			000000		
100 0000.121300.16	Flex Spending Ded Payable	Medcom Services, Inc		709.69				
I-4.9.16	Medcom Services, Inc	D	4/15/2016			000000		
100 0000.121300.16	Flex Spending Ded Payable	Medcom Services, Inc		1,008.63				1,718.32



VENDOR SET: 01 City of Dunwoody, GA  
 BANK: 03 Suntrust Disbursement Acc  
 DATE RANGE: 4/01/2016 THRU 5/31/2016

VENDOR I.D.	NAME	STATUS	CHECK DATE	AMOUNT	DISCOUNT	CHECK NO	CHECK STATUS	CHECK AMOUNT
000137	Medcom Services, Inc							
I-04.16.16	Medcom Services, Inc	D	4/29/2016			000000		
100 0000.121300.16	Flex Spending Ded Payable	Medcom Services, Inc		569.07				
I-04.23.16	Medcom Services, Inc	D	4/29/2016			000000		
100 0000.121300.16	Flex Spending Ded Payable	Medcom Services, Inc		680.71				1,249.78
001419	Mulcahy Accounting & Risk Cons							
I-2016-1	Mulcahy Accounting & Risk Cons	D	4/15/2016			000000		
100 1512.521200.00	Professional Services	Mulcahy Accounting &		1,291.66				
I-2016-2	Mulcahy Accounting & Risk Cons	D	4/15/2016			000000		
100 1512.521200.00	Professional Services	Mulcahy Accounting &		1,291.66				
I-2016-3	Mulcahy Accounting & Risk Cons	D	4/15/2016			000000		
100 1512.521200.00	Professional Services	Mulcahy Accounting &		1,291.66				3,874.98
001551	Jacobs							
I-EEXF9504-040116	Jacobs	D	4/29/2016			000000		
100 1570.521100.01	Official/Admin Svcs	Jacobs		25,821.33				25,821.33
000022	ADP							
I-470749851	ADP	D	4/01/2016			000001		
100 1512.521200.00	Professional Services	ADP		50.94				50.94
000022	ADP							
I-473255961	ADP	D	5/06/2016			000001		
100 1512.521200.00	Professional Services	ADP		605.14				605.14
000094	WEX BANK							
I-45245767	WEX BANK	D	5/23/2016			000001		
100 3200.531270.00	Gasoline	WEX BANK		11,537.27				11,537.27
000137	Medcom Services, Inc							
I-05.14.16	Medcom Services, Inc	D	5/14/2016			000001		
100 0000.121300.16	Flex Spending Ded Payable	Medcom Services, Inc		553.69				553.69
000022	ADP							
I-471045310	ADP	D	4/01/2016			000002		
100 1512.521200.00	Professional Services	ADP		634.03				634.03
000025	Clark Patterson Lee							
I-67	Clark Patterson Lee	D	4/30/2016			000002		
100 7000.521100.01	Official/Admin Svcs	Clark Patterson Lee		124,500.00				124,500.00
000137	Medcom Services, Inc							
I-3.19.16	Medcom Services, Inc	D	4/01/2016			000003		
100 0000.121300.16	Flex Spending Ded Payable	Medcom Services, Inc		460.67				460.67

VENDOR SET: 01 City of Dunwoody, GA  
 BANK: 03 Suntrust Disbursement Acc  
 DATE RANGE: 4/01/2016 THRU 5/31/2016

VENDOR I.D.	NAME	STATUS	CHECK DATE	AMOUNT	DISCOUNT	CHECK NO	CHECK STATUS	CHECK AMOUNT
000137	Medcom Services, Inc							
I-04.30.16	Medcom Services, Inc	D	4/30/2016			000003		
100 0000.121300.16	Flex Spending Ded Payable	Medcom Services, Inc		1,408.72				1,408.72
001480	Interdev, LLC							
I-1009004	Interdev, LLC	D	4/15/2016			000003		
100 1535.521100.01	Official/Admin Svcs	Interdev, LLC		55,937.00				55,937.00
000022	ADP							
I-473995184	ADP	D	5/20/2016			000004		
100 1512.521200.00	Professional Services	ADP		639.80				639.80
000137	Medcom Services, Inc							
I-3.26.16	Medcom Services, Inc	D	4/01/2016			000004		
100 0000.121300.16	Flex Spending Ded Payable	Medcom Services, Inc		725.56				725.56
000137	Medcom Services, Inc							
I-05.07.16	Medcom Services, Inc	D	5/07/2016			000004		
100 0000.121300.16	Flex Spending Ded Payable	Medcom Services, Inc		1,679.90				1,679.90
001480	Interdev, LLC							
I-1009049	Interdev, LLC	D	4/15/2016			000004		
100 1535.522200.00	Repairs & Maintenance	Interdev, LLC		600.00				600.00
001957	Severn Trent Environmental Ser							
I-STES 2084050	Severn Trent Environmental Ser	D	4/30/2016			000004		
100 1511.521100.01	Official/Admin Svcs	Severn Trent Environ		86,745.00				86,745.00
000029	Lowe Engineers, LLC							
I-16180	Lowe Engineers, LLC	D	5/31/2016			000005		
100 4100.521100.01	Official/Admin Svcs	Lowe Engineers, LLC		25,666.46				
100 6200.521100.01	Official/Admin Svcs	Lowe Engineers, LLC		6,500.00				
560 4320.521100.01	Official/Admin Svcs	Lowe Engineers, LLC		18,750.00				50,916.46
001421	Chattahoochee River 911 Author							
I-Apr-16	Chattahoochee River 911 Author	D	4/01/2016			000005		
215 3800.571000.00	Intergovernmental-E911	Chattahoochee River		93,750.00				93,750.00
001421	Chattahoochee River 911 Author							
I-May-16	Chattahoochee River 911 Author	D	5/01/2016			000005		
215 3800.571000.00	Intergovernmental-E911	Chattahoochee River		93,750.00				93,750.00
000025	Clark Patterson Lee							
I-68	Clark Patterson Lee	D	5/01/2016			000006		
100 7000.521100.01	Official/Admin Svcs	Clark Patterson Lee		124,500.00				124,500.00

VENDOR SET: 01 City of Dunwoody, GA  
 BANK: 03 Suntrust Disbursement Acc  
 DATE RANGE: 4/01/2016 THRU 5/31/2016

VENDOR I.D.	NAME	STATUS	CHECK DATE	AMOUNT	DISCOUNT	CHECK NO	CHECK STATUS	CHECK AMOUNT
000029	Low Engineers, LLC							
I-16197	Low Engineers, LLC	D	5/31/2016			000006		
350 4200.522200.00	Repairs & Maintenance	Low Engineers, LLC		12,004.00				
350 4200.541400.00	Infrastructure	Low Engineers, LLC		586.00				
350 4200.541400.00	Infrastructure	Low Engineers, LLC		13,154.74				
350 6200.521200.00	Professional Services	Low Engineers, LLC		1,615.00				
350 4200.541400.00	Infrastructure	Low Engineers, LLC		7,329.40				
350 4200.541400.00	Infrastructure	Low Engineers, LLC		586.00				35,275.14
000094	WEX BANK							
I-45133353	WEX BANK	D	5/06/2016			000006		
100 3200.531270.00	Gasoline	WEX BANK		1,614.30				1,614.30
001421	Chattahoochee River 911 Author							
I-Feb-16	Chattahoochee River 911 Author	D	4/01/2016			000006		
215 3800.571000.00	Intergovernmental-E911	Chattahoochee River		93,750.00				
I-Mar-16	Chattahoochee River 911 Author	D	4/01/2016			000006		
215 3800.571000.00	Intergovernmental-E911	Chattahoochee River		93,750.00				187,500.00
001480	Interdev, LLC							
I-1009080	Interdev, LLC	D	4/30/2016			000006		
100 1535.521100.01	Official/Admin Svcs	Interdev, LLC		55,937.00				55,937.00
000137	Medcom Services, Inc							
I-05/21/2016	Medcom Services, Inc	D	5/21/2016			000007		
100 0000.121300.16	Flex Spending Ded Payable	Medcom Services, Inc		140.00				140.00
000137	Medcom Services, Inc							
I-05/28/2016	Medcom Services, Inc	D	5/28/2016			000008		
100 0000.121300.16	Flex Spending Ded Payable	Medcom Services, Inc		910.42				910.42
001551	Jacobs							
I-EEXF9504-042916	Jacobs	D	4/29/2016			000008		
100 1570.521100.01	Official/Admin Svcs	Jacobs		25,821.33				25,821.33
000271	Georgia Bureau of Investigatio							
I-121259764	Georgia Bureau of Investigatio	D	5/01/2016			000009		
100 3200.521300.00	Technical Svcs	Georgia Bureau of In		112.75				112.75
001480	Interdev, LLC							
I-1009115	Interdev, LLC	D	5/31/2016			000010		
100 1535.521100.01	Official/Admin Svcs	Interdev, LLC		55,937.00				55,937.00

VENDOR SET: 01 City of Dunwoody, GA  
 BANK: 03 Suntrust Disbursement Acc  
 DATE RANGE: 4/01/2016 THRU 5/31/2016

VENDOR I.D.	NAME	STATUS	CHECK DATE	AMOUNT	DISCOUNT	CHECK NO	CHECK STATUS	CHECK AMOUNT
001419	Mulcahy Accounting & Risk Cons							
I-April 2016	Mulcahy Accounting & Risk Cons	D	4/01/2016			000011		
100 1512.521200.00	Professional Services	Mulcahy Accounting &		1,291.66				1,291.66
001419	Mulcahy Accounting & Risk Cons							
I-May 2016	Mulcahy Accounting & Risk Cons	D	5/01/2016			000012		
100 1512.521200.00	Professional Services	Mulcahy Accounting &		1,291.66				1,291.66
001551	Jacobs							
I-EEXF9504	Jacobs	D	5/31/2016			000014		
100 1570.521100.01	Official/Admin Svcs	Jacobs		25,821.33				25,821.33
001685	J.P. Morgan Chase Commercial C							
I-May-16	J.P. Morgan Chase Commercial C	D	5/31/2016			000015		
100 0000.121110.00	PCard A/P Control	J.P. Morgan Chase Co		186,249.99				186,249.99
000005	AlphaGraphics							
I-15792	AlphaGraphics	R	4/01/2016			020915		
100 3200.523400.00	Printing & Binding	AlphaGraphics		931.35				931.35
000008	CIT Technology Fin Serv Inc							
I-28346282	CIT Technology Fin Serv Inc	R	4/01/2016			020916		
100 1565.522300.00	Rentals	CIT Technology Fin S		733.00				733.00
000074	Standard Insurance							
I-April-16	Standard Insurance	R	4/01/2016			020917		
100 1320.512100.00	Group Insurance	Standard Insurance		319.75				
100 1330.512100.00	Group Insurance	Standard Insurance		116.99				
100 1511.512100.00	Group Insurance	Standard Insurance		169.10				
100 4100.512100.00	Group Insurance	Standard Insurance		141.85				
100 1540.512100.00	Group Insurance	Standard Insurance		175.48				
100 2650.512100.00	Group Insurance	Standard Insurance		219.59				
100 3200.512100.00	Group Insurance	Standard Insurance		5,687.57				
100 6200.512100.00	Group Insurance	Standard Insurance		130.57				
100 7000.512100.00	Group Insurance	Standard Insurance		148.02				
100 7500.512100.00	Group Insurance	Standard Insurance		125.36				7,234.28
000129	Verizon Wireless Services LLC							
I-962113012	Verizon Wireless Services LLC	R	4/01/2016			020918		
100 1535.523200.00	Communications	Verizon Wireless Ser		76.02				
100 1110.523200.00	Communications	Verizon Wireless Ser		44.81				
100 1320.523200.00	Communications	Verizon Wireless Ser		82.82				
100 1330.523200.00	Communications	Verizon Wireless Ser		82.82				
100 1511.523200.00	Communications	Verizon Wireless Ser		92.82				
100 1540.523200.00	Communications	Verizon Wireless Ser		89.62				
100 2650.523200.00	Communications	Verizon Wireless Ser		44.81				
100 3200.523200.00	Communications	Verizon Wireless Ser		5,860.61				
100 4100.523200.00	Communications	Verizon Wireless Ser		812.80				

VENDOR SET: 01 City of Dunwoody, GA  
 BANK: 03 Suntrust Disbursement Acc  
 DATE RANGE: 4/01/2016 THRU 5/31/2016

VENDOR I.D.	NAME	STATUS	CHECK DATE	AMOUNT	DISCOUNT	CHECK NO	CHECK STATUS	CHECK AMOUNT
000129	Verizon Wireless ServiCONT							
I-962113012	Verizon Wireless Services LLC	R	4/01/2016			020918		
100 6200.523200.00	Communications		Verizon Wireless Ser	44.81				
100 7000.523200.00	Communications		Verizon Wireless Ser	89.62				
100 7500.523200.00	Communications		Verizon Wireless Ser	44.81				7,366.37
000150	Fidelity Security Life Insuran							
I-9891433	Fidelity Security Life Insuran	R	4/01/2016			020919		
100 0000.121300.12	EE-Vision Payable		Fidelity Security Li	585.73				585.73
000163	Metro Materials Inc.							
I-43364	Metro Materials Inc.	R	4/01/2016			020920		
100 4200.531100.00	Supplies		Metro Materials Inc.	1,523.50				1,523.50
000165	Vulcan Materials Company							
I-11577440	Vulcan Materials Company	R	4/01/2016			020921		
560 4320.522200.05	Rep & Maint-Riprap Program		Vulcan Materials Com	479.33				479.33
000196	Georgia Management Agency, Inc							
I-59112	Georgia Management Agency, Inc	R	4/01/2016			020922		
560 4320.522200.00	Repairs & Maintenance		Georgia Management A	27,140.77				
100 4200.522200.02	R&M - Street Maintenance		Georgia Management A	34,406.60				
I-59113	Georgia Management Agency, Inc	R	4/01/2016			020922		
100 4200.522200.03	R&M - Traffic Signals		Georgia Management A	16,197.15				77,744.52
000211	GIRMA							
I-240937	GIRMA	R	4/01/2016			020923		
100 1530.521200.01	Prof Svcs-Legal		GIRMA	3,070.00				3,070.00
000211	GIRMA							
I-240988	GIRMA	R	4/01/2016			020924		
100 3200.523100.01	Claims		GIRMA	312.00				312.00
000269	DeKalb County Georgia							
I-4580445 3.2.16	DeKalb County Georgia	R	4/01/2016			020925		
100 6200.531230.00	Utilities		DeKalb County Georgi	74.69				74.69
000331	Tyler Technologies, Inc							
I-025-150534	Tyler Technologies, Inc	R	4/01/2016			020926		
100 2650.522200.00	Repairs & Maintenance		Tyler Technologies,	200.00				200.00
001009	Kimley-Horn and Associates, In							
I-7576706	Kimley-Horn and Associates, In	R	4/01/2016			020927		
350 4200.541400.00	Infrastructure		Kimley-Horn and Asso	5,594.28				5,594.28

VENDOR SET: 01 City of Dunwoody, GA  
 BANK: 03 Suntrust Disbursement Acc  
 DATE RANGE: 4/01/2016 THRU 5/31/2016

VENDOR I.D.	NAME	STATUS	CHECK DATE	AMOUNT	DISCOUNT	CHECK NO	CHECK STATUS	CHECK AMOUNT
001026	Guardian - Appleton							
I-April-16	Guardian - Appleton	R	4/01/2016			020928		
100 1110.512100.00	Group Insurance		Guardian - Appleton	365.23				
100 1320.512100.00	Group Insurance		Guardian - Appleton	245.87				
100 1330.512100.00	Group Insurance		Guardian - Appleton	78.41				
100 1511.512100.00	Group Insurance		Guardian - Appleton	143.41				
100 4100.512100.00	Group Insurance		Guardian - Appleton	143.41				
100 1540.512100.00	Group Insurance		Guardian - Appleton	115.84				
100 2650.512100.00	Group Insurance		Guardian - Appleton	218.30				
100 3200.512100.00	Group Insurance		Guardian - Appleton	5,661.37				
100 6200.512100.00	Group Insurance		Guardian - Appleton	143.41				
100 7000.512100.00	Group Insurance		Guardian - Appleton	143.41				
100 7500.512100.00	Group Insurance		Guardian - Appleton	102.46				7,361.12
001045	Specialty Engraving, Inc							
I-255053	Specialty Engraving, Inc	R	4/01/2016			020929		
100 3200.531100.04	Supplies - Operating		Specialty Engraving,	37.00				37.00
001097	US Department of Homeland Secu							
I-22911035	US Department of Homeland Secu	R	4/01/2016			020930		
100 1516.521300.00	Technical Services		US Department of Hom	25.00				25.00
001170	Hasley Recreation, Inc.							
I-357202	Hasley Recreation, Inc.	R	4/01/2016			020931		
100 6200.522200.06	R&M-Parks		Hasley Recreation, I	3,358.00				3,358.00
001277	Allied Paving Contractors, Inc							
I-6924	Allied Paving Contractors, Inc	R	4/01/2016			020932		
350 4200.541400.00	Infrastructure		Allied Paving Contra	113,255.30				113,255.30
001415	Rite Way							
I-380648	Rite Way	R	4/01/2016			020933		
100 6200.522200.06	R&M-Parks		Rite Way	1,621.32				1,621.32
00159b	Pitney Bowes Global Financial							
I-9938656-MR16	Pitney Bowes Global Financial	R	4/01/2016			020934		
100 1565.522300.00	Rentals		Pitney Bowes Global	771.00				771.00
001656	De Lage Landen							
I-48499282	De Lage Landen	R	4/01/2016			020935		
100 3200.522300.00	Rentals		De Lage Landen	364.00				
I-49492334	De Lage Landen	R	4/01/2016			020935		
100 3200.522300.00	Rentals		De Lage Landen	385.27				
I-49499257	De Lage Landen	R	4/01/2016			020935		
100 3200.522300.00	Rentals		De Lage Landen	304.00				
I-49499290	De Lage Landen	R	4/01/2016			020935		
100 3200.522300.00	Rentals		De Lage Landen	364.00				1,417.27

VENDOR SET: 01 City of Dunwoody, GA  
 BANK: 03 Suntrust Disbursement Acc  
 DATE RANGE: 4/01/2016 THRU 5/31/2016

VENDOR I.D.	NAME	STATUS	CHECK DATE	AMOUNT	DISCOUNT	CHECK NO	CHECK STATUS	CHECK AMOUNT
001675	The Law Offices of Matthew W.							
I-19478	The Law Offices of Matthew W.	R	4/01/2016			020936		
100 2650.521200.04	Prof Svcs-Public Defender	The Law Offices of M		95.00				
I-40369	The Law Offices of Matthew W.	R	4/01/2016			020936		
100 2650.521200.04	Prof Svcs-Public Defender	The Law Offices of M		177.50				
I-45138	The Law Offices of Matthew W.	R	4/01/2016			020936		
100 2650.521200.04	Prof Svcs-Public Defender	The Law Offices of M		107.50				
I-45399	The Law Offices of Matthew W.	R	4/01/2016			020936		
100 2650.521200.04	Prof Svcs-Public Defender	The Law Offices of M		132.50				
I-46324	The Law Offices of Matthew W.	R	4/01/2016			020936		
100 2650.521200.04	Prof Svcs-Public Defender	The Law Offices of M		270.00				
I-46796	The Law Offices of Matthew W.	R	4/01/2016			020936		
100 2650.521200.04	Prof Svcs-Public Defender	The Law Offices of M		207.50				
I-46901	The Law Offices of Matthew W.	R	4/01/2016			020936		
100 2650.521200.04	Prof Svcs-Public Defender	The Law Offices of M		247.50				
I-47158	The Law Offices of Matthew W.	R	4/01/2016			020936		
100 2650.521200.04	Prof Svcs-Public Defender	The Law Offices of M		194.17				
I-47215	The Law Offices of Matthew W.	R	4/01/2016			020936		
100 2650.521200.04	Prof Svcs-Public Defender	The Law Offices of M		95.00				
I-48438	The Law Offices of Matthew W.	R	4/01/2016			020936		
100 2650.521200.04	Prof Svcs-Public Defender	The Law Offices of M		130.00				1,656.67
001685	J.P. Morgan Chase Commercial C							
I-254441	J.P. Morgan Chase Commercial C	V	4/01/2016			020937		16.56
001685	J.P. Morgan Chase Commercial C							
M-CHECK	J.P. Morgan Chase CommerVOIDED	V	4/01/2016			020937		16.56CR
001712	CALYX Engineers and Consultant							
I-2013032.00-24	CALYX Engineers and Consultant	R	4/01/2016			020938		
350 4200.541400.00	Infrastructure	CALYX Engineers and		662.40				662.40
001732	AT&T Mobility II LLC							
I-070155-1215	AT&T Mobility II LLC	R	4/01/2016			020939		
215 3800.523200.00	Communications	AT&T Mobility II LLC		6,578.40				6,578.40
001796	IPR Southeast LLC							
I-52605902-001	1852 Vermack Court	R	4/01/2016			020940		
560 4320.522200.00	Repairs & Maintenance	1852 Vermack Court		80,245.00				80,245.00
001799	Colliers International - Atlan							
I-Mar-16	Colliers International - Atlan	R	4/01/2016			020941		
100 0000.381100.00	Rental Commissions	Colliers Internation		253.92				253.92

VENDOR SET: 01 City of Dunwoody, GA  
 BANK: 03 Suntrust Disbursement Acc  
 DATE RANGE: 4/01/2016 THRU 5/31/2016

VENDOR I.D.	NAME	STATUS	CHECK DATE	AMOUNT	DISCOUNT	CHECK NO	CHECK STATUS	CHECK AMOUNT
001833	Marny Heit							
I-047903	Marny Heit	R	4/01/2016			020942		
100 2650.521200.04	Prof Svcs-Public Defender	Marny Heit		240.00				
I-46405	Marny Heit	R	4/01/2016			020942		
100 2650.521200.04	Prof Svcs-Public Defender	Marny Heit		140.00				
I-47903	Marny Heit	R	4/01/2016			020942		
100 2650.521200.04	Prof Svcs-Public Defender	Marny Heit		190.00				
I-47962	Marny Heit	R	4/01/2016			020942		
100 2650.521200.04	Prof Svcs-Public Defender	Marny Heit		170.00				
I-47975	Marny Heit	R	4/01/2016			020942		
100 2650.521200.04	Prof Svcs-Public Defender	Marny Heit		190.00				
I-48197	Marny Heit	R	4/01/2016			020942		
100 2650.521200.04	Prof Svcs-Public Defender	Marny Heit		190.00				
I-48941	Marny Heit	R	4/01/2016			020942		
100 2650.521200.04	Prof Svcs-Public Defender	Marny Heit		240.00				
I-49294	Marny Heit	R	4/01/2016			020942		
100 2650.521200.04	Prof Svcs-Public Defender	Marny Heit		190.00				
I-49492	Marny Heit	R	4/01/2016			020942		
100 2650.521200.04	Prof Svcs-Public Defender	Marny Heit		190.00				
I-49671	Marny Heit	R	4/01/2016			020942		
100 2650.521200.04	Prof Svcs-Public Defender	Marny Heit		190.00				
I-49973	Marny Heit	R	4/01/2016			020942		
100 2650.521200.04	Prof Svcs-Public Defender	Marny Heit		120.00				
I-50116	Marny Heit	R	4/01/2016			020942		
100 2650.521200.04	Prof Svcs-Public Defender	Marny Heit		240.00				2,290.00
001868	American Heritage Life Insuran							
I-April 2016	American Heritage Life Insuran	R	4/01/2016			020943		
100 0000.121300.18	Allstate Payable	American Heritage Li		1,783.44				1,783.44
001870	Health Point Chiropractic & We							
I-Mar-16	Health Point Chiropractic & We	R	4/01/2016			020944		
100 1540.512900.01	OEB: Wellness	Health Point Chiropr		385.00				385.00
001908	CCR Environmental, Inc.							
I-3850	Fecal sampling	R	4/01/2016			020945		
560 4320.521200.09	Prof Svcs-Stormwater	Fecal sampling		410.84				410.84
001914	PCE Atlanta Office, LLC							
I-Apr-16	PCE Atlanta Office, LLC	R	4/01/2016			020946		
100 1565.531230.00	Electricity	PCE Atlanta Office,		3,927.38				
100 1565.531230.00	Electricity	PCE Atlanta Office,		1,394.74				
100 1565.531230.00	Electricity	PCE Atlanta Office,		1,746.08				
100 1565.531230.00	Electricity	PCE Atlanta Office,		574.23				
100 1565.522300.00	Rentals	PCE Atlanta Office,		3,346.62				
100 0000.123310.00	Abated Rent	PCE Atlanta Office,		43,724.87				
100 1565.531230.00	Electricity	PCE Atlanta Office,		2,823.63				
100 1565.531230.00	Electricity	PCE Atlanta Office,		825.52				58,363.07



VENDOR SET: 01 City of Dunwoody, GA  
 BANK: 03 Suntrust Disbursement Acc  
 DATE RANGE: 4/01/2016 THRU 5/31/2016

VENDOR I.D.	NAME	STATUS	CHECK DATE	AMOUNT	DISCOUNT	CHECK NO	CHECK STATUS	CHECK AMOUNT
001920	Proshot Concrete, Inc.							
I-1695-4	1325 Winding Branch Circl	R	4/01/2016			020947		
560 4320.522200.00	Repairs & Maintenance		1325 Winding Branch	40,590.00				
I-1716-5	5631 Woodsong Drive	R	4/01/2016			020947		
560 4320.522200.00	Repairs & Maintenance		5631 Woodsong Drive	83,000.00				123,590.00
001924	Midwest Maintenance, Inc.							
I-Pay App 5	Midwest Maintenance, Inc.	R	4/01/2016			020948		
350 6200.522200.00	Repairs & Maintenance		Midwest Maintenance,	22,602.33				22,602.33
001943	Doraville Transfer Station dba							
I-QY21556	Doraville Transfer Station dba	R	4/01/2016			020949		
100 4200.522200.02	R&M - Street Maintenance		Doraville Transfer S	2,315.15				
I-QY21643	Doraville Transfer Station dba	R	4/01/2016			020949		
100 4200.522200.02	R&M - Street Maintenance		Doraville Transfer S	2,238.84				4,553.99
001944	GreenPlay, LLC							
I-5399	GreenPlay, LLC	R	4/01/2016			020950		
100 6200.521200.00	Professional Services		GreenPlay, LLC	3,868.70				3,868.70
001948	All Traffic Solutions							
I-201603223138	All Traffic Solutions	R	4/01/2016			020951		
350 3200.542000.00	Machinery & Equipment		SPEED TRAILER	11,145.00				11,145.00
001967	Ricky Busby							
I-100	Ricky Busby	R	4/01/2016			020952		
100 1512.521300.00	Technical Services		Ricky Busby	60.00				60.00
001968	Laser Products, LLC							
I-17350	Laser Products, LLC	R	4/01/2016			020953		
100 6200.522200.06	R&M-Parks		Laser Products, LLC	19,500.00				19,500.00
001970	Charles L. Montgomery							
I-2016P-	Charles L. Montgomery	R	4/01/2016			020954		
100 1570.521200.00	Professional Services		Charles L. Montgomer	9,000.00				9,000.00
1	Atlanta Technical Consultants							
I-#1158 refund	Atlanta Technical Consultants:	R	4/01/2016			020955		
100 0000.316100.00	Business & Occupation Tax		Atlanta Technical Co	4.85				4.85
1	Child Plus Software							
I-#2885 refund	Child Plus Software:	R	4/01/2016			020956		
100 0000.316100.00	Business & Occupation Tax		Child Plus Software:	2,952.18				2,952.18

VENDOR SET: 01 City of Dunwoody, GA  
BANK: 03 Suntrust Disbursement Acc  
DATE RANGE: 4/01/2016 THRU 5/31/2016

VENDOR I.D.	NAME	STATUS	CHECK DATE	AMOUNT	DISCOUNT	CHECK NO	CHECK STATUS	CHECK AMOUNT
1	NEA, Inc							
I-#5793 refund	NEA, Inc:	R	4/01/2016			020957		
100 0000.316100.00	Business & Occupation Tax	NEA, Inc:		370.44				370.44
1	Gais Construction, INC							
I-2016 LICENSE CREDI	Gais Construction, INC:	R	4/01/2016			020958		
100 0000.316100.00	Business & Occupation Tax	Gais Construction, I		14.34				14.34
1	Tegnosis, LLC							
I-3.21.16	Tegnosis, LLC:	R	4/01/2016			020959		
100 0000.316100.00	Business & Occupation Tax	Tegnosis, LLC:		152.14				152.14
1	Rebecca Keefer							
I-Keefer reimburseme	Rebecca Keefer:	R	4/01/2016			020960		
100 7000.523500.00	Travel	Rebecca Keefer:		19.54				
100 7000.523500.00	Travel	Rebecca Keefer:		8.50				28.04
1	Green Chamber of the South							
I-Membership dues	Green Chamber of the South:	R	4/01/2016			020961		
100 7000.523600.00	Dues & Fees	Green Chamber of the		250.00				250.00
1	United States Postal Service							
I-Spr postal charges	United States Postal Service:	R	4/01/2016			020962		
100 1570.523300.00	Advertising	United States Postal		3,500.00				3,500.00
1	Traiton Homes, LLC							
I-Traiton bond refun	Traiton Homes, LLC:	R	4/01/2016			020963		
100 0000.127102.00	Bonding Escrows Payable	Traiton Homes, LLC:		8,300.00				8,300.00
1	Camilyn Germann							
I-Vander Sign refund	Camilyn Germann:	R	4/01/2016			020964		
100 0000.127103.00	Special Event Sign Dep Payable	Camilyn Germann:		100.00				100.00
001444	Kenneth Wickham							
I-3.10.16	Kenneth Wickham	R	4/04/2016			020965		
100 2650.521200.00	Prof Svcs	Kenneth Wickham		800.00				800.00
001685	J.P. Morgan Chase Commercial C							
I-MAR-16	J.P. Morgan Chase Commercial C	R	4/08/2016			020966		
100 0000.121110.00	PCard A/P Control	J.P. Morgan Chase Co		232,398.22				232,398.22
000016	Stone, McElroy & Associates							
I-2665PA	Stone, McElroy & Associates	R	4/15/2016			020967		
100 3200.521200.00	Prof Svcs	Stone, McElroy & Ass		1,050.00				
I-2808PA	Stone, McElroy & Associates	R	4/15/2016			020967		
100 3200.521200.00	Prof Svcs	Stone, McElroy & Ass		700.00				1,750.00

VENDOR SET: 01 City of Dunwoody, GA  
 BANK: 03 Suntrust Disbursement Acc  
 DATE RANGE: 4/01/2016 THRU 5/31/2016

VENDOR I.D.	NAME	STATUS	CHECK DATE	AMOUNT	DISCOUNT	CHECK NO	CHECK STATUS	CHECK AMOUNT
000022	ADP							
I-469739263	ADP	R	4/15/2016			020968		
100 1512.521200.00	Professional Services	ADP		750.00				750.00
000061	Blue Cross Blue Shield							
I-000708425G	Blue Cross Blue Shield	R	4/15/2016			020969		
100 1110.512100.00	Group Insurance	Blue Cross Blue Shie		3,248.45				
100 1320.512100.00	Group Insurance	Blue Cross Blue Shie		2,561.85				
100 1330.512100.00	Group Insurance	Blue Cross Blue Shie		1,075.98				
100 1511.512100.00	Group Insurance	Blue Cross Blue Shie		1,562.73				
100 4100.512100.00	Group Insurance	Blue Cross Blue Shie		1,562.73				
100 1540.512100.00	Group Insurance	Blue Cross Blue Shie		1,588.35				
100 2650.512100.00	Group Insurance	Blue Cross Blue Shie		2,627.79				
100 6200.512100.00	Group Insurance	Blue Cross Blue Shie		1,562.73				
100 7000.512100.00	Group Insurance	Blue Cross Blue Shie		1,562.73				
100 7500.512100.00	Group Insurance	Blue Cross Blue Shie		999.12				
100 3200.512100.00	Group Insurance	Blue Cross Blue Shie		66,936.63				85,289.09
000118	Peace Officers'							
I-Apr-16	Peace Officers'	R	4/15/2016			020970		
100 0000.121300.15	POAB Deduction Payable	Peace Officers'		720.00				720.00
000130	Translation Station, INC							
I-#57325	Translation Station, INC	R	4/15/2016			020971		
100 2650.521300.00	Technical Svcs	Translation Station,		208.94				208.94
000136	L3 Communications Mobile Visio							
I-0238265-IN`	L3 Communications Mobile Visio	R	4/15/2016			020972		
100 3200.522200.01	Repairs & Maintenance-SoftwareL3 Communications Mo			5,003.00				
I-0238266-IN	L3 Communications Mobile Visio	R	4/15/2016			020972		
100 3200.522200.01	Repairs & Maintenance-SoftwareL3 Communications Mo			897.00				5,900.00
000138	Riley McLendon, LLC							
I-63160	Riley McLendon, LLC	R	4/15/2016			020973		
100 1530.521200.01	Prof Svcs-Legal	Riley McLendon, LLC		12,500.00				
I-63161	Riley McLendon, LLC	R	4/15/2016			020973		
100 1530.521200.02	Prof Svcs-Litigation	Riley McLendon, LLC		11,109.54				
I-63162	Riley McLendon, LLC	R	4/15/2016			020973		
100 2650.521200.03	Prof Svcs-Court Solicitor	Riley McLendon, LLC		8,012.50				
I-63163	Riley McLendon, LLC	R	4/15/2016			020973		
350 6200.541100.00	Sites	Riley McLendon, LLC		60.00				
I-63164	Riley McLendon, LLC	R	4/15/2016			020973		
560 4320.521200.09	Prof Svcs-Stormwater	Riley McLendon, LLC		166.82				
I-63165	Riley McLendon, LLC	R	4/15/2016			020973		
350 4200.541400.00	Infrastructure	Riley McLendon, LLC		757.46				32,606.32

VENDOR SET: 01 City of Dunwoody, GA  
BANK: 03 Suntrust Disbursement Acc  
DATE RANGE: 4/01/2016 THRU 5/31/2016

VENDOR I.D.	NAME	STATUS	CHECK DATE	AMOUNT	DISCOUNT	CHECK NO	CHECK STATUS	CHECK AMOUNT
000149	AT&T							
I-3.22.16	AT&T	R	4/15/2016			020974		
100 1535.523200.00	Communications	AT&T		150.57				150.57
000151	Wolfe, Timothy W.							
I-033116	Wolfe, Timothy W.	R	4/15/2016			020975		
100 2650.521200.00	Prof Svcs	Wolfe, Timothy W.		2,400.00				2,400.00
000156	Powell, Hugh R							
I-033116	Powell, Hugh R	R	4/15/2016			020976		
100 2650.521200.00	Prof Svcs	Powell, Hugh R		1,350.00				1,350.00
000160	Georgia Technology Authority							
I-924-6600880316	Georgia Technology Authority	R	4/15/2016			020977		
100 3200.521300.00	Technical Svcs	Georgia Technology A		457.41				457.41
000163	Metro Materials Inc.							
I-43490	Metro Materials Inc.	R	4/15/2016			020978		
100 4200.531100.00	Supplies	Metro Materials Inc.		1,561.17				
I-43586	Metro Materials Inc.	R	4/15/2016			020978		
100 4200.531100.00	Supplies	Metro Materials Inc.		379.57				1,940.74
000165	Vulcan Materials Company							
I-11586572	Vulcan Materials Company	R	4/15/2016			020979		
100 4200.531100.00	Supplies	Vulcan Materials Com		641.55				
I-21212032253	Vulcan Materials Company	R	4/15/2016			020979		
560 4320.531100.00	Supplies	Vulcan Materials Com		428.50				1,070.05
000196	Georgia Management Agency, Inc							
I-590992	Georgia Management Agency, Inc	R	4/15/2016			020980		
100 4200.522200.03	R&M - Traffic Signals	Georgia Management A		36,844.93				36,844.93
000206	Georgia Power							
I-Mar-16	Georgia Power	R	4/15/2016			020981		
100 4100.531230.00	Electricity	Georgia Power		38,280.02				
100 6200.531230.00	Utilities	Georgia Power		6,994.48				45,274.50
000210	Rotary Club of Dunwoody, GA In							
I-3705	Rotary Club of Dunwoody, GA In	R	4/15/2016			020982		
100 3200.523600.00	Dues & Fees	Rotary Club of Dunwo		302.00				302.00
000269	DeKalb County Georgia							
I-6305611 3.22.16	DeKalb County Georgia	R	4/15/2016			020983		
100 6200.531230.00	Utilities	DeKalb County Georgi		142.14				
I-6305655 3.22.16	DeKalb County Georgia	R	4/15/2016			020983		
100 6200.531230.00	Utilities	DeKalb County Georgi		158.30				
I-6305677 3.22.16	DeKalb County Georgia	R	4/15/2016			020983		
100 6200.531230.00	Utilities	DeKalb County Georgi		20.19				320.63

VENDOR SET: 01 City of Dunwoody, GA  
 BANK: 03 Suntrust Disbursement Acc  
 DATE RANGE: 4/01/2016 THRU 5/31/2016

VENDOR I.D.	NAME	STATUS	CHECK DATE	AMOUNT	DISCOUNT	CHECK NO	CHECK STATUS	CHECK AMOUNT
001009	Kimley-Horn and Associates, In							
I-7479681	Kimley-Horn and Associates, In	R	4/15/2016			020984		
350 4200.541400.00	Infrastructure			Kimley-Horn and Asso	6,801.74			6,801.74
001023	Victoria Clearfield							
I-4.6.16	Victoria Clearfield	R	4/15/2016			020985		
100 2650.521300.00	Technical Svcs			Victoria Clearfield	240.00			240.00
001328	LexisNexis Risk Solutions, Inc							
I-1502895-20160331	LexisNexis Risk Solutions, Inc	R	4/15/2016			020986		
100 1516.521300.00	Technical Services			LexisNexis Risk Solu	50.00			50.00
001333	E. Harriman Construction, Inc.							
I-33116	E. Harriman Construction, Inc.	R	4/15/2016			020987		
100 6200.522200.06	R&M-Parks			E. Harriman Construc	2,596.00			2,596.00
001385	Wolverton and Associates, Inc.							
I-42381	IRFP 15-03	R	4/15/2016			020988		
350 4200.541400.00	Infrastructure			IRFP 15-03	7,685.76			7,685.76
001480	Interdev, LLC							
I-refund	Interdev, LLC	R	4/15/2016			020989		
100 0000.316100.00	Business & Occupation Tax			Interdev, LLC	127.85			127.85
001508	Atlanta Business Chronicle							
I-20214	Atlanta Business Chronicle	R	4/15/2016			020990		
100 1570.523300.00	Advertising			Atlanta Business Chr	2,875.00			
100 7500.523300.00	Advertising			Atlanta Business Chr	2,875.00			5,750.00
001528	GRT Systems Inc dba N American							
I-113198	GRT Systems Inc dba N American	R	4/15/2016			020991		
100 6200.522200.06	R&M-Parks			GRT Systems Inc dba	597.85			
I-113739	GRT Systems Inc dba N American	R	4/15/2016			020991		
100 6200.522200.06	R&M-Parks			GRT Systems Inc dba	340.00			937.85
001539	Dunwoody Baptist Church							
I-#100	Dunwoody Baptist Church	R	4/15/2016			020992		
100 0000.122500.03	Deferred Rev-Conference			Dunwoody Baptist Chu	1,000.00			1,000.00
001542	Southeastern Engineering Inc (							
I-17399	Southeastern Engineering Inc (	R	4/15/2016			020993		
350 4200.541400.00	Infrastructure			Southeastern Enginee	1,250.00			1,250.00

VENDOR SET: 01 City of Dunwoody, GA  
 BANK: 03 Suntrust Disbursement Acc  
 DATE RANGE: 4/01/2016 THRU 5/31/2016

VENDOR I.D.	NAME	STATUS	CHECK DATE	AMOUNT	DISCOUNT	CHECK NO	CHECK STATUS	CHECK AMOUNT
001549	Gas South, LLC							
I-3.22.16	Gas South, LLC	R	4/15/2016			020994		
100 6200.531230.00	Utilities	Gas South, LLC		676.55				676.55
001565	Georgia Development Partners,							
I-Pay App 1 CD Pede	CD Sidewalks & Bike Lanes	R	4/15/2016			020995		
350 4200.541400.00	Infrastructure	CD Sidewalks & Bike		66,319.52				
I-Pay App 4	Peachford Rd Sidewalk	R	4/15/2016			020995		
350 4200.541400.00	Infrastructure	Peachford Rd Sidewal		7,800.00				
I-Pay Appl 1	Manget sidewalk demo	R	4/15/2016			020995		
350 4200.541400.00	Infrastructure	Manget sidewalk demo		10,909.45				85,028.97
001650	American United Life Insurance							
I-20160301AR01	American United Life Insurance	R	4/15/2016			020996		
100 1540.523600.00	Dues & Fees	American United Life		312.50				312.50
001719	Perimeter Community Improvemen							
I-PCID 12876 (17)	Perimeter Community Improvemen	R	4/15/2016			020997		
250 4005.541400.14	Commuter Trail-Infrastructure	Perimeter Community		10,980.62				10,980.62
001766	Office Furniture Expo							
I-184149	Office Furniture Expo	R	4/15/2016			020998		
100 1565.531600.00	Small Equipment	Office Furniture Exp		200.00				200.00
001784	Peak Democracy, Inc.							
I-720	Peak Democracy, Inc.	R	4/15/2016			020999		
100 1570.521300.00	Technical Services	Peak Democracy, Inc.		2,250.00				2,250.00
001787	Optech RWM, LLC							
I-D0316	Optech RWM, LLC	R	4/15/2016			021000		
100 6200.522200.06	R&M-Parks	Optech RWM, LLC		50,577.58				
100 4200.522200.05	R&M - Right of Way Maint	Optech RWM, LLC		14,208.33				64,785.91
001795	ABM Janitorial Services - Sout							
I-9300450	ABM Janitorial Services - Sout	R	4/15/2016			021001		
100 3200.522200.00	Repairs & Maintenance	ABM Janitorial Servi		418.75				
I-9300451	ABM Janitorial Services - Sout	R	4/15/2016			021001		
100 1565.522200.00	Repairs & Maintenance	ABM Janitorial Servi		325.00				743.75
001801	Creative Impressions, LLC							
I-1886	Creative Impressions, LLC	R	4/15/2016			021002		
100 6200.531600.00	Small Equipment	Creative Impressions		5,550.00				5,550.00

VENDOR SET: 01 City of Dunwoody, GA  
 BANK: 03 Suntrust Disbursement Acc  
 DATE RANGE: 4/01/2016 THRU 5/31/2016

VENDOR I.D.	NAME	STATUS	CHECK DATE	AMOUNT	DISCOUNT	CHECK NO	CHECK STATUS	CHECK AMOUNT
001820	Sharon Dickson, LLC							
I-033116	Sharon Dickson, LLC	R	4/15/2016			021003		
100 2650.521200.00	Prof Svcs	Sharon Dickson, LLC		1,200.00				1,200.00
001882	Moreland Altobelli Associates,							
I-6	Moreland Altobelli Associates,	R	4/15/2016			021004		
560 4320.521200.09	Prof Svcs-Stormwater	Moreland Altobelli A		1,050.00				1,050.00
001888	GS Construction, Inc.							
I-Pay App #11 Water	GS Construction, Inc.	R	4/15/2016			021005		
350 4200.541400.00	Infrastructure	GS Construction, Inc		42,685.00				42,685.00
001898	Integrated Construction & Nobi							
I-Pay App 10	Integrated Construction & Nobi	R	4/15/2016			021006		
350 6200.541200.00	Site improvements	Integrated Construct		217,023.63				217,023.63
001899	EasyVote Solutions, LLC							
I-INV 16108	EasyVote Solutions, LLC	R	4/15/2016			021007		
100 1330.522200.00	Repairs & Maintenance	EasyVote Solutions,		2,500.00				2,500.00
001922	Georgia Safe Sidewalks							
I-787	Georgia Safe Sidewalks	R	4/15/2016			021008		
100 4200.522200.02	R&M - Street Maintenance	Georgia Safe Sidewal		1,889.84				1,889.84
001930	Acevedo Interpretation & Media							
I-1044	Acevedo Interpretation & Media	R	4/15/2016			021009		
100 2650.521300.00	Technical Svcs	Acevedo Interpretati		1,560.00				1,560.00
001933	Metro Green Recycling, L.L.C.							
I-18657	Metro Green Recycling, L.L.C.	R	4/15/2016			021010		
100 4200.522200.02	R&M - Street Maintenance	Metro Green Recyclin		40.00				40.00
001943	Doraville Transfer Station dba							
I-QY21743	Doraville Transfer Station dba	R	4/15/2016			021011		
100 4200.522200.02	R&M - Street Maintenance	Doraville Transfer S		2,777.11				2,777.11
001951	Warren Averett, LLC							
I-1122249	Warren Averett, LLC	R	4/15/2016			021012		
100 1512.521200.00	Professional Services	Warren Averett, LLC		4,614.00				4,614.00
001961	ICOR Technology, Inc.							
I-201603313149	ICOR Technology, Inc.	R	4/15/2016			021013		
100 3200.522200.02	Repairs & Maintenance-Vehicle	T5 VIDEO ANTENNA		425.00				
100 3200.522200.02	Repairs & Maintenance-Vehicle	CCU15 POLE COLLAR		59.70				
100 3200.522200.02	Repairs & Maintenance-Vehicle	DVR POWER SUPPLY		245.85				
100 3200.522200.02	Repairs & Maintenance-Vehicle	HWVS VIDEO TRANSMITT		2,705.00				
100 3200.522200.02	Repairs & Maintenance-Vehicle	T5 TURRET PLATE		1,050.00				
100 3200.522200.02	Repairs & Maintenance-Vehicle	TURRET SLIP RING		235.00				

VENDOR SET: 01 City of Dunwoody, GA  
 BANK: 03 Suntrust Disbursement Acc  
 DATE RANGE: 4/01/2016 THRU 5/31/2016

VENDOR I.D.	NAME	STATUS	CHECK DATE	AMOUNT	DISCOUNT	CHECK NO	CHECK STATUS	CHECK AMOUNT
001961	ICOR Technology, Inc. CONT							
I-201603313149	ICOR Technology, Inc.	R	4/15/2016			021013		
100 3200.522200.02	Repairs & Maintenance-Vehicle	TURRET WORM GEAR SHA		155.00				
100 3200.522200.02	Repairs & Maintenance-Vehicle	MK3 REPLACEMENT 12V		192.50				
100 3200.522200.02	Repairs & Maintenance-Vehicle	CCU15 BATTERY MOUNT		152.60				
100 3200.522200.02	Repairs & Maintenance-Vehicle	T5 ARM HARNESS ASSY		553.35				
100 3200.522200.02	Repairs & Maintenance-Vehicle	SLEEVE BEARING		47.65				
100 3200.522200.02	Repairs & Maintenance-Vehicle	CLAW GRIPPER MOUNT		44.60				
100 3200.522200.02	Repairs & Maintenance-Vehicle	CLAW OPEN SHAFT		36.05				
100 3200.522200.02	Repairs & Maintenance-Vehicle	MK3 MOTORIZED TELESC		2,805.00				
100 3200.522200.02	Repairs & Maintenance-Vehicle	THERMAL SWITCH		15.60				
100 3200.522200.02	Repairs & Maintenance-Vehicle	THERMAL SWITCH 125		48.15				
100 3200.522200.02	Repairs & Maintenance-Vehicle	BLIND RIVER DOME HEA		0.10				
100 3200.522200.02	Repairs & Maintenance-Vehicle	CLAW MOTOR LEAD SCRE		42.70				
100 3200.522200.02	Repairs & Maintenance-Vehicle	BEARING BLOCK		68.15				
100 3200.522200.02	Repairs & Maintenance-Vehicle	SHCS M3 X 0.5 X 8MM		0.60				
100 3200.522200.02	Repairs & Maintenance-Vehicle	PLANETARY 30 MM		98.00				
100 3200.522200.02	Repairs & Maintenance-Vehicle	BB .472 X .827 X .19		21.80				
100 3200.522200.02	Repairs & Maintenance-Vehicle	RETAINING RING 21MM		7.15				
100 3200.522200.02	Repairs & Maintenance-Vehicle	CAILBER T5 24V BATT		1,570.00				
100 3200.522200.02	Repairs & Maintenance-Vehicle	LABOUR HOURS		1,930.00				12,509.55
001971	Claimfox, Inc.							
I-27129841	Claimfox, Inc.	R	4/15/2016			021014		
100 3200.521300.00	Technical Svcs	Claimfox, Inc.		42.80				42.80
001972	Bob Barker Company, Inc.							
I-NC1001281663	Bob Barker Company, Inc.	R	4/15/2016			021015		
100 3200.522200.02	Repairs & Maintenance-Vehicle	Bob Barker Company,		78.23				78.23
1	Perimeter Search Group							
I-#1528 refund	Perimeter Search Group:	R	4/15/2016			021016		
100 0000.316100.00	Business & Occupation Tax	Perimeter Search Gro		1,611.48				1,611.48
1	Deluxe Financial Services LLC							
I-#5182 refund	Deluxe Financial Services LLC:	R	4/15/2016			021017		
100 0000.316100.00	Business & Occupation Tax	Deluxe Financial Ser		4,283.59				4,283.59
1	Stuart Mechanical Services							
I-2016-11552	Stuart Mechanical Services:	R	4/15/2016			021018		
100 0000.323100.00	Bldg Structures & Equipment	Stuart Mechanical Se		30.00				30.00
1	Aspire Residence Home Builder							
I-BL denied refund	Aspire Residence Home Builder:	R	4/15/2016			021019		
100 0000.316100.00	Business & Occupation Tax	Aspire Residence Hom		404.20				404.20



VENDOR SET: 01 City of Dunwoody, GA  
 BANK: 03 Suntrust Disbursement Acc  
 DATE RANGE: 4/01/2016 THRU 5/31/2016

VENDOR I.D.	NAME	STATUS	CHECK DATE	AMOUNT	DISCOUNT	CHECK NO	CHECK STATUS	CHECK AMOUNT
1	Nancy Bustamante							
	I-Const repairs/exp		R 4/15/2016			021020		
	560 4320.522200.00	Repairs & Maintenance	Nancy Bustamante:	590.00				590.00
1	Jan Concepcion							
	I-DEP REFUND		R 4/15/2016			021021		
	100 0000.127103.00	Special Event Sign Dep Payable	Jan Concepcion:	250.00				
	100 0000.347900.00	Pavilion Rentals	Jan Concepcion:	400.00				
	100 0000.321900.01	Other Licenses and permits	Jan Concepcion:	400.00				1,050.00
1	MJCCA							
	I-Permit fee refund		R 4/15/2016			021022		
	100 0000.321900.01	Other Licenses and permits	MJCCA:	1,100.00				1,100.00
1	Am Yisrael Chai							
	I-Sign dep refund #3		R 4/15/2016			021023		
	100 0000.127103.00	Special Event Sign Dep Payable	Am Yisrael Chai:	250.00				
	100 0000.347900.00	Pavilion Rentals	Am Yisrael Chai:	600.00				
	100 0000.321900.01	Other Licenses and permits	Am Yisrael Chai:	600.00				1,450.00
1	1st Security Bank							
	I-Subpoena inv		R 4/15/2016			021024		
	100 3200.521300.00	Technical Svcs	1st Security Bank:	44.50				44.50
1	M Tech Systems USA Inc							
	I-Tax class refund 2		R 4/15/2016			021025		
	100 0000.316100.00	Business & Occupation Tax	M Tech Systems USA I	452.62				452.62
1	Cory Betterson							
	I-notary exp reimb		R 4/15/2016			021026		
	100 1512.523700.00	Education & Training	Cory Betterson:	37.00				
	100 1512.523500.00	Travel	Cory Betterson:	6.00				
	100 1512.531100.00	Supplies	Cory Betterson:	53.49				
	100 1512.523500.00	Travel	Cory Betterson:	9.20				105.69
1	Crystal Lee							
	I-pav refund		R 4/15/2016			021027		
	100 0000.347900.00	Pavilion Rentals	Crystal Lee:	100.00				100.00
1	Filevision LLC							
	I-refund closed busi		R 4/15/2016			021028		
	100 0000.316100.00	Business & Occupation Tax	Filevision LLC:	174.51				174.51

VENDOR SET: 01 City of Dunwoody, GA  
 BANK: 03 Suntrust Disbursement Acc  
 DATE RANGE: 4/01/2016 THRU 5/31/2016

VENDOR I.D.	NAME	STATUS	CHECK DATE	AMOUNT	DISCOUNT	CHECK NO	CHECK STATUS	CHECK AMOUNT
1	Blue Twigs Consulting							
I-sign refund	Blue Twigs Consulting:	R	4/15/2016			021029		
100 0000.127103.00	Special Event Sign Dep Payable	Blue Twigs Consultin		100.00				
100 0000.347900.00	Pavilion Rentals	Blue Twigs Consultin		400.00				
100 0000.321900.01	Other Licenses and permits	Blue Twigs Consultin		400.00				900.00
1	Bucher + Suter, Inc.							
I-tax class refund 1	Bucher + Suter, Inc.:	R	4/15/2016			021030		
100 0000.316100.00	Business & Occupation Tax	Bucher + Suter, Inc.		87.67				87.67
000008	CIT Technology Fin Serv Inc							
I-28483968	CIT Technology Fin Serv Inc	R	4/29/2016			021031		
100 1565.522300.00	Rentals	CIT Technology Fin S		733.00				733.00
000074	Standard Insurance							
I-May-16	Standard Insurance	R	4/29/2016			021032		
100 1320.512100.00	Group Insurance	Standard Insurance		325.09				
100 1330.512100.00	Group Insurance	Standard Insurance		116.99				
100 1511.512100.00	Group Insurance	Standard Insurance		176.16				
100 4100.512100.00	Group Insurance	Standard Insurance		153.07				
100 1540.512100.00	Group Insurance	Standard Insurance		177.72				
100 2650.512100.00	Group Insurance	Standard Insurance		231.67				
100 3200.512100.00	Group Insurance	Standard Insurance		4,659.63				
100 6200.512100.00	Group Insurance	Standard Insurance		130.57				
100 7000.512100.00	Group Insurance	Standard Insurance		148.02				
100 7500.512100.00	Group Insurance	Standard Insurance		125.36				6,244.28
000129	Verizon Wireless Services LLC							
I-9763755512	Verizon Wireless Services LLC	R	4/29/2016			021033		
100 1535.523200.00	Communications	Verizon Wireless Ser		76.02				
100 1110.523200.00	Communications	Verizon Wireless Ser		44.80				
100 1320.523200.00	Communications	Verizon Wireless Ser		137.98				
100 1330.523200.00	Communications	Verizon Wireless Ser		82.81				
100 1511.523200.00	Communications	Verizon Wireless Ser		92.81				
100 1540.523200.00	Communications	Verizon Wireless Ser		89.60				
100 2650.523200.00	Communications	Verizon Wireless Ser		44.80				
100 3200.523200.00	Communications	Verizon Wireless Ser		5,843.11				
100 4100.523200.00	Communications	Verizon Wireless Ser		82.81				
100 6200.523200.00	Communications	Verizon Wireless Ser		44.80				
100 7000.523200.00	Communications	Verizon Wireless Ser		89.60				
100 7500.523200.00	Communications	Verizon Wireless Ser		44.80				6,673.94
000149	AT&T							
I-04.04.16	AT&T	R	4/29/2016			021034		
100 1535.523200.00	Communications	AT&T		153.17				153.17

VENDOR SET: 01 City of Dunwoody, GA  
 BANK: 03 Suntrust Disbursement Acc  
 DATE RANGE: 4/01/2016 THRU 5/31/2016

VENDOR I.D.	NAME	STATUS	CHECK DATE	AMOUNT	DISCOUNT	CHECK NO	CHECK STATUS	CHECK AMOUNT
000163	Metro Materials Inc.							
I-43690	Metro Materials Inc.	R	4/29/2016			021035		
100 4200.531100.00	Supplies		Metro Materials Inc.	2,876.64				
I-43780	Metro Materials Inc.	R	4/29/2016			021035		
100 4200.531100.00	Supplies		Metro Materials Inc.	995.59				
I-43891	Metro Materials Inc.	R	4/29/2016			021035		
100 4200.531100.00	Supplies		Metro Materials Inc.	707.57				4,579.80
000165	Vulcan Materials Company							
I-11603852	Vulcan Materials Company	R	4/29/2016			021036		
100 4200.522200.02	R&M - Street Maintenance		Vulcan Materials Com	1,067.07				
I-21212032698	Vulcan Materials Company	R	4/29/2016			021036		
560 4320.531100.00	Supplies		Vulcan Materials Com	526.25				
I-21212033172	Vulcan Materials Company	R	4/29/2016			021036		
560 4320.531100.00	Supplies		Vulcan Materials Com	457.00				2,050.32
000196	Georgia Management Agency, Inc							
I-59120	Georgia Management Agency, Inc	R	4/29/2016			021037		
100 4200.522200.02	R&M - Street Maintenance		Georgia Management A	34,156.60				
560 4320.522200.00	Repairs & Maintenance		Georgia Management A	26,315.10				60,471.70
000211	GIRMA							
I-243547	GIRMA	R	4/29/2016			021038		
100 3200.523100.01	Claims		GIRMA	1,081.44				1,081.44
000211	GIRMA							
I-243644	GIRMA	R	4/29/2016			021039		
100 3200.523100.01	Claims		GIRMA	956.75				956.75
000228	Wildcat Striping and Sealing C							
I-55483	Striping work	R	4/29/2016			021040		
350 4200.522200.00	Repairs & Maintenance		CD SB at Ashford Cen	5,291.00				
I-55484	Striping work	R	4/29/2016			021040		
350 4200.522200.00	Repairs & Maintenance		CD SB at Ashford Cen	1,534.00				6,825.00
000236	Precision Delta Corporation							
I-5864	Precision Delta Corporation	R	4/29/2016			021041		
100 3200.531100.02	Supplies-Firearms		Precision Delta Corp	10,960.36				10,960.36
000269	DeKalb County Georgia							
I-6698863 4.416	DeKalb County Georgia	R	4/29/2016			021042		
100 6200.531230.00	Utilities		DeKalb County Georgi	58.97				
I-6780595 3.25.16	DeKalb County Georgia	R	4/29/2016			021042		
100 6200.531230.00	Utilities		DeKalb County Georgi	64.94				123.91

VENDOR SET: 01 City of Dunwoody, GA  
 BANK: 03 Suntrust Disbursement Acc  
 DATE RANGE: 4/01/2016 THRU 5/31/2016

VENDOR I.D.	NAME	STATUS	CHECK DATE	AMOUNT	DISCOUNT	CHECK NO	CHECK STATUS	CHECK AMOUNT
000300	Smyrna Police Distributors, In							
I-24166	Smyrna Police Distributors, In	R	4/29/2016			021043		
100 3200.531100.03	Supplies-Uniforms		Smyrna Police Distri	99.95				99.95
000307	DeKalb County District Attorne							
I-14CV11982-9	DeKalb County District Attorne	R	4/29/2016			021044		
212 0000.351320.00	Cash Confiscation		DeKalb County Distri	80.00				
212 0000.351320.00	Cash Confiscation		DeKalb County Distri	1,633.44				1,713.44
001009	Kimley-Horn and Associates, In							
I-7576706-Balance	Kimley-Horn and Associates, In	R	4/29/2016			021045		
350 4200.541400.00	Infrastructure		Kimley-Horn and Asso	5,127.95				
I-7667555	Kimley-Horn and Associates, In	R	4/29/2016			021045		
350 4200.541400.00	Infrastructure		Kimley-Horn and Asso	11,157.71				16,285.66
001026	Guardian - Appleton							
I-May-16	Guardian - Appleton	R	4/29/2016			021046		
100 1110.512100.00	Group Insurance		Guardian - Appleton	365.23				
100 1320.512100.00	Group Insurance		Guardian - Appleton	245.87				
100 1330.512100.00	Group Insurance		Guardian - Appleton	78.41				
100 1511.512100.00	Group Insurance		Guardian - Appleton	143.41				
100 4100.512100.00	Group Insurance		Guardian - Appleton	143.41				
100 1540.512100.00	Group Insurance		Guardian - Appleton	115.84				
100 2650.512100.00	Group Insurance		Guardian - Appleton	218.30				
100 3200.512100.00	Group Insurance		Guardian - Appleton	5,555.39				
100 6200.512100.00	Group Insurance		Guardian - Appleton	143.41				
100 7000.512100.00	Group Insurance		Guardian - Appleton	143.41				
100 7500.512100.00	Group Insurance		Guardian - Appleton	102.46				7,255.14
001075	Southtrac, Inc							
I-3977	Southtrac, Inc	R	4/29/2016			021047		
100 1110.531100.00	Supplies		Southtrac, Inc	120.00				
100 1110.531100.00	Supplies		Southtrac, Inc	158.00				
100 1110.531100.00	Supplies		Southtrac, Inc	68.00				
100 1110.531100.00	Supplies		Southtrac, Inc	186.00				
100 1110.531100.00	Supplies		Southtrac, Inc	100.00				
100 1110.531100.00	Supplies		Southtrac, Inc	180.00				
100 1110.531100.00	Supplies		Southtrac, Inc	30.00				
100 1320.531100.00	Supplies		Southtrac, Inc	306.00				
100 7000.531100.00	Supplies		Southtrac, Inc	156.00				
100 7500.531100.00	Supplies		Southtrac, Inc	26.00				
100 6200.531100.00	Supplies		Southtrac, Inc	154.00				
100 4100.531100.00	Supplies		Southtrac, Inc	32.00				
100 3200.531100.00	Supplies-General		Southtrac, Inc	108.00				
100 0000.111900.00	Accounts Receivable		Southtrac, Inc	766.00				
100 0000.111900.00	Accounts Receivable		Southtrac, Inc	450.00				
100 0000.111900.00	Accounts Receivable		Southtrac, Inc	406.00				
100 0000.111900.00	Accounts Receivable		Southtrac, Inc	450.00				

VENDOR SET: 01 City of Dunwoody, GA  
 BANK: 03 Suntrust Disbursement Acc  
 DATE RANGE: 4/01/2016 THRU 5/31/2016

VENDOR I.D.	NAME	STATUS	CHECK DATE	AMOUNT	DISCOUNT	CHECK NO	CHECK STATUS	CHECK AMOUNT
001075	Southtrac, Inc	CONT						
I-3977	Southtrac, Inc	R	4/29/2016			021047		
100 0000.111900.00	Accounts Receivable	Southtrac, Inc		160.00				3,856.00
001097	US Department of Homeland Secu							
I-SAVE-364002	US Department of Homeland Secu	R	4/29/2016			021048		
100 1516.521300.00	Technical Services	US Department of Hom		25.00				25.00
001275	LMI Systems, Inc							
I-1065451	LMI Systems, Inc	R	4/29/2016			021049		
100 6200.522200.06	R&M-Parks	LMI Systems, Inc		434.00				
I-1065536	LMI Systems, Inc	R	4/29/2016			021049		
100 6200.522200.06	R&M-Parks	LMI Systems, Inc		1,577.20				
I-1065622	LMI Systems, Inc	R	4/29/2016			021049		
100 6200.522200.06	R&M-Parks	LMI Systems, Inc		2,864.10				4,875.30
001333	E. Harriman Construction, Inc.							
I-30216	E. Harriman Construction, Inc.	R	4/29/2016			021050		
100 6200.522200.06	R&M-Parks	E. Harriman Construc		24,774.00				
I-30216.2	E. Harriman Construction, Inc.	R	4/29/2016			021050		
100 6200.522200.06	R&M-Parks	E. Harriman Construc		7,052.00				
I-30216.3	E. Harriman Construction, Inc.	R	4/29/2016			021050		
350 1565.541300.00	Buildings	E. Harriman Construc		17,500.00				
I-32516	E. Harriman Construction, Inc.	R	4/29/2016			021050		
100 6200.522200.06	R&M-Parks	E. Harriman Construc		7,000.00				56,326.00
001414	Geo-Hydro Engineers, Inc.							
I-51650	Geo-Hydro Engineers, Inc.	R	4/29/2016			021051		
350 6200.521200.00	Professional Services	Geo-Hydro Engineers,		678.20				678.20
001426	A&A Plumbing							
I-648	A&A Plumbing	R	4/29/2016			021052		
100 6200.522200.06	R&M-Parks	A&A Plumbing		25,500.00				25,500.00
001429	Hardy Chevrolet							
I-201604153161	Hardy Chevrolet	R	4/29/2016			021053		
350 3200.542000.00	Machinery & Equipment			207,096.00				207,096.00
001444	Kenneth Wickham							
I-4.13.16	Kenneth Wickham	R	4/29/2016			021054		
100 2650.521200.00	Prof Svcs	Kenneth Wickham		400.00				400.00
001457	Peace Officers Association of							
I-4-16 New Membershi	Peace Officers Association of	R	4/29/2016			021055		
100 3200.523600.00	Dues & Fees	Peace Officers Assoc		20.00				
100 3200.523600.00	Dues & Fees	Peace Officers Assoc		20.00				40.00

VENDOR SET: 01 City of Dunwoody, GA

BANK: 03 Suntrust Disbursement Acc

DATE RANGE: 4/01/2016 THRU 5/31/2016

VENDOR I.D.	NAME	STATUS	CHECK DATE	AMOUNT	DISCOUNT	CHECK NO	CHECK STATUS	CHECK AMOUNT
001477	Gresham, Smith and Partners							
I-693632	Gresham, Smith and Partners	R	4/29/2016			021056		
350 4100.521200.00	Professional Service	Gresham, Smith and P		3,000.00				3,000.00
001492	James Duncan and Associates, I							
I-386-14-16	James Duncan and Associates, I	R	4/29/2016			021057		
100 7000.521200.00	Prof Svcs	James Duncan and Ass		1,520.00				1,520.00
001493	Entek							
I-34705	Entek	R	4/29/2016			021058		
100 1565.522200.00	Repairs & Maintenance	Entek		619.00				619.00
001515	Alex Rubin And Company							
I-1745KING	Alex Rubin And Company	R	4/29/2016			021059		
350 6200.541100.00	Sites	Alex Rubin And Compa		1,500.00				1,500.00
001542	Southeastern Engineering Inc (							
I-17493	Southeastern Engineering Inc (	R	4/29/2016			021060		
350 4200.521200.00	Professional Services	Southeastern Enginee		3,500.00				3,500.00
001565	Georgia Development Partners,							
I-Pay Appli 1	5113 Meadowcreek Drive	R	4/29/2016			021061		
560 4320.522200.00	Repairs & Maintenance	5113 Meadowcreek Dri		29,785.16				
I-Pay Appli 3	1368 Martina Drive	R	4/29/2016			021061		
560 4320.522200.00	Repairs & Maintenance	1368 Martina Drive		124,061.58				153,846.74
001597	Joshua B. Crosby							
I-2016 Conference	Joshua B. Crosby	V	4/29/2016			021062		2,700.00
001597	Joshua B. Crosby							
M-CHECK	Joshua B. Crosby	VOIDED V	4/29/2016			021062		2,700.00CR
001601	Elarbee, Thompson, Sapp & Wils							
I-919921	Elarbee, Thompson, Sapp & Wils	R	4/29/2016			021063		
100 1540.521200.00	Professional Services	Elarbee, Thompson, S		6,400.00				6,400.00
001605	Planners & Engineers Collabora							
I-35791	Planners & Engineers Collabora	R	4/29/2016			021064		
560 4320.522200.00	Repairs & Maintenance	Planners & Engineers		2,650.00				2,650.00
001656	De Lage Landen							
I-49892807	De Lage Landen	R	4/29/2016			021065		
100 3200.522300.00	Rentals	De Lage Landen		385.27				385.27

VENDOR SET: 01 City of Dunwoody, GA  
 BANK: 03 Suntrust Disbursement Acc  
 DATE RANGE: 4/01/2016 THRU 5/31/2016

VENDOR I.D.	NAME	STATUS	CHECK DATE	AMOUNT	DISCOUNT	CHECK NO	CHECK STATUS	CHECK AMOUNT
001673	Aerial Innovations of Ga., Inc							
I-47390	Aerial Innovations of Ga., Inc	R	4/29/2016			021066		
100 7000.521300.00	Technical Svcs		Aerial Innovations o	151.89				151.89
001690	Oldcastle Precast Inc.							
I-410134815	Oldcastle Precast Inc.	R	4/29/2016			021067		
560 4320.531100.00	Supplies		Oldcastle Precast In	557.00				557.00
001719	Perimeter Community Improvemen							
I-PCID 12876 (18)	Perimeter Community Improvemen	R	4/29/2016			021068		
250 4005.541400.14	Commuter Trail-Infrastructure		Perimeter Community	2,582.44				2,582.44
001727	Willmer Engineering, Inc.							
I-95650	Willmer Engineering, Inc.	R	4/29/2016			021069		
350 4200.541400.00	Infrastructure		Willmer Engineering,	553.30				553.30
001732	AT&T Mobility II LLC							
I-070155-0116	AT&T Mobility II LLC	R	4/29/2016			021070		
215 3800.523200.00	Communications		AT&T Mobility II LLC	5,499.60				5,499.60
001739	Kelly Michael Hundley, LLC							
I-439	Kelly Michael Hundley, LLC	R	4/29/2016			021071		
100 7000.521200.00	Prof Svcs		Kelly Michael Hundle	2,250.00				2,250.00
001750	Riley McLendon, LLC II							
I-Parcel 13	Riley McLendon, LLC II	R	4/29/2016			021072		
350 4200.541400.00	Infrastructure		Riley McLendon, LLC	500.00				500.00
001756	Georgia Snacks							
I-146	Georgia Snacks	R	4/29/2016			021073		
100 1540.512900.01	OEB: Wellness		Georgia Snacks	800.00				800.00
001766	Office Furniture Expo							
I-182969a	Office Furniture Expo	R	4/29/2016			021074		
100 1565.522200.00	Repairs & Maintenance		Office Furniture Exp	380.00				
I-182969b	Office Furniture Expo	R	4/29/2016			021074		
100 1565.522200.00	Repairs & Maintenance		Office Furniture Exp	380.00				
I-183922	Office Furniture Expo	R	4/29/2016			021074		
350 1565.531600.00	Small Equipment		Office Furniture Exp	522.00				1,282.00
001817	Dekalb County Probate Court							
I-4.15.16	Dekalb County Probate Court	R	4/29/2016			021075		
100 3200.523600.00	Dues & Fees		Dekalb County Probat	20.00				20.00

VENDOR SET: 01 City of Dunwoody, GA  
 BANK: 03 Suntrust Disbursement Acc  
 DATE RANGE: 4/01/2016 THRU 5/31/2016

VENDOR I.D.	NAME	STATUS	CHECK DATE	AMOUNT	DISCOUNT	CHECK NO	CHECK STATUS	CHECK AMOUNT
001834	Pyramid Printing, Inc. dba Mou							
I-38905	Pyramid Printing, Inc. dba Mou	R	4/29/2016			021076		
100 1570.523400.00	Printing and Binding	Pyramid Printing, In		10,621.74				10,621.74
001855	Adapture Technology Group LLC							
I-AS010891	Adapture Technology Group LLC	R	4/29/2016			021077		
350 1535.542000.00	Machinery & Equipment	Adapture Technology		4,296.00				4,296.00
001868	American Heritage Life Insuran							
I-APR-16	American Heritage Life Insuran	R	4/29/2016			021078		
100 0000.121300.18	Allstate Payable	American Heritage Li		1,783.44				1,783.44
001880	Autaco Development, LLC							
I-1745	Autaco Development, LLC	R	4/29/2016			021079		
100 4200.522200.02	R&M - Street Maintenance	Autaco Development,		3,431.41				
I-1746	Autaco Development, LLC	R	4/29/2016			021079		
100 4200.522200.02	R&M - Street Maintenance	Autaco Development,		8,622.47				12,053.88
001882	Moreland Altobelli Associates,							
I-5	Moreland Altobelli Associates,	R	4/29/2016			021080		
560 4320.521200.09	Prof Svcs-Stormwater	Moreland Altobelli A		700.00				700.00
001888	GS Construction, Inc.							
I-PAY APP #12 ROAD	GS Construction, Inc.	R	4/29/2016			021081		
350 4200.541400.00	Infrastructure	GS Construction, Inc		39,240.47				
I-PAY APP #12 WATER	GS Construction, Inc.	R	4/29/2016			021081		
350 4200.541400.00	Infrastructure	GS Construction, Inc		26,992.00				
I-PAY APP #2 WATER	GS Construction, Inc.	R	4/29/2016			021081		
350 4200.541400.00	Infrastructure	GS Construction, Inc		260,692.20				
I-PAY APP 1 WATER	GS Construction, Inc.	R	4/29/2016			021081		
350 4200.541400.00	Infrastructure	GS Construction, Inc		157,847.40				
I-PAY APP 13 ROAD	GS Construction, Inc.	R	4/29/2016			021081		
350 4200.541400.00	Infrastructure	GS Construction, Inc		6,939.00				
350 4200.541400.00	Infrastructure	GS Construction, Inc		24,390.00				516,101.07
001922	Georgia Safe Sidewalks							
I-788	Georgia Safe Sidewalks	R	4/29/2016			021082		
100 4200.522200.02	R&M - Street Maintenance	Georgia Safe Sidewal		3,099.34				3,099.34
001933	Metro Green Recycling, L.L.C.							
I-18773	Metro Green Recycling, L.L.C.	R	4/29/2016			021083		
100 4200.522200.02	R&M - Street Maintenance	Metro Green Recyclin		20.00				20.00



VENDOR SET: 01 City of Dunwoody, GA  
 BANK: 03 Suntrust Disbursement Acc  
 DATE RANGE: 4/01/2016 THRU 5/31/2016

VENDOR I.D.	NAME	STATUS	CHECK DATE	AMOUNT	DISCOUNT	CHECK NO	CHECK STATUS	CHECK AMOUNT
001943	Doraville Transfer Station dba							
I-QY21847	Doraville Transfer Station dba	R	4/29/2016			021084		
100 4200.522200.02	R&M - Street Maintenance		Doraville Transfer S	1,841.66				1,841.66
001944	GreenPlay, LLC							
I-5416	GreenPlay, LLC	R	4/29/2016			021085		
100 6200.521200.00	Professional Services		GreenPlay, LLC	8,475.00				8,475.00
001959	Thomas Concrete of Georgia, In							
I-2012723	Thomas Concrete of Georgia, In	R	4/29/2016			021086		
560 4320.531100.00	Supplies		Thomas Concrete of G	607.50				607.50
001974	DeKalb Medical Center, Inc.							
I-391	DeKalb Medical Center, Inc.	R	4/29/2016			021087		
100 3200.521200.00	Prof Svcs		DeKalb Medical Cente	65.00				65.00
001975	Felipe Buccianti dba Launchpad							
I-1601	Felipe Buccianti dba Launchpad	R	4/29/2016			021088		
100 3200.521200.00	Prof Svcs		Felipe Buccianti dba	1,870.00				1,870.00
001976	GT Distributors of Georgia							
I-INV000199123	GT Distributors of Georgia	R	4/29/2016			021089		
100 3200.531600.00	Small Equipment		GT Distributors of G	1,896.00				1,896.00
1	KENSINGTON INDUSTRIES INC							
I-#0163 BL CREDIT	KENSINGTON INDUSTRIES INC:	R	4/29/2016			021090		
100 0000.316100.00	Business & Occupation Tax		KENSINGTON INDUSTRIE	853.15				853.15
1	WELLS FARGO ADVISORS LLC							
I-#5038 BL CREDIT	WELLS FARGO ADVISORS LLC:	R	4/29/2016			021091		
100 0000.316100.00	Business & Occupation Tax		WELLS FARGO ADVISORS	125.00				125.00
1	SEDKI & RUSS ENGINEERS, INC							
I-#5331 BL CREDIT	SEDKI & RUSS ENGINEERS, INC:	R	4/29/2016			021092		
100 0000.316100.00	Business & Occupation Tax		SEDKI & RUSS ENGINEE	15.60				15.60
1	THE GC NET LEASE INVESTORS							
I-#5896 BL CREDIT	THE GC NET LEASE INVESTORS:	R	4/29/2016			021093		
100 0000.316100.00	Business & Occupation Tax		THE GC NET LEASE INV	2,227.83				2,227.83
1	THE GC NET LEASE INVESTORS							
I-#5897 BL CREDIT	THE GC NET LEASE INVESTORS:	R	4/29/2016			021094		
100 0000.316100.00	Business & Occupation Tax		THE GC NET LEASE INV	967.13				967.13

VENDOR SET: 01 City of Dunwoody, GA  
 BANK: 03 Suntrust Disbursement Acc  
 DATE RANGE: 4/01/2016 THRU 5/31/2016

VENDOR I.D.	NAME	STATUS	CHECK DATE	AMOUNT	DISCOUNT	CHECK NO	CHECK STATUS	CHECK AMOUNT
1	TRATON HOMES LLC							
I-BOND REFUND	TRATON HOMES LLC:	R	4/29/2016			021095		
100 0000.127102.00	Bonding Escrows Payable	TRATON HOMES LLC:		1,756.08				1,756.08
1	GA-FBINAA Summer Confer 2016							
I-GA-FBINAA REGISTRA	GA-FBINAA Summer Confer 2016:	R	4/29/2016			021096		
100 3200.523700.00	Education & Training	GA-FBINAA Summer Con		285.00				285.00
1	ASHLEY HORNE							
I-LEM DAY EXP REF	ASHLEY HORNE:	R	4/29/2016			021097		
100 1570.531100.00	Supplies	ASHLEY HORNE:		30.25				30.25
1	HOPE FOLLMER							
I-LEM DAY SIG REF	HOPE FOLLMER:	R	4/29/2016			021098		
100 0000.127103.00	Special Event Sign Dep Payable	HOPE FOLLMER:		500.00				500.00
1	EAST WEST BANK							
I-MM ACCOUNT NEW	EAST WEST BANK:	R	4/29/2016			021099		
999 0000.111101.01	East West MM Concentratin Acct	EAST WEST BANK:		5,000,000.00				5,000,000.00
1	AMBER YEARGIN							
I-NOTARY REIM	AMBER YEARGIN:	R	4/29/2016			021100		
100 1330.523600.00	Dues & Fees	AMBER YEARGIN:		37.00				37.00
1	AMBER YEARGIN							
I-NOTARY REIMB	AMBER YEARGIN:	R	4/29/2016			021101		
100 1330.523700.00	Education & Training	AMBER YEARGIN:		10.00				10.00
1	NIKKI WILSON							
I-NOTARY REIMB 2	NIKKI WILSON:	R	4/29/2016			021102		
100 1512.523700.00	Education & Training	NIKKI WILSON:		37.00				
100 1512.523500.00	Travel	NIKKI WILSON:		5.00				
100 1512.531100.00	Supplies	NIKKI WILSON:		52.42				
100 1512.523500.00	Travel	NIKKI WILSON:		8.52				102.94
1	CORPORATE DESIGN							
I-TAX CLASS REFUND 1	CORPORATE DESIGN:	R	4/29/2016			021103		
100 0000.316100.00	Business & Occupation Tax	CORPORATE DESIGN:		28.34				28.34
1	MANAGEMENT CYBERNETICS							
I-TAX CLASS REFUND 2	MANAGEMENT CYBERNETICS:	R	4/29/2016			021104		
100 0000.316100.00	Business & Occupation Tax	MANAGEMENT CYBERNETI		422.55				422.55

VENDOR SET: 01 City of Dunwoody, GA  
 BANK: 03 Suntrust Disbursement Acc  
 DATE RANGE: 4/01/2016 THRU 5/31/2016

VENDOR I.D.	NAME	STATUS	CHECK DATE	AMOUNT	DISCOUNT	CHECK NO	CHECK STATUS	CHECK AMOUNT
1	AIXEM SOFTWARE							
	I-TAX CLASS REFUND 3 AIXEM SOFTWARE:	R	4/29/2016			021105		
	100 0000.316100.00 Business & Occupation Tax	AIXEM SOFTWARE:		52.08				52.08
1	Kennesaw State University							
	I-meal plan reimb Kennesaw State University:	R	4/29/2016			021106		
	100 3200.523500.00 Travel	Kennesaw State Unive		456.00				456.00
001936	Specialized Title Services, In							
	I-TITLE SEARCH Specialized Title Services, In	R	5/05/2016			021107		
	350 1565.541300.00 Buildings	Specialized Title Se		50,000.00				50,000.00
001977	JP MorganChase Bank							
	I-CASE #16-000760 JP MorganChase Bank	R	5/05/2016			021108		
	100 3200.521300.00 Technical Svcs	JP MorganChase Bank		16.56				16.56
1	SEAN LENAHAN							
	I-LECC PER DIEM SEAN LENAHAN:	R	5/09/2016			021109		
	100 3200.523500.00 Travel	SEAN LENAHAN:		191.25				191.25
1	LECC							
	I-LECC TRAINING LECC:	R	5/09/2016			021110		
	100 3200.523700.00 Education & Training	LECC:		150.00				150.00
000021	Employment Screening Services							
	I-304631 Employment Screening Services	R	5/13/2016			021111		
	100 1540.521300.00 Technical Services	Employment Screening		9.00				9.00
000061	Blue Cross Blue Shield							
	I-000714508G Blue Cross Blue Shield	R	5/13/2016			021112		
	100 1110.512100.00 Group Insurance	Blue Cross Blue Shie		3,248.45				
	100 1320.512100.00 Group Insurance	Blue Cross Blue Shie		2,561.85				
	100 1330.512100.00 Group Insurance	Blue Cross Blue Shie		1,075.98				
	100 1511.512100.00 Group Insurance	Blue Cross Blue Shie		1,562.73				
	100 4100.512100.00 Group Insurance	Blue Cross Blue Shie		1,562.73				
	100 1540.512100.00 Group Insurance	Blue Cross Blue Shie		1,588.35				
	100 2650.512100.00 Group Insurance	Blue Cross Blue Shie		2,627.79				
	100 6200.512100.00 Group Insurance	Blue Cross Blue Shie		1,562.73				
	100 7000.512100.00 Group Insurance	Blue Cross Blue Shie		1,562.73				
	100 7500.512100.00 Group Insurance	Blue Cross Blue Shie		999.12				
	100 3200.512100.00 Group Insurance	Blue Cross Blue Shie		60,333.87				78,686.33
000118	Peace Officers'							
	I-May-16 Peace Officers'	R	5/13/2016			021113		
	100 0000.121300.15 POAB Deduction Payable	Peace Officers'		680.00				680.00

VENDOR SET: 01 City of Dunwoody, GA  
 BANK: 03 Suntrust Disbursement Acc  
 DATE RANGE: 4/01/2016 THRU 5/31/2016

VENDOR I.D.	NAME	STATUS	CHECK DATE	AMOUNT	DISCOUNT	CHECK NO	CHECK STATUS	CHECK AMOUNT
000130	Translation Station, INC							
I-58120	Translation Station, INC	R	5/13/2016			021114		
100 2650.521300.00	Technical Svcs	Translation Station,		392.30				392.30
000149	AT&T							
I-04.22.16	AT&T	R	5/13/2016			021115		
100 1535.523200.00	Communications	AT&T		175.67				175.67
000149	AT&T							
I-05.04.16	AT&T	R	5/13/2016			021116		
100 1535.523200.00	Communications	AT&T		151.94				151.94
000150	Fidelity Security Life Insuran							
I-582364	Fidelity Security Life Insuran	R	5/13/2016			021117		
100 0000.121300.12	EE-Vision Payable	Fidelity Security Li		569.29				569.29
000152	Synergistic Software Inc							
I-7668	Synergistic Software Inc	R	5/13/2016			021118		
100 3200.522200.01	Repairs & Maintenance-Software	Synergistic Software		3,000.00				3,000.00
000156	Powell, Hugh R							
I-2074	Powell, Hugh R	R	5/13/2016			021119		
100 2650.521200.00	Prof Svcs	Powell, Hugh R		1,350.00				1,350.00
000160	Georgia Technology Authority							
I-924-660880416	Georgia Technology Authority	R	5/13/2016			021120		
100 3200.521300.00	Technical Svcs	Georgia Technology A		476.40				476.40
000163	Metro Materials Inc.							
I-43976	Metro Materials Inc.	R	5/13/2016			021121		
100 4200.531100.00	Supplies	Metro Materials Inc.		2,148.79				
I-44060	Metro Materials Inc.	R	5/13/2016			021121		
100 4200.531100.00	Supplies	Metro Materials Inc.		1,014.71				3,163.50
000165	Vulcan Materials Company							
I-11636310	Vulcan Materials Company	R	5/13/2016			021122		
560 4320.522200.05	Rep & Maint-Riprap Program	Vulcan Materials Com		543.39				
I-21212034031	Vulcan Materials Company	R	5/13/2016			021122		
560 4320.522200.00	Repairs & Maintenance	Vulcan Materials Com		514.00				
I-21212034283	Vulcan Materials Company	R	5/13/2016			021122		
560 4320.522200.00	Repairs & Maintenance	Vulcan Materials Com		336.00				1,393.39
000196	Georgia Management Agency, Inc							
I-59129	Georgia Management Agency, Inc	R	5/13/2016			021123		
560 4320.522200.00	Repairs & Maintenance	Georgia Management A		25,655.65				
100 4200.522200.02	R&M - Street Maintenance	Georgia Management A		34,120.61				59,776.26

VENDOR SET: 01 City of Dunwoody, GA  
 BANK: 03 Suntrust Disbursement Acc  
 DATE RANGE: 4/01/2016 THRU 5/31/2016

VENDOR I.D.	NAME	STATUS	CHECK DATE	AMOUNT	DISCOUNT	CHECK NO	CHECK STATUS	CHECK AMOUNT
000206	Georgia Power							
I-Apr-16	Georgia Power	R	5/13/2016			021124		
100 4100.531230.00	Electricity	Georgia Power		37,687.15				
100 6200.531230.00	Utilities	Georgia Power		5,825.62				43,512.77
000211	GIRMA							
I-243958	GIRMA	R	5/13/2016			021125		
100 3200.523100.01	Claims	GIRMA		10,000.00				10,000.00
000211	GIRMA							
I-243967	GIRMA	R	5/13/2016			021126		
100 3200.523100.01	Claims	GIRMA		3,795.25				3,795.25
000211	GIRMA							
I-244016	GIRMA	R	5/13/2016			021127		
100 3200.523100.01	Claims	GIRMA		43.25				43.25
000229	Sungard Public Sector Inc							
I-118919	Sungard Public Sector Inc	R	5/13/2016			021128		
100 3200.522200.01	Repairs & Maintenance-Software	Sungard Public Secto		55,499.09				55,499.09
000262	Dunwoody Perimeter Chamber							
I-7577	Dunwoody Perimeter Chamber	R	5/13/2016			021129		
100 7500.523300.00	Advertising	Dunwoody Perimeter C		380.00				380.00
000269	DeKalb County Georgia							
I-6178709 04.26.16	DeKalb County Georgia	R	5/13/2016			021130		
100 6200.531230.00	Utilities	DeKalb County Georgi		5.96				
I-6305611 04.21.16	DeKalb County Georgia	R	5/13/2016			021130		
100 6200.531230.00	Utilities	DeKalb County Georgi		71.21				
I-6305655 04.21.16	DeKalb County Georgia	R	5/13/2016			021130		
100 6200.531230.00	Utilities	DeKalb County Georgi		83.40				
I-6305677 04.21.16	DeKalb County Georgia	R	5/13/2016			021130		
100 6200.531230.00	Utilities	DeKalb County Georgi		9.06				
I-6563314 04.20.16	DeKalb County Georgia	R	5/13/2016			021130		
100 6200.531230.00	Utilities	DeKalb County Georgi		1,396.75				1,566.38
000331	Tyler Technologies, Inc							
I-025-152343	Tyler Technologies, Inc	R	5/13/2016			021131		
100 1512.522200.00	Repairs & Maintenance	Tyler Technologies,		2,750.00				
I-025-153639	Tyler Technologies, Inc	R	5/13/2016			021131		
100 1512.522200.00	Repairs & Maintenance	Tyler Technologies,		21,446.66				
I-025-154191	Tyler Technologies, Inc	R	5/13/2016			021131		
100 2650.522200.00	Repairs & Maintenance	Tyler Technologies,		200.00				24,396.66

VENDOR SET: 01 City of Dunwoody, GA  
 BANK: 03 Suntrust Disbursement Acc  
 DATE RANGE: 4/01/2016 THRU 5/31/2016

VENDOR I.D.	NAME	STATUS	CHECK DATE	AMOUNT	DISCOUNT	CHECK NO	CHECK STATUS	CHECK AMOUNT
001107	TerraMark							
I-T-2014-138-9073	TerraMark	R	5/13/2016			021132		
560 4320.521200.09	Prof Svcs-Stormwater	TerraMark		1,535.00				
I-T2014-138-8867	TerraMark	R	5/13/2016			021132		
560 4320.521200.09	Prof Svcs-Stormwater	TerraMark		8,807.80				10,342.80
001113	Southeast Stormwater Associati							
I-16-17-045	Southeast Stormwater Associati	R	5/13/2016			021133		
560 4320.523600.00	Dues & Fees	Southeast Stormwater		500.00				500.00
001170	Hasley Recreation, Inc.							
I-401	Hasley Recreation, Inc.	R	5/13/2016			021134		
100 6200.522200.06	R&M-Parks	Hasley Recreation, I		8,750.00				8,750.00
001252	SeeClickFix							
I-2015-656	SeeClickFix	R	5/13/2016			021135		
100 4100.521300.00	Technical Services	SeeClickFix		10,500.00				10,500.00
001275	LMI Systems, Inc							
I-1066204	LMI Systems, Inc	R	5/13/2016			021136		
100 6200.522200.06	R&M-Parks	LMI Systems, Inc		561.00				
I-1066254	LMI Systems, Inc	R	5/13/2016			021136		
100 6200.522200.06	R&M-Parks	LMI Systems, Inc		4,889.79				
I-1066373	LMI Systems, Inc	R	5/13/2016			021136		
100 6200.522200.06	R&M-Parks	LMI Systems, Inc		153.00				
I-1066787	LMI Systems, Inc	R	5/13/2016			021136		
100 6200.522200.06	R&M-Parks	LMI Systems, Inc		259.84				5,863.63
001282	United Maintenance, Inc.							
I-237557	United Maintenance, Inc.	R	5/13/2016			021137		
100 6200.522200.06	R&M-Parks	United Maintenance,		717.20				717.20
001328	LexisNexis Risk Solutions, Inc							
I-1502895-20160430	LexisNexis Risk Solutions, Inc	R	5/13/2016			021138		
100 1516.521300.00	Technical Services	LexisNexis Risk Solu		50.00				50.00
001333	E. Harriman Construction, Inc.							
I-16-0314	E. Harriman Construction, Inc.	R	5/13/2016			021139		
100 4100.522200.00	Repairs & Maintenance	E. Harriman Construc		8,256.00				
I-16-0427	E. Harriman Construction, Inc.	R	5/13/2016			021139		
100 6200.522200.06	R&M-Parks	E. Harriman Construc		6,663.00				
I-16-0427-2	E. Harriman Construction, Inc.	R	5/13/2016			021139		
100 6200.522200.06	R&M-Parks	E. Harriman Construc		6,000.00				20,919.00

VENDOR SET: 01 City of Dunwoody, GA  
 BANK: 03 Suntrust Disbursement Acc  
 DATE RANGE: 4/01/2016 THRU 5/31/2016

VENDOR I.D.	NAME	STATUS	CHECK DATE	AMOUNT	DISCOUNT	CHECK NO	CHECK STATUS	CHECK AMOUNT
001345	JEL Consulting Group, LLC							
I-244	JEL Consulting Group, LLC	R	5/13/2016			021140		
100 7500.521200.00	Professional Services	JEL Consulting Group		2,500.00				
I-246	JEL Consulting Group, LLC	R	5/13/2016			021140		
100 7500.521200.00	Professional Services	JEL Consulting Group		2,500.00				5,000.00
001385	Wolverton and Associates, Inc.							
I-42572	IRFP 15-03	R	5/13/2016			021141		
350 4200.541400.00	Infrastructure	IRFP 15-03		10,492.51				10,492.51
001415	Rite Way							
I-381624	Rite Way	R	5/13/2016			021142		
100 6200.522200.06	R&M-Parks	Rite Way		1,621.32				1,621.32
001443	Arborgaurd							
I-77198	Arborgaurd	R	5/13/2016			021143		
560 4320.522200.00	Repairs & Maintenance	Arborgaurd		245.00				245.00
001444	Kenneth Wickham							
I-04/27/16	Kenneth Wickham	R	5/13/2016			021144		
100 2650.521200.00	Prof Svcs	Kenneth Wickham		400.00				400.00
001477	Gresham, Smith and Partners							
I-694581	Gresham, Smith and Partners	R	5/13/2016			021145		
100 4100.521200.00	Prof Svcs	Gresham, Smith and P		2,200.00				2,200.00
001492	James Duncan and Associates, I							
I-386-14-17	James Duncan and Associates, I	R	5/13/2016			021146		
100 7000.521200.00	Prof Svcs	James Duncan and Ass		1,140.00				1,140.00
001549	Gas South, LLC							
I-4.21.16	Gas South, LLC	R	5/13/2016			021147		
100 6200.531230.00	Utilities	Gas South, LLC		547.10				547.10
001565	Georgia Development Partners,							
I-Pay App 5 Final	1368 Martina Drive	R	5/13/2016			021148		
560 4320.522200.00	Repairs & Maintenance	1368 Martina Drive		32,702.57				32,702.57
001641	Dewberry Consultants LLC							
I-1289465	Flood Insurance Rate Maps	R	5/13/2016			021149		
560 4320.521200.09	Prof Svcs-Stormwater	Flood Insurance Rate		640.00				640.00
001645	Hyland Software, Inc.							
I-300320	Hyland Software, Inc.	R	5/13/2016			021150		
100 1330.522200.00	Repairs & Maintenance	Hyland Software, Inc		12,500.99				
I-350161	Hyland Software, Inc.	R	5/13/2016			021150		
100 1330.522200.00	Repairs & Maintenance	Hyland Software, Inc		4,800.00				17,300.99

VENDOR SET: 01 City of Dunwoody, GA  
 BANK: 03 Suntrust Disbursement Acc  
 DATE RANGE: 4/01/2016 THRU 5/31/2016

VENDOR I.D.	NAME	STATUS	CHECK DATE	AMOUNT	DISCOUNT	CHECK NO	CHECK STATUS	CHECK AMOUNT
001656	De Lage Landen							
I-49899371	De Lage Landen	R	5/13/2016			021151		
100 3200.522300.00	Rentals	De Lage Landen		324.61				
I-49899465	De Lage Landen	R	5/13/2016			021151		
100 3200.522300.00	Rentals	De Lage Landen		385.27				
I-49899484	De Lage Landen	R	5/13/2016			021151		
100 3200.522300.00	Rentals	De Lage Landen		385.27				1,095.15
001712	CALYX Engineers and Consultant							
I-2016041-01	CALYX Engineers and Consultant	R	5/13/2016			021152		
350 4200.541400.00	Infrastructure	CALYX Engineers and		1,127.50				
I-2016042-01	CALYX Engineers and Consultant	R	5/13/2016			021152		
350 4200.541400.00	Infrastructure	CALYX Engineers and		850.00				1,977.50
001718	Bisnow LLC							
I-SI-04651	Bisnow LLC	V	5/13/2016			021153		4,000.00
001718	Bisnow LLC							
M-CHECK	Bisnow LLC	VOIDED V	5/13/2016			021153		4,000.00CR
001719	Perimeter Community Improvemen							
I-PCID 12855 (7)	Perimeter Community Improvemen	R	5/13/2016			021154		
250 4002.522200.12	Repairs & Maintenance - PTO	Perimeter Community		52,517.47				
I-PCID 12855 (8)	Perimeter Community Improvemen	R	5/13/2016			021154		
250 4002.522200.12	Repairs & Maintenance - PTO	Perimeter Community		55,162.45				107,679.92
001727	Willmer Engineering, Inc.							
I-95708	Willmer Engineering, Inc.	R	5/13/2016			021155		
350 4200.541400.00	Infrastructure	Willmer Engineering,		1,446.50				1,446.50
001739	Kelly Michael Hundley, LLC							
I-449	Kelly Michael Hundley, LLC	R	5/13/2016			021156		
100 7000.521200.00	Prof Svcs	Kelly Michael Hundle		3,734.85				3,734.85
001750	Riley McLendon, LLC II							
I-Parcel 7(2)	Riley McLendon, LLC II	R	5/13/2016			021157		
350 4200.541400.00	Infrastructure	Riley McLendon, LLC		61,000.00				61,000.00
001756	Georgia Snacks							
I-147	Georgia Snacks	R	5/13/2016			021158		
100 1540.512900.01	OEB: Wellness	Georgia Snacks		925.00				925.00
001807	Atlanta Paint Disposal, LLC							
I-15901	Atlanta Paint Disposal, LLC	R	5/13/2016			021159		
100 7000.521300.00	Technical Svcs	Atlanta Paint Dispos		3,141.63				3,141.63



VENDOR SET: 01 City of Dunwoody, GA  
 BANK: 03 Suntrust Disbursement Acc  
 DATE RANGE: 4/01/2016 THRU 5/31/2016

VENDOR I.D.	NAME	STATUS	CHECK DATE	AMOUNT	DISCOUNT	CHECK NO	CHECK STATUS	CHECK AMOUNT
001820	Sharon Dickson, LLC							
I-04.26.16	Sharon Dickson, LLC	R	5/13/2016			021160		
100 2650.521200.00	Prof Svcs	Sharon Dickson, LLC		800.00				
I-04.26.16 2	Sharon Dickson, LLC	R	5/13/2016			021160		
100 2650.523700.00	Education & Training	Sharon Dickson, LLC		162.50				962.50
001833	Marny Heit							
I-A. BARNES	Marny Heit	R	5/13/2016			021161		
100 2650.521200.04	Prof Svcs-Public Defender	Marny Heit		311.15				311.15
001838	Sustainable Water Planning & E							
I-1045	Sustainable Water Planning & E	R	5/13/2016			021162		
560 4320.522200.00	Repairs & Maintenance	Sustainable Water Pl		2,200.00				2,200.00
001873	Evans Acquisition Services							
I-007	Evans Acquisition Services	R	5/13/2016			021163		
350 4200.541400.00	Infrastructure	Evans Acquisition Se		1,875.00				1,875.00
001880	Autaco Development, LLC							
I-1742	Autaco Development, LLC	R	5/13/2016			021164		
100 4200.522200.02	R&M - Street Maintenance	Autaco Development,		1,672.50				
I-1743	Autaco Development, LLC	R	5/13/2016			021164		
100 4200.522200.02	R&M - Street Maintenance	Autaco Development,		3,360.50				
I-1744	Autaco Development, LLC	R	5/13/2016			021164		
100 4200.522200.02	R&M - Street Maintenance	Autaco Development,		4,472.50				9,505.50
001888	GS Construction, Inc.							
I-Pay App #13 Water	GS Construction, Inc.	R	5/13/2016			021165		
350 4200.541400.00	Infrastructure	GS Construction, Inc		24,230.00				24,230.00
001898	Integrated Construction & Nobl							
I-Pay App #11	Integrated Construction & Nobl	R	5/13/2016			021166		
350 6200.541200.00	Site improvements	Integrated Construct		4,845.03				4,845.03
001908	CCR Environmental, Inc.							
I-3863	CCR Environmental, Inc.	R	5/13/2016			021167		
560 4320.521200.09	Prof Svcs-Stormwater	CCR Environmental, I		410.84				410.84
001914	PCE Atlanta Office, LLC							
I-May-16	PCE Atlanta Office, LLC	R	5/13/2016			021168		
100 1565.531230.00	Electricity	PCE Atlanta Office,		924.37				
100 1565.531230.00	Electricity	PCE Atlanta Office,		597.33				
100 1565.531600.00	Small Equipment	PCE Atlanta Office,		252.00				
100 1565.522300.00	Rentals	PCE Atlanta Office,		3,422.50				
100 0000.123310.00	Abated Rent	PCE Atlanta Office,		44,716.27				49,912.47

VENDOR SET: 01 City of Dunwoody, GA  
 BANK: 03 Suntrust Disbursement Acc  
 DATE RANGE: 4/01/2016 THRU 5/31/2016

VENDOR I.D.	NAME	STATUS	CHECK DATE	AMOUNT	DISCOUNT	CHECK NO	CHECK STATUS	CHECK AMOUNT
001917	Reliable Traffic Data Services							
I-3811	Reliable Traffic Data Services	R	5/13/2016			021169		
100 4100.521200.00	Prof Svcs		Reliable Traffic Dat	160.00				160.00
001926	Greater Gwinnett Plumbing, Inc							
I-10042	Greater Gwinnett Plumbing, Inc	R	5/13/2016			021170		
100 6200.522200.06	R&M-Parks		Greater Gwinnett Plu	275.00				275.00
001930	Acevedo Interpretation & Media							
I-1050	Acevedo Interpretation & Media	R	5/13/2016			021171		
100 2650.521300.00	Technical Svcs		Acevedo Interpretati	900.00				900.00
001943	Doraville Transfer Station dba							
I-QY21947	Doraville Transfer Station dba	R	5/13/2016			021172		
100 4200.522200.02	R&M - Street Maintenance		Doraville Transfer S	2,318.82				2,318.82
001974	DeKalb Medical Center, Inc.							
I-445	DeKalb Medical Center, Inc.	R	5/13/2016			021173		
100 3200.521200.00	Prof Svcs		DeKalb Medical Cente	130.00				130.00
001975	Felipe Buccianti dba Launchpad							
I-1601 (2)	Felipe Buccianti dba Launchpad	R	5/13/2016			021174		
100 3200.521200.00	Prof Svcs		Felipe Buccianti dba	1,870.00				1,870.00
001978	Advanced Covert Technology							
I-2016966	Advanced Covert Technology	R	5/13/2016			021175		
350 3200.542000.00	Machinery & Equipment		Advanced Covert Tech	9,273.00				9,273.00
1	Ankur Mattoo							
I-Alcohol refund	Ankur Mattoo:	R	5/13/2016			021176		
100 0000.347900.00	Pavilion Rentals		Ankur Mattoo:	200.00				200.00
1	Jenny Williamson							
I-Alcohol refund #2	Jenny Williamson:	R	5/13/2016			021177		
100 0000.347900.00	Pavilion Rentals		Jenny Williamson:	200.00				200.00
1	SHOEMAKER & ASSOCIATES							
I-BL #1244 CREDIT	SHOEMAKER & ASSOCIATES:	R	5/13/2016			021178		
100 0000.316100.00	Business & Occupation Tax		SHOEMAKER & ASSOCIAT	6.60				6.60
1	Sumbelt Business Brokers							
I-BL #5594	Sumbelt Business Brokers:	R	5/13/2016			021179		
100 0000.316100.00	Business & Occupation Tax		Sumbelt Business Bro	27.51				27.51

VENDOR SET: 01 City of Dunwoody, GA  
BANK: 03 Suntrust Disbursement Acc  
DATE RANGE: 4/01/2016 THRU 5/31/2016

VENDOR I.D.	NAME	STATUS	CHECK DATE	AMOUNT	DISCOUNT	CHECK NO	CHECK STATUS	CHECK AMOUNT
1	Amy's Hallmark #553							
	I-BL CREDIT #0439 Amy's Hallmark #553:	R	5/13/2016			021180		
	100 0000.316100.00 Business & Occupation Tax Amy's Hallmark #553:			13.20				13.20
1	The London							
	I-BL CREDIT #5518 The London:	R	5/13/2016			021181		
	100 0000.316100.00 Business & Occupation Tax The London:			504.76				504.76
1	Styiletto Lash Lounge							
	I-BL CREDIT #5609 Styiletto Lash Lounge:	R	5/13/2016			021182		
	100 0000.316100.00 Business & Occupation Tax Styiletto Lash Lounge			139.00				139.00
1	Ray B Management Consulting G							
	I-BL CREDIT #5901 Ray B Management Consulting G:	R	5/13/2016			021183		
	100 0000.316100.00 Business & Occupation Tax Ray B Management Con			153.00				153.00
1	Runners Fit Race Works							
	I-Sign Dep refund #4 Runners Fit Race Works:	R	5/13/2016			021184		
	100 0000.321900.01 Other Licenses and permits Runners Fit Race Wor			600.00				600.00
1	Lowell Starr							
	I-Sign dep refund Lowell Starr:	R	5/13/2016			021185		
	100 0000.127103.00 Special Event Sign Dep PayableLowell Starr:			100.00				
	100 0000.347900.00 Pavilion Rentals Lowell Starr:			400.00				
	100 0000.321900.01 Other Licenses and permits Lowell Starr:			400.00				900.00
1	Marsha Vacirca							
	I-Sign dep refund #2 Marsha Vacirca:	R	5/13/2016			021186		
	100 0000.127103.00 Special Event Sign Dep PayableMarsha Vacirca:			100.00				
	100 0000.347900.00 Pavilion Rentals Marsha Vacirca:			600.00				
	100 0000.321900.01 Other Licenses and permits Marsha Vacirca:			600.00				1,300.00
1	Chuck Tice							
	I-bld permit refund Chuck Tice:	R	5/13/2016			021187		
	100 0000.323100.00 Bldg Structures & Equipment Chuck Tice:			195.00				195.00
1	Cory Betterson							
	I-supplies reimbur Cory Betterson:	R	5/13/2016			021188		
	100 1517.531100.00 Supplies Cory Betterson:			86.87				86.87
000074	Standard Insurance							
	I-Jun-1 Standard Insurance	R	5/20/2016			021189		
	100 1320.512100.00 Group Insurance Standard Insurance			322.42				
	100 1330.512100.00 Group Insurance Standard Insurance			116.99				
	100 1511.512100.00 Group Insurance Standard Insurance			172.63				
	100 4100.512100.00 Group Insurance Standard Insurance			147.46				
	100 1540.512100.00 Group Insurance Standard Insurance			176.92				
	100 2650.512100.00 Group Insurance Standard Insurance			225.63				

VENDOR SET: 01 City of Dunwoody, GA  
 BANK: 03 Suntrust Disbursement Acc  
 DATE RANGE: 4/01/2016 THRU 5/31/2016

VENDOR I.D.	NAME	STATUS	CHECK DATE	AMOUNT	DISCOUNT	CHECK NO	CHECK STATUS	CHECK AMOUNT
000074	Standard Insurance	CONT						
I-Jun-1	Standard Insurance	R	5/20/2016			021189		
100 6200.512100.00	Group Insurance	Standard Insurance		130.57				
100 7000.512100.00	Group Insurance	Standard Insurance		148.02				
100 7500.512100.00	Group Insurance	Standard Insurance		125.36				
100 3200.512100.00	Group Insurance	Standard Insurance		4,485.84				6,051.84
000130	Translation Station, INC							
I-56376	Translation Station, INC	R	5/20/2016			021190		
100 2650.521300.00	Technical Svcs	Translation Station,		202.94				202.94
000138	Riley McLendon, LLC							
I-63212	Riley McLendon, LLC	R	5/20/2016			021191		
100 1530.521200.01	Prof Svcs-Legal	Riley McLendon, LLC		12,500.00				
I-63213	Riley McLendon, LLC	R	5/20/2016			021191		
100 1530.521200.02	Prof Svcs-Litigation	Riley McLendon, LLC		1,275.00				
I-63214	Riley McLendon, LLC	R	5/20/2016			021191		
100 2650.521200.03	Prof Svcs-Court Solicitor	Riley McLendon, LLC		6,860.00				
I-63216	Riley McLendon, LLC	R	5/20/2016			021191		
560 4320.521200.09	Prof Svcs-Stormwater	Riley McLendon, LLC		153.27				
I-63217	Riley McLendon, LLC	R	5/20/2016			021191		
350 4200.541400.00	Infrastructure	Riley McLendon, LLC		891.21				21,679.48
000163	Metro Materials Inc.							
I-44182	Metro Materials Inc.	R	5/20/2016			021192		
100 4200.531100.00	Supplies	Metro Materials Inc.		1,541.90				
I-44282	Metro Materials Inc.	R	5/20/2016			021192		
100 4200.531100.00	Supplies	Metro Materials Inc.		573.43				2,115.33
000165	Vulcan Materials Company							
I-21212033321	Vulcan Materials Company	R	5/20/2016			021193		
100 6200.522200.06	R&M-Parks	Vulcan Materials Com		1,237.00				
I-21212033881	Vulcan Materials Company	R	5/20/2016			021193		
100 4200.522200.02	R&M - Street Maintenance	Vulcan Materials Com		374.00				1,611.00
000211	GIRMA							
I-245026	GIRMA	R	5/20/2016			021194		
100 3200.523100.01	Claims	GIRMA		1,000.00				1,000.00
000228	Wildcat Striping and Sealing C							
I-55665	Striping work	R	5/20/2016			021195		
350 4200.522200.00	Repairs & Maintenance	CD SB at Ashford Cen		5,740.00				5,740.00

VENDOR SET: 01 City of Dunwoody, GA  
 BANK: 03 Suntrust Disbursement Acc  
 DATE RANGE: 4/01/2016 THRU 5/31/2016

VENDOR I.D.	NAME	STATUS	CHECK DATE	AMOUNT	DISCOUNT	CHECK NO	CHECK STATUS	CHECK AMOUNT
000269	DeKalb County Georgia							
I-6697277 5.2.16	DeKalb County Georgia	R	5/20/2016			021196		
100 6200.531230.00	Utilities	DeKalb County Georgi		23.01				
I-6698863 5.2.16	DeKalb County Georgia	R	5/20/2016			021196		
100 6200.531230.00	Utilities	DeKalb County Georgi		130.98				
I-6928982 5.6.16	DeKalb County Georgia	R	5/20/2016			021196		
100 6200.531230.00	Utilities	DeKalb County Georgi		29.50				183.49
000331	Tyler Technologies, Inc							
I-025-155945	Tyler Technologies, Inc	R	5/20/2016			021197		
100 1512.522200.00	Repairs & Maintenance	Tyler Technologies,		14,826.86				
I-025-155946	Tyler Technologies, Inc	R	5/20/2016			021197		
100 1512.522200.00	Repairs & Maintenance	Tyler Technologies,		250.00				
I-025-157238	Tyler Technologies, Inc	R	5/20/2016			021197		
100 2650.522200.00	Repairs & Maintenance	Tyler Technologies,		200.00				15,276.86
001026	Guardian - Appleton							
I-Jun-1	Guardian - Appleton	R	5/20/2016			021198		
100 1110.512100.00	Group Insurance	Guardian - Appleton		365.23				
100 1320.512100.00	Group Insurance	Guardian - Appleton		245.87				
100 1330.512100.00	Group Insurance	Guardian - Appleton		78.41				
100 1511.512100.00	Group Insurance	Guardian - Appleton		143.41				
100 4100.512100.00	Group Insurance	Guardian - Appleton		143.41				
100 1540.512100.00	Group Insurance	Guardian - Appleton		115.84				
100 2650.512100.00	Group Insurance	Guardian - Appleton		218.30				
100 3200.512100.00	Group Insurance	Guardian - Appleton		5,302.51				
100 6200.512100.00	Group Insurance	Guardian - Appleton		143.41				
100 7000.512100.00	Group Insurance	Guardian - Appleton		143.41				
100 7500.512100.00	Group Insurance	Guardian - Appleton		102.46				7,002.26
001097	US Department of Homeland Secu							
I-SAVE-365390	US Department of Homeland Secu	R	5/20/2016			021199		
100 1516.521300.00	Technical Services	US Department of Hom		25.00				25.00
001177	HR Direct GNeil							
I-INV3917292	HR Direct GNeil	R	5/20/2016			021200		
100 1540.531100.00	Supplies	HR Direct GNeil		69.99				
I-INV3917293	HR Direct GNeil	R	5/20/2016			021200		
100 1540.531100.00	Supplies	HR Direct GNeil		69.99				139.98
001233	SilvAD Promotions							
I-2508	SilvAD Promotions	R	5/20/2016			021201		
100 3200.531100.01	Supplies-Explorer Program	SilvAD Promotions		203.88				203.88

VENDOR SET: 01 City of Dunwoody, GA  
 BANK: 03 Suntrust Disbursement Acc  
 DATE RANGE: 4/01/2016 THRU 5/31/2016

VENDOR I.D.	NAME	STATUS	CHECK DATE	AMOUNT	DISCOUNT	CHECK NO	CHECK STATUS	CHECK AMOUNT
001275	LMI Systems, Inc							
I-1066816	LMI Systems, Inc	R	5/20/2016			021202		
100 6200.522200.06	R&M-Parks	LMI Systems, Inc		154.83				
I-1066901	LMI Systems, Inc	R	5/20/2016			021202		
100 6200.522200.06	R&M-Parks	LMI Systems, Inc		1,347.69				
I-1066988	LMI Systems, Inc	R	5/20/2016			021202		
100 6200.522200.06	R&M-Parks	LMI Systems, Inc		2,606.62				4,109.14
001444	Kenneth Wickham							
I-5.12.16	Kenneth Wickham	R	5/20/2016			021203		
100 2650.521200.00	Prof Svcs	Kenneth Wickham		400.00				400.00
001484	URS Corporation							
I-37742644	URS Corporation	R	5/20/2016			021204		
250 4002.541400.14	TAP-Infrastructure	URS Corporation		52,603.46				
350 4200.541400.00	Infrastructure	URS Corporation		13,150.87				65,754.33
001565	Georgia Development Partners,							
I-Pay App 5	Peachford Rd Sidewalk	R	5/20/2016			021205		
350 4200.541400.00	Infrastructure	Peachford Rd Sidewal		9,712.50				
I-Pay App No 2	CD Sidewalks & Bike Lanes	R	5/20/2016			021205		
350 4200.541400.00	Infrastructure	CD Sidewalks & Bike		188,616.85				198,329.35
001587	SouthernLINC Wireless							
I-3779	SouthernLINC Wireless	R	5/20/2016			021206		
215 3800.523200.00	Communications	SouthernLINC Wireles		1.35				1.35
001597	Joshua B. Crosby							
I-2016 Conference 2	Joshua B. Crosby	R	5/20/2016			021207		
100 0000.122500.03	Deferred Rev-Conference	Joshua B. Crosby		2,700.00				2,700.00
001637	C.W. Matthews Contracting Co.,							
I-12182-001	C.W. Matthews Contracting Co.,	R	5/20/2016			021208		
350 4200.541400.00	Infrastructure	C.W. Matthews Contra		31,142.89				31,142.89
001637	C.W. Matthews Contracting Co.,							
I-12182-001WL	C.W. Matthews Contracting Co.,	R	5/20/2016			021209		
350 4200.541400.00	Infrastructure	C.W. Matthews Contra		81,025.02				81,025.02
001675	The Law Offices of Matthew W.							
I-5/11/16	The Law Offices of Matthew W.	R	5/20/2016			021210		
100 2650.521200.04	Prof Svcs-Public Defender	The Law Offices of M		1,532.50				1,532.50

VENDOR SET: 01 City of Dunwoody, GA  
 BANK: 03 Suntrust Disbursement Acc  
 DATE RANGE: 4/01/2016 THRU 5/31/2016

VENDOR I.D.	NAME	STATUS	CHECK DATE	AMOUNT	DISCOUNT	CHECK NO	CHECK STATUS	CHECK AMOUNT
001690	Oldcastle Precast Inc.							
I-410135210	Oldcastle Precast Inc.	R	5/20/2016			021211		
560 4320.531100.00	Supplies	Oldcastle Precast In		123.05				123.05
001766	Office Furniture Expo							
I-184998	Office Furniture Expo	R	5/20/2016			021212		
100 3200.531600.00	Small Equipment	Office Furniture Exp		285.00				285.00
001787	Optech RWM, LLC							
I-D0416	Optech RWM, LLC	R	5/20/2016			021213		
100 6200.522200.06	R&M-Parks	Optech RWM, LLC		48,812.50				
100 4200.522200.05	R&M - Right of Way Maint	Optech RWM, LLC		29,401.84				78,214.34
001797	Layne Inliner, LLC							
I-89082959	5322 Clarridge Square	R	5/20/2016			021214		
560 4320.522200.00	Repairs & Maintenance	5322 Clarridge Squar		36,709.32				36,709.32
001852	Ahlberg Engineering, Inc.							
I-18242	Ahlberg Engineering, Inc.	R	5/20/2016			021215		
560 4320.522200.00	Repairs & Maintenance	Ahlberg Engineering,		1,860.00				1,860.00
001868	American Heritage Life Insuran							
I-19795/May 16	American Heritage Life Insuran	R	5/20/2016			021216		
100 0000.121300.18	Allstate Payable	American Heritage Li		1,825.68				1,825.68
001880	Autaco Development, LLC							
I-1754	Autaco Development, LLC	R	5/20/2016			021217		
100 6200.522200.06	R&M-Parks	Autaco Development,		2,096.00				
I-1755	Autaco Development, LLC	R	5/20/2016			021217		
100 6200.522200.06	R&M-Parks	Autaco Development,		4,991.20				
I-1756	Autaco Development, LLC	R	5/20/2016			021217		
100 6200.522200.06	R&M-Parks	Autaco Development,		2,250.81				
I-1762	Autaco Development, LLC	R	5/20/2016			021217		
100 6200.522200.06	R&M-Parks	Autaco Development,		1,959.50				
I-1763	Autaco Development, LLC	R	5/20/2016			021217		
350 6200.541400.00	Infrastructure	Autaco Development,		17,648.14				
100 6200.522200.06	R&M-Parks	Autaco Development,		1,253.36				30,199.01
001888	GS Construction, Inc.							
I-Pay App #14Water	GS Construction, Inc.	R	5/20/2016			021218		
350 4200.541400.00	Infrastructure	GS Construction, Inc		32,470.00				
I-Pay App #3Water CD	GS Construction, Inc.	R	5/20/2016			021218		
350 4200.541400.00	Infrastructure	GS Construction, Inc		135,508.40				
I-Pay App#14Road	GS Construction, Inc.	R	5/20/2016			021218		
350 4200.541400.00	Infrastructure	GS Construction, Inc		449,035.21				617,013.61

VENDOR SET: 01 City of Dunwoody, GA  
 BANK: 03 Suntrust Disbursement Acc  
 DATE RANGE: 4/01/2016 THRU 5/31/2016

VENDOR I.D.	NAME	STATUS	CHECK DATE	AMOUNT	DISCOUNT	CHECK NO	CHECK STATUS	CHECK AMOUNT
001902	South Cover, Inc.							
I-DPR007	South Cover, Inc.	R	5/20/2016			021219		
350 6200.541400.00	Infrastructure	South Cover, Inc.		7,957.00				7,957.00
001943	Doraville Transfer Station dba							
I-QY22057	Doraville Transfer Station dba	R	5/20/2016			021220		
100 4200.522200.02	R&M - Street Maintenance	Doraville Transfer S		1,735.48				1,735.48
001944	GreenPlay, LLC							
I-5459	GreenPlay, LLC	R	5/20/2016			021221		
100 6200.521200.00	Professional Services	GreenPlay, LLC		3,375.00				3,375.00
001955	All Star Field Restoration and							
I-1167	All Star Field Restoration and	R	5/20/2016			021222		
100 6200.522200.06	R&M-Parks	All Star Field Resto		13,350.00				
I-1168	All Star Field Restoration and	R	5/20/2016			021222		
100 6200.522200.06	R&M-Parks	All Star Field Resto		2,500.00				15,850.00
001967	Ricky Busby							
I-101	Ricky Busby	R	5/20/2016			021223		
100 1512.521300.00	Technical Services	Ricky Busby		60.00				60.00
001979	Sweeping Corporation of Americ							
I-0121698-IN	Sweeping Corporation of Americ	R	5/20/2016			021224		
100 1565.522200.00	Repairs & Maintenance	Sweeping Corporation		5,241.75				5,241.75
001981	Southeastern Painting Contract							
I-3710	Southeastern Painting Contract	R	5/20/2016			021225		
100 6200.522200.06	R&M-Parks	Southeastern Paintin		3,901.88				3,901.88
001982	The Locker Room, Inc.							
I-1065378	The Locker Room, Inc.	R	5/20/2016			021226		
100 1517.531100.00	Supplies	The Locker Room, Inc		868.65				868.65
001983	Tommy Barber Sports, Inc.							
I-6438	Tommy Barber Sports, Inc.	R	5/20/2016			021227		
100 6200.522200.06	R&M-Parks	Tommy Barber Sports,		1,050.00				1,050.00
001984	American Planning Association							
I-054921-1643	American Planning Association	R	5/20/2016			021228		
100 7000.523600.00	Dues & Fees	American Planning As		560.00				
100 7000.531400.00	Books & Periodicals	American Planning As		95.00				655.00



VENDOR SET: 01 City of Dunwoody, GA

BANK: 03 Suntrust Disbursement Acc

DATE RANGE: 4/01/2016 THRU 5/31/2016

VENDOR I.D.	NAME	STATUS	CHECK DATE	AMOUNT	DISCOUNT	CHECK NO	CHECK STATUS	CHECK AMOUNT
001985	Teachers Credit Union							
I-20160502.1	Teachers Credit Union	R	5/20/2016			021229		
100 3200.521300.00	Technical Svcs	Teachers Credit Unio		39.00				39.00
1	Ayfer Bidhendi							
I-Alcohol refund #3	Ayfer Bidhendi:	R	5/20/2016			021230		
100 0000.347900.00	Pavilion Rentals	Ayfer Bidhendi:		200.00				200.00
1	InHealth Computer Services I							
I-BL CREDIT #1	InHealth Computer Services I:	R	5/20/2016			021231		
100 0000.316100.00	Business & Occupation Tax	InHealth Computer S		141.34				141.34
1	REMI Networks							
I-BL CREDIT #2	REMI Networks:	R	5/20/2016			021232		
100 0000.316100.00	Business & Occupation Tax	REMI Networks:		14.09				14.09
1	Gentle Touch Home Vet Care							
I-BL CREDIT #2709	Gentle Touch Home Vet Care:	R	5/20/2016			021233		
100 0000.316100.00	Business & Occupation Tax	Gentle Touch Home Ve		15.61				15.61
1	Star Cleaners of Dunwoody							
I-BL CREDIT #2882	Star Cleaners of Dunwoody:	R	5/20/2016			021234		
100 0000.316100.00	Business & Occupation Tax	Star Cleaners of Dun		230.61				230.61
1	PMG Net Inc							
I-BL CREDIT #3	PMG Net Inc:	R	5/20/2016			021235		
100 0000.316100.00	Business & Occupation Tax	PMG Net Inc:		2,626.29				2,626.29
1	Barnett & Associates							
I-BL CREDIT #4	Barnett & Associates:	R	5/20/2016			021236		
100 0000.316100.00	Business & Occupation Tax	Barnett & Associates		4.00				4.00
1	Peterson Contractors Inc							
I-BL CREDIT #5629	Peterson Contractors Inc:	R	5/20/2016			021237		
100 0000.316100.00	Business & Occupation Tax	Peterson Contractors		72.60				72.60
1	Aweditions							
I-BL CREDIT #5907	Aweditions:	R	5/20/2016			021238		
100 0000.316100.00	Business & Occupation Tax	Aweditions:		139.00				139.00
1	Cindy Flynn/Splash Festivals							
I-Deposit refund #1	Cindy Flynn/Splash Festivals:	R	5/20/2016			021239		
100 0000.127103.00	Special Event Sign Dep PayableCindy Flynn/Splash F			750.00				
100 0000.321900.01	Other Licenses and permits	Cindy Flynn/Splash F		600.00				1,350.00

VENDOR SET: 01 City of Dunwoody, GA  
 BANK: 03 Suntrust Disbursement Acc  
 DATE RANGE: 4/01/2016 THRU 5/31/2016

VENDOR I.D.	NAME	STATUS	CHECK DATE	AMOUNT	DISCOUNT	CHECK NO	CHECK STATUS	CHECK AMOUNT
1	Timothy E. Gilbert							
I-Ptl Refund	Timothy E. Gilbert:	R	5/20/2016			021240		
100 0000.342900.00	Public Safety-Other	Timothy E. Gilbert:		25.00				25.00

* * T O T A L S * *	NO	INVOICE AMOUNT	DISCOUNTS	CHECK AMOUNT
REGULAR CHECKS:	323	9,756,631.03	0.00	9,749,914.47
HAND CHECKS:	0	0.00	0.00	0.00
DRAFTS:	41	1,570,496.63	0.00	1,570,496.63
EFT:	0	0.00	0.00	0.00
NON CHECKS:	0	0.00	0.00	0.00
VOID CHECKS:	3 VOID DEBITS	0.00		
	VOID CREDITS	6,716.56CR	6,716.56CR	0.00

TOTAL ERRORS: 0

\*\* G/L ACCOUNT TOTALS \*\*

G/L ACCOUNT	NAME	AMOUNT
100 0000.111900.00	Accounts Receivable	2,232.00
100 0000.121110.00	PCard A/P Control	418,648.21
100 0000.121300.12	EE-Vision Payable	1,155.02
100 0000.121300.15	POAB Deduction Payable	1,400.00
100 0000.121300.16	Flex Spending Ded Payable	8,847.06
100 0000.121300.18	Allstate Payable	5,392.56
100 0000.122500.03	Deferred Rev-Conference	3,700.00
100 0000.123310.00	Abated Rent	88,441.14
100 0000.127102.00	Bonding Escrows Payable	10,056.08
100 0000.127103.00	Special Event Sign Dep Payable	2,150.00
100 0000.316100.00	Business & Occupation Tax	19,415.16
100 0000.321900.01	Other Licenses and permits	4,700.00
100 0000.323100.00	Bldg Structures & Equipment	225.00
100 0000.342900.00	Public Safety-Other	25.00
100 0000.347900.00	Pavilion Rentals	3,100.00
100 0000.381100.00	Rental Commissions	253.92
100 1110.512100.00	Group Insurance	7,592.59
100 1110.523200.00	Communications	89.61
100 1110.531100.00	Supplies	842.00
100 1320.512100.00	Group Insurance	6,828.57
100 1320.523200.00	Communications	220.80
100 1320.531100.00	Supplies	306.00
100 1330.512100.00	Group Insurance	2,738.16
100 1330.522200.00	Repairs & Maintenance	19,800.99
100 1330.523200.00	Communications	165.63

VENDOR SET: 01 City of Dunwoody, GA  
 BANK: 03 Suntrust Disbursement Acc  
 DATE RANGE: 4/01/2016 THRU 5/31/2016

## \*\* G/L ACCOUNT TOTALS \*\*

G/L ACCOUNT	NAME	AMOUNT
100 1330.523600.00	Dues & Fees	37.00
100 1330.523700.00	Education & Training	10.00
100 1511.512100.00	Group Insurance	4,073.58
100 1511.521100.01	Official/Admin Svcs	86,745.00
100 1511.523200.00	Communications	185.63
100 1512.521200.00	Professional Services	15,017.15
100 1512.521300.00	Technical Services	120.00
100 1512.522200.00	Repairs & Maintenance	39,273.52
100 1512.523500.00	Travel	28.72
100 1512.523700.00	Education & Training	74.00
100 1512.531100.00	Supplies	105.91
100 1516.521300.00	Technical Services	175.00
100 1517.531100.00	Supplies	955.52
100 1530.521200.01	Prof Svcs-Legal	28,070.00
100 1530.521200.02	Prof Svcs-Litigation	12,384.54
100 1535.521100.01	Official/Admin Svcs	167,811.00
100 1535.522200.00	Repairs & Maintenance	600.00
100 1535.523200.00	Communications	783.39
100 1540.512100.00	Group Insurance	4,054.34
100 1540.512900.01	OEB: Wellness	2,110.00
100 1540.521200.00	Professional Services	6,400.00
100 1540.521300.00	Technical Services	9.00
100 1540.523200.00	Communications	179.22
100 1540.523600.00	Dues & Fees	312.50
100 1540.531100.00	Supplies	139.98
100 1565.522200.00	Repairs & Maintenance	6,945.75
100 1565.522300.00	Rentals	9,006.12
100 1565.531230.00	Electricity	12,813.28
100 1565.531600.00	Small Equipment	452.00
100 1570.521100.01	Official/Admin Svcs	77,463.99
100 1570.521200.00	Professional Services	9,000.00
100 1570.521300.00	Technical Services	2,250.00
100 1570.523300.00	Advertising	6,375.00
100 1570.523400.00	Printing and Binding	10,621.74
100 1570.531100.00	Supplies	30.25
100 2650.512100.00	Group Insurance	6,587.37
100 2650.521200.00	Prof Svcs	9,100.00
100 2650.521200.03	Prof Svcs-Court Solicitor	14,872.50
100 2650.521200.04	Prof Svcs-Public Defender	5,790.32
100 2650.521300.00	Technical Svcs	3,504.18
100 2650.522200.00	Repairs & Maintenance	600.00
100 2650.523200.00	Communications	89.61
100 2650.523700.00	Education & Training	162.50
100 3200.512100.00	Group Insurance	158,622.81
100 3200.521200.00	Prof Svcs	5,685.00
100 3200.521300.00	Technical Svcs	1,189.42

VENDOR SET: 01 City of Dunwoody, GA  
 BANK: 03 Suntrust Disbursement Acc  
 DATE RANGE: 4/01/2016 THRU 5/31/2016

## \*\* G/L ACCOUNT TOTALS \*\*

G/L ACCOUNT	NAME	AMOUNT
100 3200.522200.00	Repairs & Maintenance	418.75
100 3200.522200.01	Repairs & Maintenance-Software	64,399.09
100 3200.522200.02	Repairs & Maintenance-Vehicle	12,587.78
100 3200.522300.00	Rentals	2,897.69
100 3200.523100.01	Claims	17,188.69
100 3200.523200.00	Communications	11,703.72
100 3200.523400.00	Printing & Binding	931.35
100 3200.523500.00	Travel	647.25
100 3200.523600.00	Dues & Fees	362.00
100 3200.523700.00	Education & Training	435.00
100 3200.531100.00	Supplies-General	108.00
100 3200.531100.01	Supplies-Explorer Program	203.88
100 3200.531100.02	Supplies-Firearms	10,960.36
100 3200.531100.03	Supplies-Uniforms	99.95
100 3200.531100.04	Supplies - Operating	37.00
100 3200.531270.00	Gasoline	25,610.58
100 3200.531600.00	Small Equipment	2,181.00
100 4100.512100.00	Group Insurance	3,998.07
100 4100.521100.01	Official/Admin Svcs	51,332.92
100 4100.521200.00	Prof Svcs	2,360.00
100 4100.521300.00	Technical Services	10,500.00
100 4100.522200.00	Repairs & Maintenance	8,256.00
100 4100.523200.00	Communications	895.61
100 4100.531100.00	Supplies	32.00
100 4100.531230.00	Electricity	75,967.17
100 4200.522200.02	R&M - Street Maintenance	143,960.50
100 4200.522200.03	R&M - Traffic Signals	53,042.08
100 4200.522200.05	R&M - Right of Way Maint	43,610.17
100 4200.531100.00	Supplies	13,964.42
100 6200.512100.00	Group Insurance	3,947.40
100 6200.521100.01	Official/Admin Svcs	13,000.00
100 6200.521200.00	Professional Services	15,718.70
100 6200.522200.06	R&M-Parks	265,193.59
100 6200.523200.00	Communications	89.61
100 6200.531100.00	Supplies	154.00
100 6200.531230.00	Utilities	16,312.85
100 6200.531600.00	Small Equipment	5,550.00
100 7000.512100.00	Group Insurance	3,999.75
100 7000.521100.01	Official/Admin Svcs	451,367.73
100 7000.521200.00	Prof Svcs	8,644.85
100 7000.521300.00	Technical Svcs	3,293.52
100 7000.523200.00	Communications	179.22
100 7000.523500.00	Travel	28.04
100 7000.523600.00	Dues & Fees	810.00
100 7000.531100.00	Supplies	156.00
100 7000.531400.00	Books & Periodicals	95.00

VENDOR SET: 01 City of Dunwoody, GA  
 BANK: 03 Suntrust Disbursement Acc  
 DATE RANGE: 4/01/2016 THRU 5/31/2016

\*\* G/L ACCOUNT TOTALS \*\*

G/L ACCOUNT	NAME	AMOUNT
100 7500.512100.00	Group Insurance	2,681.70
100 7500.521200.00	Professional Services	5,000.00
100 7500.523200.00	Communications	89.61
100 7500.523300.00	Advertising	3,255.00
100 7500.531100.00	Supplies	26.00
	*** FUND TOTAL ***	2,677,425.94
212 0000.351320.00	Cash Confiscation	1,713.44
	*** FUND TOTAL ***	1,713.44
215 3800.523200.00	Communications	12,079.35
215 3800.571000.00	Intergovernmental-E911	375,000.00
	*** FUND TOTAL ***	387,079.35
250 4002.522200.12	Repairs & Maintenance - PTOP	107,679.92
250 4002.541400.14	TAP-Infrastructure	52,603.46
250 4005.541400.14	Commuter Trail-Infrastructure	13,563.06
	*** FUND TOTAL ***	173,846.44
350 1535.542000.00	Machinery & Equipment	4,296.00
350 1565.531600.00	Small Equipment	522.00
350 1565.541300.00	Buildings	67,500.00
350 3200.542000.00	Machinery & Equipment	227,514.00
350 4100.521200.00	Professional Service	6,850.00
350 4200.521200.00	Professional Services	3,500.00
350 4200.522200.00	Repairs & Maintenance	39,586.30
350 4200.541400.00	Infrastructure	1,883,737.36
350 6200.521200.00	Professional Services	2,293.20
350 6200.522200.00	Repairs & Maintenance	22,602.33
350 6200.541100.00	Sites	1,560.00
350 6200.541200.00	Site improvements	221,868.66
350 6200.541400.00	Infrastructure	28,319.34
	*** FUND TOTAL ***	2,510,149.19
560 4320.521100.01	Official/Admin Svcs	37,500.00
560 4320.521200.09	Prof Svcs-Stormwater	13,874.57
560 4320.522200.00	Repairs & Maintenance	514,600.15
560 4320.522200.05	Rep & Maint-Riprap Program	1,022.72
560 4320.523600.00	Dues & Fees	500.00
560 4320.531100.00	Supplies	2,699.30
	*** FUND TOTAL ***	570,196.74
999 0000.111101.01	East West MM Concentratin Acct	5,000,000.00
	*** FUND TOTAL ***	5,000,000.00

VENDOR SET:	BANK:	TOTALS:	NO	INVOICE AMOUNT	DISCOUNTS	CHECK AMOUNT
01	03		367	11,320,411.10	0.00	11,320,411.10
			367	11,320,411.10	0.00	11,320,411.10

VENDOR SET: 01 City of Dunwoody, GA  
 BANK: 05 Suntrust Municipal Court  
 DATE RANGE: 4/01/2016 THRU 5/31/2016

VENDOR I.D.	NAME	STATUS	CHECK DATE	AMOUNT	DISCOUNT	CHECK NO	CHECK STATUS	CHECK AMOUNT
000278	DeKalb State Court							
I-D00048056	DeKalb State Court	R	4/01/2016			203603		
745 0000.121500.01	Jail Bonds Payable	DeKalb State Court		350.00				350.00
000278	DeKalb State Court							
I-D00048105	DeKalb State Court	R	4/01/2016			203604		
745 0000.121500.01	Jail Bonds Payable	DeKalb State Court		350.00				350.00
000278	DeKalb State Court							
I-D00049682	DeKalb State Court	R	4/01/2016			203605		
745 0000.121500.01	Jail Bonds Payable	DeKalb State Court		350.00				350.00
000278	DeKalb State Court							
I-D000500049	DeKalb State Court	R	4/01/2016			203606		
745 0000.121500.01	Jail Bonds Payable	DeKalb State Court		350.00				350.00
000278	DeKalb State Court							
I-D00050198	DeKalb State Court	R	4/01/2016			203607		
745 0000.121500.01	Jail Bonds Payable	DeKalb State Court		350.00				350.00
1	DURHAM, MICHAEL							
I-000201603283139	DURHAM, MICHAEL:	R	4/01/2016			203608		
745 0000.121500.01	Jail Bonds Payable	Bond Refund:D0001212		150.00				
745 0000.121500.01	Jail Bonds Payable	Bond Refund:D0001212		750.00				900.00
1	BLACKLEY, JANELL T							
I-000201603283140	BLACKLEY, JANELL T:	R	4/01/2016			203609		
745 0000.121500.01	Jail Bonds Payable	Bond Refund:D0004870		350.00				350.00
1	MUNGUUA, RUBEN D							
I-000201603283141	MUNGUUA, RUBEN D:	R	4/01/2016			203610		
745 0000.121500.01	Jail Bonds Payable	Bond Refund:D0004994		78.00				78.00
1	ACOSTA, MERCEDES							
I-000201603283142	ACOSTA, MERCEDES:	R	4/01/2016			203611		
745 0000.121500.01	Jail Bonds Payable	Bond Refund:D0005001		4.00				4.00
1	PROTHRO, GEORGE WALTER							
I-000201603283143	PROTHRO, GEORGE WALTER:	R	4/01/2016			203612		
745 0000.121500.01	Jail Bonds Payable	Bond Refund:F48727		200.00				200.00
1	LEMA, ALEMSEGED T							
I-000201603283144	LEMA, ALEMSEGED T:	R	4/01/2016			203613		
745 0000.121500.01	Jail Bonds Payable	Bond Refund:D0005059		178.00				
745 0000.121500.01	Jail Bonds Payable	Bond Refund:D0005059		730.00				
745 0000.121500.01	Jail Bonds Payable	Bond Refund:D0005059		400.00				1,308.00

VENDOR SET: 01 City of Dunwoody, GA  
 BANK: 05 Suntrust Municipal Court  
 DATE RANGE: 4/01/2016 THRU 5/31/2016

VENDOR I.D.	NAME	STATUS	CHECK DATE	AMOUNT	DISCOUNT	CHECK NO	CHECK STATUS	CHECK AMOUNT
1	CONTRERAS-SALAZAR, ANA							
I-000201603283145	CONTRERAS-SALAZAR, ANA:	R	4/01/2016			203614		
745 0000.121500.01	Jail Bonds Payable	Bond Refund:D0005062		730.00				730.00
1	COLATO JR, MAURICIO ANTONIO							
I-000201603283146	COLATO JR, MAURICIO ANTONIO:	R	4/01/2016			203615		
745 0000.121500.01	Jail Bonds Payable	Bond Refund:D0005075		350.00				350.00
1	DUNNINGS, CHERYL WATTS							
I-000201603283147	DUNNINGS, CHERYL WATTS:	R	4/01/2016			203616		
745 0000.121500.01	Jail Bonds Payable	Bond Refund:D0005068		730.00				
745 0000.121500.01	Jail Bonds Payable	Bond Refund:D0005068		75.00				
745 0000.121500.01	Jail Bonds Payable	Bond Refund:D0005068		350.00				1,155.00
1	MEDINA, MUNGUIA							
I-000201603283148	MEDINA, MUNGUIA:	R	4/01/2016			203617		
745 0000.121500.01	Jail Bonds Payable	Bond Refund:D0005085		933.00				933.00
000278	DeKalb State Court							
I-D00049733	DeKalb State Court	R	4/15/2016			203618		
745 0000.121500.01	Jail Bonds Payable	DeKalb State Court		350.00				350.00
000278	DeKalb State Court							
I-D00050614	DeKalb State Court	R	4/15/2016			203619		
745 0000.121500.01	Jail Bonds Payable	DeKalb State Court		730.00				730.00
1	LOPEZ, JESSICA J							
I-000201604083150	LOPEZ, JESSICA J:	R	4/15/2016			203620		
745 0000.121500.01	Jail Bonds Payable	Bond Refund:D0001029		15.00				
745 0000.121500.01	Jail Bonds Payable	Bond Refund:D0001029		15.00				
745 0000.121500.01	Jail Bonds Payable	Bond Refund:D0001029		85.00				115.00
1	PRUNERA, JENNIFER R							
I-000201604083151	PRUNERA, JENNIFER R:	R	4/15/2016			203621		
745 0000.121500.01	Jail Bonds Payable	Bond Refund:D0001029		730.00				730.00
1	CLEMENTS, REUBEN WALTON							
I-000201604083152	CLEMENTS, REUBEN WALTON:	R	4/15/2016			203622		
745 0000.121500.01	Jail Bonds Payable	Bond Refund:D0004719		339.50				
745 0000.121500.01	Jail Bonds Payable	Bond Refund:D0004719		178.00				
745 0000.121500.01	Jail Bonds Payable	Bond Refund:D0004719		240.00				757.50
1	TUCKER, CARSHA MONIQUE							
I-000201604083153	TUCKER, CARSHA MONIQUE:	R	4/15/2016			203623		
745 0000.121500.01	Jail Bonds Payable	Bond Refund:D0004635		350.00				
745 0000.121500.01	Jail Bonds Payable	Bond Refund:F46359		200.00				550.00

VENDOR SET: 01 City of Dunwoody, GA  
 BANK: 05 Suntrust Municipal Court  
 DATE RANGE: 4/01/2016 THRU 5/31/2016

VENDOR I.D.	NAME	STATUS	CHECK DATE	AMOUNT	DISCOUNT	CHECK NO	CHECK STATUS	CHECK AMOUNT
1	HERRING, KAFELE L							
I-000201604083154	HERRING, KAFELE L:	R	4/15/2016			203624		
745 0000.121500.01	Jail Bonds Payable	Bond Refund:D0005031		22.00				22.00
1	MINCEY, ASHLYN							
I-000201604083155	MINCEY, ASHLYN:	R	4/15/2016			203625		
745 0000.121500.01	Jail Bonds Payable	Bond Refund:D0005082		150.00				150.00
1	LO, HWCHEE							
I-000201604083156	LO, HWCHEE:	R	4/15/2016			203626		
745 0000.121500.01	Jail Bonds Payable	Bond Refund:D0005089		350.00				350.00
1	VO, VICKI							
I-000201604083157	VO, VICKI:	R	4/15/2016			203627		
745 0000.121500.01	Jail Bonds Payable	Bond Refund:D0005089		350.00				350.00
1	VALERA, REY SALVADOR							
I-000201604083158	VALERA, REY SALVADOR:	V	4/15/2016			203628		880.00
1	VALERA, REY SALVADOR	VOIDED						
M-CHECK	VALERA, REY SALVADOR	VOIDED V	4/15/2016			203628		880.00CR
1	SKKOURY, TOMM							
I-000201604083159	SKKOURY, TOMM:	R	4/15/2016			203629		
745 0000.121500.01	Jail Bonds Payable	Bond Refund:D0005091		983.00				983.00
1	LOPEZ-OSORIO, CARLOS							
I-000201604083160	LOPEZ-OSORIO, CARLOS:	R	4/15/2016			203630		
745 0000.121500.01	Jail Bonds Payable	Bond Refund:D0005093		908.00				908.00
000116	DeKalb County Finance Dept.							
I-3.31.16	DeKalb County Finance Dept.	R	4/29/2016			203631		
745 0000.121800.00	Due to State Agencies	DeKalb County Financ		5,674.49				5,674.49
000118	Peace Officers'							
I-4.22.16	Peace Officers'	R	4/29/2016			203632		
745 0000.121800.00	Due to State Agencies	Peace Officers'		6,080.32				6,080.32
000146	GSCCCA							
I-3.31.16	GSCCCA	R	4/29/2016			203633		
745 0000.121800.00	Due to State Agencies	GSCCCA		25,221.20				25,221.20
000278	DeKalb State Court							
I-D00048593	DeKalb State Court	R	4/29/2016			203634		
745 0000.121500.01	Jail Bonds Payable	DeKalb State Court		350.00				350.00



VENDOR SET: 01 City of Dunwoody, GA  
 BANK: 05 Suntrust Municipal Court  
 DATE RANGE: 4/01/2016 THRU 5/31/2016

VENDOR I.D.	NAME	STATUS	CHECK DATE	AMOUNT	DISCOUNT	CHECK NO	CHECK STATUS	CHECK AMOUNT
000278	DeKalb State Court							
I-D00049988-89	DeKalb State Court	R	4/29/2016			203635		
745 0000.121500.01	Jail Bonds Payable	DeKalb State Court		1,100.00				1,100.00
000278	DeKalb State Court							
I-D00050599	DeKalb State Court	R	4/29/2016			203636		
745 0000.121500.01	Jail Bonds Payable	DeKalb State Court		350.00				350.00
000278	DeKalb State Court							
I-D00050642	DeKalb State Court	R	4/29/2016			203637		
745 0000.121500.01	Jail Bonds Payable	DeKalb State Court		350.00				350.00
000278	DeKalb State Court							
I-D00050718	DeKalb State Court	R	4/29/2016			203638		
745 0000.121500.01	Jail Bonds Payable	DeKalb State Court		400.00				400.00
001062	DeKalb Co Drug Abuse Treatment							
I-3.31.16	DeKalb Co Drug Abuse Treatment	R	4/29/2016			203639		
745 0000.121800.00	Due to State Agencies	DeKalb Co Drug Abuse		1,371.08				1,371.08
1	GREEN, DANIEL A							
I-000201604223162	GREEN, DANIEL A:	R	4/29/2016			203640		
745 0000.121500.01	Jail Bonds Payable	Bond Refund:D0005117		400.00				400.00
1	MONXHWEDDEY, GEORGE							
I-000201604223163	MONXHWEDDEY, GEORGE:	R	4/29/2016			203641		
745 0000.121500.01	Jail Bonds Payable	Bond Refund:D0003357		350.00				350.00
1	BAZLEY, CATHERINE LAMONT							
I-000201604223164	BAZLEY, CATHERINE LAMONT:	R	4/29/2016			203642		
745 0000.121500.01	Jail Bonds Payable	Bond Refund:D0004381		350.00				350.00
1	MOLINA, DIEGO A							
I-000201604223165	MOLINA, DIEGO A:	R	4/29/2016			203643		
745 0000.121500.01	Jail Bonds Payable	Bond Refund:D0004776		350.00				350.00
1	ARCHULETA, TANA LEANN							
I-000201604223166	ARCHULETA, TANA LEANN:	R	4/29/2016			203644		
745 0000.121500.01	Jail Bonds Payable	Bond Refund:D0004797		350.00				
745 0000.121500.01	Jail Bonds Payable	Bond Refund:D0004797		150.00				500.00
1	RODRIGUEZ, MIGUEL A							
I-000201604223167	RODRIGUEZ, MIGUEL A:	R	4/29/2016			203645		
745 0000.121500.01	Jail Bonds Payable	Bond Refund:D0004859		1,378.00				1,378.00

VENDOR SET: 01 City of Dunwoody, GA  
 BANK: 05 Suntrust Municipal Court  
 DATE RANGE: 4/01/2016 THRU 5/31/2016

VENDOR I.D.	NAME	STATUS	CHECK DATE	AMOUNT	DISCOUNT	CHECK NO	CHECK STATUS	CHECK AMOUNT
1	BHOLE, RAMA							
I-000201604223168	BHOLE, RAMA:	R	4/29/2016			203646		
745 0000.121500.01	Jail Bonds Payable			150.00				
745 0000.121500.01	Jail Bonds Payable			950.00				1,100.00
1	GARRISON, DANNY M							
I-000201604223169	GARRISON, DANNY M:	R	4/29/2016			203647		
745 0000.121500.01	Jail Bonds Payable			350.00				350.00
1	GARCIA, ARACELI							
I-000201604223170	GARCIA, ARACELI:	R	4/29/2016			203648		
745 0000.121500.01	Jail Bonds Payable			730.00				730.00
1	JOHNSON, TANYETTA LATRICE							
I-000201604223171	JOHNSON, TANYETTA LATRICE:	R	4/29/2016			203649		
745 0000.121500.01	Jail Bonds Payable			178.00				
745 0000.121500.01	Jail Bonds Payable			730.00				908.00
1	RAMOS, RAUL A							
I-000201604223172	RAMOS, RAUL A:	R	4/29/2016			203650		
745 0000.121500.01	Jail Bonds Payable			8.00				8.00
1	MCDAY, NEISHA TEWANN							
I-000201604223173	MCDAY, NEISHA TEWANN:	R	4/29/2016			203651		
745 0000.121500.01	Jail Bonds Payable			350.00				
745 0000.121500.01	Jail Bonds Payable			350.00				700.00
1	IGBOKWE, PRINCE							
I-000201604223174	IGBOKWE, PRINCE:	R	4/29/2016			203652		
745 0000.121500.01	Jail Bonds Payable			700.00				700.00
1	WALTER, ROMERO							
I-000201604223175	WALTER, ROMERO:	R	4/29/2016			203653		
745 0000.121500.01	Jail Bonds Payable			126.00				
745 0000.121500.01	Jail Bonds Payable			730.00				856.00
000115	DeKalb County Jail							
I-Apr-16	DeKalb County Jail	R	5/13/2016			203654		
745 0000.121800.00	Due to State Agencies			158.22				158.22
000116	DeKalb County Finance Dept.							
I-Apr-16	DeKalb County Finance Dept.	R	5/13/2016			203655		
745 0000.121800.00	Due to State Agencies			5,175.76				5,175.76

VENDOR SET: 01 City of Dunwoody, GA  
 BANK: 05 Suntrust Municipal Court  
 DATE RANGE: 4/01/2016 THRU 5/31/2016

VENDOR I.D.	NAME	STATUS	CHECK DATE	AMOUNT	DISCOUNT	CHECK NO	CHECK STATUS	CHECK AMOUNT
000118	Peace Officers'							
I-04.30.16	Peace Officers'	R	5/13/2016			203656		
745 0000.121800.00	Due to State Agencies	Peace Officers'		5,698.15				5,698.15
000146	GSCCCA							
I-Apr-16	GSCCCA	R	5/13/2016			203657		
745 0000.121800.00	Due to State Agencies	GSCCCA		23,660.29				23,660.29
000278	DeKalb State Court							
I-D00049933-34	DeKalb State Court	R	5/13/2016			203658		
745 0000.121500.01	Jail Bonds Payable	DeKalb State Court		750.00				750.00
000278	DeKalb State Court							
I-D00050661	DeKalb State Court	R	5/13/2016			203659		
745 0000.121500.01	Jail Bonds Payable	DeKalb State Court		350.00				350.00
000278	DeKalb State Court							
I-D00050913	DeKalb State Court	R	5/13/2016			203660		
745 0000.121500.01	Jail Bonds Payable	DeKalb State Court		350.00				350.00
000278	DeKalb State Court							
I-D00051050	DeKalb State Court	R	5/13/2016			203661		
745 0000.121500.01	Jail Bonds Payable	DeKalb State Court		350.00				350.00
000278	DeKalb State Court							
I-D00051097	DeKalb State Court	R	5/13/2016			203662		
745 0000.121500.01	Jail Bonds Payable	DeKalb State Court		350.00				350.00
000278	DeKalb State Court							
I-D00051167	DeKalb State Court	R	5/13/2016			203663		
745 0000.121500.01	Jail Bonds Payable	DeKalb State Court		950.00				950.00
001062	DeKalb Co Drug Abuse Treatment							
I-Apr-16	DeKalb Co Drug Abuse Treatment	R	5/13/2016			203664		
745 0000.121800.00	Due to State Agencies	DeKalb Co Drug Abuse		1,892.86				1,892.86
1	GILLINGHAM, MARY A							
I-000201605093177	GILLINGHAM, MARY A:	R	5/13/2016			203665		
745 0000.121500.01	Jail Bonds Payable	Bond Refund:F49359		40.00				40.00
1	BECERRA-MANCILLAS, MIGUEL							
I-000201605093178	BECERRA-MANCILLAS, MIGUEL:	R	5/13/2016			203666		
745 0000.121500.01	Jail Bonds Payable	Bond Refund:D0005054		255.00				255.00

VENDOR SET: 01 City of Dunwoody, GA  
 BANK: 05 Suntrust Municipal Court  
 DATE RANGE: 4/01/2016 THRU 5/31/2016

VENDOR I.D.	NAME	STATUS	CHECK DATE	AMOUNT	DISCOUNT	CHECK NO	CHECK STATUS	CHECK AMOUNT
1	MONROY, AURI DANIEL							
I-000201605093179	MONROY, AURI DANIEL:	R	5/13/2016			203667		
745 0000.121500.01	Jail Bonds Payable	Bond Refund:D0005075		350.00				350.00
1	ELAM, CRAIG T							
I-000201605093180	ELAM, CRAIG T:	R	5/13/2016			203668		
745 0000.121500.01	Jail Bonds Payable	Bond Refund:D0005097		730.00				730.00
1	HAMILTON, JEVOUHN EVERTON							
I-000201605093181	HAMILTON, JEVOUHN EVERTON:	R	5/13/2016			203669		
745 0000.121500.01	Jail Bonds Payable	Bond Refund:D0005120		325.00				
745 0000.121500.01	Jail Bonds Payable	Bond Refund:D0005120		178.00				
745 0000.121500.01	Jail Bonds Payable	Bond Refund:D0005120		178.00				
745 0000.121500.01	Jail Bonds Payable	Bond Refund:D0005120		44.00				
745 0000.121500.01	Jail Bonds Payable	Bond Refund:D0005120		250.00				975.00
1	WYNTER, KAITLAN A							
I-000201605093182	WYNTER, KAITLAN A:	R	5/13/2016			203670		
745 0000.121500.01	Jail Bonds Payable	Bond Refund:D0005156		178.00				
745 0000.121500.01	Jail Bonds Payable	Bond Refund:D0005156		350.00				528.00
1	DIXON, MARVIN							
I-000201605093183	DIXON, MARVIN:	R	5/13/2016			203671		
745 0000.121500.01	Jail Bonds Payable	Bond Refund:D0005162		178.00				
745 0000.121500.01	Jail Bonds Payable	Bond Refund:D0005162		700.00				
745 0000.121500.01	Jail Bonds Payable	Bond Refund:D0005162		30.00				908.00
1	WILLIAMS, GABRIELLE							
I-000201605093184	WILLIAMS, GABRIELLE:	R	5/13/2016			203672		
745 0000.121500.01	Jail Bonds Payable	Bond Refund:D0005164		230.00				230.00
1	BETANCOURT, ROBERT							
I-000201605093185	BETANCOURT, ROBERT:	R	5/13/2016			203673		
745 0000.121500.01	Jail Bonds Payable	Bond Refund:D0005178		350.00				350.00
1	WILLIS, SHAINA BRENAE							
I-000201605093186	WILLIS, SHAINA BRENAE:	R	5/13/2016			203674		
745 0000.121500.01	Jail Bonds Payable	Bond Refund:D0005178		350.00				350.00
1	SOTO MARROGUIN, HENRY							
I-000201605093187	SOTO MARROGUIN, HENRY:	R	5/13/2016			203675		
745 0000.121500.01	Jail Bonds Payable	Bond Refund:D0005239		730.00				730.00

VENDOR SET: 01 City of Dunwoody, GA  
 BANK: 05 Suntrust Municipal Court  
 DATE RANGE: 4/01/2016 THRU 5/31/2016

VENDOR I.D.	NAME	STATUS	CHECK DATE	AMOUNT	DISCOUNT	CHECK NO	CHECK STATUS	CHECK AMOUNT
1	MILLER, ANNA D							
I-000201605183188	MILLER, ANNA D:	R	5/20/2016			203676		
745 0000.121500.01	Jail Bonds Payable		Bond Refund:D0005190	350.00				350.00
1	OLMOS-GONZALEZ, GERARDO							
I-000201605183189	OLMOS-GONZALEZ, GERARDO:	R	5/20/2016			203677		
745 0000.121500.01	Jail Bonds Payable		Bond Refund:F37487	26.00				
745 0000.121500.01	Jail Bonds Payable		Bond Refund:F51259	200.00				
745 0000.121500.01	Jail Bonds Payable		Bond Refund:F51259	200.00CR				26.00
1	EWING, LATOYA CHARLISA ANN							
I-000201605183190	EWING, LATOYA CHARLISA ANN:	R	5/20/2016			203678		
745 0000.121500.01	Jail Bonds Payable		Bond Refund:D0004797	350.00				350.00
1	SARKER, ABDUL							
I-000201605183191	SARKER, ABDUL:	R	5/20/2016			203679		
745 0000.121500.01	Jail Bonds Payable		Bond Refund:D0005037	400.00				400.00
1	WILLIAMS, ROBERT ADAM							
I-000201605183193	WILLIAMS, ROBERT ADAM:	R	5/20/2016			203680		
745 0000.121500.01	Jail Bonds Payable		Bond Refund:D0004126	350.00				
745 0000.121500.01	Jail Bonds Payable		Bond Refund:D0004126	350.00				
745 0000.121500.01	Jail Bonds Payable		Bond Refund:F41264	200.00				900.00

* * T O T A L S * *	NO	INVOICE AMOUNT	DISCOUNTS	CHECK AMOUNT
REGULAR CHECKS:	77	111,367.87	0.00	110,487.87
HAND CHECKS:	0	0.00	0.00	0.00
DRAFTS:	0	0.00	0.00	0.00
EFT:	0	0.00	0.00	0.00
NON CHECKS:	0	0.00	0.00	0.00
VOID CHECKS:	1 VOID DEBITS	0.00		
	VOID CREDITS	880.00CR	880.00CR	0.00

TOTAL ERRORS: 0

\*\* G/L ACCOUNT TOTALS \*\*

G/L ACCOUNT	NAME	AMOUNT
745 0000.121500.01	Jail Bonds Payable	35,555.50
745 0000.121800.00	Due to State Agencies	74,932.37
	*** FUND TOTAL ***	110,487.87

VENDOR SET: 01	BANK: 05	TOTALS:	NO	INVOICE AMOUNT	DISCOUNTS	CHECK AMOUNT
			78	110,487.87	0.00	110,487.87
BANK: 05	TOTALS:		78	110,487.87	0.00	110,487.87

VENDOR SET: 01 City of Dunwoody, GA  
BANK: 06 PNC Municipal Court Cash  
DATE RANGE: 4/01/2016 THRU 5/31/2016

VENDOR I.D.	NAME	STATUS	CHECK DATE	AMOUNT	DISCOUNT	CHECK NO	CHECK STATUS	CHECK AMOUNT
001168	City of Dunwoody							
I-Feb-16 Mar-16	City of Dunwoody	R	4/15/2016			000033		
745 0000.121900.01	Due to Other Funds-100 (SYS)	City of Dunwoody		36,421.00				36,421.00
001168	City of Dunwoody							
I-APR-16	City of Dunwoody	R	5/13/2016			000034		
100 0000.121900.01	Due to Other Funds-745	City of Dunwoody		13,067.00				13,067.00

* * T O T A L S * *	NO	INVOICE AMOUNT	DISCOUNTS	CHECK AMOUNT
REGULAR CHECKS:	2	49,488.00	0.00	49,488.00
HAND CHECKS:	0	0.00	0.00	0.00
DRAFTS:	0	0.00	0.00	0.00
EFT:	0	0.00	0.00	0.00
NON CHECKS:	0	0.00	0.00	0.00
VOID CHECKS:	0	VOID DEBITS 0.00		
		VOID CREDITS 0.00	0.00	0.00

TOTAL ERRORS: 0

\*\* G/L ACCOUNT TOTALS \*\*

G/L ACCOUNT	NAME	AMOUNT
100 0000.121900.01	Due to Other Funds-745	13,067.00
	*** FUND TOTAL ***	13,067.00
745 0000.121900.01	Due to Other Funds-100 (SYS)	36,421.00
	*** FUND TOTAL ***	36,421.00

VENDOR SET: 01 BANK: 06	TOTALS:	NO	INVOICE AMOUNT	DISCOUNTS	CHECK AMOUNT
		2	49,488.00	0.00	49,488.00
BANK: 06	TOTALS:	2	49,488.00	0.00	49,488.00

VENDOR SET: 02 City of Dunwoody, GA

BANK: 08 CVB of Dunwoody

DATE RANGE: 4/01/2016 THRU 5/31/2016

VENDOR I.D.	NAME	STATUS	CHECK DATE	AMOUNT	DISCOUNT	CHECK NO	CHECK STATUS	CHECK AMOUNT
002086	United Healthcare							
I-40416053	United Healthcare	D	5/01/2016			000001		
950 7540.512100.00	Employees/Personnel/Benefits	United Healthcare		38.45				38.45
002174	Humana EMP HP Georgia							
I-629434943	Humana EMP HP Georgia	D	5/01/2016			000002		
950 7540.512100.00	Employees/Personnel/Benefits	Humana EMP HP Georgi		2,862.52				2,862.52
002004	Digitel Corporation							
I-132120	Digitel Corporation	R	4/01/2016			041692		
950 7540.523200.02	Admin/Telephone/Internet	Digitel Corporation		213.96				213.96
002014	Kaeser and Blair							
I-60310190	Kaeser and Blair	R	4/01/2016			041693		
950 7540.531100.01	Promotional/Promotional Matls	Kaeser and Blair		989.00				989.00
002024	365 Degree Total Marketing							
I-LG020216DC1	365 Degree Total Marketing	R	4/01/2016			041694		
950 7540.523900.01	Marketing/Photography/Videogra	365 Degree Total Mar		2,995.00				2,995.00
002036	Southeast Tourism Society							
I-21491	Southeast Tourism Society	R	4/01/2016			041695		
950 7540.523600.02	Marketing/Memberships	Southeast Tourism So		675.00				675.00
002047	Simple View, Inc							
I-66387	Simple View, Inc	R	4/01/2016			041696		
950 7540.521300.00	Marketing/Website Management	Simple View, Inc		500.00				500.00
002066	Greater Georgia Life							
I-000341008F	Greater Georgia Life	R	4/01/2016			041697		
950 7540.512100.00	Employees/Personnel/Benefits	Greater Georgia Life		48.51				48.51
002069	Flavors Magazine, LLC							
I-2016-052	Flavors Magazine, LLC	R	4/01/2016			041698		
950 7540.521200.21	Promotional/Promotions	Flavors Magazine, LL		4,000.00				4,000.00
002160	Kim Trawick							
I-MAR-16	Kim Trawick	R	4/01/2016			041699		
950 7540.523200.02	Admin/Telephone/Internet	Kim Trawick		75.00				
950 7540.523500.01	Promotional/Travel	Kim Trawick		144.07				
950 7540.531300.02	Promotional/Meals & Busn Devel	Kim Trawick		10.25				229.32
002226	Spruill Center for the Arts							
I-AA-01-16	Spruill Center for the Arts	R	4/01/2016			041700		
950 7540.521200.18	Promotional/Sponsorships	Spruill Center for t		300.00				300.00

VENDOR SET: 02 City of Dunwoody, GA

BANK: 08 CVB of Dunwoody

DATE RANGE: 4/01/2016 THRU 5/31/2016

VENDOR I.D.	NAME	STATUS	CHECK DATE	AMOUNT	DISCOUNT	CHECK NO	CHECK STATUS	CHECK AMOUNT
002238	Crystal Springs							
I-14875986	Crystal Springs	R	4/01/2016			041701		
950 7540.531100.00	Admin/Office Expense	Crystal Springs		51.24				51.24
002248	Paramore the Digital Agency, L							
I-INV-10458	Paramore the Digital Agency, L	R	4/01/2016			041702		
950 7540.523300.01	Marketing/Advertising -Digital	Paramore the Digital		1,500.00				
I-INV-10459	Paramore the Digital Agency, L	R	4/01/2016			041702		
950 7540.523300.01	Marketing/Advertising -Digital	Paramore the Digital		3,475.00				4,975.00
002249	National Pen Co., LLC							
I-108535273	National Pen Co., LLC	R	4/01/2016			041703		
950 7540.531100.01	Promotional/Promotional Matls	National Pen Co., LL		885.69				885.69
002002	Katherine A. Williams							
I-Mar-16	Katherine A. Williams	R	4/15/2016			041704		
950 7540.523200.02	Admin/Telephone/Internet	Katherine A. William		75.00				75.00
002014	Kaeser and Blair							
I-60329064	Kaeser and Blair	R	4/15/2016			041705		
950 7540.531100.01	Promotional/Promotional Matls	Kaeser and Blair		1,236.84				1,236.84
002065	Atlanta Magazine							
I-157610	Atlanta Magazine	R	4/15/2016			041706		
950 7540.523300.00	Marketing/Advertising - Print	Atlanta Magazine		4,995.00				
I-157667	Atlanta Magazine	R	4/15/2016			041706		
950 7540.523300.00	Marketing/Advertising - Print	Atlanta Magazine		4,500.00				9,495.00
002073	CNA Insurance							
I-2015 Audit Balance	CNA Insurance	R	4/15/2016			041707		
950 7540.523100.00	Admin/Insurance	CNA Insurance		228.00				228.00
002175	Mount Vernon Printing							
I-38884	Mount Vernon Printing	R	4/15/2016			041708		
950 7540.523400.00	Marketing/Printing	Mount Vernon Printin		66.34				66.34
002201	Pineapple Public Relations, In							
I-13-0516	Pineapple Public Relations, In	R	4/15/2016			041709		
950 7540.521200.20	Marketing/Public Relations	Pineapple Public Rel		1,750.00				1,750.00
002207	United Parcel Service, Inc							
I-00005E5684156	United Parcel Service, Inc	R	4/15/2016			041710		
950 7540.523200.01	Admin/Postage/Courier/Overnigh	United Parcel Servic		13.11				13.11



VENDOR SET: 02 City of Dunwoody, GA

BANK: 08 CVB of Dunwoody

DATE RANGE: 4/01/2016 THRU 5/31/2016

VENDOR I.D.	NAME	STATUS	CHECK DATE	AMOUNT	DISCOUNT	CHECK NO	CHECK STATUS	CHECK AMOUNT
002230	Scott Richmond							
I-MAR-16	Scott Richmond	R	4/15/2016			041711		
950 7540.523500.01	Promotional/Travel	Scott Richmond		34.02				
950 7540.523200.02	Admin/Telephone/Internet	Scott Richmond		150.00				
950 7540.531300.02	Promotional/Meals & Busn Devel	Scott Richmond		255.54				439.56
002247	Rhyme And Reason Design, LLC							
I-2035	Rhyme And Reason Design, LLC	R	4/15/2016			041712		
950 7540.521200.21	Promotional/Promotions	Rhyme And Reason Des		1,171.87				
I-2036	Rhyme And Reason Design, LLC	R	4/15/2016			041712		
950 7540.521200.12	Marketing/Graphic Design	Rhyme And Reason Des		2,476.50				3,648.37
002248	Paramore the Digital Agency, L							
I-INV-10530	Paramore the Digital Agency, L	R	4/15/2016			041713		
950 7540.521300.01	Marketing/Website Marketing	Paramore the Digital		3,000.00				
I-INV-10531	Paramore the Digital Agency, L	R	4/15/2016			041713		
950 7540.521300.01	Marketing/Website Marketing	Paramore the Digital		3,250.00				
I-INV-10532	Paramore the Digital Agency, L	R	4/15/2016			041713		
950 7540.521300.01	Marketing/Website Marketing	Paramore the Digital		150.56				
I-INV-10533	Paramore the Digital Agency, L	R	4/15/2016			041713		
950 7540.523300.01	Marketing/Advertising -Digital	Paramore the Digital		1,125.00				
I-INV-10534	Paramore the Digital Agency, L	R	4/15/2016			041713		
950 7540.521200.12	Marketing/Graphic Design	Paramore the Digital		2,000.00				9,525.56
002004	Digitel Corporation							
I-132817	Digitel Corporation	R	4/29/2016			041714		
950 7540.523200.02	Admin/Telephone/Internet	Digitel Corporation		211.31				211.31
002047	Simple View, Inc							
I-66996	Simple View, Inc	R	4/29/2016			041715		
950 7540.521300.00	Marketing/Website Management	Simple View, Inc		6,125.00				
I-67052	Simple View, Inc	R	4/29/2016			041715		
950 7540.521300.00	Marketing/Website Management	Simple View, Inc		500.00				6,625.00
002117	Comcast							
I-04.11.16	Comcast	R	4/29/2016			041716		
950 7540.523200.02	Admin/Telephone/Internet	Comcast		503.18				503.18
002197	The Aha! Connection							
I-1504	The Aha! Connection	R	4/29/2016			041717		
950 7540.521200.21	Promotional/Promotions	The Aha! Connection		370.00				370.00
002234	EEP EVENTS LLC							
I-1101744	EEP EVENTS LLC	R	4/29/2016			041718		
950 7540.523900.01	Marketing/Photography/Videogra	EEP EVENTS LLC		500.00				500.00

VENDOR SET: 02 City of Dunwoody, GA

BANK: 08 CVB of Dunwoody

DATE RANGE: 4/01/2016 THRU 5/31/2016

VENDOR I.D.	NAME	STATUS	CHECK DATE	AMOUNT	DISCOUNT	CHECK NO	CHECK STATUS	CHECK AMOUNT
002235	PCE Atlanta Office, LLC							
I-May-15	PCE Atlanta Office, LLC	R	4/29/2016			041719		
950 7540.522300.00	Admin/Rent	PCE Atlanta Office,		3,810.23				3,810.23
002237	Document Strategies, Inc.							
I-1293	Document Strategies, Inc.	R	4/29/2016			041720		
950 7540.523400.00	Marketing/Printing	Document Strategies,		59.81				59.81
002238	Crystal Springs							
I-14875986 042116	Crystal Springs	R	4/29/2016			041721		
950 7540.531100.00	Admin/Office Expense	Crystal Springs		36.23				36.23
002248	Paramore the Digital Agency, L							
I-INV-10543	Paramore the Digital Agency, L	R	4/29/2016			041722		
950 7540.523300.01	Marketing/Advertising -Digital	Paramore the Digital		10,116.84				10,116.84
002250	Drummond Press, Inc.							
I-70998	Drummond Press, Inc.	R	4/29/2016			041723		
950 7540.523400.00	Marketing/Printing	Drummond Press, Inc.		509.92				509.92
002002	Katherine A. Williams							
I-April 2016	Katherine A. Williams	R	5/13/2016			041724		
950 7540.523200.02	Admin/Telephone/Internet	Katherine A. William		75.00				75.00
002004	Digitel Corporation							
I-133802	Digitel Corporation	R	5/13/2016			041725		
950 7540.523200.02	Admin/Telephone/Internet	Digitel Corporation		211.31				211.31
002013	Collinson Media and Events							
I-36704	Collinson Media and Events	R	5/13/2016			041726		
950 7540.521200.22	Promotional/Group Sales Show	Collinson Media and		8,500.00				
I-36725	Collinson Media and Events	R	5/13/2016			041726		
950 7540.521200.21	Promotional/Promotions	Collinson Media and		4,500.00				13,000.00
002017	Dunwoody Perimeter Chamber							
I-7652	Dunwoody Perimeter Chamber	R	5/13/2016			041727		
950 7540.521200.22	Promotional/Group Sales Show	Dunwoody Perimeter C		600.00				600.00
002024	365 Degree Total Marketing							
I-NS050416DC1	365 Degree Total Marketing	R	5/13/2016			041728		
950 7540.523300.00	Marketing/Advertising - Print	365 Degree Total Mar		2,995.00				2,995.00
002066	Greater Georgia Life							
I-000343668F	Greater Georgia Life	R	5/13/2016			041729		
950 7540.512100.00	Employees/Personnel/Benefits	Greater Georgia Life		48.51				48.51

VENDOR SET: 02 City of Dunwoody, GA

BANK: 08 CVB of Dunwoody

DATE RANGE: 4/01/2016 THRU 5/31/2016

VENDOR I.D.	NAME	STATUS	CHECK DATE	AMOUNT	DISCOUNT	CHECK NO	CHECK STATUS	CHECK AMOUNT
002160	Kim Trawick							
I-April 2016	Kim Trawick	R	5/13/2016			041730		
950 7540.523200.02	Admin/Telephone/Internet	Kim Trawick		75.00				
950 7540.523500.01	Promotional/Travel	Kim Trawick		14.36				
950 7540.531300.02	Promotional/Meals & Busn Devel	Kim Trawick		20.52				109.88
002186	My Agency Savannah							
I-1410	My Agency Savannah	R	5/13/2016			041731		
950 7540.521200.12	Marketing/Graphic Design	My Agency Savannah		4,250.00				4,250.00
002210	Sarah Anne Steadman							
I-April 2016	Sarah Anne Steadman	R	5/13/2016			041732		
950 7540.523500.01	Promotional/Travel	Sarah Anne Steadman		38.48				
950 7540.531300.02	Promotional/Meals & Busn Devel	Sarah Anne Steadman		142.60				
950 7540.531100.01	Promotional/Promotional Matls	Sarah Anne Steadman		38.10				
950 7540.531100.00	Admin/Office Expense	Sarah Anne Steadman		10.68				
950 7540.521200.15	Promotional/Conv/Trade Shows	Sarah Anne Steadman		140.00				369.86
002222	Southern Living							
I-1565091	Southern Living	R	5/13/2016			041733		
950 7540.523300.00	Marketing/Advertising - Print	Southern Living		3,737.00				3,737.00
002227	FSP Two Ravinia Drive, LL							
I-2015 OPEX RECON	FSP Two Ravinia Drive, LL	R	5/13/2016			041734		
950 7540.523300.00	Marketing/Advertising - Print	FSP Two Ravinia Driv		108.96				108.96
002228	Trend Publications, LLC dba Ge							
I-IN-02851	Trend Publications, LLC dba Ge	R	5/13/2016			041735		
950 7540.523300.00	Marketing/Advertising - Print	Trend Publications,		5,044.50				5,044.50
002230	Scott Richmond							
I-April 2016	Scott Richmond	R	5/13/2016			041736		
950 7540.523200.02	Admin/Telephone/Internet	Scott Richmond		75.00				
950 7540.531100.03	Promotional/Meeting Bids & Inc	Scott Richmond		329.70				
950 7540.531300.02	Promotional/Meals & Busn Devel	Scott Richmond		78.54				483.24
002235	PCE Atlanta Office, LLC							
I-APRIL 2016	PCE Atlanta Office, LLC	R	5/13/2016			041737		
950 7540.522300.00	Admin/Rent	PCE Atlanta Office,		3,810.23				3,810.23
002237	Document Strategies, Inc.							
I-1334	Document Strategies, Inc.	R	5/13/2016			041738		
950 7540.523400.00	Marketing/Printing	Document Strategies,		62.11				62.11

VENDOR SET: 02 City of Dunwoody, GA  
 BANK: 08 CVB of Dunwoody  
 DATE RANGE: 4/01/2016 THRU 5/31/2016

VENDOR I.D.	NAME	STATUS	CHECK DATE	AMOUNT	DISCOUNT	CHECK NO	CHECK STATUS	CHECK AMOUNT
002248	Paramore the Digital Agency, L							
I-INV-10576	Paramore the Digital Agency, L	R	5/13/2016			041739		
950 7540.521300.01	Marketing/Website Marketing	Paramore the Digital		3,000.00				
I-INV-10577	Paramore the Digital Agency, L	R	5/13/2016			041739		
950 7540.521300.01	Marketing/Website Marketing	Paramore the Digital		3,250.00				
I-INV-10578	Paramore the Digital Agency, L	R	5/13/2016			041739		
950 7540.523300.01	Marketing/Advertising -Digital	Paramore the Digital		142.71				
I-INV-10579	Paramore the Digital Agency, L	R	5/13/2016			041739		
950 7540.523300.01	Marketing/Advertising -Digital	Paramore the Digital		12,411.54				18,804.25
002117	Comcast							
I-8220206930539952 M	Comcast	R	5/20/2016			041740		
950 7540.523200.02	Admin/Telephone/Internet	Comcast		257.59				257.59
002140	Mulcahy Accounting & Risk Cons							
I-2016-2	Mulcahy Accounting & Risk Cons	R	5/20/2016			041741		
950 7540.521200.10	Admin/Legal & Professional Fee	Mulcahy Accounting &		1,000.00				1,000.00
002201	Pineapple Public Relations, In							
I-13-0616	Pineapple Public Relations, In	R	5/20/2016			041742		
950 7540.521200.20	Marketing/Public Relations	Pineapple Public Rel		1,750.00				1,750.00
002203	Urban Enterprises Promotions,							
I-16-1294	Urban Enterprises Promotions,	R	5/20/2016			041743		
950 7540.521200.21	Promotional/Promotions	Urban Enterprises Pr		1,925.00				
950 7540.523200.03	Marketing/Postage/Courier/Ovrn	Urban Enterprises Pr		550.00				2,475.00
002209	Dawn Terrizzi							
I-May Reimbursements	Dawn Terrizzi	R	5/20/2016			041744		
950 7540.531100.00	Admin/Office Expense	Dawn Terrizzi		32.07				32.07
002235	PCE Atlanta Office, LLC							
I-June 2016 Rent	PCE Atlanta Office, LLC	R	5/20/2016			041745		
950 7540.522300.00	Admin/Rent	PCE Atlanta Office,		3,810.23				3,810.23

* * T O T A L S * *	NO	INVOICE AMOUNT	DISCOUNTS	CHECK AMOUNT
REGULAR CHECKS:	54	128,117.76	0.00	128,117.76
HAND CHECKS:	0	0.00	0.00	0.00
DRAFTS:	2	2,900.97	0.00	2,900.97
EFT:	0	0.00	0.00	0.00
NON CHECKS:	0	0.00	0.00	0.00
VOID CHECKS:	0	VOID DEBITS 0.00		
		VOID CREDITS 0.00	0.00	

TOTAL ERRORS: 0

VENDOR SET: 02 City of Dunwoody, GA  
 BANK: 08 CVB of Dunwoody  
 DATE RANGE: 4/01/2016 THRU 5/31/2016

\*\* G/L ACCOUNT TOTALS \*\*

G/L ACCOUNT	NAME	AMOUNT
950 7540.512100.00	Employees/Personnel/Benefits	2,997.99
950 7540.521200.10	Admin/Legal & Professional Fee	1,000.00
950 7540.521200.12	Marketing/Graphic Design	8,726.50
950 7540.521200.15	Promotional/Conv/Trade Shows	140.00
950 7540.521200.18	Promotional/Sponsorships	300.00
950 7540.521200.20	Marketing/Public Relations	3,500.00
950 7540.521200.21	Promotional/Promotions	11,966.87
950 7540.521200.22	Promotional/Group Sales Show S	9,100.00
950 7540.521300.00	Marketing/Website Management	7,125.00
950 7540.521300.01	Marketing/Website Marketing	12,650.56
950 7540.522300.00	Admin/Rent	11,430.69
950 7540.523100.00	Admin/Insurance	228.00
950 7540.523200.01	Admin/Postage/Courier/Overnigh	13.11
950 7540.523200.02	Admin/Telephone/Internet	1,922.35
950 7540.523200.03	Marketing/Postage/Courier/Ovrn	550.00
950 7540.523300.00	Marketing/Advertising - Print	21,380.46
950 7540.523300.01	Marketing/Advertising -Digital	28,771.09
950 7540.523400.00	Marketing/Printing	698.18
950 7540.523500.01	Promotional/Travel	230.93
950 7540.523600.02	Marketing/Memberships	675.00
950 7540.523900.01	Marketing/Photography/Videogra	3,495.00
950 7540.531100.00	Admin/Office Expense	130.22
950 7540.531100.01	Promotional/Promotional Matls	3,149.63
950 7540.531100.03	Promotional/Meeting Bids & Inc	329.70
950 7540.531300.02	Promotional/Meals & Busn Devel	507.45
	*** FUND TOTAL ***	131,018.73

VENDOR SET:	BANK:	TOTALS:	NO	INVOICE AMOUNT	DISCOUNTS	CHECK AMOUNT
02	08		56	131,018.73	0.00	131,018.73
	08		56	131,018.73	0.00	131,018.73
REPORT TOTALS:			508	11,670,083.15	0.00	11,670,083.15

SELECTION CRITERIA

-----  
VENDOR SET: \* - All  
VENDOR: ALL  
BANK CODES: All  
FUNDS: All  
-----

CHECK SELECTION

CHECK RANGE: 000000 THRU 999999  
DATE RANGE: 4/01/2016 THRU 5/31/2016  
CHECK AMOUNT RANGE: 0.00 THRU 999,999,999.99  
INCLUDE ALL VOIDS: YES  
-----

PRINT OPTIONS

SEQUENCE: CHECK NUMBER

PRINT TRANSACTIONS: YES  
PRINT G/L: YES  
UNPOSTED ONLY: NO  
EXCLUDE UNPOSTED: NO  
MANUAL ONLY: NO  
STUB COMMENTS: NO  
REPORT FOOTER: NO  
CHECK STATUS: NO  
PRINT STATUS: \* - All  
-----