

MEMORANDUM

To: Mayor and City Council
From: Chris Pike, Finance Director
Date: June 30, 2014
Subject: **YTD Financial Report for May, 2014**

Following are the financial highlights through May 31, 2014. Overall, the year has started as expected with especially positive numbers in building permits and hotel taxes. Occupation taxes (aka business licenses) were about \$100,000 off last year's pace in the first quarter, but that now appears to have been a timing issue only. Resource line item "Use of Prior Year Reserves" is at its annual budget level as we paid \$1,000,000 down on the variable rate loan. It's interesting to note that court fines are not that far off schedule considering the multiple storms and canceled court dates earlier this year.

Expenses are as expected. The budget overage in Community Development is due entirely to the increased building permit revenues. Later in the year, a budget amendment will be presented to capture some incomplete 2013 projects that continue into this year as well as a few adjustments that are needed for the current year such as this. Despite salaries being lower in Police due to some vacancies, the overtime remained low resulting in savings on both lines. Public Works is currently below budget but increased spending during the warmer months is expected.

Please take note of the new Capital Projects report. Within the report, you'll see surplus funds from past projects that could be reallocated at a later date through the budget process.

As Finance Director, I have reviewed this report. I am not aware of any material untrue statements or material omission; nor do I consider anything misleading. The financial statements and related information fairly present the financial condition and the results in all material respects. Management is responsible for internal controls and periodically evaluates these internal controls. No deficiencies in internal controls were discovered.


Michael G. Davis Mayor

Denis Shortal City Council Post 1
Jim Riticher City Council Post 2
Doug R. Thompson City Council Post 3

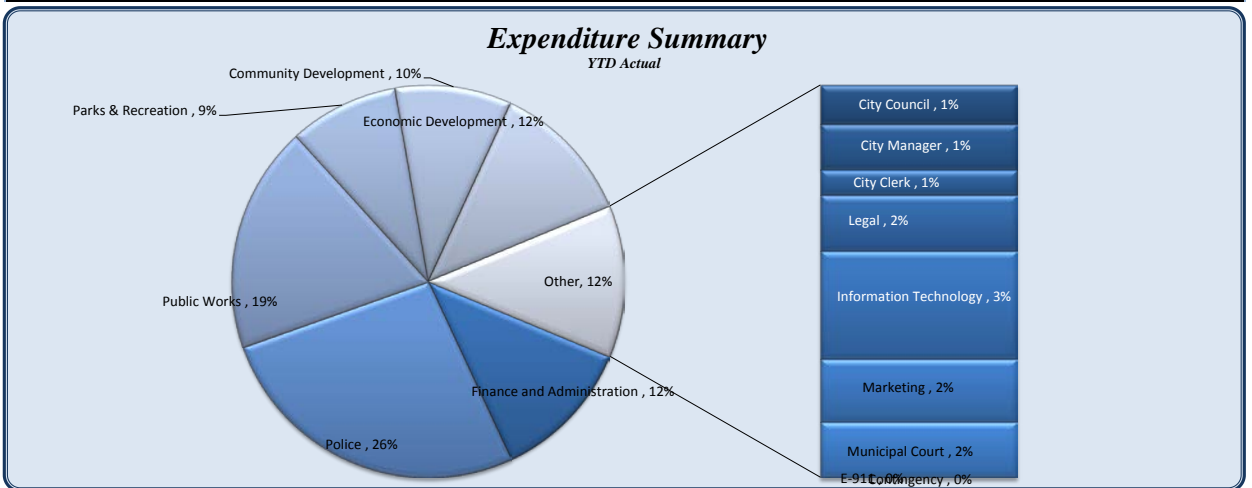
Terry Nall City Council Post 4
Lynn Deutsch City Council Post 5
John Heneghan City Council Post 6

City of Dunwoody
YTD Statement of Revenues and
Expenses Through May 31, 2014

Revenues & Resources	Total Annual	YTD Budget	YTD Actual	YTD Variance	Prior YTD Actual	Flux
	Budget					
				(% of YTD (\$ '000) Budget)		(Diff from Prior Year)
Taxes	20,198,000	3,877,083	4,158,991	282	107%	269,959
Licenses & Permits	875,000	214,583	599,783	385	280%	66,954
Intergovernmental Revenues	-	-	3,000	3	-	3,000
Other Charges for Services	408,000	25,417	55,283	30	218%	19,027
Fines & Forfeitures	1,510,000	625,000	626,057	1	100%	167,031
Investment Income	10,000	2,085	3,115	1	149%	(4,242)
Contributions & Donations from Private Sources	5,000	2,085	4,500	2	216%	(1,500)
Miscellaneous Revenue	213,000	65,733	90,087	24	137%	45,210
Other Financing Sources	1,150,000	250,000	250,000	-	100%	250,000
Use of Prior Year Reserves	1,038,676	1,038,676	1,038,676	0	100%	1,038,676
Total Revenues & Resources	25,407,676	6,100,662	6,829,493	729	112%	1,854,114



Expenditures	Total Annual	YTD Budget	YTD Actual	Variance	Prior YTD Actual	Flux
	Budget					
				(% of YTD (\$ '000) Budget)		(Diff from Prior Year)
City Council	225,544	119,178	116,784	2	98%	(15,036)
City Manager	350,908	145,407	134,340	11	92%	7,806
City Clerk	170,742	81,942	74,329	8	91%	46,054
Legal	385,000	195,417	167,779	28	86%	1,483
Finance and Administration	2,789,724	1,203,444	1,104,232	99	92%	261,984
Information Technology	729,669	323,520	321,174	2	99%	(5,929)
Marketing	454,932	200,091	186,101	14	93%	(17,238)
Municipal Court	504,503	211,753	165,067	47	78%	(7,726)
Police	6,446,249	2,832,104	2,479,355	353	88%	667,863
E-911	251,655	104,856	-	105	0%	52,675
Public Works	6,235,646	1,951,586	1,746,694	205	90%	(531,215)
Parks & Recreation	2,685,633	907,689	840,723	67	93%	532,440
Community Development	2,068,802	861,768	900,438	(39)	104%	(45,597)
Economic Development	1,283,668	1,119,250	1,108,837	10	99%	(1,009,914)
Contingency	400,000	166,667	-	167	0%	-
Total Expenditures	24,982,675	10,424,674	9,345,855	1,079	90%	(62,349)



Total Revenues over/(under) Expenditures	425,001	(4,324,011)	(2,516,363)	1,807,649	(4,308,127)	1,791,764
---	----------------	--------------------	--------------------	------------------	--------------------	------------------

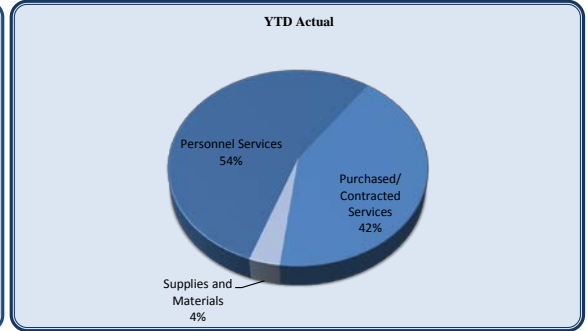
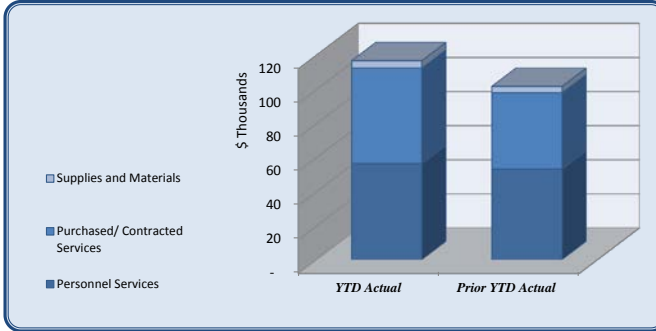
City of Dunwoody
YTD Statement of Revenues and
Expenses Through May 31, 2014

Revenues	Total Annual	YTD Budget	YTD Actual	Variance	Prior YTD Actual	Flux	
	Budget						(% of YTD Budget)
				(\$ '000)			
Real Property Tax	4,900,000	-	54,626	55	57,935	(3,309)	
Personal Property Tax	360,000	-	13,157	13	5,108	8,049	
Motor Vehicle	630,000	262,500	272,457	10	104%	176,988	(95,469)
Intangibles (Reg & Recording)	60,000	25,000	47,370	22	189%	10,328	37,042
Franchise Fees	3,250,000	310,000	311,892	2	101%	330,832	(18,940)
Homestead Option Sales Tax	4,000,000	-	-	-	-	-	-
Hotel/Motel Tax	1,260,000	525,000	608,347	83	116%	490,450	117,897
Alcoholic Beverage Excise Tax	560,000	233,333	262,412	29	112%	255,530	6,881
MVR Excise Tax	98,000	40,833	44,988	4	110%	42,204	2,784
Excise Tax on Energy	-	-	15,721	16	-	-	15,721
Business & Occupation Tax	2,600,000	2,365,000	2,407,388	42	102%	2,399,554	7,834
Insurance Premium Tax	2,350,000	-	-	-	-	-	-
Financial Institutions Tax	105,000	105,000	113,441	8	108%	109,743	3,698
Penalties & int on delinq tax	5,000	2,083	2,720	1	131%	5,324	(2,605)
Pen & Int on delinq taxes-Business	20,000	8,333	4,475	(4)	54%	5,038	(562)
Taxes	20,198,000	3,877,083	4,158,991	282	107%	3,889,033	269,959
Alcoholic Beverage Licenses	360,000	-	17,726	18	18,488	(762)	
Other Licenses and Permits	-	-	740	1	1,085	(345)	
Planning & Zoning Fees	15,000	6,250	17,530	11	280%	10,630	6,900
Bldg Structures & Equipment	500,000	208,333	534,687	326	257%	502,173	32,515
Soil Erosion	-	-	-	-	453	(453)	
Plan Review-Fire	-	-	29,100	29	-	29,100	
Licenses & Permits	875,000	214,583	599,783	385	280%	532,829	66,954
Local Government Grants	-	-	3,000	3	-	3,000	
Intergovernmental Revenues	-	-	3,000	3	-	3,000	
Election Qualifying Fees	-	-	-	-	-	-	
Sale of maps and publications	-	-	180	0	200	(20)	
Special Police Services	10,000	4,165	5,480	1	132%	7,840	(2,360)
Fingerprinting Fee	5,000	2,085	3,530	1	169%	3,029	502
Public Safety-Other	36,000	15,000	35,120	20	234%	16,040	19,081
Special Assessments	20,000	-	38	0	113	(75)	
Streetlight Fees	327,000	-	5,526	6	1,762	3,763	
Recreation Program Fees	-	-	194	0	939	(746)	
Pavilion Rentals	10,000	4,167	5,125	1	123%	6,100	(975)
NSF Fees	-	-	90	0	234	(144)	
Other Charges for Services	408,000	25,417	55,283	30	218%	36,256	19,027
Municipal Court Fines & Forfeitures	1,500,000	625,000	626,057	1	100%	459,203	166,854
Cash Confiscation	10,000	-	-	-	(177)	177	
Fines & Forfeitures	1,510,000	625,000	626,057	1	100%	459,026	167,031
Interest Revenue	10,000	2,085	3,115	1	149%	7,357	(4,242)
Investment Income	10,000	2,085	3,115	1	149%	7,357	(4,242)
Contr & Don From Priv Sources	-	-	-	-	-	-	
Explorer Donations	5,000	2,085	4,500	2	216%	2,500	2,000
Donations	-	-	-	-	3,500	(3,500)	
Contributions & Donations from Private Sources	5,000	2,085	4,500	2	216%	6,000	(1,500)
Rents & Royalties	198,000	59,483	77,380	18	130%	23,198	(54,182)
Reimb for damaged property	-	-	11,915	12	21,461	(9,546)	
Other Charges For Services	15,000	6,250	42	(6)	218	(177)	
Miscellaneous Revenue	-	-	750	1	-	750	
Miscellaneous Revenue	213,000	65,733	90,087	24	137%	44,878	45,210
Proceeds from sale of property	1,150,000	250,000	250,000	-	100%	-	250,000
Other Financing Sources	1,150,000	250,000	250,000	-	100%	-	250,000
Residual Equity Transfer	1,038,676	1,038,676	1,038,676	0	100%	-	1,038,676
Total Revenues	25,407,676	6,100,662	6,829,493	729	112%	4,975,379	1,854,114

City of Dunwoody
YTD Statement of Revenues and
Expenses Through May 31, 2014

City Council	Total Annual	YTD Budget	YTD Actual	Variance	Prior YTD Actual	Flux
	Budget					
				(\$ '000)		

Personnel Services	135,694	56,539	56,486	0	100%	53,244	(3,241)
Purchased/ Contracted Services	76,650	56,446	56,054	0	99%	44,753	(11,301)
Supplies and Materials	13,200	6,193	4,244	2	69%	3,750	(494)
Total City Council	225,544	119,178	116,784	2	98%	101,748	(15,036)



City Council	Total Annual	YTD Budget	YTD Actual	Variance	Prior YTD Actual	Flux
	Budget					
				(\$ '000)		

Regular Salaries	88,000	36,667	36,732	(0)	100%	36,667	(66)
Group Insurance	40,962	17,068	17,142	(0)	100%	13,970	(3,172)
Social Security	5,456	2,273	2,117	0	93%	2,114	(3)
Medicare	1,276	532	495	0	93%	494	(1)
Unemployment Insurance	-	-	-	-	-	-	-
Personnel Services	135,694	56,539	56,486	0	100%	53,244	(3,241)

Professional Services	3,000	1,900	1,868	0	98%	1,235	(633)
Technical Services	1,000	417	-	0	0%	10	10
Property/Liability Insurance	40,000	40,000	48,014	(8)	120%	32,742	(15,272)
Communications	6,500	2,708	514	2	19%	543	29
Printing & Binding	4,800	2,000	-	2	0%	462	462
Travel	10,300	4,292	796	3	19%	862	66
Dues & Fees	4,000	1,667	1,558	0	93%	1,250	(308)
Education & Training	7,050	3,463	3,305	0	95%	7,650	4,345
Purchased/ Contracted Services	76,650	56,446	56,054	0	99%	44,753	(11,301)

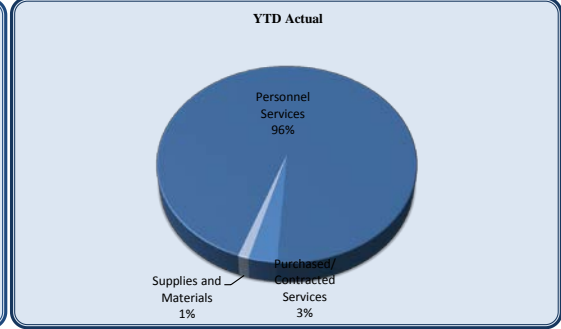
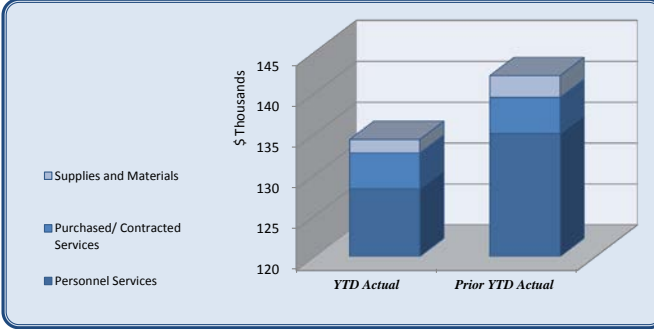
Supplies	4,000	1,667	722	1	43%	884	162
Food	4,500	2,175	1,730	0	80%	1,894	164
Books & Periodicals	700	292	188	0	64%	93	(95)
Small Equipment	4,000	2,060	1,604	0	78%	880	(724)
Supplies and Materials	13,200	6,193	4,244	2	69%	3,750	(494)

Total City Council	225,544	119,178	116,784	2	98%	101,748	(15,036)
---------------------------	----------------	----------------	----------------	----------	------------	----------------	-----------------

City of Dunwoody
YTD Statement of Revenues and
Expenses Through May 31, 2014

<i>City Manager</i>	Total Annual Budget	YTD Budget	YTD Actual	Variance (\$ '000)	(% of YTD Budget)	Prior YTD Actual	Flux (Diff from Prior Year)
---------------------	------------------------	------------	------------	-----------------------	----------------------	------------------	-----------------------------------

Personnel Services	327,766	135,224	128,325	7	95%	135,074	6,749
Purchased/ Contracted Services	18,685	7,902	4,374	4	55%	4,412	39
Supplies and Materials	4,457	2,281	1,642	1	72%	2,660	1,019
Total City Manager	350,908	145,407	134,340	11	92%	142,147	7,806



<i>City Manager</i>	Total Annual Budget	YTD Budget	YTD Actual	Variance (\$ '000)	(% of YTD Budget)	Prior YTD Actual	Flux (Diff from Prior Year)
---------------------	------------------------	------------	------------	-----------------------	----------------------	------------------	-----------------------------------

Regular Salaries	253,758	104,212	103,622	1	99%	100,221	(3,400)
Group Insurance	28,919	12,050	9,945	2	83%	16,990	7,044
Medicare	3,680	1,533	1,405	0	92%	1,457	52
Retirement	41,109	17,129	13,095	4	76%	16,406	3,310
Workers' Compensation	300	300	258	0	86%	-	(258)
Personnel Services	327,766	135,224	128,325	7	95%	135,074	6,749

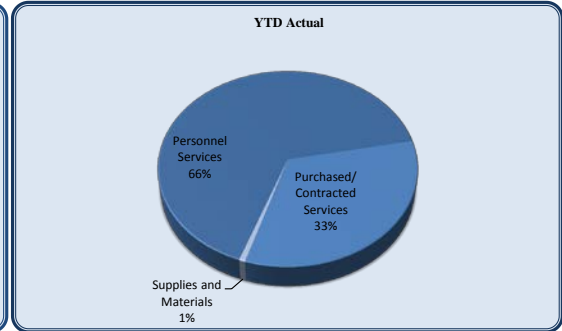
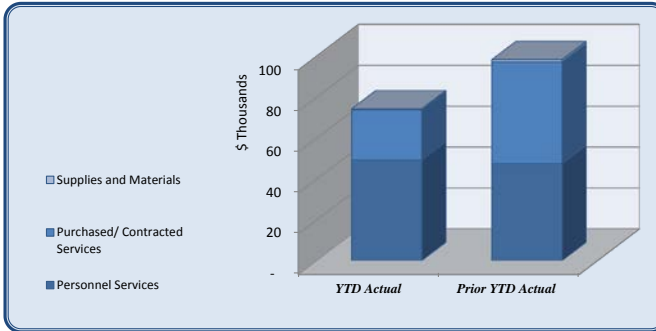
Communications	3,110	1,296	1,148	0	89%	610	(538)
Printing & Binding	500	325	788	(0)	242%	210	(578)
Travel	6,400	2,667	589	2	22%	372	(217)
Dues & Fees	2,875	1,198	325	1	27%	1,850	1,525
Education & Training	5,800	2,417	1,524	1	63%	1,370	(154)
Purchased/ Contracted Services	18,685	7,902	4,374	4	55%	4,412	39

Supplies	2,062	896	605	0	68%	1,252	647
Food	1,500	705	477	0	68%	613	136
Books & Periodicals	320	245	245	0	100%	10	(235)
Small Equipment	575	436	314	0	72%	785	471
Supplies and Materials	4,457	2,281	1,642	1	72%	2,660	1,019

Total City Manager	350,908	145,407	134,340	11	92%	142,147	7,806
--------------------	---------	---------	---------	----	-----	---------	-------

City of Dunwoody
YTD Statement of Revenues and
Expenses Through May 31, 2014

City Clerk	Total Annual	YTD Budget	YTD Actual	Variance (\$ '000)	(% of YTD Budget)	Prior YTD Actual	Flux (Diff from Prior Year)
	Budget						
Personnel Services	119,631	49,232	49,329	(0)	100%	47,563	(1,765)
Purchased/ Contracted Services	46,430	30,760	24,487	6	80%	49,666	25,179
Supplies and Materials	4,681	1,950	514	1	26%	1,154	640
Transfers Out	-	-	-	-	-	22,000	22,000
Total City Clerk	170,742	81,942	74,329	8	91%	120,383	46,054

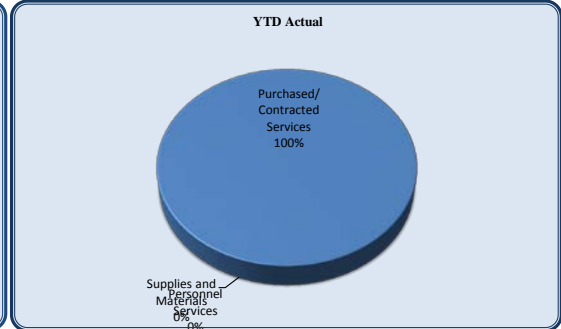
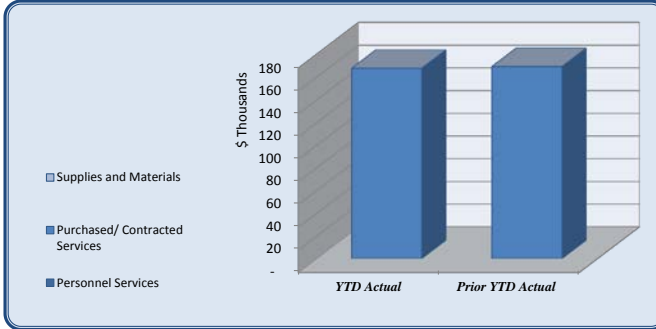


City Clerk	Total Annual	YTD Budget	YTD Actual	Variance (\$ '000)	(% of YTD Budget)	Prior YTD Actual	Flux (Diff from Prior Year)
	Budget						
Salaries	88,896	36,338	37,329	(1)	103%	35,893	(1,436)
Group Insurance	14,894	6,206	5,621	1	91%	5,228	(393)
Medicare	1,289	537	507	0	94%	534	27
Retirement	14,402	6,001	5,693	0	95%	5,908	215
Workers' Compensation	150	150	179	(0)	119%	-	(179)
Personnel Services	119,631	49,232	49,329	(0)	100%	47,563	(1,765)
Professional Services	10,000	4,167	550	4	13%	1,221	671
Technical Services	2,750	1,146	400	1	35%	29,103	28,703
Repairs and Maintenance	22,700	20,685	20,556	0	99%	16,202	(4,354)
Communications	1,980	825	521	0	63%	405	(116)
Advertising	1,000	417	-	0	0%	216	216
Printing & Binding	500	208	-	0	0%	-	-
Travel	3,750	1,750	1,726	0	99%	1,144	(582)
Dues & Fees	265	110	134	(0)	121%	-	(134)
Education & Training	3,485	1,452	600	1	41%	1,375	775
Purchased/ Contracted Services	46,430	30,760	24,487	6	80%	49,666	25,179
Supplies	1,881	784	514	0	66%	369	(145)
Food	400	167	-	0	0%	-	-
Books & Periodicals	400	167	-	0	0%	-	-
Small Equipment	2,000	833	-	1	0%	785	785
Supplies and Materials	4,681	1,950	514	1	26%	1,154	640
Transfers to Debt Service Fund	-	-	-	-	-	22,000	22,000
Transfers Out	-	-	-	-	-	22,000	22,000
Total City Clerk	170,742	81,942	74,329	8	91%	120,383	46,054

City of Dunwoody
YTD Statement of Revenues and
Expenses Through May 31, 2014

Legal	Total Annual			Variance (\$ '000)	Prior YTD Actual (% of YTD Budget)	Flux (Diff from Prior Year)
	Budget	YTD Budget	YTD Actual			

Personnel Services	-	-	-	-	-	-
Purchased/ Contracted Services	385,000	195,417	167,762	28	86%	1,500
Supplies and Materials	-	-	17	(0)	-	(17)
Total Legal	385,000	195,417	167,779	28	86%	1,483

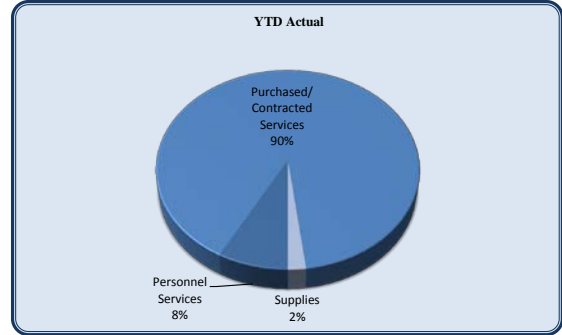
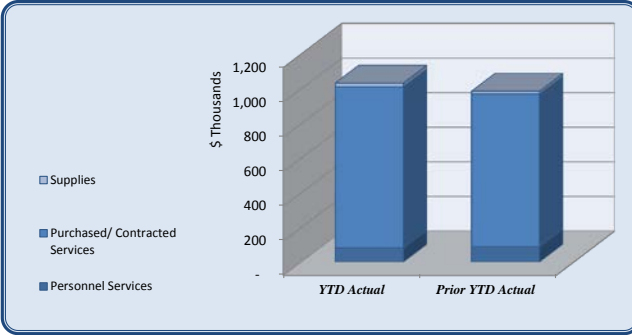


Legal	Total Annual			Variance (\$ '000)	Prior YTD Actual (% of YTD Budget)	Flux (Diff from Prior Year)
	Budget	YTD Budget	YTD Actual			

Personnel Services	-	-	-	-	-	-
Professional Services	385,000	195,417	167,747	28	86%	1,768
Printing & Binding	-	-	-	-	-	(266)
Travel	-	-	13	(0)	-	13
Purchased/ Contracted Services	385,000	195,417	167,762	28	86%	1,500
Food	-	-	17	(0)	-	(17)
Supplies and Materials	-	-	17	(0)	-	(17)
Total Legal	385,000	195,417	167,779	28	86%	1,483

City of Dunwoody
YTD Statement of Revenues and
Expenses Through May 31, 2014

<i>Finance and Administration</i>		Total Annual Budget	YTD Budget	YTD Actual	Variance (\$ '000)	(% of YTD Budget)	Prior YTD Actual	Flux (Diff from Prior Year)
Personnel Services		225,203	92,821	81,952	11	88%	87,680	5,728
Purchased/ Contracted Services		2,203,650	1,006,266	931,150	75	93%	882,316	(48,834)
Supplies		79,371	33,983	20,755	13	61%	16,220	(4,536)
Transfers Out		281,500	70,375	70,375	-	100%	380,000	309,625
Total Finance and Administration		2,789,724	1,203,444	1,104,232	99	92%	1,366,216	261,984

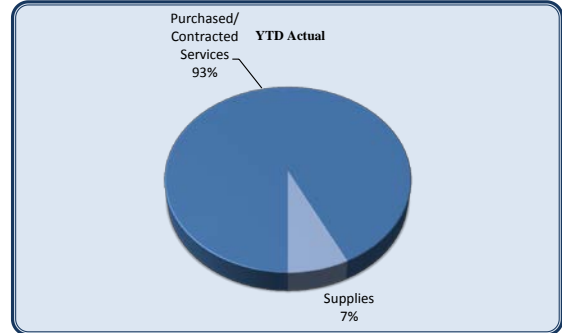
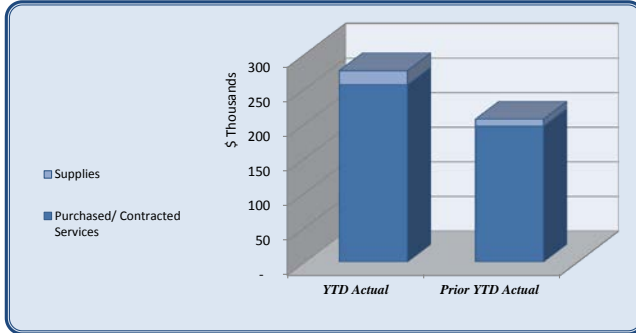


<i>Finance and Administration</i>		Total Annual Budget	YTD Budget	YTD Actual	Variance (\$ '000)	(% of YTD Budget)	Prior YTD Actual	Flux (Diff from Prior Year)
Regular Salaries		135,649	55,247	55,444	(0)	100%	53,236	(2,208)
Group Insurance		22,461	9,561	8,134	1	85%	7,545	(589)
Medicare		1,967	817	721	0	88%	759	38
Retirement		21,976	9,129	8,231	1	90%	8,672	442
Workers' Compensation		150	150	179	(0)	119%	-	(179)
Other Employee Benefits		43,000	17,917	9,244	9	52%	17,468	8,224
Personnel Services		225,203	92,821	81,952	11	88%	87,680	5,728
Official/Admin Services		1,249,997	520,832	520,832	(0)	100%	520,832	-
Professional Services		99,636	41,515	40,412	1	97%	40,382	(30)
Technical Services		37,500	31,550	33,536	(2)	106%	27,647	(5,889)
Repairs & Maintenance		82,313	39,604	38,911	1	98%	26,613	(12,297)
Rentals		523,419	218,091	175,823	42	81%	141,138	(34,685)
Insurance		55,000	55,000	35,882	19	65%	48,251	12,369
Communications		8,200	3,417	4,177	(1)	122%	3,677	(500)
Advertising		2,500	1,042	-	1	0%	-	-
Printing & Binding		8,400	3,500	2,179	1	62%	769	(1,410)
Travel		3,500	1,458	2,229	(1)	153%	1,441	(788)
Dues & Fees		63,920	61,396	60,835	1	99%	59,036	(1,799)
Education & Training		40,465	16,860	4,175	13	25%	2,943	(1,232)
Other Charges		28,800	12,000	12,160	(0)	101%	9,586	(2,573)
Purchased/ Contracted Services		2,203,650	1,006,266	931,150	75	93%	882,316	(48,834)
Supplies		17,681	7,367	6,413	1	87%	3,886	(2,527)
Electricity		25,000	10,417	10,408	0	100%	8,186	(2,221)
Diesel		10,000	4,167	-	4	0%	-	-
Food		22,290	9,288	1,860	7	20%	2,668	808
Books & Periodicals		1,500	625	-	1	0%	-	-
Small Equipment		2,900	2,120	2,075	0	98%	1,480	-
Supplies		79,371	33,983	20,755	13	61%	16,220	(4,536)
Transfers to Debt Service Fund		-	-	-	-	-	80,000	80,000
Transfers to Capital		281,500	70,375	70,375	-	100%	-	229,625
Transfers Out		281,500	70,375	70,375	-	100%	380,000	309,625
Total Finance and Administration		2,789,724	1,203,444	1,104,232	99	92%	1,366,216	261,984

City of Dunwoody
YTD Statement of Revenues and
Expenses Through May 31, 2014

<i>Information Technology</i>	Total Annual Budget	YTD Budget	YTD Actual	Variance (\$ '000)	(% of YTD Budget)	Prior YTD Actual	Flux (Diff from Prior Year)
-------------------------------	------------------------	------------	------------	-----------------------	----------------------	------------------	-----------------------------------

Purchased/ Contracted Services	516,934	258,447	256,099	2	99%	196,153	(59,945)
Supplies	33,360	20,229	20,232	(0)	100%	10,092	(10,140)
Transfers Out	179,375	44,844	44,844	-	100%	109,000	64,156
Total Information Technology	729,669	323,520	321,174	2	99%	315,245	(5,929)



<i>Information Technology</i>	Total Annual Budget	YTD Budget	YTD Actual	Variance (\$ '000)	(% of YTD Budget)	Prior YTD Actual	Flux (Diff from Prior Year)
-------------------------------	------------------------	------------	------------	-----------------------	----------------------	------------------	-----------------------------------

Official/Admin Svcs	309,662	129,026	129,026	0	100%	122,590	(6,436)
Professional Services	-	-	40	(0)		279	239
Technical Services	9,000	4,250	4,217	0	99%	650	(3,567)
Repairs & Maintenance	169,533	105,403	105,001	0	100%	57,829	(47,172)
Communications	25,239	18,310	17,815	0	97%	14,805	(3,009)
Printing & Binding	500	208	-	0	0%	-	-
Education & Training	3,000	1,250	-	1	0%	-	-
Purchased/ Contracted Services	516,934	258,447	256,099	2	99%	196,153	(59,945)

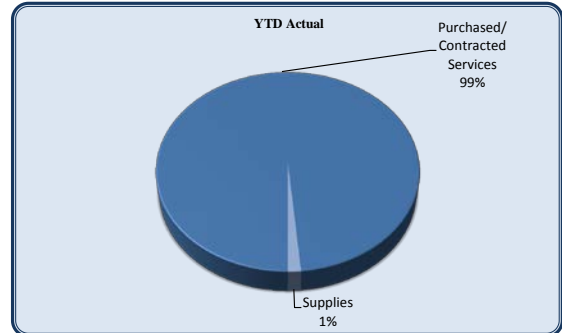
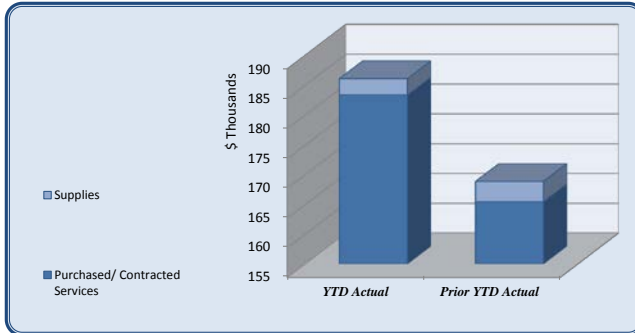
Supplies	650	477	478	(0)	100%	928	450
Small Equipment	32,710	19,753	19,755	(0)	100%	9,164	-
Supplies	33,360	20,229	20,232	(0)	100%	10,092	(10,140)

Transfers to Debt Service Fund	-	-	-	-		109,000	109,000
Transfers to Capital	179,375	44,844	44,844	-	100%	-	(44,844)
Transfers Out	179,375	44,844	44,844	-	100%	109,000	64,156

Total Information Technology	729,669	323,520	321,174	2	99%	315,245	(5,929)
------------------------------	---------	---------	---------	---	-----	---------	---------

City of Dunwoody
YTD Statement of Revenues and
Expenses Through May 31, 2014

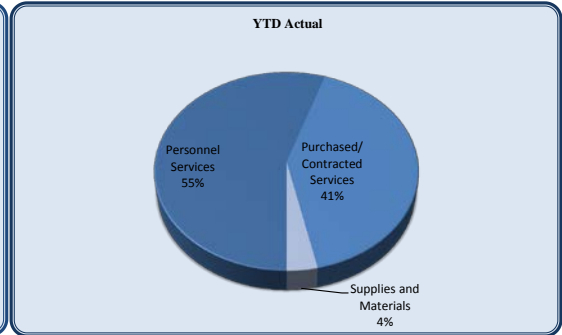
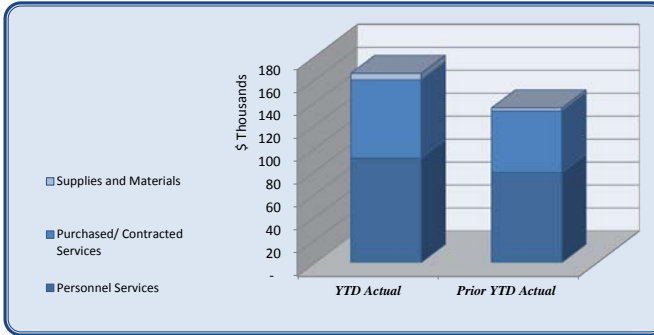
<i>Marketing</i>	Total Annual Budget	YTD Budget	YTD Actual	Variance (\$ '000)	(% of YTD Budget)	Prior YTD Actual	Flux (Diff from Prior Year)
Purchased/ Contracted Services	438,023	193,046	183,391	10	95%	165,467	(17,924)
Supplies	16,909	7,045	2,710	4	38%	3,396	686
Total Marketing	454,932	200,091	186,101	14	93%	168,864	(17,238)



<i>Marketing</i>	Total Annual Budget	YTD Budget	YTD Actual	Variance (\$ '000)	(% of YTD Budget)	Prior YTD Actual	Flux (Diff from Prior Year)
Official/Admin Services	298,983	124,576	124,576	-	100%	120,940	(3,636)
Professional Services	40,040	18,585	18,746	(0)	101%	24,916	6,171
Technical Services	15,000	6,250	4,076	2	65%	3,600	(476)
Communications	6,000	2,500	77	2	3%	109	32
Advertising	55,000	27,917	24,245	4	87%	11,795	(12,450)
Printing & Binding	20,000	11,533	10,146	1	88%	4,107	(6,039)
Dues & Fees	3,000	1,685	1,525	0	91%	-	(1,525)
Purchased/ Contracted Services	438,023	193,046	183,391	10	95%	165,467	(17,924)
Supplies	7,000	2,917	1,750	1	60%	1,054	(696)
Food	5,000	2,083	171	2	8%	1,396	1,224
Small Equipment	4,109	1,712	789	1	46%	946	-
Supplies	16,909	7,045	2,710	4	38%	3,396	686
Total Marketing	454,932	200,091	186,101	14	93%	168,864	(17,238)

City of Dunwoody
YTD Statement of Revenues and
Expenses Through May 31, 2014

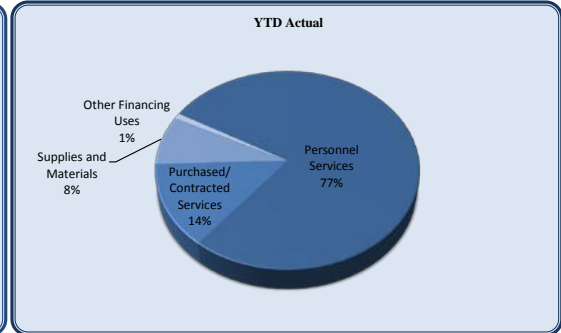
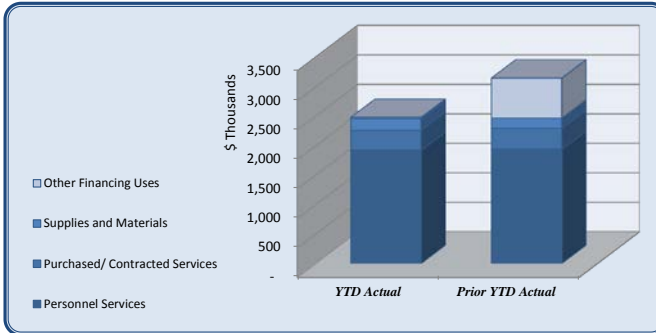
<i>Municipal Court</i>	Total Annual Budget	YTD Budget	YTD Actual	Variance	(% of YTD Budget)	Prior YTD Actual	Flux
							(Diff from Prior Year)
					(\$ '000)		
Personnel Services	263,941	111,325	91,093	20	82%	78,632	(12,462)
Purchased/ Contracted Services	222,350	92,646	68,299	24	74%	53,601	(14,698)
Supplies and Materials	18,212	7,782	5,675	2	73%	2,609	(3,067)
Other Financing Uses	-	-	-	-	-	22,500	22,500
Total Municipal Court	504,503	211,753	165,067	47	78%	157,342	(7,726)



<i>Municipal Court</i>	Total Annual Budget	YTD Budget	YTD Actual	Variance	(% of YTD Budget)	Prior YTD Actual	Flux
							(Diff from Prior Year)
					(\$ '000)		
Regular Salaries	186,194	77,581	65,023	13	84%	56,524	(8,499)
Overtime Salaries	6,500	3,708	3,486	0	94%	1,347	(2,139)
Group Insurance	37,891	15,788	11,291	4	72%	10,602	(689)
Medicare	2,691	1,121	914	0	82%	835	(79)
Retirement	30,065	12,527	9,842	3	79%	9,324	(519)
Workers' Compensation	600	600	537	0	89%	-	(537)
Personnel Services	263,941	111,325	91,093	20	82%	78,632	(12,462)
Professional Services	153,945	64,144	54,329	10	85%	41,234	(13,096)
Technical Services	32,550	13,563	7,481	6	55%	6,711	(770)
Repairs & Maintenance	16,050	6,688	2,217	4	33%	1,300	(917)
Rentals	4,000	1,667	275	1	17%	136	(139)
Communications	4,000	1,667	1,565	0	94%	1,636	71
Printing & Binding	1,000	417	1,008	(1)	242%	276	(732)
Travel	5,000	2,083	256	2	12%	237	(20)
Dues & Fees	805	335	267	0	80%	142	(125)
Education & Training	5,000	2,083	900	1	43%	860	(40)
Purchased/ Contracted Services	222,350	92,646	68,299	24	74%	53,601	(14,698)
Supplies	5,974	2,489	2,014	0	81%	1,873	(142)
Food	2,300	958	355	1	37%	511	156
Books & Periodicals	600	250	-	0	0%	-	-
Small Equipment	9,338	4,085	3,306	1	81%	225	(3,081)
Supplies and Materials	18,212	7,782	5,675	2	73%	2,609	(3,067)
Transfers to Debt Service Fund	-	-	-	-	-	22,500	22,500
Other Financing Uses	-	-	-	-	-	22,500	22,500
Total Municipal Court	504,503	211,753	165,067	47	78%	157,342	(7,726)

City of Dunwoody
YTD Statement of Revenues and
Expenses Through May 31, 2014

<i>Police</i>	Total Annual	YTD Budget	YTD Actual	Variance (\$ '000)	(% of YTD Budget)	Prior YTD Actual	Flux (Diff from Prior Year)
	Budget						
Personnel Services	5,173,926	2,203,890	1,921,005	283	87%	1,939,510	18,505
Purchased/ Contracted Services	689,705	380,062	338,975	41	89%	354,537	15,562
Supplies and Materials	498,220	227,053	198,275	29	87%	173,609	(24,666)
Other Financing Uses	84,398	21,100	21,100	-	100%	679,562	658,463
Total Police	6,446,249	2,832,104	2,479,355	353	88%	3,147,218	667,863



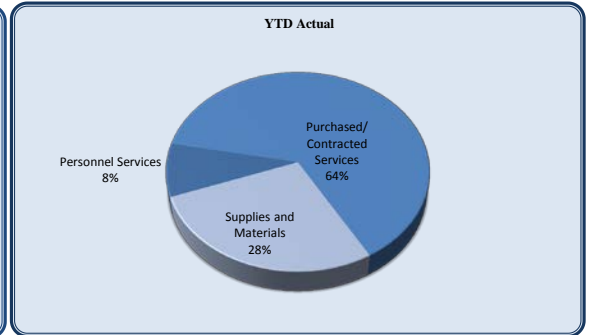
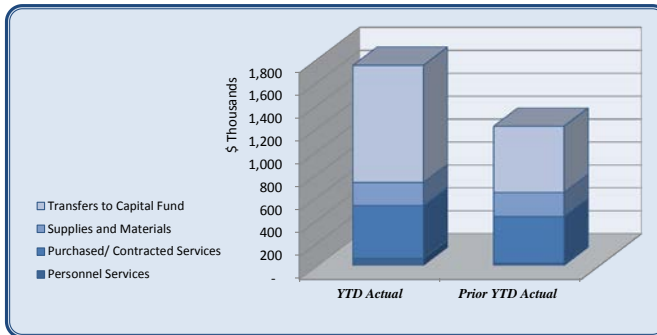
<i>Police</i>	Total Annual	YTD Budget	YTD Actual	Variance (\$ '000)	(% of YTD Budget)	Prior YTD Actual	Flux (Diff from Prior Year)
	Budget						
Regular Salaries	3,322,541	1,363,588	1,264,211	99	93%	1,216,394	(47,817)
Overtime Salaries	325,136	135,473	42,432	93	31%	103,708	61,276
Total Salaries	3,647,677	1,499,062	1,306,643	192	87%	1,320,102	13,459
Group Insurance	798,582	332,743	289,279	43	87%	277,279	(12,000)
Medicare	52,892	22,038	17,374	5	79%	19,139	1,766
Retirement	556,675	231,948	186,718	45	80%	204,119	17,402
Workers' Compensation	118,100	118,100	120,992	(3)	102%	118,871	(2,121)
Personnel Services	1,526,249	704,829	614,362	90	87%	619,408	5,046
Professional Services	92,000	38,333	9,054	29	24%	7,051	(2,003)
Technical Services	30,760	12,817	8,565	4	67%	14,955	6,391
Repairs & Maintenance	306,181	175,135	171,779	3	98%	186,806	15,028
Rentals	12,100	5,042	4,393	1	87%	2,193	(2,200)
Insurance	77,357	77,357	85,147	(8)	110%	75,951	(9,196)
Claims	-	-	2,000	(2)		9,324	7,324
Communications	77,607	32,336	28,333	4	88%	28,859	527
Advertising	2,500	1,042	-	1	0%	230	230
Printing & Binding	5,440	2,267	2,379	(0)	105%	114	(2,265)
Travel	39,000	16,250	13,125	3	81%	9,003	(4,122)
Dues & Fees	10,480	4,367	3,346	1	77%	4,525	1,178
Education & Training	36,280	15,117	10,855	4	72%	15,525	4,670
Purchased/ Contracted Services	689,705	380,062	338,975	41	89%	354,537	15,562
Supplies	94,086	39,203	38,524	1	98%	47,980	9,456
Supplies-Explorer Program	6,000	2,500	1,689	1	68%	1,720	31
Gasoline	255,000	106,250	95,641	11	90%	93,950	(1,691)
Food	6,000	2,500	709	2	28%	966	257
Books & Periodicals	2,500	1,042	1,318	(0)	127%	550	(768)
Small Equipment	134,634	75,559	60,394	15	80%	28,443	(31,951)
Supplies and Materials	498,220	227,053	198,275	29	87%	173,609	(24,666)
Transfers to Debt Service Fund	-	-	-	-		441,553	441,553
Transfers to Capital Fund	84,398	21,100	21,100	-	100%	238,009	216,910
Other Financing Uses	84,398	21,100	21,100	-	100%	679,562	658,463
Total Police	6,446,249	2,832,104	2,479,355	353	88%	3,147,218	667,863

City of Dunwoody
 YTD Statement of Revenues and
 Expenses Through May 31, 2014

<i>E-911</i>	Total Annual			Variance (% of YTD (\$ '000) Budget)	Prior YTD Actual	Flux (Diff from Prior Year)	
	Budget	YTD Budget	YTD Actual				
Transfers to E-911 Fund	251,655	104,856	-	105	0%	52,675	52,675
Total E-911	251,655	104,856	-	105	0%	52,675	52,675

City of Dunwoody
YTD Statement of Revenues and
Expenses Through May 31, 2014

Public Works	Total Annual Budget	YTD Budget	YTD Actual	Variance	Prior YTD Actual	Flux
				(\$ '000)		
Personnel Services	154,058	63,679	62,325	1	98%	(41,512)
Purchased/ Contracted Services	1,300,157	638,978	461,380	178	72%	(53,640)
Supplies and Materials	546,431	227,680	201,740	26	89%	8,104
Transfers to Capital Fund	4,235,000	1,021,250	1,021,250	-	100%	(444,167)
Total Public Works	6,235,646	1,951,586	1,746,694	205	90%	(531,215)

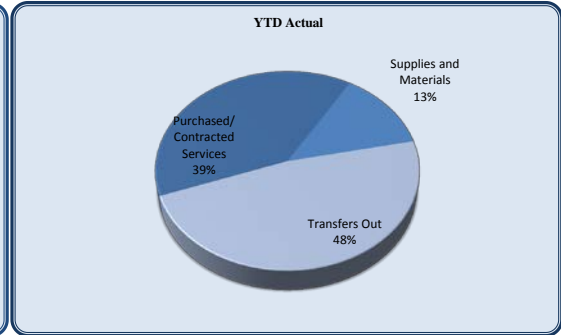
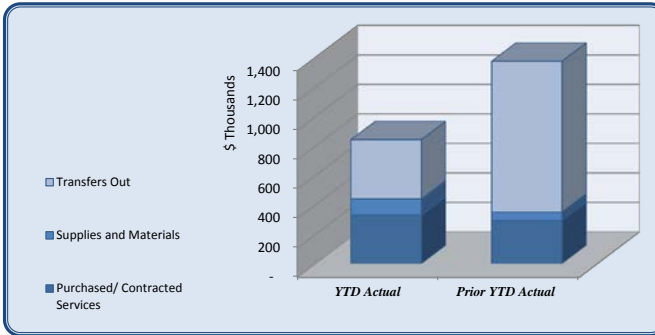


Public Works	Total Annual Budget	YTD Budget	YTD Actual	Variance	Prior YTD Actual	Flux
				(\$ '000)		
Salaries	113,883	46,852	46,521	0	99%	(28,187)
Group Insurance	20,114	8,381	8,010	0	96%	(6,515)
Medicare	1,636	682	621	0	91%	(424)
Retirement	18,275	7,615	6,994	1	92%	(6,207)
Workers' Compensation	150	150	179	(0)	119%	(179)
Personnel Services	154,058	63,679	62,325	1	98%	(41,512)
Official/Admin Svcs	255,000	106,250	106,250	-	100%	-
Professional Services	96,850	63,713	61,381	2	96%	(60,612)
Tree Fund Expenses	92,534	73,534	72,428	1	98%	(69,053)
Professional Services	-	-	2,537	(3)	-	2,013
Technical Services	2,400	1,000	1,000	-	100%	1,000
Repairs & Maintenance	23,300	9,708	-	10	0%	-
R&M - Storm Damage Removal	105,000	82,660	71,319	11	86%	(67,910)
R&M - Street Maintenance	455,800	189,917	117,240	73	62%	66,938
R&M - Traffic Signals	221,000	92,083	12,010	80	13%	83,557
R&M - Right of Way Maint	40,000	16,667	15,379	1	92%	(8,615)
Claims	3,000	1,250	-	1	0%	810
Communications	1,400	583	639	(0)	110%	(195)
Advertising	1,000	417	801	(0)	192%	(801)
Printing & Binding	750	313	-	0	0%	610
Travel	1,323	551	396	0	72%	(383)
Purchased/ Contracted Services	1,300,157	638,978	461,380	178	72%	(53,640)
Supplies-Office	1,181	492	376	0	76%	(167)
Supplies-Road Materials	60,000	25,000	16,611	8	66%	9,630
Electricity	485,000	202,083	184,753	17	91%	(3,158)
Small Equipment	-	-	-	-	-	1,799
Supplies and Materials	546,431	227,680	201,740	26	89%	8,104
Transfers to Capital Fund	4,085,000	1,021,250	1,021,250	-	100%	(496,250)
Transfers to Grants Fund	150,000	-	-	-	-	52,083
Transfers to Capital Fund	4,235,000	1,021,250	1,021,250	-	100%	(444,167)
Total Public Works	6,235,646	1,951,586	1,746,694	205	90%	(531,215)

City of Dunwoody
YTD Statement of Revenues and
Expenses Through May 31, 2014

<i>Parks and Recreation</i>	Total Annual Budget	YTD Budget	YTD Actual	Variance (\$ '000)	Prior YTD Actual (% of YTD Budget)	Flux (Diff from Prior Year)
-----------------------------	------------------------	------------	------------	-----------------------	--	-----------------------------------

Purchased/ Contracted Services	895,267	391,753	329,060	63	84%	293,394	(35,666)
Supplies and Materials	257,000	114,533	110,261	4	96%	56,702	(53,559)
Transfers Out	1,533,366	401,403	401,403	-	100%	1,023,068	621,665
Total Parks and Recreation	2,685,633	907,689	840,723	67	93%	1,373,163	532,440



<i>Parks and Recreation</i>	Total Annual Budget	YTD Budget	YTD Actual	Variance (\$ '000)	Prior YTD Actual (% of YTD Budget)	Flux (Diff from Prior Year)
-----------------------------	------------------------	------------	------------	-----------------------	--	-----------------------------------

Official/Admin Svcs	125,000	52,083	52,083	0	100%	52,083	0
Professional Services	10,000	4,167	-	4	0%	1,000	1,000
R&M-Parks	724,267	301,778	253,227	49	84%	214,462	(38,765)
Rentals	2,000	833	-	1	0%	-	-
Property/Liability Insurance	32,100	32,100	23,099	9	72%	25,849	2,750
Communications	1,500	625	473	0	76%	303	(170)
Dues & Fees	400	167	-	0	0%	-	-
Purchased/ Contracted Services	895,267	391,753	329,060	63	84%	293,394	(35,666)

Supplies	93,000	40,750	40,228	1	99%	12,528	(27,700)
Utilities	156,000	70,450	70,032	0	99%	44,174	(25,859)
Small Equipment	8,000	3,333	-	3	0%	-	-
Supplies and Materials	257,000	114,533	110,261	4	96%	56,702	(53,559)

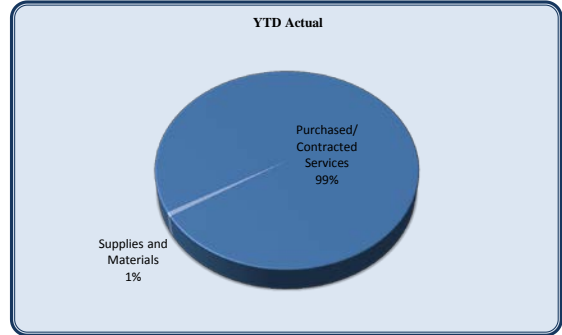
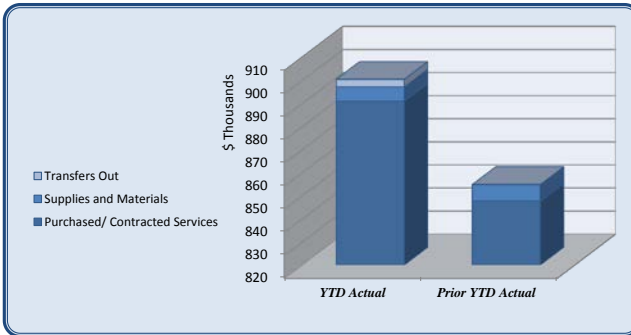
Transfers to Debt Service Fund	108,366	45,153	45,153	-	100%	45,153	0
Transfers to Capital Fund	1,425,000	356,250	356,250	-	100%	977,915	621,665
Transfers to Grants Fund	150,000	-	-	-	-	52,083	52,083
Transfers Out	1,533,366	401,403	401,403	-	100%	1,023,068	621,665

Total Parks and Recreation	2,685,633	907,689	840,723	67	93%	1,373,163	532,440
-----------------------------------	------------------	----------------	----------------	-----------	------------	------------------	----------------

City of Dunwoody
YTD Statement of Revenues and
Expenses Through May 31, 2014

Community Development	Total Annual Budget	YTD Budget	YTD Actual	Variance	Prior YTD Actual	Flux
				(% of YTD Budget)		(Diff from Prior Year)
				(\$ '000)		

Purchased/ Contracted Services	2,039,302	849,709	891,021	(41)	105%	847,751	(43,270)
Supplies and Materials	16,500	8,808	6,167	3	70%	7,090	923
Transfers Out	13,000	3,250	3,250	-	100%	-	(3,250)
Total Community Development	2,068,802	861,768	900,438	(39)	104%	854,841	(45,597)



Community Development	Total Annual Budget	YTD Budget	YTD Actual	Variance	Prior YTD Actual	Flux
				(% of YTD Budget)		(Diff from Prior Year)
				(\$ '000)		

Official/Admin Svcs	1,587,000	661,250	833,884	(173)	126%	686,849	(147,035)
Professional Services	160,000	66,667	11,072	56	17%	72,656	61,584
Technical Services	134,250	55,938	16,150	40	29%	25,886	9,736
Repairs & Maintenance	128,120	53,383	15,347	38	29%	55,885	40,538
Rentals	-	-	1,734	(2)		1,102	(632)
Communications	3,532	1,472	1,087	0	74%	1,330	243
Advertising	18,000	7,500	5,345	2	71%	2,806	(2,538)
Printing & Binding	2,000	833	3,567	(3)	428%	662	(2,905)
Travel	3,000	1,250	62	1	5%	-	(62)
Dues & Fees	1,900	792	250	1	32%	575	325
Education & Training	1,500	625	2,525	(2)	404%	-	(2,525)
Purchased/ Contracted Services	2,039,302	849,709	891,021	(41)	105%	847,751	(43,270)

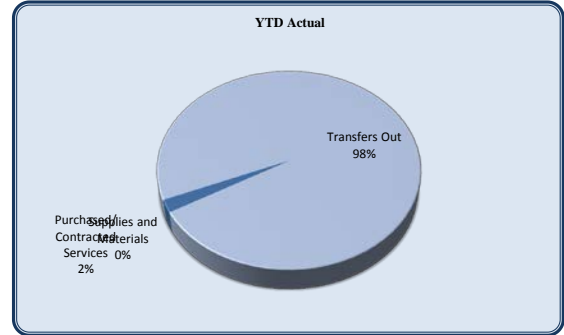
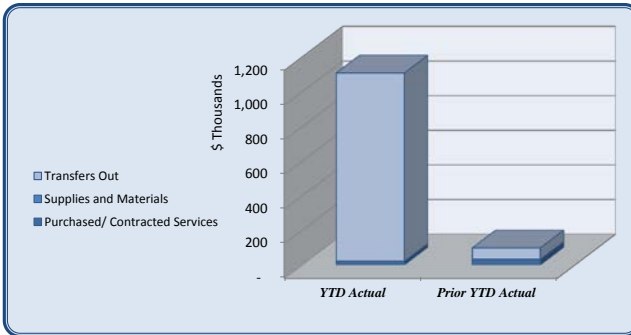
Supplies	11,500	6,725	6,036	1	90%	5,204	(831)
Food	1,000	417	72	0	17%	287	215
Books & Periodicals	2,500	1,042	59	1	6%	28	(31)
Small Equipment	1,500	625	-	1	0%	1,570	1,570
Supplies and Materials	16,500	8,808	6,167	3	70%	7,090	923

Transfers to Capital Fund	13,000	3,250	3,250	-	100%	-	(3,250)
Transfers Out	13,000	3,250	3,250	-	100%	-	(3,250)

Total Community Development	2,068,802	861,768	900,438	(39)	104%	854,841	(45,597)
------------------------------------	------------------	----------------	----------------	-------------	-------------	----------------	-----------------

City of Dunwoody
YTD Statement of Revenues and
Expenses Through May 31, 2014

<i>Economic Development</i>	Total Annual Budget	YTD Budget	YTD Actual	Variance (\$ '000)	(% of YTD Budget)	Prior YTD Actual	Flux (Diff from Prior Year)
Purchased/ Contracted Services	76,468	32,267	21,860	10	68%	34,082	12,222
Supplies and Materials	1,200	1,150	1,144	0	100%	491	(653)
Transfers Out	1,206,000	1,085,833	1,085,833	0	100%	64,350	(1,021,483)
Total Economic Development	1,283,668	1,119,250	1,108,837	10	99%	98,923	(1,009,914)



<i>Economic Development</i>	Total Annual Budget	YTD Budget	YTD Actual	Variance (\$ '000)	(% of YTD Budget)	Prior YTD Actual	Flux (Diff from Prior Year)
Professional Services	30,000	12,500	12,500	-	100%	15,000	2,500
Technical Services	7,000	2,917	-	3	0%	-	-
Communications	968	403	-	0	0%	-	-
Advertising	28,500	11,875	7,300	5	61%	14,962	7,662
Printing & Binding	3,500	1,458	51	1	3%	305	255
Travel	1,500	625	14	1	2%	23	9
Dues & Fees	4,305	1,794	1,300	0	72%	3,792	2,492
Education & Training	695	695	695	0	100%	-	(695)
Purchased/ Contracted Services	76,468	32,267	21,860	10	68%	34,082	12,222
Supplies	-	-	-	-	-	491	491
Food	1,200	1,150	1,144	0	100%	-	(1,144)
Supplies and Materials	1,200	1,150	1,144	0	100%	491	(653)
Transfers to Debt Service Fund	1,206,000	1,085,833	1,085,833	0	100%	64,350	(1,021,483)
Transfers Out	1,206,000	1,085,833	1,085,833	0	99%	98,923	(1,009,914)
Total Economic Development	1,283,668	1,119,250	1,108,837	10	99%	98,923	(1,009,914)

<i>Contingency</i>	Total Annual Budget	YTD Budget	YTD Actual	Variance (\$ '000)	(% of YTD Budget)	Prior YTD Actual	Flux (Diff from Prior Year)
Contingency	400,000	166,667	-	167	0%	-	-
Total Contingency	400,000	166,667	-	167	0%	-	-
Total General Fund Expenditures	24,982,675	10,424,674	9,345,855	1,079	90%	9,283,506	(62,349)
Total Revenues over/(under) Expenditures	425,001	(4,324,011)	(2,516,363)	1,808	58%	(4,308,127)	1,791,764

City of Dunwoody
YTD Statement of Revenues and
Expenses Through May 31, 2014

<i>Hotel Excise Tax Fund</i>	Total Annual Budget	YTD Budget	YTD Actual	Variance		Prior YTD Actual	Flux
				(\$ '000)	(% of YTD Budget)		(Difference from Prior Year)
Revenues							
Hotel/Motel Tax	2,100,000	875,000	1,013,911	139		116%	817,417 (196,495)
Interest Revenue	-	-	11	0			34 23
Total Revenues	2,100,000	875,000	1,013,922	139		116%	817,450 (196,472)
Expenditures							
Transfers to General Fund	1,260,000	525,000	608,347	(83)		116%	490,450 (117,897)
Transfers to Component Unit - CVBD	840,000	350,000	405,565	(56)		116%	326,967 (78,598)
Total Expenditures	2,100,000	875,000	1,013,912	(139)		116%	817,417 (196,495)
Total Revenues over/(under) Expenditures	-	-	10	0			34 23

City of Dunwoody
YTD Statement of Revenues and
Expenses Through May 31, 2014

<i>Motor Vehicle Rental Excise Tax Fund</i>	Total Annual Budget	YTD Budget	YTD Actual	Variance	Prior YTD Actual	Flux
				(\$ '000)	(% of YTD Budget)	(Difference from Prior Year)
Revenues						
MV Rental Excise Tax	98,000	40,833	44,988	4	110%	42,204 (2,784)
Total Revenues	98,000	40,833	44,988	4	110%	42,204 (2,784)
Expenditures						
Transfers to General Fund	98,000	40,833	44,988	(4)	110%	42,204 (2,784)
Total Expenditures	98,000	40,833	44,988	(4)	110%	42,204 (2,784)
Total Revenues over/(under) Expenditures	-	-	-	-		-

City of Dunwoody
YTD Statement of
Expenses Through May 31, 2014

<i>Capital Projects Fund</i>	Original Budget	Adjustments/ Amendments	Total Project Budget	Spent in Prior Years	Spent in Current Year	Total Spent to Date	Project Balance
Expenditures							
Courtroom and Council AV	140,400	-	140,400	(127,191)	-	(127,191)	13,209
Emergency BackUp/Disaster Recovery System	35,000	1,880	36,880	(34,290)	-	(34,290)	2,589
<i>Network Access Control COMPLETED 2014</i>	15,000	-	15,000	-	(16,211)	(16,211)	(1,211)
Off-site Replication of Servers for Disaster Recovery	51,875	-	51,875	-	(6,840)	(6,840)	45,035
Unified Communications Upgrade to provide for Redundancy	47,500	-	47,500	-	(17,730)	(17,730)	29,770
Website Redesign and Replacement	65,000	-	65,000	-	(37,236)	(37,236)	27,764
Information Technology	401,424	0	401,424	(206,251)	(78,017)	(284,267)	117,157
<i>Initial Setup COMPLETED 2011</i>	3,516,000	75,215	3,591,215	(3,592,546)	-	(3,592,546)	(1,331)
City Hall Design & Engineering Prefunding	100,000	-	100,000	-	-	-	100,000
Programming Study for Future City Hall	50,000	-	50,000	-	-	-	50,000
Facilities Improvement Partnership Program (2013 FIPP)	250,000	33,500	283,500	(51,385)	(187,075)	(238,460)	45,040
Facilities Improvement Partnership Program (2014 FIPP)	250,000	(33,500)	216,500	-	-	-	216,500
City Hall Reconfiguration for Efficiency	31,500	-	31,500	-	(17,084)	(17,084)	14,416
Facilities	4,197,500	75,215	4,272,715	(3,643,931)	(204,159)	(3,848,090)	424,625
Fixed LPR & Mobile LPR	119,875	-	119,875	(49,459)	-	(49,459)	70,416
<i>Panoscan ABANDONED</i>	43,000	-	43,000	-	-	-	43,000
Code Red	24,500	-	24,500	(18,875)	-	(18,875)	5,625
Vehicle Replacement	1,500,000	-	1,500,000	(91,653)	-	(91,653)	1,408,347
<i>Police Machinery & Equipment COMPLETED 2011</i>	200,800	-	200,800	(168,406)	-	(168,406)	32,394
<i>Spare Patrol Unit COMPLETED 2012</i>	45,000	-	45,000	(40,209)	-	(40,209)	4,791
<i>North Metro SWAT night vision COMPLETED 2012</i>	20,300	-	20,300	(20,172)	-	(20,172)	128
Daily Report Software	12,400	-	12,400	-	-	-	12,400
<i>Crime Analysis Plus COMPLETED 2012</i>	21,300	-	21,300	(1,820)	-	(1,820)	19,480
<i>Forensic Computer Software COMPLETED 2012</i>	13,050	-	13,050	(9,772)	-	(9,772)	3,278
Brook Run Surveillance Camera System	113,000	-	113,000	(67,875)	-	(67,875)	45,125
<i>Crime Response Team & Prisoner Transport Equipment COMPLETED 2013</i>	238,009	-	238,009	(232,211)	-	(232,211)	5,798
New Position-Detective Machinery & Equipment	30,000	-	30,000	-	(26,057)	(26,057)	3,943
AFIS Automated Fingerprint Identification System	54,398	-	54,398	-	-	-	54,398
Police Department	2,435,632	-	2,435,632	(700,452)	(26,057)	(726,509)	1,709,123
<i>2009 General Infrastructure COMPLETED 2011</i>	400,000	(127,515)	272,485	(119,600)	-	(119,600)	152,885
Dunwoody Village TE Project	2,100,000	(431,218)	1,668,782	(305,418)	(10,027)	(315,444)	1,353,338
Road Resurfacing	8,881,000	65,104	8,946,104	(6,887,457)	(54,288)	(6,941,745)	2,004,359
New Sidewalks and ADA Ramps	2,030,000	45,000	2,075,000	(1,319,909)	(101,950)	(1,421,859)	653,141
Traffic Calming Radar Signs	100,000	-	100,000	(11,650)	-	(11,650)	88,350
N. Peachtree Rd/Tilly Mill Intersection Improvement	2,100,000	-	2,100,000	(274,791)	(19,404)	(294,195)	1,805,805
Mt. Vernon Rd/Vermaak Intersection Improvement	175,000	106,000	281,000	(51,598)	(33,676)	(85,274)	195,726
Womack/Vermaak Intersection Improvement	200,000	-	200,000	(69,912)	-	(69,912)	130,088
<i>Austin Radar Signs COMPLETED 2011</i>	15,000	-	15,000	(8,479)	-	(8,479)	6,521
<i>PW Management Software COMPLETED 2012</i>	90,000	-	90,000	(85,544)	-	(85,544)	4,456
Wayfinding	150,000	-	150,000	(29,100)	-	(29,100)	120,900
Chamblee Dunwoody & Spalding Drive	120,000	55,000	175,000	(6,000)	(24,019)	(30,019)	144,981
School Pedestrian Safety Improvements	-	40,000	40,000	(30,816)	(7,000)	(37,816)	2,184
Concept Funding-Tilly Mill at Mt. Vernon Place	25,000	-	25,000	-	-	-	25,000
Concept Funding-Mt. Vernon at Tilly Mill	25,000	-	25,000	-	-	-	25,000
Concept Funding-Chamblee Dunwoody at Peeler	50,000	-	50,000	-	-	-	50,000
Intelligent Traffic System (ITS)-adding signals to network	85,000	-	85,000	-	-	-	85,000
Partial Construction Funding-Chamblee Dunwoody Rd from Cambridge to Valley View	800,000	-	800,000	-	(10,222)	(10,222)	789,778
Public Works	17,496,000	(397,630)	17,098,370	(9,200,273)	(260,586)	(9,460,859)	7,637,511

City of Dunwoody
YTD Statement of
Expenses Through May 31, 2014

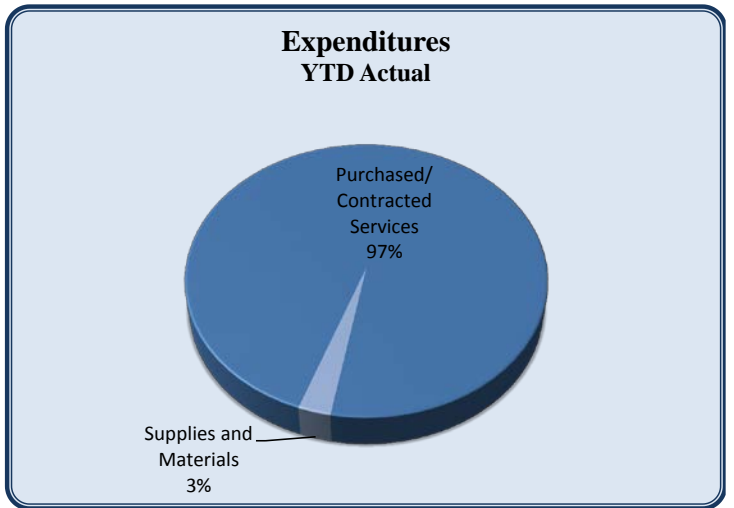
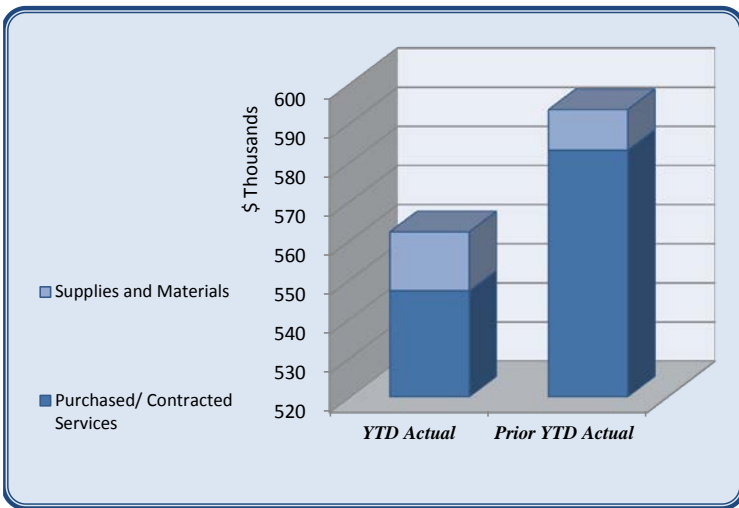
<i>Capital Projects Fund</i>	Original Budget	Adjustments/ Amendments	Total Project Budget	Spent in Prior Years	Spent in Current Year	Total Spent to Date	Project Balance
Expenditures							
Project Renaissance	12,466,000	2,673,635	15,139,635	(15,082,332)	(242,959)	(15,325,290)	(185,655)
Pernoshal Park-Partial Funding for 5 Acre Park (Ph II) at 19 acre property- Grading, parking, and multi-use trail	1,025,000	-	1,025,000	-	(5,000)	(5,000)	1,020,000
Brook Run Demo	400,000	-	400,000	(89,310)	(94,002)	(183,312)	216,688
Brook Run Park Improvements	150,000	-	150,000	(111,114)	-	(111,114)	38,886
Brook Run Trail	572,010	823,612	1,395,622	(430,809)	(370,397)	(801,206)	594,416
Nancy Creek Greenway	25,000	-	25,000	(17,463)	-	(17,463)	7,538
Dunwoody Gateway Market Installation	150,000	-	150,000	(9,618)	-	(9,618)	140,382
Donaldson Chesnut Facility Stabilization	226,000	-	226,000	-	-	-	226,000
NDCAC Roof Replacement COMPLETED 2014	350,000	-	350,000	(260,000)	(91,896)	(351,896)	(1,896)
Design for Future Parks Trails Projects	25,000	-	25,000	-	-	-	25,000
Brook Run Dog Park Relocation	195,000	-	195,000	(30,088)	(5,180)	(35,268)	159,732
Dunwoody Park Parking Lot Resurfacing	100,000	-	100,000	-	-	-	100,000
Windwood Hollow Park Playground Replacement	125,000	-	125,000	-	-	-	125,000
Emergency Notification System for Brook Run Park and Dunwoody Park	85,000	-	85,000	-	-	-	85,000
Parks	15,894,010	3,497,247	19,391,257	(16,030,734)	(809,434)	(16,840,168)	2,551,089
GIS Webviewer	75,000	-	75,000	(22,457)	-	(22,457)	52,543
Plotter Purchase	20,000	-	20,000	(3,048)	(1,524)	(4,572)	15,428
GIS Mobile Collection Unit	13,000	-	13,000	-	-	-	13,000
Community Development	108,000	-	108,000	(25,505)	(1,524)	(27,029)	80,971
Total	40,532,566	3,174,833	43,707,399	(29,807,145)	(1,379,778)	(31,186,922)	12,520,476

City of Dunwoody
YTD Statement of Revenues and
Expenses Through May 31, 2014

<i>Debt Service Fund</i>	Total Annual Budget	YTD Budget	YTD Actual	Variance		Prior YTD Actual	Flux
				(\$ '000)	(% of YTD Budget)		(Difference from Prior Year)
Revenues							
Interest Revenue	-	-	-	-		-	-
Transfers from General Fund	1,314,367	1,130,986	1,130,986	(0)	100%	784,556	(346,430)
Transfers from E911 Fund	-	-	-	-		33,561	33,561
Residual Equity Transfer In	-	-	-	-		-	-
Total Revenues	1,314,367	1,130,986	1,130,986	(0)	100%	818,117	(312,869)
Expenditures							
Lease Principal	1,227,333	1,094,722	1,096,711	(2)	100%	763,430	(333,281)
Lease Interest	86,755	36,148	34,159	2	94%	76,054	41,896
Transfers Out - CU	-	-	-	-		-	-
Total Expenditures	1,314,088	1,130,870	1,130,870	0	100%	839,484	(291,386)
Total Revenues over/(under) Expenditures	279	116	116	0	100%	(21,367)	(21,483)

City of Dunwoody
YTD Statement of Revenues and
Expenses Through May 31, 2014

<i>Stormwater fund</i>	Total Annual Budget	YTD Budget	YTD Actual	Variance		Prior YTD Actual	Flux
					(\$ '000)	(% of YTD Budget)	(Difference from Prior Year)
Revenues							
Stormwater Utility Charges	1,815,316	-	2,708	3		9,541	6,833
Interest Revenue	500	208	541	0		259%	1,034
Total Revenues	1,815,816	208	3,249	3		1559%	10,575
Expenditures							
Official/Admin Svcs	120,000	50,000	50,000	-		100%	50,000
Professional Services-Stormwater	140,000	58,333	405	58		1%	61,614
Repairs & Maintenance	1,500,000	625,000	496,722	128		79%	470,414
Rep & Maint-Riprap Program	12,000	5,000	-	5		0%	1,056
Printing & Binding	1,000	417	-	0		0%	-
Dues & Fees	500	208	-	0		0%	-
Purchased/ Contracted Services	1,773,500	738,958	547,127	192		74%	583,084
Supplies	30,000	15,500	15,041	0		97%	10,323
Books & Periodicals	500	208	-	0		0%	-
Small Equipment	-	-	-	-		-	-
Supplies and Materials	30,500	15,708	15,041	1		96%	10,323
Total Expenditures	1,804,000	754,667	581,603	173		77%	599,326
Total Revenues over/(under) Expenditures	11,816	(754,458)	(578,355)	176		77%	(588,750)



Convention Visitors' Bureau of Dunwoody
Monthly Statement of Revenues and Expenses
May 31, 2014

CVB of Dunwoody	Total Annual		Variance		Prior YTD Actual
	Budget	YTD Budget	YTD Actual	(% of YTD Budget)	
Fund Balance	-	-	-		
Revenues					
Interest Revenue	1,152	480	506	105%	514
Other Revenue	-	-	-		634
Tax Revenue	843,807	351,586	405,565	115%	326,967
Total Revenues	844,959	352,066	406,071	115%	328,115
Expenditures					
<i>Employees/Personnel</i>					
Salaries	245,422	81,873	80,726	99%	77,383
Benefits	30,503	11,367	6,887	61%	7,520
Payroll Taxes	24,542	9,444	6,978	74%	6,807
Unemployment	-	-	(810)		-
Medic	-	-	-		-
<i>Total Employees/Personnel Expenditures</i>	<i>300,467</i>	<i>102,684</i>	<i>93,781</i>	<i>91%</i>	<i>91,710</i>
<i>Administrative</i>					
Depreciation Expense	-	-	-		-
Legal & Professional Fees	18,835	10,225	4,764	47%	5,540
Rent	41,589	17,285	13,828	80%	16,780
Employee Development	6,680	3,980	2,665	67%	750
Equipment Lease	1,826	730	729	100%	711
IT Support	3,600	1,650	1,989	121%	425
Insurance	4,676	-	245		91
Postage/Courier/Ovenight Mail	-	-	11		-
Telephone/Internet	7,242	2,830	2,773	98%	2,555
Licenses & Fees	3,530	1,700	305	18%	228
Miscellaneous	2,160	900	253	28%	406
Office Expense	2,400	1,000	629	63%	954
Vehicle Expenses	-	-	-		-
Meals & Meeting Expenses	3,510	1,590	1,451	91%	1,092
Travel	6,000	2,500	1,641	66%	386
Small Equipment	6,000	3,400	4,588	135%	1,750
Furniture & Fixtures	1,000	-	2,682		-
<i>Total Administrative Expenditures</i>	<i>109,048</i>	<i>47,790</i>	<i>38,553</i>	<i>81%</i>	<i>31,669</i>
<i>Marketing</i>					
Research	-	-	-		-
Graphic Design	36,000	15,000	13,500	90%	22,531
Public Relations	11,500	8,500	950	11%	86
Website Management	13,983	8,377	9,654	115%	6,702
Website Marketing	42,000	17,500	17,000	97%	10,300
Advertising - Print	70,000	27,000	23,574	87%	65,414
Advertising - Digital	70,000	27,000	26,630	99%	8,404
Printing	12,000	5,200	15,898	306%	8,641
Postage/Courier/Ovenight Mail	2,720	1,000	134	13%	314
Dues & Subscriptions	8,641	525	554	106%	6,160
Memberships	9,960	8,260	8,325	101%	8,090
Customer Relationship Management Tool	12,000	-	-		-
Photography	2,000	1,000	800	80%	-
Miscellaneous	1,800	750	6	1%	516
<i>Total Marketing Expenditures</i>	<i>292,604</i>	<i>120,112</i>	<i>117,025</i>	<i>97%</i>	<i>137,158</i>
<i>Promotional</i>					
Community Development	17,550	6,500	9,427	145%	9,284
Conventions and Trade Shows	22,290	11,295	6,451	57%	11,049
Event Hosting & Site Visits	14,800	5,350	256	5%	560
Sponsorships	20,000	5,000	2,000	40%	7,750
Meals and Business Development	3,000	1,250	822	66%	709
Meeting Bids and Incentives	8,000	2,000	-	0%	189
Promotions	20,000	5,000	3,089	62%	829
Travel	13,200	5,500	3,032	55%	3,535
Promotional Materials	24,000	10,000	2,381	24%	4,703
<i>Total Promotional Expenditures</i>	<i>142,840</i>	<i>51,895</i>	<i>27,459</i>	<i>53%</i>	<i>38,609</i>
Total Expenditures	844,959	322,481	276,818	86%	299,146
Total Revenues over/(under) Expenditures	-	29,585	129,253	437%	28,969

Convention & Visitors' Bureau of Dunwoody
Fund 950 Balance Sheet
As of May 31st, 2014

Description	Balance	
<u>Assets</u>		
Bank of N Ga-Reserve Acct	151,506.94	
Piedmont Bank Checking Acct	162,041.80	
Piedmont Prime Money Mkt Acct	125,436.20	
BB&T Money Market Afct	225,311.30	
Cash in Banks		<u>664,296.24</u>
Due from Other Funds-100	0.00	
Due from other Funds-275	78,843.92	
Prepaid Items	10,269.34	<u>89,113.26</u>
 Total Current Assets		 <u>753,409.50</u>
 Capital Assets/Mach & Equip	 14,499.97	
Accum Depreciation-Mach & Equip	(7,552.02)	
Non-Current Prepaid Items	3,258.33	<u>10,206.28</u>
 Total Non-Current Assets		 <u>10,206.28</u>
 Total Assets		 <u><u>763,615.78</u></u>
 <u>Liabilities</u>		
Accounts Payable	28,163.35	
Accrued Expenses	0.00	
Salaries & Wages Payable	0.00	
State Withholding Payable	0.00	
IRA Deductions Payable	0.00	
Due to General Fund	0.00	
Due to Other Funds-275	0.00	
Non-Current Liabilities	0.00	
Total Liabilities		<u>28,163.35</u>
 <u>Equity</u>		
Retained Surplus	356,199.69	
Retained Surplus-reserve for revenue shortfall	100,000.00	
Fund Balance Assigned-CVB Emergency Reserve	150,000.00	
Total Beginning Equity	<u>606,199.69</u>	
 Total Revenues	 406,070.95	
Total Expenses	276,818.21	
Total Revenue Over/(Under) Expenses	<u>129,252.74</u>	
 Total Equity & Rev. Over/(Under) Exp.		 <u>735,452.43</u>
 Total Liabilities, Equities, & Rev. Over/(Under) Exp.		 <u><u>763,615.78</u></u>

VENDOR SET: 01 City of Dunwoody, GA
BANK: * ALL BANKS
DATE RANGE: 5/01/2014 THRU 5/31/2014

VENDOR I.D.	NAME	STATUS	CHECK DATE	AMOUNT	DISCOUNT	CHECK NO	CHECK STATUS	CHECK AMOUNT
001257	GMCCC							
C-CHECK	GMCCC	VOIDED V	5/30/2014			017930		180.00CR

* * T O T A L S * *	NO	INVOICE AMOUNT	DISCOUNTS	CHECK AMOUNT
REGULAR CHECKS:	0	0.00	0.00	0.00
HAND CHECKS:	0	0.00	0.00	0.00
DRAFTS:	0	0.00	0.00	0.00
EFT:	0	0.00	0.00	0.00
NON CHECKS:	0	0.00	0.00	0.00
VOID CHECKS:	1 VOID DEBITS	0.00		
	VOID CREDITS	180.00CR	180.00CR	0.00

TOTAL ERRORS: 0

	NO	INVOICE AMOUNT	DISCOUNTS	CHECK AMOUNT
VENDOR SET: 01 BANK: * TOTALS:	1	180.00CR	0.00	0.00
BANK: * TOTALS:	1	180.00CR	0.00	0.00

VENDOR SET: 01 City of Dunwoody, GA
 BANK: 01 Suntrust Concentration
 DATE RANGE: 5/01/2014 THRU 5/31/2014

VENDOR I.D.	NAME	STATUS	CHECK DATE	AMOUNT	DISCOUNT	CHECK NO	CHECK STATUS	CHECK AMOUNT
001145	ETS Corporation							
I-April 2014	ETS Corporation	D	5/01/2014			000000		
100 1516.523900.00	Merchant Services	ETS Corporation		2,080.46				2,080.46
001145	ETS Corporation							
I-May 2014	ETS Corporation	D	5/31/2014			000000		
100 1516.523900.00	Merchant Services	ETS Corporation		1,841.71				1,841.71
001615	PNC Bank, N. A.							
I-May 14	PNC Bank, N. A.	D	5/01/2014			000000		
405 8000.582200.01	Lease Interest	PNC Bank, N. A.		2,770.10				
405 8000.581200.01	Lease Principal	PNC Bank, N. A.		6,260.42				
I-May 2014	PNC Bank, N. A.	D	5/01/2014			000000		
405 8000.582200.01	Lease Interest	PNC Bank, N. A.		3,957.79				
405 8000.581200.01	Lease Principal	PNC Bank, N. A.		13,185.65				26,173.96
001615	PNC Bank, N. A.							
I-605729857-May 2014	PNC Bank, N. A.	R	5/02/2014			016201		
405 8000.581200.01	Lease Principal	PNC Bank, N. A.		1,000,000.00				1,000,000.00

* * T O T A L S * *	NO	INVOICE AMOUNT	DISCOUNTS	CHECK AMOUNT
REGULAR CHECKS:	1	1,000,000.00	0.00	1,000,000.00
HAND CHECKS:	0	0.00	0.00	0.00
DRAFTS:	3	30,096.13	0.00	30,096.13
EFT:	0	0.00	0.00	0.00
NON CHECKS:	0	0.00	0.00	0.00
VOID CHECKS:	0	VOID DEBITS 0.00		
		VOID CREDITS 0.00	0.00	0.00

TOTAL ERRORS: 0

** G/L ACCOUNT TOTALS **

G/L ACCOUNT	NAME	AMOUNT
100 1516.523900.00	Merchant Services	3,922.17
	*** FUND TOTAL ***	3,922.17
405 8000.581200.01	Lease Principal	1,019,446.07
405 8000.582200.01	Lease Interest	6,727.89
	*** FUND TOTAL ***	1,026,173.96

VENDOR SET: 01	BANK: 01	TOTALS:	NO	INVOICE AMOUNT	DISCOUNTS	CHECK AMOUNT
			4	1,030,096.13	0.00	1,030,096.13
BANK: 01	TOTALS:		4	1,030,096.13	0.00	1,030,096.13

VENDOR SET: 01 City of Dunwoody, GA
 BANK: 02 Suntrust Payroll Account
 DATE RANGE: 5/01/2014 THRU 5/31/2014

VENDOR I.D.	NAME	STATUS	CHECK DATE	AMOUNT	DISCOUNT	CHECK NO	CHECK STATUS	CHECK AMOUNT
000022	ADP							
I-436075739	ADP	D	5/09/2014			000000		
100 1512.521200.00	Professional Services	ADP		468.75				468.75
000022	ADP							
I-436757451	ADP	D	5/23/2014			000000		
100 1512.521200.00	Professional Services	ADP		510.77				510.77

* * T O T A L S * *	NO	INVOICE AMOUNT	DISCOUNTS	CHECK AMOUNT
REGULAR CHECKS:	0	0.00	0.00	0.00
HAND CHECKS:	0	0.00	0.00	0.00
DRAFTS:	2	979.52	0.00	979.52
EFT:	0	0.00	0.00	0.00
NON CHECKS:	0	0.00	0.00	0.00
VOID CHECKS:	0 VOID DEBITS	0.00		
	VOID CREDITS	0.00	0.00	0.00

TOTAL ERRORS: 0

** G/L ACCOUNT TOTALS **

G/L ACCOUNT	NAME	AMOUNT
100 1512.521200.00	Professional Services	979.52
	*** FUND TOTAL ***	979.52

VENDOR SET: 01 BANK: 02	TOTALS:	NO	INVOICE AMOUNT	DISCOUNTS	CHECK AMOUNT
		2	979.52	0.00	979.52
BANK: 02	TOTALS:	2	979.52	0.00	979.52

VENDOR SET: 01 City of Dunwoody, GA

BANK: 03 Suntrust Disbursement Acc

DATE RANGE: 5/01/2014 THRU 5/31/2014

VENDOR I.D.	NAME	STATUS	CHECK DATE	AMOUNT	DISCOUNT	CHECK NO	CHECK STATUS	CHECK AMOUNT
000025	Clark Patterson Lee							
I-35	Clark Patterson Lee	D	5/31/2014			000000		
100 7000.521100.01	Official/Admin Svcs		Clark Patterson Lee	132,250.00				132,250.00
000073	JAT Consulting Services, Inc							
I-28	JAT Consulting Services, Inc	D	5/01/2014			000000		
100 1511.521100.01	Official/Admin Svcs		JAT Consulting Servi	104,166.42				104,166.42
000137	Medcom Services, Inc							
I-5/3/2014	Medcom Services, Inc	D	5/03/2014			000000		
100 0000.121300.16	Flex Spending Ded Payable		Medcom Services, Inc	369.95				369.95
000137	Medcom Services, Inc							
I-5/10/2014	Medcom Services, Inc	D	5/10/2014			000000		
100 0000.121300.16	Flex Spending Ded Payable		Medcom Services, Inc	86.91				86.91
000137	Medcom Services, Inc							
I-5/17/2014	Medcom Services, Inc	D	5/17/2014			000000		
100 0000.121300.16	Flex Spending Ded Payable		Medcom Services, Inc	1,523.93				1,523.93
000137	Medcom Services, Inc							
I-5/24/2014	Medcom Services, Inc	D	5/24/2014			000000		
100 0000.121300.16	Flex Spending Ded Payable		Medcom Services, Inc	1,752.90				1,752.90
000137	Medcom Services, Inc							
I-5.31.2014	Medcom Services, Inc	D	5/31/2014			000000		
100 0000.121300.16	Flex Spending Ded Payable		Medcom Services, Inc	214.39				214.39
000271	Georgia Bureau of Investigatio							
I-120-248012	Georgia Bureau of Investigatio	D	5/01/2014			000000		
100 3200.521300.00	Technical Svcs		Georgia Bureau of In	132.75				132.75
001419	Mulcahy Accounting & Risk Cons							
I-2014-4	Mulcahy Accounting & Risk Cons	D	5/19/2014			000000		
100 1511.521200.00	Professional Services		Mulcahy Accounting &	1,291.66				
I-2014-5	Mulcahy Accounting & Risk Cons	D	5/19/2014			000000		
100 1511.521200.00	Professional Services		Mulcahy Accounting &	1,291.66				2,583.32
001480	Interdev, LLC							
I-1003599	Interdev, LLC	D	5/30/2014			000000		
100 1535.521100.01	Official/Admin Svcs		Interdev, LLC	5,148.76				
I-1003632	Interdev, LLC	D	5/30/2014			000000		
100 1535.521100.01	Official/Admin Svcs		Interdev, LLC	25,805.13				30,953.89

VENDOR SET: 01 City of Dunwoody, GA
 BANK: 03 Suntrust Disbursement Acc
 DATE RANGE: 5/01/2014 THRU 5/31/2014

VENDOR I.D.	NAME	STATUS	CHECK DATE	AMOUNT	DISCOUNT	CHECK NO	CHECK STATUS	CHECK AMOUNT
001685	J.P. Morgan Chase Commercial C							
I-May 2014	J.P. Morgan Chase Commercial C	D	5/26/2014			000000		
100 0000.121110.00	PCard A/P Control		J.P. Morgan Chase Co	134,678.14				134,678.14
000008	CIT Technology Fin Serv Inc							
I-25113111	CIT Technology Fin Serv Inc	R	5/02/2014			017796		
100 1565.522300.00	Rentals		CIT Technology Fin S	733.00				733.00
000016	Stone, McElroy & Associates							
I-1751PA	Stone, McElroy & Associates	R	5/02/2014			017797		
100 3200.521200.00	Prof Svcs		Stone, McElroy & Ass	700.00				700.00
000072	Choice Care Occupational Medic							
I-316013	Choice Care Occupational Medic	R	5/02/2014			017798		
100 3200.521200.00	Prof Svcs		Choice Care Occupati	73.00				
I-316872	Choice Care Occupational Medic	R	5/02/2014			017798		
100 3200.521200.00	Prof Svcs		Choice Care Occupati	73.00				
I-318616	Choice Care Occupational Medic	R	5/02/2014			017798		
100 3200.521200.00	Prof Svcs		Choice Care Occupati	73.00				219.00
000074	Standard Insurance							
I-May 2014	Standard Insurance	R	5/02/2014			017799		
100 1320.512100.00	Group Insurance		Standard Insurance	81.94				
100 1330.512100.00	Group Insurance		Standard Insurance	102.93				
100 1511.512100.00	Group Insurance		Standard Insurance	156.35				
100 4100.512100.00	Group Insurance		Standard Insurance	131.48				
100 2650.512100.00	Group Insurance		Standard Insurance	260.21				
100 3200.512100.00	Group Insurance		Standard Insurance	3,595.93				4,328.84
000094	WEX BANK							
I-36569381	WEX BANK	R	5/02/2014			017800		
100 3200.531270.00	Gasoline		WEX BANK	19,661.23				19,661.23
000129	Verizon Wireless							
I-9723474425	Verizon Wireless	R	5/02/2014			017801		
100 1110.523200.00	Communications		Verizon Wireless	38.01				
100 1110.523200.00	Communications		Verizon Wireless	61.17				
100 1320.523200.00	Communications		Verizon Wireless	217.71				
100 1330.523200.00	Communications		Verizon Wireless	94.69				
100 1511.523200.00	Communications		Verizon Wireless	389.38				
100 2650.523200.00	Communications		Verizon Wireless	60.67				
100 3200.523200.00	Communications		Verizon Wireless	5,013.16				
100 4100.523200.00	Communications		Verizon Wireless	98.68				
100 6200.523200.00	Communications		Verizon Wireless	38.01				6,011.48

VENDOR SET: 01 City of Dunwoody, GA
 BANK: 03 Suntrust Disbursement Acc
 DATE RANGE: 5/01/2014 THRU 5/31/2014

VENDOR I.D.	NAME	STATUS	CHECK DATE	AMOUNT	DISCOUNT	CHECK NO	CHECK STATUS	CHECK AMOUNT
000160	Georgia Technology Authority							
I-924-660880414	Georgia Technology Authority	R	5/02/2014			017802		
100 3200.521300.00	Technical Svcs	Georgia Technology A		32.02				32.02
000163	Metro Materials Inc.							
I-34419	Metro Materials Inc.	R	5/02/2014			017803		
100 4200.531100.00	Supplies	Metro Materials Inc.		961.18				
I-34480	Metro Materials Inc.	R	5/02/2014			017803		
100 4200.531100.00	Supplies	Metro Materials Inc.		154.81				
I-34565	Metro Materials Inc.	R	5/02/2014			017803		
100 4200.531100.00	Supplies	Metro Materials Inc.		1,439.63				
I-34666	Metro Materials Inc.	R	5/02/2014			017803		
100 4200.531100.00	Supplies	Metro Materials Inc.		530.87				3,086.49
000165	Vulcan Materials Company							
I-10777969	Vulcan Materials Company	R	5/02/2014			017804		
560 4320.531100.00	Supplies	Vulcan Materials Com		2,025.60				
I-21212002498	Vulcan Materials Company	R	5/02/2014			017804		
560 4320.531100.00	Supplies	Vulcan Materials Com		451.00				
I-21212002998	Vulcan Materials Company	R	5/02/2014			017804		
560 4320.531100.00	Supplies	Vulcan Materials Com		433.75				2,910.35
000196	Georgia Management Agency, Inc							
I-58748	Georgia Management Agency, Inc	R	5/02/2014			017805		
560 4320.522200.00	Repairs & Maintenance	Georgia Management A		27,884.18				
100 4200.522200.02	R&M - Street Maintenance	Georgia Management A		34,406.60				
I-58749	Georgia Management Agency, Inc	R	5/02/2014			017805		
100 4200.522200.02	R&M - Street Maintenance	Georgia Management A		500.00				62,790.78
000216	Strategic Datacom Inc							
I-8594	Strategic Datacom Inc	R	5/02/2014			017806		
100 3200.522200.00	Repairs & Maintenance	Strategic Datacom In		268.20				268.20
000229	Sungard Public Sector Inc							
I-80114	Sungard Public Sector Inc	R	5/02/2014			017807		
215 3800.523200.00	Communications	Sungard Public Secto		3,480.00				
I-80227	Sungard Public Sector Inc	R	5/02/2014			017807		
100 3200.522200.01	Repairs & Maintenance-Software	Sungard Public Secto		55,411.47				
I-80526	Sungard Public Sector Inc	R	5/02/2014			017807		
100 3200.523200.00	Communications	Sungard Public Secto		63.50				58,954.97
000245	FedEx							
I-2-607-96615	FedEx	R	5/02/2014			017808		
100 3200.523200.00	Communications	FedEx		9.32				9.32

VENDOR SET: 01 City of Dunwoody, GA
 BANK: 03 Suntrust Disbursement Acc
 DATE RANGE: 5/01/2014 THRU 5/31/2014

VENDOR I.D.	NAME	STATUS	CHECK DATE	AMOUNT	DISCOUNT	CHECK NO	CHECK STATUS	CHECK AMOUNT
000262	Dunwoody Chamber of Commerce I							
I-5523	Dunwoody Chamber of Commerce I	R	5/02/2014			017809		
100 7500.523300.00	Advertising		Dunwoody Chamber of	1,000.00				1,000.00
000269	DeKalb County Georgia							
I-5968424-3	DeKalb County Georgia	R	5/02/2014			017810		
100 6200.531230.00	Utilities		DeKalb County Georgi	1,440.00				
I-6305688	DeKalb County Georgia	R	5/02/2014			017810		
100 6200.531230.00	Utilities		DeKalb County Georgi	5.50				1,445.50
000331	Tyler Technologies, Inc							
I-025-92166	Tyler Technologies, Inc	R	5/02/2014			017811		
100 2650.531600.00	Small Equipment		Tyler Technologies,	400.00				
I-025-93172	Tyler Technologies, Inc	R	5/02/2014			017811		
100 1512.522200.00	Repairs & Maintenance		Tyler Technologies,	19,756.63				
I-025-93822	Tyler Technologies, Inc	R	5/02/2014			017811		
100 2650.522200.00	Repairs & Maintenance		Tyler Technologies,	200.00				20,356.63
001009	Kimley-Horn and Associates, In							
I-019124000-0314	Kimley-Horn and Associates, In	R	5/02/2014			017812		
350 4200.541400.00	Infrastructure		Kimley-Horn and Asso	3,530.25				
I-019124002-0314	Kimley-Horn and Associates, In	R	5/02/2014			017812		
350 6200.541200.00	Site improvements		Kimley-Horn and Asso	20,060.01				
I-5686007	Kimley-Horn and Associates, In	R	5/02/2014			017812		
350 4200.541400.00	Infrastructure		Kimley-Horn and Asso	7,000.00				30,590.26
001026	Guardian - Appleton							
I-May 2014	Guardian - Appleton	R	5/02/2014			017813		
100 1110.512100.00	Group Insurance		Guardian - Appleton	296.40				
100 1320.512100.00	Group Insurance		Guardian - Appleton	131.09				
100 1330.512100.00	Group Insurance		Guardian - Appleton	71.67				
100 1511.512100.00	Group Insurance		Guardian - Appleton	131.09				
100 2650.512100.00	Group Insurance		Guardian - Appleton	293.19				
100 3200.512100.00	Group Insurance		Guardian - Appleton	3,676.88				
100 4100.512100.00	Group Insurance		Guardian - Appleton	131.09				4,731.41
001086	Schiff Hardin LLP							
I-1874967	Schiff Hardin LLP	R	5/02/2014			017814		
100 1530.521200.02	Prof Svcs-Litigation		Schiff Hardin LLP	7,656.18				7,656.18
001118	GovDelivery							
I-1962	GovDelivery	R	5/02/2014			017815		
100 1570.521300.00	Technical Services		GovDelivery	3,600.00				3,600.00

VENDOR SET: 01 City of Dunwoody, GA
 BANK: 03 Suntrust Disbursement Acc
 DATE RANGE: 5/01/2014 THRU 5/31/2014

VENDOR I.D.	NAME	STATUS	CHECK DATE	AMOUNT	DISCOUNT	CHECK NO	CHECK STATUS	CHECK AMOUNT
001187	APG PCE, LLC							
I-PC41-100-May 2014	APG PCE, LLC	R	5/02/2014			017816		
100 1565.531230.00	Electricity	APG PCE, LLC		2,657.25				
100 0000.123310.00	Abated Rent	APG PCE, LLC		42,754.13				45,411.38
001275	LMI Systems, Inc							
I-1043419-2	LMI Systems, Inc	R	5/02/2014			017817		
100 6200.522200.06	R&M-Parks	LMI Systems, Inc		8,000.00				
I-1044748	LMI Systems, Inc	R	5/02/2014			017817		
100 6200.522200.06	R&M-Parks	LMI Systems, Inc		298.62				
I-1044749	LMI Systems, Inc	R	5/02/2014			017817		
100 6200.522200.06	R&M-Parks	LMI Systems, Inc		167.47				
I-1044845	LMI Systems, Inc	R	5/02/2014			017817		
100 6200.522200.06	R&M-Parks	LMI Systems, Inc		1,021.79				9,487.88
001281	Phase 3 Marketing & Communicat							
I-0060457-IN	Phase 3 Marketing & Communicat	R	5/02/2014			017818		
100 1570.523400.00	Printing and Binding	Phase 3 Marketing &		1,032.50				
I-0060458-IN	Phase 3 Marketing & Communicat	R	5/02/2014			017818		
100 1570.521200.00	Professional Services	Phase 3 Marketing &		2,913.26				3,945.76
001316	Lose and Associates							
I-20140350	Lose and Associates	R	5/02/2014			017819		
100 4100.521200.00	Prof Svcs	Lose and Associates		100.40				100.40
001414	Geo-Hydro Engineers, Inc.							
I-47031	Geo-Hydro Engineers, Inc.	R	5/02/2014			017820		
350 6200.541200.00	Site improvements	Geo-Hydro Engineers,		1,101.25				
I-47207	2014 PVMNT EXPL EVAL	R	5/02/2014			017820		
350 4200.541400.00	Infrastructure	2014 -18 PVMNT EXPL.		7,500.00				
I-47258	Geo-Hydro Engineers, Inc.	R	5/02/2014			017820		
350 6200.541200.00	Site improvements	Geo-Hydro Engineers,		2,555.75				
I-47260	Geo-Hydro Engineers, Inc.	R	5/02/2014			017820		
960 6200.541200.00	Site improvements	Geo-Hydro Engineers,		397.70				11,554.70
001415	Rite Way							
I-358705	Rite Way	R	5/02/2014			017821		
100 6200.522200.06	R&M-Parks	Rite Way		1,621.32				1,621.32
001421	Chattahoochee River 911 Author							
I-May 2014	Chattahoochee River 911 Author	R	5/02/2014			017822		
215 3800.571000.00	Intergovernmental-E911	Chattahoochee River		89,583.33				89,583.33

VENDOR SET: 01 City of Dunwoody, GA
 BANK: 03 Suntrust Disbursement Acc
 DATE RANGE: 5/01/2014 THRU 5/31/2014

VENDOR I.D.	NAME	STATUS	CHECK DATE	AMOUNT	DISCOUNT	CHECK NO	CHECK STATUS	CHECK AMOUNT
001430	John Deere Landscapes, Inc							
I-67675117	John Deere Landscapes, Inc	R	5/02/2014			017823		
100 6200.531100.00	Supplies	John Deere Landscape		690.38				690.38
001444	Kenneth Wickham							
I-4/24/2014	Kenneth Wickham	R	5/02/2014			017824		
100 2650.521200.00	Prof Svcs	Kenneth Wickham		700.00				700.00
001457	Peace Officers Association of							
I-Dunwoody Renewal	Peace Officers Association of	R	5/02/2014			017825		
100 3200.523600.00	Dues & Fees	Peace Officers Assoc		920.00				920.00
001508	Atlanta Business Chronicle							
I-14060	Atlanta Business Chronicle	R	5/02/2014			017826		
100 7500.523300.00	Advertising	Atlanta Business Chr		4,050.00				
I-20140418	Atlanta Business Chronicle	R	5/02/2014			017826		
100 1570.523300.00	Advertising	Atlanta Business Chr		6,450.00				10,500.00
001517	Southern Premier Contractors,							
I-DUN-202	CDR 1816 INDEPENDENCE SQ	R	5/02/2014			017827		
560 4320.522200.00	Repairs & Maintenance	2376 LEISURE LAKE DR		1.00				
560 4320.522200.00	Repairs & Maintenance	CDR 1816 INDEPENDENC		1,389.00				
I-DUN-205	1259 DWY VILLAGE PKY	R	5/02/2014			017827		
560 4320.522200.00	Repairs & Maintenance	1259 DWY VILLAGE PKY		825.00				
I-DUN-206	2077 LURAY CT	R	5/02/2014			017827		
560 4320.522200.00	Repairs & Maintenance	2077 LURAY CT		435.00				
I-DUN-207	4823 CHERRING DRIVE	R	5/02/2014			017827		
560 4320.522200.00	Repairs & Maintenance	4823 CHERRING DRIVE		1,620.00				4,270.00
001549	Gas South, LLC							
I-2739627154-3/21/14	Gas South, LLC	R	5/02/2014			017828		
100 6200.531230.00	Utilities	Gas South, LLC		3,393.38				3,393.38
001564	Raymond Engineering - GA, LLC							
I-9097	Raymond Engineering - GA, LLC	R	5/02/2014			017829		
350 6200.541100.00	Sites	Raymond Engineering		1,380.00				1,380.00
001610	Carl Vinson Institute of Goerg							
I-72881	Carl Vinson Institute of Goerg	R	5/02/2014			017830		
100 1110.521200.00	Prof Svcs	Carl Vinson Institut		1,700.00				1,700.00
001617	Johnson Landscape, Inc. dba Ve							
I-CSTEE-0009-00(28)3	Johnson Landscape, Inc. dba Ve	R	5/02/2014			017831		
250 4001.541400.09	TE09-Federal	Johnson Landscape, I		99,723.44				99,723.44

VENDOR SET: 01 City of Dunwoody, GA
 BANK: 03 Suntrust Disbursement Acc
 DATE RANGE: 5/01/2014 THRU 5/31/2014

VENDOR I.D.	NAME	STATUS	CHECK DATE	AMOUNT	DISCOUNT	CHECK NO	CHECK STATUS	CHECK AMOUNT
001626	GEDA							
I-2014 Dues	GEDA	R	5/02/2014			017832		
100 7500.523600.00	Dues & Fees	GEDA		300.00				300.00
001656	De Lage Landen							
I-41126079	De Lage Landen	R	5/02/2014			017833		
100 3200.522300.00	Rentals	De Lage Landen		304.00				304.00
001673	Aerial Innovations of Ga., Inc							
I-43549	Aerial Innovations of Ga., Inc	R	5/02/2014			017834		
100 7000.521300.00	Technical Svcs	Aerial Innovations o		94.50				
I-43550	Aerial Innovations of Ga., Inc	R	5/02/2014			017834		
100 7000.521300.00	Technical Svcs	Aerial Innovations o		91.50				186.00
001681	Amec Environment & Infrastruct							
I-H07101583	Amec Environment & Infrastruct	R	5/02/2014			017835		
350 4200.541400.00	Infrastructure	Amec Environment & I		297.50				
I-H7101501	Amec Environment & Infrastruct	R	5/02/2014			017835		
350 4200.541400.00	Infrastructure	Amec Environment & I		1,855.00				2,152.50
001690	Oldcastle Precast Inc.							
I-410124632	Oldcastle Precast Inc.	R	5/02/2014			017836		
560 4320.531100.00	Supplies	Oldcastle Precast In		750.00				
I-410124633	Oldcastle Precast Inc.	R	5/02/2014			017836		
560 4320.531100.00	Supplies	Oldcastle Precast In		425.00				1,175.00
001712	Mulkey, Inc.							
I-0000011	DESIGN MT VERNON/VERMACK	R	5/02/2014			017837		
350 4200.541400.00	Infrastructure	DESIGN MT VERNON/VER		7,604.18				7,604.18
001716	Howard Fertilizer & Chemical.,							
I-17023767	Howard Fertilizer & Chemical.,	R	5/02/2014			017838		
100 6200.531100.00	Supplies	Howard Fertilizer &		837.00				837.00
001717	New South Publishing							
I-21249	New South Publishing	R	5/02/2014			017839		
100 1570.523300.00	Advertising	New South Publishing		3,900.00				3,900.00
001758	Corporate Health Partners, LLC							
I-2991	Corporate Health Partners, LLC	R	5/02/2014			017840		
100 1540.512900.00	Other Employment Benefits	Corporate Health Par		1,825.33				1,825.33
001775	Tri Scapes, Inc.							
I-14-1455	Tri Scapes, Inc.	R	5/02/2014			017841		
350 6200.541200.00	Site improvements	Tri Scapes, Inc.		94,693.59				94,693.59

VENDOR SET: 01 City of Dunwoody, GA
 BANK: 03 Suntrust Disbursement Acc
 DATE RANGE: 5/01/2014 THRU 5/31/2014

VENDOR I.D.	NAME	STATUS	CHECK DATE	AMOUNT	DISCOUNT	CHECK NO	CHECK STATUS	CHECK AMOUNT
001802	WebQA, Inc.							
I-1009-140411	WebQA, Inc.	R	5/02/2014			017842		
100 1330.522200.00	Repairs & Maintenance	WebQA, Inc.		3,255.00				3,255.00
001803	Earthly Matters Contracting, I							
I-18380	Earthly Matters Contracting, I	R	5/02/2014			017843		
100 1565.522200.00	Repairs & Maintenance	Earthly Matters Cont		11,055.00				11,055.00
1	2 Scale Services							
I-2 Scale Services	2 Scale Services:	R	5/02/2014			017844		
100 0000.316100.00	Business & Occupation Tax	2 Scale Services:		15.60				15.60
1	American President Lines							
I-American President	American President Lines:	R	5/02/2014			017845		
100 0000.316100.00	Business & Occupation Tax	American President L		238.00				238.00
1	Burger King #5385							
I-Burger King	Burger King #5385:	R	5/02/2014			017846		
100 0000.316100.00	Business & Occupation Tax	Burger King #5385:		144.00				144.00
1	Callaway Land Company							
I-Callaway Land	Callaway Land Company:	R	5/02/2014			017847		
100 0000.316100.00	Business & Occupation Tax	Callaway Land Compan		28.55				28.55
1	ICJE							
I-ICJE-Coleman/Irvin	ICJE:	R	5/02/2014			017848		
100 2650.523700.00	Education & Training	ICJE:		450.00				450.00
1	Katende Kinene							
I-Katende Kinene	Katende Kinene:	R	5/02/2014			017849		
100 0000.127103.00	Special Event Sign Dep Payable	Katende Kinene:		100.00				100.00
1	Kavitha Rehinam							
I-Kavitha Rehinam-2	Kavitha Rehinam:	R	5/02/2014			017850		
100 0000.347900.00	Pavilion Rentals	Kavitha Rehinam:		75.00				75.00
1	Robert Bentivegna							
I-Robert Bentivegna	Robert Bentivegna:	R	5/02/2014			017851		
100 0000.121300.13	457 Deduction Payable	Robert Bentivegna:		1,693.64				1,693.64
1	Romeo Rwambaisire							
I-Romeo Rwambaisire	Romeo Rwambaisire:	R	5/02/2014			017852		
100 0000.347900.00	Pavilion Rentals	Romeo Rwambaisire:		400.00				400.00

VENDOR SET: 01 City of Dunwoody, GA
 BANK: 03 Suntrust Disbursement Acc
 DATE RANGE: 5/01/2014 THRU 5/31/2014

VENDOR I.D.	NAME	STATUS	CHECK DATE	AMOUNT	DISCOUNT	CHECK NO	CHECK STATUS	CHECK AMOUNT
1	Thomas Cooper							
I-Thomas Cooper-2	Thomas Cooper:	R	5/02/2014			017853		
350 4200.541400.00	Infrastructure	Thomas Cooper:		1,774.20				1,774.20
000022	ADP							
I-432738777-Reissue	ADP	R	5/16/2014			017854		
100 1512.521200.00	Professional Services	ADP		750.00				750.00
000033	Dell Marketing LP							
I-XJC767P88	Dell Marketing LP	R	5/16/2014			017855		
100 2650.531600.00	Small Equipment	Dell Marketing LP		209.98				
I-XJC7ND919	Dell Marketing LP	R	5/16/2014			017855		
100 2650.531600.00	Small Equipment	Dell Marketing LP		2,696.16				2,906.14
000061	Blue Cross Blue Shield							
I-0000471522G	Blue Cross Blue Shield	R	5/16/2014			017856		
100 1110.512100.00	Group Insurance	Blue Cross Blue Shie		3,617.76				
100 1330.512100.00	Group Insurance	Blue Cross Blue Shie		1,015.98				
100 1511.512100.00	Group Insurance	Blue Cross Blue Shie		1,475.59				
100 2650.512100.00	Group Insurance	Blue Cross Blue Shie		2,914.35				
100 3200.512100.00	Group Insurance	Blue Cross Blue Shie		54,400.38				
100 4100.512100.00	Group Insurance	Blue Cross Blue Shie		1,475.59				64,899.65
000081	Dekalb Police Chief's Associat							
I-Grogan-2014 Dues	Dekalb Police Chief's Associat	R	5/16/2014			017857		
100 3200.523600.00	Dues & Fees	Dekalb Police Chief'		50.00				50.00
000094	WEX BANK							
I-36755167	WEX BANK	R	5/16/2014			017858		
100 3200.531270.00	Gasoline	WEX BANK		1,723.77				1,723.77
000118	Peace Officers'							
I-May 2014	Peace Officers'	R	5/16/2014			017859		
100 0000.121300.15	POAB Deduction Payable	Peace Officers'		600.00				600.00
000130	Translation Station, INC							
I-42703	Translation Station, INC	R	5/16/2014			017860		
100 2650.521300.00	Technical Svcs	Translation Station,		193.60				193.60
000138	Riley McLendon, LLC							
I-62243	Riley McLendon, LLC	R	5/16/2014			017861		
100 1530.521200.01	Prof Svcs-Legal	Riley McLendon, LLC		12,500.00				
I-62244	Riley McLendon, LLC	R	5/16/2014			017861		
100 1530.521200.02	Prof Svcs-Litigation	Riley McLendon, LLC		1,050.00				
I-62245	Riley McLendon, LLC	R	5/16/2014			017861		
100 2650.521200.03	Prof Svcs-Court Solicitor	Riley McLendon, LLC		10,400.00				
I-62246	Riley McLendon, LLC	R	5/16/2014			017861		
350 4200.541400.00	Infrastructure	Riley McLendon, LLC		123.00				
I-62247	Riley McLendon, LLC	R	5/16/2014			017861		

VENDOR SET: 01 City of Dunwoody, GA
 BANK: 03 Suntrust Disbursement Acc
 DATE RANGE: 5/01/2014 THRU 5/31/2014

VENDOR I.D.	NAME	STATUS	CHECK DATE	AMOUNT	DISCOUNT	CHECK NO	CHECK STATUS	CHECK AMOUNT
000138	Riley McLendon, LLC	CONT						
I-62247	Riley McLendon, LLC	R	5/16/2014			017861		
350 4200.541400.00	Infrastructure	Riley McLendon, LLC		566.33				24,639.33
000149	AT&T							
I-1882-May 2014	AT&T	R	5/16/2014			017862		
100 1535.523200.00	Communications	AT&T		108.26				108.26
000149	AT&T							
I-May 2014	AT&T	R	5/16/2014			017863		
100 1535.523200.00	Communications	AT&T		115.92				115.92
000150	Fidelity Security Life Insuran							
I-7760736	Fidelity Security Life Insuran	R	5/16/2014			017864		
100 0000.121300.12	EE-Vision Payable	Fidelity Security Li		402.24				402.24
000151	Wolfe, Timothy W.							
I-April 2014	Wolfe, Timothy W.	R	5/16/2014			017865		
100 2650.521200.00	Prof Svcs	Wolfe, Timothy W.		1,400.00				1,400.00
000159	Purchase Power							
I-May 2014	Purchase Power	R	5/16/2014			017866		
100 1110.523200.00	Communications	Purchase Power		11.04				
100 1320.523200.00	Communications	Purchase Power		3.28				
100 1330.523200.00	Communications	Purchase Power		5.08				
100 1512.523200.00	Communications	Purchase Power		269.16				
100 1516.523200.00	Communications	Purchase Power		641.84				
100 1517.523200.00	Communications	Purchase Power		45.49				
100 1530.523200.00	Communications	Purchase Power		1.19				
100 1540.523200.00	Communications	Purchase Power		1.11				
100 1570.523200.00	Communications	Purchase Power		5.35				
100 2650.523200.00	Communications	Purchase Power		375.08				
100 3200.523200.00	Communications	Purchase Power		176.65				
100 4100.523200.00	Communications	Purchase Power		29.62				
100 6200.523200.00	Communications	Purchase Power		3.29				
100 7000.523200.00	Communications	Purchase Power		431.82				2,000.00
000163	Metro Materials Inc.							
I-34752	Metro Materials Inc.	R	5/16/2014			017867		
100 4200.531100.00	Supplies	Metro Materials Inc.		1,126.37				
I-34854	Metro Materials Inc.	R	5/16/2014			017867		
100 4200.531100.00	Supplies	Metro Materials Inc.		459.56				1,585.93

VENDOR SET: 01 City of Dunwoody, GA
 BANK: 03 Suntrust Disbursement Acc
 DATE RANGE: 5/01/2014 THRU 5/31/2014

VENDOR I.D.	NAME	STATUS	CHECK DATE	AMOUNT	DISCOUNT	CHECK NO	CHECK STATUS	CHECK AMOUNT
000165	Vulcan Materials Company							
I-10809712	Vulcan Materials Company	R	5/16/2014			017868		
100 4200.531100.00	Supplies		Vulcan Materials Com	311.61				
I-10809713	Vulcan Materials Company	R	5/16/2014			017868		
560 4320.531100.00	Supplies		Vulcan Materials Com	370.56				
I-10817327	Vulcan Materials Company	R	5/16/2014			017868		
560 4320.531100.00	Supplies		Vulcan Materials Com	289.38				
I-21212003210	Vulcan Materials Company	R	5/16/2014			017868		
560 4320.531100.00	Supplies		Vulcan Materials Com	433.75				
I-21212003346	Vulcan Materials Company	R	5/16/2014			017868		
560 4320.531100.00	Supplies		Vulcan Materials Com	357.50				
I-21212003389	Vulcan Materials Company	R	5/16/2014			017868		
560 4320.531100.00	Supplies		Vulcan Materials Com	406.00				
I-21212003583	Vulcan Materials Company	R	5/16/2014			017868		
560 4320.531100.00	Supplies		Vulcan Materials Com	673.50				2,842.30
000183	Sprint							
I-570839599-061	Sprint	R	5/16/2014			017869		
100 3200.523200.00	Communications		Sprint	2,184.06				2,184.06
000196	Georgia Management Agency, Inc							
I-58775	Georgia Management Agency, Inc	R	5/16/2014			017870		
100 4200.522200.02	R&M - Street Maintenance		Georgia Management A	1,000.00				1,000.00
000206	Georgia Power							
I-51225-April 2014	Georgia Power	R	5/16/2014			017871		
100 6200.531230.00	Utilities		Georgia Power	502.00				502.00
000206	Georgia Power							
I-72008-April 2014	Georgia Power	R	5/16/2014			017872		
100 6200.531230.00	Utilities		Georgia Power	168.65				168.65
000206	Georgia Power							
I-April 2014	Georgia Power	R	5/16/2014			017873		
100 4100.531230.00	Electricity		Georgia Power	36,988.74				
100 6200.531230.00	Utilities		Georgia Power	6,093.53				43,082.27
000216	Strategic Datacom Inc							
I-8585	Strategic Datacom Inc	R	5/16/2014			017874		
100 3200.522200.00	Repairs & Maintenance		Strategic Datacom In	358.03				358.03
000269	DeKalb County Georgia							
I-18432904	DeKalb County Georgia	R	5/16/2014			017875		
100 1516.521300.00	Technical Services		DeKalb County Georgi	26,000.00				
I-6178709-April 2014	DeKalb County Georgia	R	5/16/2014			017875		
100 6200.531230.00	Utilities		DeKalb County Georgi	17.83				
I-6305688-April 2014	DeKalb County Georgia	R	5/16/2014			017875		
100 6200.531230.00	Utilities		DeKalb County Georgi	11.21				26,029.04

VENDOR SET: 01 City of Dunwoody, GA
 BANK: 03 Suntrust Disbursement Acc
 DATE RANGE: 5/01/2014 THRU 5/31/2014

VENDOR I.D.	NAME	STATUS	CHECK DATE	AMOUNT	DISCOUNT	CHECK NO	CHECK STATUS	CHECK AMOUNT
000284	Aflac							
I-11169	Aflac	R	5/16/2014			017876		
100 0000.121300.18	AFLAC Deductions Payable	Aflac		1,281.64				1,281.64
000331	Tyler Technologies, Inc							
I-02592405	Tyler Technologies, Inc	R	5/16/2014			017877		
100 2650.522200.00	Repairs & Maintenance	Tyler Technologies,		1,217.00				1,217.00
001037	Mauldin & Jenkins, LLC							
I-556331	Mauldin & Jenkins, LLC	R	5/16/2014			017878		
100 1512.521200.00	Professional Services	Mauldin & Jenkins,		6,938.00				6,938.00
001097	US Department of Homeland Secu							
I-SAVE-331775	US Department of Homeland Secu	R	5/16/2014			017879		
100 1516.521300.00	Technical Services	US Department of Hom		25.00				25.00
001170	Hasley Recreation and Design,							
I-747886	Hasley Recreation and Design,	R	5/16/2014			017880		
100 6200.522200.06	R&M-Parks	Hasley Recreation an		160.39				160.39
001177	HR Direct GNeil							
I-INV2142884	HR Direct GNeil	R	5/16/2014			017881		
100 1540.531100.00	Supplies	HR Direct GNeil		67.99				
I-INV2142885	HR Direct GNeil	R	5/16/2014			017881		
100 1540.531100.00	Supplies	HR Direct GNeil		67.99				135.98
001281	Phase 3 Marketing & Communicat							
I-0058510-IN	Phase 3 Marketing & Communicat	R	5/16/2014			017882		
100 1570.521200.00	Professional Services	Phase 3 Marketing &		2,908.46				
I-0058836-IN	Phase 3 Marketing & Communicat	R	5/16/2014			017882		
100 1570.523400.00	Printing and Binding	Phase 3 Marketing &		2,700.00				
I-0059201-IN	Phase 3 Marketing & Communicat	R	5/16/2014			017882		
100 1570.523400.00	Printing and Binding	Phase 3 Marketing &		1,171.08				6,779.54
001328	LexisNexis Risk Data Managemen							
I-1502895-20140430	LexisNexis Risk Data Managemen	R	5/16/2014			017883		
100 1511.521300.00	Technical Services	LexisNexis Risk Data		50.00				50.00
001345	JEL Consulting Group, LLC							
I-194	JEL Consulting Group, LLC	R	5/16/2014			017884		
100 7500.521200.00	Professional Services	JEL Consulting Group		2,500.00				2,500.00
001385	Wolverton and Associates, Inc.							
I-38554	Survey/Construction Plan	R	5/16/2014			017885		
350 4200.541400.00	Infrastructure	Survey/Construction		5,054.00				5,054.00

VENDOR SET: 01 City of Dunwoody, GA
 BANK: 03 Suntrust Disbursement Acc
 DATE RANGE: 5/01/2014 THRU 5/31/2014

VENDOR I.D.	NAME	STATUS	CHECK DATE	AMOUNT	DISCOUNT	CHECK NO	CHECK STATUS	CHECK AMOUNT
001414	Geo-Hydro Engineers, Inc.							
I-47031-Part 2	Geo-Hydro Engineers, Inc.	R	5/16/2014			017886		
350 6200.541200.00	Site improvements	Geo-Hydro Engineers,		1,447.75				1,447.75
001434	Michael M. Hawkins							
I-671-April 2014	Michael M. Hawkins	R	5/16/2014			017887		
100 2650.521200.00	Prof Svcs	Michael M. Hawkins		1,400.00				1,400.00
001539	Dunwoody Baptist Church							
I-Dunwoody Conferenc	Dunwoody Baptist Church	R	5/16/2014			017888		
100 0000.122500.03	Deferred Rev-Conference	Dunwoody Baptist Chu		600.00				600.00
001540	T.J. Schell, LLC, Landscape Ar							
I-2014-056	T.J. Schell, LLC, Landscape Ar	R	5/16/2014			017889		
350 4200.541400.00	Infrastructure	T.J. Schell, LLC, La		100.00				100.00
001542	Southeastern Engineering Inc (
I-14294	Southeastern Engineering Inc (R	5/16/2014			017890		
350 4200.541400.00	Infrastructure	Southeastern Enginee		3,000.00				3,000.00
001549	Gas South, LLC							
I-April 2014	Gas South, LLC	R	5/16/2014			017891		
100 6200.531230.00	Utilities	Gas South, LLC		1,153.65				1,153.65
001565	Georgia Development Partners,							
I-GDP Pay #2	Georgia Development Partners,	R	5/16/2014			017892		
350 1565.541300.00	Buildings	Georgia Development		95,768.15				
I-GDP Pay App #1	Georgia Development Partners,	R	5/16/2014			017892		
350 1565.541300.00	Buildings	Georgia Development		21,053.15				
I-Pay App #1-April	Georgia Development Partners,	R	5/16/2014			017892		
350 6200.541200.00	Site improvements	Georgia Development		2,282.62				119,103.92
001587	SouthernLINC Wireless							
I-3301	SouthernLINC Wireless	R	5/16/2014			017893		
215 3800.523200.00	Communications	SouthernLINC Wireles		1.35				1.35
001597	Joshua B. Crosby							
I-43014	Joshua B. Crosby	R	5/16/2014			017894		
100 0000.122500.03	Deferred Rev-Conference	Joshua B. Crosby		2,200.00				2,200.00
001616	Cobb Chamber of Commerce							
I-2014 HCAA Dues	Cobb Chamber of Commerce	R	5/16/2014			017895		
100 3200.523600.00	Dues & Fees	Cobb Chamber of Comm		50.00				50.00

VENDOR SET: 01 City of Dunwoody, GA
 BANK: 03 Suntrust Disbursement Acc
 DATE RANGE: 5/01/2014 THRU 5/31/2014

VENDOR I.D.	NAME	STATUS	CHECK DATE	AMOUNT	DISCOUNT	CHECK NO	CHECK STATUS	CHECK AMOUNT
001635	Office of Commissioner of Insu							
I-66742-2014-04-23	Office of Commissioner of Insu	R	5/16/2014			017896		
100 6200.531230.00	Utilities		Office of Commission	145.00				145.00
001689	Kacena Design, LLC							
I-Invoice #4	DWY NATURE CNTR ADDITIONS	R	5/16/2014			017897		
350 1565.541300.00	Buildings		DWY NATURE CNTR ADDI	1,500.00				1,500.00
001690	Oldcastle Precast Inc.							
I-410124847	Oldcastle Precast Inc.	R	5/16/2014			017898		
560 4320.531100.00	Supplies		Oldcastle Precast In	683.45				683.45
001712	Mulkey, Inc.							
I-2013032-12	DESIGN MT VERNON/VERMACK	R	5/16/2014			017899		
350 4200.541400.00	Infrastructure		DESIGN MT VERNON/VER	4,389.85				4,389.85
001718	Bisnow LLC							
I-6747	Bisnow LLC	R	5/16/2014			017900		
100 7500.523300.00	Advertising		Bisnow LLC	2,250.00				2,250.00
001719	Perimeter Community Improvemen							
I-PCID 2014-01 (1)	Perimeter Community Improvemen	R	5/16/2014			017901		
250 4002.522200.12	Repairs & Maintenance - PTO		Perimeter Community	143,454.68				143,454.68
001756	Georgia Snacks							
I-107	Georgia Snacks	R	5/16/2014			017902		
100 1540.512900.00	Other Employment Benefits		Georgia Snacks	800.00				800.00
001775	Tri Scapes, Inc.							
I-14-1642	Tri Scapes, Inc.	R	5/16/2014			017903		
350 6200.541400.00	Infrastructure		Tri Scapes, Inc.	129,157.77				129,157.77
001787	Optech RWM, LLC							
I-D0414	Optech RWM, LLC	R	5/16/2014			017904		
100 6200.522200.06	R&M-Parks		Optech RWM, LLC	41,125.60				
100 4200.522200.05	R&M - Right of Way Maint		Optech RWM, LLC	1,666.66				
100 4200.522200.01	R&M-Storm Damage Removal		Optech RWM, LLC	4,090.82				46,883.08
001791	Presidio Network Solutions, In							
I-40420404	Presidio Network Solutions, In	R	5/16/2014			017905		
350 1535.522200.00	Repairs and Maintenance		Presidio Network Sol	918.23				918.23
001793	TOA, LLC							
I-Pay App #1	TOA, LLC	R	5/16/2014			017906		
350 6200.541200.00	Site improvements		TOA, LLC	30,672.00				30,672.00

VENDOR SET: 01 City of Dunwoody, GA

BANK: 03 Suntrust Disbursement Acc

DATE RANGE: 5/01/2014 THRU 5/31/2014

VENDOR I.D.	NAME	STATUS	CHECK DATE	AMOUNT	DISCOUNT	CHECK NO	CHECK STATUS	CHECK AMOUNT
001799	Colliers International - Atlan							
I-May 2014	Colliers International - Atlan	R	5/16/2014			017907		
100 0000.381100.00	Rental Commissions	Colliers Internation		112.50				112.50
001800	Dunwoody Preservation Trust, I							
I-Sign Deposit	Dunwoody Preservation Trust, I	R	5/16/2014			017908		
100 0000.127103.00	Special Event Sign Dep Payable	Dunwoody Preservatio		500.00				500.00
001803	Earthly Matters Contracting, I							
I-18495	Earthly Matters Contracting, I	R	5/16/2014			017909		
100 1565.522200.00	Repairs & Maintenance	Earthly Matters Cont		5,695.00				5,695.00
001804	Hardy Family Ford							
I-76028	Hardy Family Ford	R	5/16/2014			017910		
350 3200.542000.00	Machinery & Equipment	Hardy Family Ford		20,823.00				20,823.00
001807	Atlanta Paint Disposal, LLC							
I-12498	Atlanta Paint Disposal, LLC	R	5/16/2014			017911		
100 7000.521300.00	Technical Svcs	Atlanta Paint Dispos		4,138.88				4,138.88
1	IAHI, Inc							
I-IAHI, Inc	IAHI, Inc:	R	5/16/2014			017912		
100 0000.316100.00	Business & Occupation Tax	IAHI, Inc:		303.73				303.73
1	Karen Davis							
I-Karen Davis	Karen Davis:	R	5/16/2014			017913		
100 7000.531100.00	Supplies	Karen Davis:		268.50				268.50
000262	Dunwoody Chamber of Commerce I							
I-2014 State of City	Dunwoody Chamber of Commerce I	R	5/27/2014			017914		
100 0000.115300.01	State of the City	Dunwoody Chamber of		1,917.05				1,917.05
001808	Keith E. Bennett							
I-Park Fest	Keith E. Bennett	R	5/27/2014			017915		
100 1570.521200.00	Professional Services	Keith E. Bennett		300.00				300.00
000016	Stone, McElroy & Associates							
I-1776PA	Stone, McElroy & Associates	R	5/30/2014			017916		
100 3200.521200.00	Prof Svcs	Stone, McElroy & Ass		1,050.00				1,050.00
000074	Standard Insurance							
I-June 2014	Standard Insurance	R	5/30/2014			017917		
100 1320.512100.00	Group Insurance	Standard Insurance		81.94				
100 1330.512100.00	Group Insurance	Standard Insurance		102.93				
100 1511.512100.00	Group Insurance	Standard Insurance		156.35				
100 4100.512100.00	Group Insurance	Standard Insurance		131.48				
100 2650.512100.00	Group Insurance	Standard Insurance		260.21				
100 3200.512100.00	Group Insurance	Standard Insurance		3,616.15				4,349.06

VENDOR SET: 01 City of Dunwoody, GA
 BANK: 03 Suntrust Disbursement Acc
 DATE RANGE: 5/01/2014 THRU 5/31/2014

VENDOR I.D.	NAME	STATUS	CHECK DATE	AMOUNT	DISCOUNT	CHECK NO	CHECK STATUS	CHECK AMOUNT
000120	Pro Solutions							
I-3567	Pro Solutions	R	5/30/2014			017918		
100 3200.523400.00	Printing & Binding	Pro Solutions		318.75				
I-3568	Pro Solutions	R	5/30/2014			017918		
100 3200.523400.00	Printing & Binding	Pro Solutions		1,016.75				1,335.50
000130	Translation Station, INC							
I-43021	Translation Station, INC	R	5/30/2014			017919		
100 2650.521300.00	Technical Svcs	Translation Station,		176.72				176.72
000156	Powell, Hugh R							
I-1949	Powell, Hugh R	R	5/30/2014			017920		
100 2650.521200.00	Prof Svcs	Powell, Hugh R		1,750.00				1,750.00
000210	Rotary Club of Dunwoody, GA In							
I-2971	Rotary Club of Dunwoody, GA In	R	5/30/2014			017921		
100 1110.523600.00	Dues & Fees	Rotary Club of Dunwo		300.00				300.00
000216	Strategic Datacom Inc							
I-8591	Strategic Datacom Inc	R	5/30/2014			017922		
100 1565.522200.00	Repairs & Maintenance	Strategic Datacom In		150.00				150.00
000245	FedEx							
I-2-629-80288	FedEx	R	5/30/2014			017923		
100 3200.523200.00	Communications	FedEx		44.12				
I-2-637-85589	FedEx	R	5/30/2014			017923		
100 3200.523200.00	Communications	FedEx		7.81				
I-2-644-20477	FedEx	R	5/30/2014			017923		
960 6200.541200.00	Site improvements	FedEx		55.60				
I-2-644-96466	FedEx	R	5/30/2014			017923		
100 3200.523200.00	Communications	FedEx		19.67				127.20
000249	Municipal Code Corporation							
I-242141	Municipal Code Corporation	R	5/30/2014			017924		
100 1330.521200.00	Prof Svcs	Municipal Code Corpo		550.00				550.00
000331	Tyler Technologies, Inc							
I-025-96842	Tyler Technologies, Inc	R	5/30/2014			017925		
100 2650.522200.00	Repairs & Maintenance	Tyler Technologies,		200.00				200.00
001023	Victoria Clearfield							
I-April 2014	Victoria Clearfield	R	5/30/2014			017926		
100 2650.521300.00	Technical Svcs	Victoria Clearfield		1,500.00				
I-May 2014	Victoria Clearfield	R	5/30/2014			017926		
100 2650.521300.00	Technical Svcs	Victoria Clearfield		960.00				2,460.00

VENDOR SET: 01 City of Dunwoody, GA
 BANK: 03 Suntrust Disbursement Acc
 DATE RANGE: 5/01/2014 THRU 5/31/2014

VENDOR I.D.	NAME	STATUS	CHECK DATE	AMOUNT	DISCOUNT	CHECK NO	CHECK STATUS	CHECK AMOUNT
001026	Guardian - Appleton							
I-June 2014	Guardian - Appleton	R	5/30/2014			017927		
100 1110.512100.00	Group Insurance	Guardian - Appleton		296.40				
100 1330.512100.00	Group Insurance	Guardian - Appleton		71.67				
100 1511.512100.00	Group Insurance	Guardian - Appleton		131.09				
100 2650.512100.00	Group Insurance	Guardian - Appleton		293.19				
100 3200.512100.00	Group Insurance	Guardian - Appleton		4,029.22				
100 4100.512100.00	Group Insurance	Guardian - Appleton		131.09				4,952.66
001045	Specialty Engraving, Inc							
I-234816	Specialty Engraving, Inc	R	5/30/2014			017928		
100 3200.531100.04	Supplies - Operating	Specialty Engraving,		28.50				28.50
001187	APG PCE, LLC							
I-Jun-14/PC41-100	APG PCE, LLC	R	5/30/2014			017929		
100 0000.123310.00	Abated Rent	APG PCE, LLC		42,754.13				42,754.13
001303	Custom Signs Today							
I-27577	Custom Signs Today	R	5/30/2014			017931		
100 0000.115300.01	State of the City	Custom Signs Today		315.00				
I-27665	Custom Signs Today	R	5/30/2014			017931		
350 4200.531100.00	Supplies	Custom Signs Today		530.00				
I-27836	Custom Signs Today	R	5/30/2014			017931		
100 6200.531100.00	Supplies	Custom Signs Today		50.00				
I-27859	Custom Signs Today	R	5/30/2014			017931		
350 4200.531100.00	Supplies	Custom Signs Today		785.00				1,680.00
001421	Chattahoochee River 911 Author							
I-June 2014	Chattahoochee River 911 Author	R	5/30/2014			017932		
215 3800.571000.00	Intergovernmental-E911	Chattahoochee River		89,583.33				89,583.33
001444	Kenneth Wickham							
I-May 2014	Kenneth Wickham	R	5/30/2014			017933		
100 2650.521200.00	Prof Svcs	Kenneth Wickham		700.00				700.00
001457	Peace Officers Association of							
I-Brown/Sillah/Justi	Peace Officers Association of	R	5/30/2014			017934		
100 3200.523600.00	Dues & Fees	Peace Officers Assoc		60.00				60.00
001496	Fisher Broyles							
I-53363	Fisher Broyles	R	5/30/2014			017935		
960 6200.541200.00	Site improvements	Fisher Broyles		1,749.00				1,749.00

VENDOR SET: 01 City of Dunwoody, GA
 BANK: 03 Suntrust Disbursement Acc
 DATE RANGE: 5/01/2014 THRU 5/31/2014

VENDOR I.D.	NAME	STATUS	CHECK DATE	AMOUNT	DISCOUNT	CHECK NO	CHECK STATUS	CHECK AMOUNT
001656	De Lage Landen							
I-41450066	De Lage Landen	R	5/30/2014			017936		
100 3200.522300.00	Rentals	De Lage Landen		304.00				304.00
001673	Aerial Innovations of Ga., Inc							
I-43620	Aerial Innovations of Ga., Inc	R	5/30/2014			017937		
100 7000.521300.00	Technical Svcs	Aerial Innovations o		94.50				
I-43621	Aerial Innovations of Ga., Inc	R	5/30/2014			017937		
100 7000.521300.00	Technical Svcs	Aerial Innovations o		91.50				
I-43703	Aerial Innovations of Ga., Inc	R	5/30/2014			017937		
100 7000.521300.00	Technical Svcs	Aerial Innovations o		94.50				
I-43704	Aerial Innovations of Ga., Inc	R	5/30/2014			017937		
100 7000.521300.00	Technical Svcs	Aerial Innovations o		91.50				372.00
001731	David Zagoria							
I-Demario Sims	David Zagoria	R	5/30/2014			017938		
100 2650.521200.04	Prof Svcs-Public Defender	David Zagoria		70.00				
I-Jimmey Lindley	David Zagoria	R	5/30/2014			017938		
100 2650.521200.04	Prof Svcs-Public Defender	David Zagoria		145.00				
I-Urbin Gonzalez	David Zagoria	R	5/30/2014			017938		
100 2650.521200.04	Prof Svcs-Public Defender	David Zagoria		70.00				285.00
001732	AT&T Mobility Attn: Anne Schm							
I-070155-0214	AT&T Mobility Attn: Anne Schm	R	5/30/2014			017939		
215 3800.523200.00	Communications	AT&T Mobility Attn:		5,490.00				5,490.00
001739	Kelly Michael Hundley, LLC							
I-97	Kelly Michael Hundley, LLC	R	5/30/2014			017940		
100 1512.521200.00	Professional Services	Kelly Michael Hundle		585.00				585.00
001758	Corporate Health Partners, LLC							
I-3128	Corporate Health Partners, LLC	R	5/30/2014			017941		
100 1540.512900.00	Other Employment Benefits	Corporate Health Par		1,825.33				1,825.33
001772	RDS							
I-4825	RDS	R	5/30/2014			017942		
100 1516.521300.00	Technical Services	RDS		7,644.63				7,644.63
1	A Simple Touch							
I-A Simple Touch	A Simple Touch:	R	5/30/2014			017943		
100 0000.316100.00	Business & Occupation Tax	A Simple Touch:		139.00				139.00
1	Amy Floyd							
I-Amy Floyd	Amy Floyd:	R	5/30/2014			017944		
100 0000.127103.00	Special Event Sign Dep Payable	Amy Floyd:		250.00				250.00

VENDOR SET: 01 City of Dunwoody, GA
 BANK: 03 Suntrust Disbursement Acc
 DATE RANGE: 5/01/2014 THRU 5/31/2014

VENDOR I.D.	NAME	STATUS	CHECK DATE	AMOUNT	DISCOUNT	CHECK NO	CHECK STATUS	CHECK AMOUNT
1	Cindy Flynn/Splash Festivals							
I-Cindy Flynn	Cindy Flynn/Splash Festivals:	R	5/30/2014			017945		
100 0000.127103.00	Special Event Sign Dep Payable			750.00				750.00
1	Dustin Pitan C/O Who's Who							
I-Dustin Pitan	Dustin Pitan C/O Who's Who:	R	5/30/2014			017946		
100 0000.323100.00	Bldg Structures & Equipment			100.00				100.00
1	Karen Davis							
I-Karen Davis-2	Karen Davis:	R	5/30/2014			017947		
100 7000.521300.00	Technical Svcs			52.87				52.87
1	Land Acquisition Services LLC							
I-Land Acquisition	Land Acquisition Services LLC:	R	5/30/2014			017948		
100 0000.316100.00	Business & Occupation Tax			63.00				63.00
1	NIIT USA INC							
I-NIIT USA	NIIT USA INC:	R	5/30/2014			017949		
100 0000.316100.00	Business & Occupation Tax			26.36				26.36
1	Richard Todd Albee							
I-Richard Todd Albee	Richard Todd Albee:	R	5/30/2014			017950		
100 0000.322210.00	Planning & Zoning Fees			50.00				50.00

* * T O T A L S * *	NO	INVOICE AMOUNT	DISCOUNTS	CHECK AMOUNT
REGULAR CHECKS:	154	1,543,819.64	0.00	1,543,819.64
HAND CHECKS:	0	0.00	0.00	0.00
DRAFTS:	11	408,712.60	0.00	408,712.60
EFT:	0	0.00	0.00	0.00
NON CHECKS:	0	0.00	0.00	0.00
VOID CHECKS:	0	VOID DEBITS 0.00		
		VOID CREDITS 0.00	0.00	0.00

TOTAL ERRORS: 0

** G/L ACCOUNT TOTALS **

G/L ACCOUNT	NAME	AMOUNT
100 0000.115300.01	State of the City	2,232.05
100 0000.121110.00	PCard A/P Control	134,678.14
100 0000.121300.12	EE-Vision Payable	402.24
100 0000.121300.13	457 Deduction Payable	1,693.64
100 0000.121300.15	POAB Deduction Payable	600.00

VENDOR SET: 01 City of Dunwoody, GA
 BANK: 03 Suntrust Disbursement Acc
 DATE RANGE: 5/01/2014 THRU 5/31/2014

** G/L ACCOUNT TOTALS **

G/L ACCOUNT	NAME	AMOUNT
100 0000.121300.16	Flex Spending Ded Payable	3,948.08
100 0000.121300.18	AFLAC Deductions Payable	1,281.64
100 0000.122500.03	Deferred Rev-Conference	2,800.00
100 0000.123310.00	Abated Rent	85,508.26
100 0000.127103.00	Special Event Sign Dep Payable	1,600.00
100 0000.316100.00	Business & Occupation Tax	958.24
100 0000.322210.00	Planning & Zoning Fees	50.00
100 0000.323100.00	Bldg Structures & Equipment	100.00
100 0000.347900.00	Pavilion Rentals	475.00
100 0000.381100.00	Rental Commissions	112.50
100 1110.512100.00	Group Insurance	4,210.56
100 1110.521200.00	Prof Svcs	1,700.00
100 1110.523200.00	Communications	110.22
100 1110.523600.00	Dues & Fees	300.00
100 1320.512100.00	Group Insurance	294.97
100 1320.523200.00	Communications	220.99
100 1330.512100.00	Group Insurance	1,365.18
100 1330.521200.00	Prof Svcs	550.00
100 1330.522200.00	Repairs & Maintenance	3,255.00
100 1330.523200.00	Communications	99.77
100 1511.512100.00	Group Insurance	2,050.47
100 1511.521100.01	Official/Admin Svcs	104,166.42
100 1511.521200.00	Professional Services	2,583.32
100 1511.521300.00	Technical Services	50.00
100 1511.523200.00	Communications	389.38
100 1512.521200.00	Professional Services	8,273.00
100 1512.522200.00	Repairs & Maintenance	19,756.63
100 1512.523200.00	Communications	269.16
100 1516.521300.00	Technical Services	33,669.63
100 1516.523200.00	Communications	641.84
100 1517.523200.00	Communications	45.49
100 1530.521200.01	Prof Svcs-Legal	12,500.00
100 1530.521200.02	Prof Svcs-Litigation	8,706.18
100 1530.523200.00	Communications	1.19
100 1535.521100.01	Official/Admin Svcs	30,953.89
100 1535.523200.00	Communications	224.18
100 1540.512900.00	Other Employment Benefits	4,450.66
100 1540.523200.00	Communications	1.11
100 1540.531100.00	Supplies	135.98
100 1565.522200.00	Repairs & Maintenance	16,900.00
100 1565.522300.00	Rentals	733.00
100 1565.531230.00	Electricity	2,657.25
100 1570.521200.00	Professional Services	6,121.72
100 1570.521300.00	Technical Services	3,600.00
100 1570.523200.00	Communications	5.35
100 1570.523300.00	Advertising	10,350.00

VENDOR SET: 01 City of Dunwoody, GA
 BANK: 03 Suntrust Disbursement Acc
 DATE RANGE: 5/01/2014 THRU 5/31/2014

** G/L ACCOUNT TOTALS **

G/L ACCOUNT	NAME	AMOUNT
100 1570.523400.00	Printing and Binding	4,903.58
100 2650.512100.00	Group Insurance	4,021.15
100 2650.521200.00	Prof Svcs	5,950.00
100 2650.521200.03	Prof Svcs-Court Solicitor	10,400.00
100 2650.521200.04	Prof Svcs-Public Defender	285.00
100 2650.521300.00	Technical Svcs	2,830.32
100 2650.522200.00	Repairs & Maintenance	1,617.00
100 2650.523200.00	Communications	435.75
100 2650.523700.00	Education & Training	450.00
100 2650.531600.00	Small Equipment	3,306.14
100 3200.512100.00	Group Insurance	69,318.56
100 3200.521200.00	Prof Svcs	1,969.00
100 3200.521300.00	Technical Svcs	164.77
100 3200.522200.00	Repairs & Maintenance	626.23
100 3200.522200.01	Repairs & Maintenance-Software	55,411.47
100 3200.522300.00	Rentals	608.00
100 3200.523200.00	Communications	7,518.29
100 3200.523400.00	Printing & Binding	1,335.50
100 3200.523600.00	Dues & Fees	1,080.00
100 3200.531100.04	Supplies - Operating	28.50
100 3200.531270.00	Gasoline	21,385.00
100 4100.512100.00	Group Insurance	2,000.73
100 4100.521200.00	Prof Svcs	100.40
100 4100.523200.00	Communications	128.30
100 4100.531230.00	Electricity	36,988.74
100 4200.522200.01	R&M-Storm Damage Removal	4,090.82
100 4200.522200.02	R&M - Street Maintenance	35,906.60
100 4200.522200.05	R&M - Right of Way Maint	1,666.66
100 4200.531100.00	Supplies	4,984.03
100 6200.522200.06	R&M-Parks	52,395.19
100 6200.523200.00	Communications	41.30
100 6200.531100.00	Supplies	1,577.38
100 6200.531230.00	Utilities	12,930.75
100 7000.521100.01	Official/Admin Svcs	132,250.00
100 7000.521300.00	Technical Svcs	4,749.75
100 7000.523200.00	Communications	431.82
100 7000.531100.00	Supplies	268.50
100 7500.521200.00	Professional Services	2,500.00
100 7500.523300.00	Advertising	7,300.00
100 7500.523600.00	Dues & Fees	300.00
	*** FUND TOTAL ***	1,012,037.56
215 3800.523200.00	Communications	8,971.35
215 3800.571000.00	Intergovernmental-E911	179,166.66
	*** FUND TOTAL ***	188,138.01

VENDOR SET: 01 City of Dunwoody, GA
 BANK: 03 Suntrust Disbursement Acc
 DATE RANGE: 5/01/2014 THRU 5/31/2014

** G/L ACCOUNT TOTALS **

G/L ACCOUNT	NAME	AMOUNT
250 4001.541400.09	TE09-Federal	99,723.44
250 4002.522200.12	Repairs & Maintenance - PTOP	143,454.68
	*** FUND TOTAL ***	243,178.12
350 1535.522200.00	Repairs and Maintenance	918.23
350 1565.541300.00	Buildings	118,321.30
350 3200.542000.00	Machinery & Equipment	20,823.00
350 4200.531100.00	Supplies	1,315.00
350 4200.541400.00	Infrastructure	42,794.31
350 6200.541100.00	Sites	1,380.00
350 6200.541200.00	Site improvements	152,812.97
350 6200.541400.00	Infrastructure	129,157.77
	*** FUND TOTAL ***	467,522.58
560 4320.522200.00	Repairs & Maintenance	32,154.18
560 4320.531100.00	Supplies	7,299.49
	*** FUND TOTAL ***	39,453.67
960 6200.541200.00	Site improvements	2,202.30
	*** FUND TOTAL ***	2,202.30

VENDOR SET: 01	BANK: 03	TOTALS:	NO	INVOICE AMOUNT	DISCOUNTS	CHECK AMOUNT
			165	1,952,532.24	0.00	1,952,532.24
BANK: 03	TOTALS:		165	1,952,532.24	0.00	1,952,532.24

VENDOR SET: 01 City of Dunwoody, GA
 BANK: 05 Suntrust Municipal Court
 DATE RANGE: 5/01/2014 THRU 5/31/2014

VENDOR I.D.	NAME	STATUS	CHECK DATE	AMOUNT	DISCOUNT	CHECK NO	CHECK STATUS	CHECK AMOUNT
000115	DeKalb County Jail							
I-March 2014	DeKalb County Jail	R	5/02/2014			202675		
745 0000.121800.00	Due to State Agencies	DeKalb County Jail		1.43				1.43
000116	DeKalb County Finance Dept.							
I-March 2014	DeKalb County Finance Dept.	R	5/02/2014			202676		
745 0000.121800.00	Due to State Agencies	DeKalb County Financ		6,489.22				6,489.22
000118	Peace Officers'							
I-Mar 2014	Peace Officers'	R	5/02/2014			202677		
745 0000.121800.00	Due to State Agencies	Peace Officers'		6,858.53				6,858.53
000146	GSCCCA							
I-March 2014	GSCCCA	R	5/02/2014			202678		
745 0000.121800.00	Due to State Agencies	GSCCCA		28,682.02				28,682.02
000278	DeKalb State Court							
I-D00027786-88	DeKalb State Court	R	5/02/2014			202679		
745 0000.121500.01	Jail Bonds Payable	DeKalb State Court		1,480.00				1,480.00
000278	DeKalb State Court							
I-D00029156-59	DeKalb State Court	R	5/02/2014			202680		
745 0000.121500.01	Jail Bonds Payable	DeKalb State Court		2,400.00				2,400.00
000278	DeKalb State Court							
I-D00031259-61	DeKalb State Court	R	5/02/2014			202681		
745 0000.121500.01	Jail Bonds Payable	DeKalb State Court		1,308.00				1,308.00
000278	DeKalb State Court							
I-D00032499-500	DeKalb State Court	R	5/02/2014			202682		
745 0000.121500.01	Jail Bonds Payable	DeKalb State Court		1,730.00				1,730.00
000278	DeKalb State Court							
I-D00032798	DeKalb State Court	R	5/02/2014			202683		
745 0000.121500.01	Jail Bonds Payable	DeKalb State Court		350.00				350.00
000278	DeKalb State Court							
I-D00034130	DeKalb State Court	R	5/02/2014			202684		
745 0000.121500.01	Jail Bonds Payable	DeKalb State Court		400.00				400.00
000278	DeKalb State Court							
I-D0003427	DeKalb State Court	R	5/02/2014			202685		
745 0000.121500.01	Jail Bonds Payable	DeKalb State Court		1,460.00				1,460.00

VENDOR SET: 01 City of Dunwoody, GA
 BANK: 05 Suntrust Municipal Court
 DATE RANGE: 5/01/2014 THRU 5/31/2014

VENDOR I.D.	NAME	STATUS	CHECK DATE	AMOUNT	DISCOUNT	CHECK NO	CHECK STATUS	CHECK AMOUNT
000278	DeKalb State Court							
I-D00034289	DeKalb State Court	R	5/02/2014			202686		
745 0000.121500.01	Jail Bonds Payable	DeKalb State Court		350.00				350.00
001062	DeKalb Co Drug Abuse Treatment							
I-March 2014	DeKalb Co Drug Abuse Treatment	R	5/02/2014			202687		
745 0000.121800.00	Due to State Agencies	DeKalb Co Drug Abuse		1,721.38				1,721.38
1	BERRY, HEATHER L							
I-000201404252447	BERRY, HEATHER L:	R	5/02/2014			202688		
745 0000.121500.01	Jail Bonds Payable	Bond Refund:D0003038		250.00				250.00
1	VELAZQUEZ, MELISSA A							
I-000201404252448	VELAZQUEZ, MELISSA A:	R	5/02/2014			202689		
745 0000.121500.01	Jail Bonds Payable	Bond Refund:D0003038		250.00				250.00
1	WATSON, STEPHEN R							
I-000201404252449	WATSON, STEPHEN R:	R	5/02/2014			202690		
745 0000.121500.01	Jail Bonds Payable	Bond Refund:D0003143		100.00				100.00
1	BARCOMB, JOSHUA M							
I-000201404252450	BARCOMB, JOSHUA M:	R	5/02/2014			202691		
745 0000.121500.01	Jail Bonds Payable	Bond Refund:D0003229		55.00				
745 0000.121500.01	Jail Bonds Payable	Bond Refund:D0003229		730.00				
745 0000.121500.01	Jail Bonds Payable	Bond Refund:D0003229		730.00CR				
745 0000.121500.01	Jail Bonds Payable	Bond Refund:D0003229		730.00				
745 0000.121500.01	Jail Bonds Payable	Bond Refund:D0003229		1,601.00				
745 0000.121500.01	Jail Bonds Payable	Bond Refund:D0003229		580.00				
745 0000.121500.01	Jail Bonds Payable	Bond Refund:D0003229		580.00CR				
745 0000.121500.01	Jail Bonds Payable	Bond Refund:D0003229		580.00				2,966.00
1	HERNANDEZ-MARTINEZ, JOSE							
I-000201404252451	HERNANDEZ-MARTINEZ, JOSE:	R	5/02/2014			202692		
745 0000.121500.01	Jail Bonds Payable	Bond Refund:D0002879		550.00				550.00
1	JUSCENKO, ANASTASIAS							
I-000201404252452	JUSCENKO, ANASTASIAS:	R	5/02/2014			202693		
745 0000.121500.01	Jail Bonds Payable	Bond Refund:D0003233		350.00				350.00
1	SADEGH AGHDAM, MEHRNOUSH							
I-000201404252453	SADEGH AGHDAM, MEHRNOUSH:	R	5/02/2014			202694		
745 0000.121500.01	Jail Bonds Payable	Bond Refund:D0003267		350.00				350.00

VENDOR SET: 01 City of Dunwoody, GA
 BANK: 05 Suntrust Municipal Court
 DATE RANGE: 5/01/2014 THRU 5/31/2014

VENDOR I.D.	NAME	STATUS	CHECK DATE	AMOUNT	DISCOUNT	CHECK NO	CHECK STATUS	CHECK AMOUNT
1	POLLARD, JASON E							
I-000201404252454	POLLARD, JASON E:	R	5/02/2014			202695		
745 0000.121500.01	Jail Bonds Payable	Bond Refund:D0003278		655.00				655.00
1	HUNSICKER, DAWN MICHELLE							
I-000201404252455	HUNSICKER, DAWN MICHELLE:	R	5/02/2014			202696		
745 0000.121500.01	Jail Bonds Payable	Bond Refund:D0003393		350.00				350.00
1	SMITH, ROBERT EDWARD							
I-000201404252456	SMITH, ROBERT EDWARD:	R	5/02/2014			202697		
745 0000.121500.01	Jail Bonds Payable	Bond Refund:D0003394		200.00				
745 0000.121500.01	Jail Bonds Payable	Bond Refund:D0003394		730.00				930.00
1	DE SOUZA, DEIVIN J							
I-000201404252457	DE SOUZA, DEIVIN J:	R	5/02/2014			202698		
745 0000.121500.01	Jail Bonds Payable	Bond Refund:D0003404		150.00				
745 0000.121500.01	Jail Bonds Payable	Bond Refund:D0003404		730.00				880.00
1	SMOTHERS, CECILY SIMONE							
I-000201404252458	SMOTHERS, CECILY SIMONE:	R	5/02/2014			202699		
745 0000.121500.01	Jail Bonds Payable	Bond Refund:D0003407		4.00				4.00
1	MARTINEZ, ZURIEL F							
I-000201404252459	MARTINEZ, ZURIEL F:	R	5/02/2014			202700		
745 0000.121500.01	Jail Bonds Payable	Bond Refund:D0003411		500.00				500.00
1	HOOPER, CAROL DIANE							
I-000201404252460	HOOPER, CAROL DIANE:	R	5/02/2014			202701		
745 0000.121500.01	Jail Bonds Payable	Bond Refund:D0003429		350.00				350.00
000278	DeKalb State Court							
I-D00031948	DeKalb State Court	R	5/16/2014			202702		
745 0000.121500.01	Jail Bonds Payable	DeKalb State Court		350.00				350.00
000278	DeKalb State Court							
I-D00034520	DeKalb State Court	R	5/16/2014			202703		
745 0000.121500.01	Jail Bonds Payable	DeKalb State Court		400.00				400.00
1	SNYDER, LISA B							
I-000201405122461	SNYDER, LISA B:	R	5/16/2014			202704		
745 0000.121500.01	Jail Bonds Payable	Bond Refund:D0002913		350.00				350.00
1	GREEN, CHARLES HENRY							
I-000201405122462	GREEN, CHARLES HENRY:	R	5/16/2014			202705		
745 0000.121500.01	Jail Bonds Payable	Bond Refund:D0002896		200.00				
745 0000.121500.01	Jail Bonds Payable	Bond Refund:D0002896		650.00				850.00

VENDOR SET: 01 City of Dunwoody, GA
 BANK: 05 Suntrust Municipal Court
 DATE RANGE: 5/01/2014 THRU 5/31/2014

VENDOR I.D.	NAME	STATUS	CHECK DATE	AMOUNT	DISCOUNT	CHECK NO	CHECK STATUS	CHECK AMOUNT
1	TROMP, DANIEL A							
I-000201405122463	TROMP, DANIEL A:	R	5/16/2014			202706		
745 0000.121500.01	Jail Bonds Payable	Bond Refund:D0003026		250.00				250.00
1	ARELLANO OLVERA, JONATHAN							
I-000201405122464	ARELLANO OLVERA, JONATHAN:	R	5/16/2014			202707		
745 0000.121500.01	Jail Bonds Payable	Bond Refund:D0003129		730.00				
745 0000.121500.01	Jail Bonds Payable	Bond Refund:D0003129		178.00				908.00
1	TIRADOR LIGA, JONATHAN							
I-000201405122465	TIRADOR LIGA, JONATHAN:	R	5/16/2014			202708		
745 0000.121500.01	Jail Bonds Payable	Bond Refund:D0003161		730.00				730.00
1	SOUTHWELL, DIANNE							
I-000201405122466	SOUTHWELL, DIANNE:	R	5/16/2014			202709		
745 0000.121500.01	Jail Bonds Payable	Bond Refund:D0003165		350.00				350.00
1	HUTCHERSON, KIMBERLY							
I-000201405122467	HUTCHERSON, KIMBERLY:	R	5/16/2014			202710		
745 0000.121500.01	Jail Bonds Payable	Bond Refund:D0003211		350.00				350.00
1	HAWTHORNE, TERECELLE L							
I-000201405122468	HAWTHORNE, TERECELLE L:	R	5/16/2014			202711		
745 0000.121500.01	Jail Bonds Payable	Bond Refund:D0003286		350.00				350.00
1	EDEKI, OMON AYODELE							
I-000201405122469	EDEKI, OMON AYODELE:	R	5/16/2014			202712		
745 0000.121500.01	Jail Bonds Payable	Bond Refund:D0003317		350.00				350.00
1	GIRALDO, MARIA MELIDA							
I-000201405122470	GIRALDO, MARIA MELIDA:	R	5/16/2014			202713		
745 0000.121500.01	Jail Bonds Payable	Bond Refund:D0003352		128.00				128.00
1	MOHAMMED, AISHA							
I-000201405122471	MOHAMMED, AISHA:	R	5/16/2014			202714		
745 0000.121500.01	Jail Bonds Payable	Bond Refund:D0003376		350.00				350.00
1	LIU SIGUENZA, JOHNNY W							
I-000201405122472	LIU SIGUENZA, JOHNNY W:	R	5/16/2014			202715		
745 0000.121500.01	Jail Bonds Payable	Bond Refund:23126		350.00				350.00
1	BARANOV, DENYS							
I-000201405122473	BARANOV, DENYS:	R	5/16/2014			202716		
745 0000.121500.01	Jail Bonds Payable	Bond Refund:D0003361		350.00				350.00

VENDOR SET: 01 City of Dunwoody, GA
 BANK: 05 Suntrust Municipal Court
 DATE RANGE: 5/01/2014 THRU 5/31/2014

VENDOR I.D.	NAME	STATUS	CHECK DATE	AMOUNT	DISCOUNT	CHECK NO	CHECK STATUS	CHECK AMOUNT
1	VEHAR, DANIEL J							
I-000201405122474	VEHAR, DANIEL J:	R	5/16/2014			202717		
745 0000.121500.01	Jail Bonds Payable	Bond Refund:D0003446		200.00				200.00
1	PIRVAN, EUGEN							
I-000201405122475	PIRVAN, EUGEN:	R	5/16/2014			202718		
745 0000.121500.01	Jail Bonds Payable	Bond Refund:D0003450		350.00				350.00
1	HOSSEINZADEH-DOULKHA, KOUROSH							
I-000201405122476	HOSSEINZADEH-DOULKHA, KOUROSH:	R	5/16/2014			202719		
745 0000.121500.01	Jail Bonds Payable	Bond Refund:21035		350.00				350.00
1	TEDDLETON, WILLIAM HAROLD							
I-000201405122477	TEDDLETON, WILLIAM HAROLD:	R	5/16/2014			202720		
745 0000.121500.01	Jail Bonds Payable	Bond Refund:D0003464		250.00				
745 0000.121500.01	Jail Bonds Payable	Bond Refund:D0003464		250.00				500.00
1	BOSTIC, BRIELLE TASHEA							
I-000201405122478	BOSTIC, BRIELLE TASHEA:	R	5/16/2014			202721		
745 0000.121500.01	Jail Bonds Payable	Bond Refund:D0003465		350.00				
745 0000.121500.01	Jail Bonds Payable	Bond Refund:D0003465		250.00				
745 0000.121500.01	Jail Bonds Payable	Bond Refund:D0003465		130.00				730.00
1	BAKER, MARSHALL EUGENE-JAMES							
I-000201405122479	BAKER, MARSHALL EUGENE-JAMES:	R	5/16/2014			202722		
745 0000.121500.01	Jail Bonds Payable	Bond Refund:D0003461		350.00				350.00
1	TAVARES, NELSON							
I-000201405122480	TAVARES, NELSON:	R	5/16/2014			202723		
745 0000.121500.01	Jail Bonds Payable	Bond Refund:D0003466		350.00				350.00
000115	DeKalb County Jail							
I-April 2014	DeKalb County Jail	R	5/30/2014			202724		
745 0000.121800.00	Due to State Agencies	DeKalb County Jail		34.00				34.00
000116	DeKalb County Finance Dept.							
I-April 2014	DeKalb County Finance Dept.	R	5/30/2014			202725		
745 0000.121800.00	Due to State Agencies	DeKalb County Financ		7,055.11				7,055.11
000118	Peace Officers'							
I-Apr 2014	Peace Officers'	R	5/30/2014			202726		
745 0000.121800.00	Due to State Agencies	Peace Officers'		7,449.48				7,449.48

VENDOR SET: 01 City of Dunwoody, GA
 BANK: 05 Suntrust Municipal Court
 DATE RANGE: 5/01/2014 THRU 5/31/2014

VENDOR I.D.	NAME	STATUS	CHECK DATE	AMOUNT	DISCOUNT	CHECK NO	CHECK STATUS	CHECK AMOUNT
000146	GSCCCA							
I-April 2014	GSCCCA	R	5/30/2014			202727		
745 0000.121800.00	Due to State Agencies	GSCCCA		31,355.17				31,355.17
000278	DeKalb State Court							
I-D00031945-46	DeKalb State Court	R	5/30/2014			202728		
745 0000.121500.01	Jail Bonds Payable	DeKalb State Court		908.00				908.00
000278	DeKalb State Court							
I-D00032455-56	DeKalb State Court	R	5/30/2014			202729		
745 0000.121500.01	Jail Bonds Payable	DeKalb State Court		1,100.00				1,100.00
000278	DeKalb State Court							
I-D00033723	DeKalb State Court	R	5/30/2014			202730		
745 0000.121500.01	Jail Bonds Payable	DeKalb State Court		350.00				350.00
000278	DeKalb State Court							
I-D00033791	DeKalb State Court	R	5/30/2014			202731		
745 0000.121500.01	Jail Bonds Payable	DeKalb State Court		350.00				350.00
000278	DeKalb State Court							
I-D00034932	DeKalb State Court	R	5/30/2014			202732		
745 0000.121500.01	Jail Bonds Payable	DeKalb State Court		350.00				350.00
000278	DeKalb State Court							
I-D00034970-71	DeKalb State Court	R	5/30/2014			202733		
745 0000.121500.01	Jail Bonds Payable	DeKalb State Court		880.00				880.00
000278	DeKalb State Court							
I-Kristen Diskin	DeKalb State Court	R	5/30/2014			202734		
745 0000.121500.01	Jail Bonds Payable	DeKalb State Court		1,100.00				1,100.00
001062	DeKalb Co Drug Abuse Treatment							
I-April 2014	DeKalb Co Drug Abuse Treatment	R	5/30/2014			202735		
745 0000.121800.00	Due to State Agencies	DeKalb Co Drug Abuse		2,604.62				2,604.62
1	FARMER, MICHAEL ANTHONY							
I-000201405272482	FARMER, MICHAEL ANTHONY:	R	5/30/2014			202736		
745 0000.121500.01	Jail Bonds Payable	Bond Refund:D0003495		350.00				350.00
1	NICOLAS, JEANNETTE							
I-000201405272483	NICOLAS, JEANNETTE:	R	5/30/2014			202737		
745 0000.121500.01	Jail Bonds Payable	Bond Refund:D0003241		350.00				350.00

VENDOR SET: 01 City of Dunwoody, GA
 BANK: 05 Suntrust Municipal Court
 DATE RANGE: 5/01/2014 THRU 5/31/2014

VENDOR I.D.	NAME	STATUS	CHECK DATE	AMOUNT	DISCOUNT	CHECK NO	CHECK STATUS	CHECK AMOUNT
1	WADDELL, OPIE LEE							
I-000201405272484	WADDELL, OPIE LEE:	R	5/30/2014			202738		
745 0000.121500.01	Jail Bonds Payable	Bond Refund:18634		500.00				500.00
1	RHYNES, LAPORCHE KEYSHA							
I-000201405272485	RHYNES, LAPORCHE KEYSHA:	R	5/30/2014			202739		
745 0000.121500.01	Jail Bonds Payable	Bond Refund:D0003472		400.00				400.00
1	RYAN, SVETLANA YURIEVNA							
I-000201405272486	RYAN, SVETLANA YURIEVNA:	R	5/30/2014			202740		
745 0000.121500.01	Jail Bonds Payable	Bond Refund:D0003491		350.00				350.00
1	SMITH, MICHAEL G							
I-000201405272487	SMITH, MICHAEL G:	R	5/30/2014			202741		
745 0000.121500.01	Jail Bonds Payable	Bond Refund:D0003498		350.00				350.00
1	MELTON, KRISTINA GALE							
I-000201405272488	MELTON, KRISTINA GALE:	R	5/30/2014			202742		
745 0000.121500.01	Jail Bonds Payable	Bond Refund:D0003506		350.00				350.00
1	DAWKINS, ALTON							
I-000201405272489	DAWKINS, ALTON:	R	5/30/2014			202743		
745 0000.121500.01	Jail Bonds Payable	Bond Refund:D0003510		350.00				350.00
1	SKOWRONEK, PETER T							
I-000201405292490	SKOWRONEK, PETER T:	R	5/30/2014			202744		
745 0000.121500.01	Jail Bonds Payable	Bond Refund:D0003346		730.00				730.00

* * T O T A L S * *

	NO	INVOICE AMOUNT	DISCOUNTS	CHECK AMOUNT
REGULAR CHECKS:	70	128,227.96	0.00	128,227.96
HAND CHECKS:	0	0.00	0.00	0.00
DRAFTS:	0	0.00	0.00	0.00
EFT:	0	0.00	0.00	0.00
NON CHECKS:	0	0.00	0.00	0.00
VOID CHECKS:	0	VOID DEBITS 0.00		
		VOID CREDITS 0.00	0.00	0.00

TOTAL ERRORS: 0

VENDOR SET: 01 City of Dunwoody, GA
BANK: 05 Suntrust Municipal Court
DATE RANGE: 5/01/2014 THRU 5/31/2014

** G/L ACCOUNT TOTALS **

G/L ACCOUNT	NAME	AMOUNT
745 0000.121500.01	Jail Bonds Payable	35,977.00
745 0000.121800.00	Due to State Agencies	92,250.96
*** FUND TOTAL ***		128,227.96

VENDOR SET:	BANK:	TOTALS:	NO	INVOICE AMOUNT	DISCOUNTS	CHECK AMOUNT
01	05		70	128,227.96	0.00	128,227.96
	05		70	128,227.96	0.00	128,227.96