

MEMORANDUM

To: Mayor and City Council
From: Chris Pike, Finance Director
Date: August 11, 2014
Subject: **YTD Financial Report for June, 2014**

Following are the financial highlights through June 20, 2014. Most revenues and expenses are progressing as expected with especially positive numbers in building permits and hotel taxes. Occupation taxes (aka business licenses) are also ahead of budget and last year; a sign of a strengthening local economy. Resource line item "Use of Prior Year Reserves" is at its annual budget level as we paid \$1,000,000 down on the variable rate loan. It's interesting to note that court fines are just slightly off schedule considering the multiple storms and canceled court dates earlier this year.

Expenses are as expected. The budget overage in Community Development is due entirely to the increased building permit revenues. Later in the year, a budget amendment will be presented to capture some incomplete 2013 projects that continue into this year as well as a few adjustments that are needed for the current year such as this. Despite salaries being lower in Police due to some vacancies, the overtime remained low resulting in savings on both lines. Public Works is currently below budget but increased spending during the warmer months is expected.

Please take note of the new Capital Projects report first seen last month. Within the report, you'll see surplus funds from past projects that could be reallocated at a later date through the budget process starting in less than a month.

As Finance Director, I have reviewed this report. I am not aware of any material untrue statements or material omission; nor do I consider anything misleading. The financial statements and related information fairly present the financial condition and the results in all material respects. Management is responsible for internal controls and periodically evaluates these internal controls. No deficiencies in internal controls were discovered.

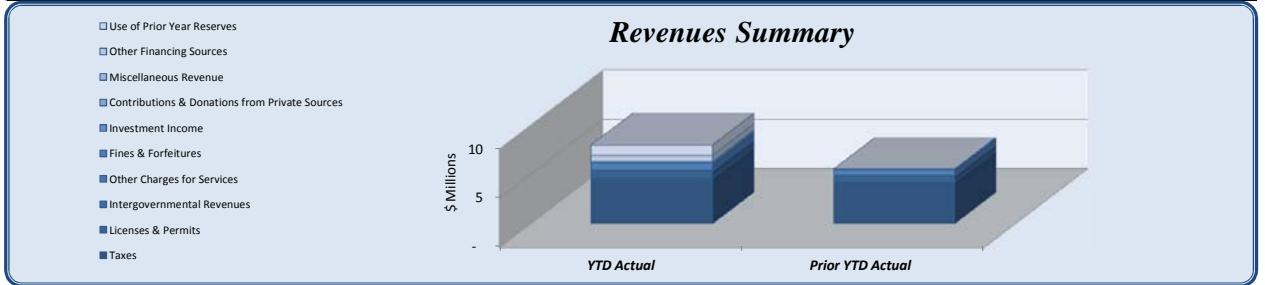
Michael G. Davis Mayor

Denis Shortal City Council Post 1
Jim Riticher City Council Post 2
Doug R. Thompson City Council Post 3

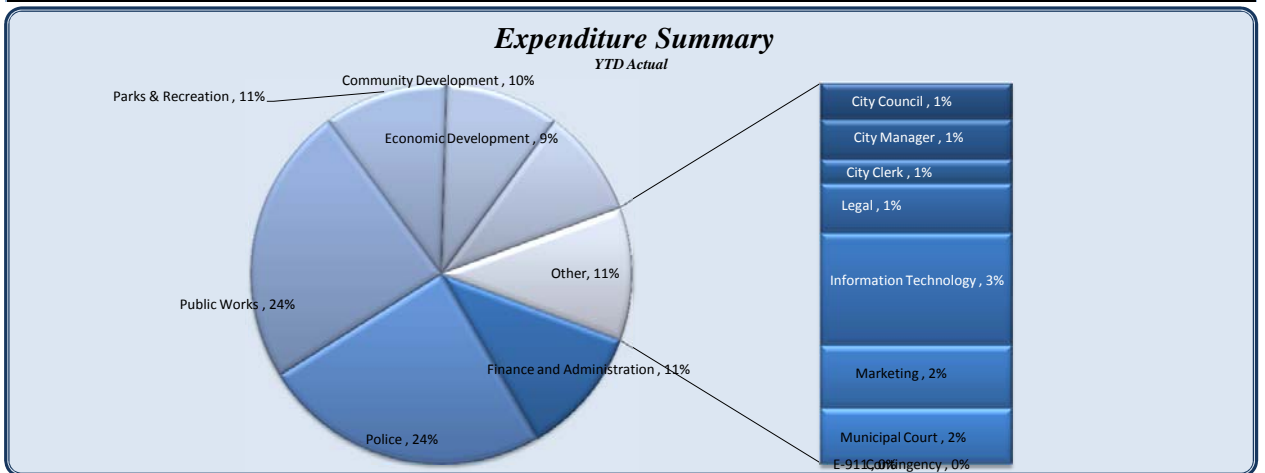
Terry Nall City Council Post 4
Lynn Deutsch City Council Post 5
John Heneghan City Council Post 6

City of Dunwoody
YTD Statement of Revenues and
Expenses Through June 30, 2014

Revenues & Resources	Total Annual	YTD Budget	YTD Actual	YTD Variance		Prior YTD Actual	Flux
	Budget			(\$ '000)			
				(% of YTD Budget)	(Diff from Prior Year)		
Taxes	20,198,000	4,306,500	4,630,636	324	108%	4,266,279	364,356
Licenses & Permits	875,000	257,500	743,072	486	289%	606,271	136,801
Intergovernmental Revenues	-	-	3,000	3		-	3,000
Other Charges for Services	408,000	30,500	66,188	36	217%	42,851	23,338
Fines & Forfeitures	1,510,000	750,000	748,019	(2)	100%	582,526	165,493
Investment Income	10,000	2,502	3,228	1	129%	7,659	(4,431)
Contributions & Donations from Private Sources	5,000	2,500	5,800	3	232%	6,000	(200)
Miscellaneous Revenue	213,000	86,800	127,980	41	147%	52,068	75,912
Other Financing Sources	1,150,000	650,000	650,000	-	100%	350	649,650
Use of Prior Year Reserves	1,038,676	1,038,676	1,038,676	0	100%	-	1,038,676
Total Revenues & Resources	25,407,676	7,124,978	8,016,599	892	113%	5,564,004	2,452,595



Expenditures	Total Annual	YTD Budget	YTD Actual	Variance		Prior YTD Actual	Flux
	Budget			(\$ '000)			
				(% of YTD Budget)	(Diff from Prior Year)		
City Council	225,544	134,350	131,700	3	98%	117,406	(14,294)
City Manager	350,908	174,857	145,088	30	83%	171,160	26,072
City Clerk	170,742	95,810	87,375	8	91%	131,483	44,108
Legal	385,000	222,450	180,389	42	81%	194,540	14,151
Finance and Administration	2,789,724	1,471,244	1,349,248	122	92%	1,596,120	246,872
Information Technology	729,669	416,314	408,628	8	98%	349,633	(58,995)
Marketing	454,932	241,568	228,028	14	94%	203,022	(25,006)
Municipal Court	504,503	253,575	202,447	51	80%	191,356	(11,091)
Police	6,446,249	3,384,449	3,001,585	383	89%	3,575,695	574,110
E-911	251,655	125,828	-	126	0%	80,797	80,797
Public Works	6,235,646	3,125,718	2,925,556	200	94%	2,339,352	(586,204)
Parks & Recreation	2,685,633	1,366,742	1,295,735	71	95%	2,062,936	767,201
Community Development	2,068,802	1,036,051	1,188,713	(153)	115%	1,158,531	(30,181)
Economic Development	1,283,668	1,142,739	1,133,923	9	99%	168,601	(965,322)
Contingency	400,000	200,000	-	200	0%	-	-
Total Expenditures	24,982,675	13,391,693	12,278,414	1,113	92%	12,340,634	62,219



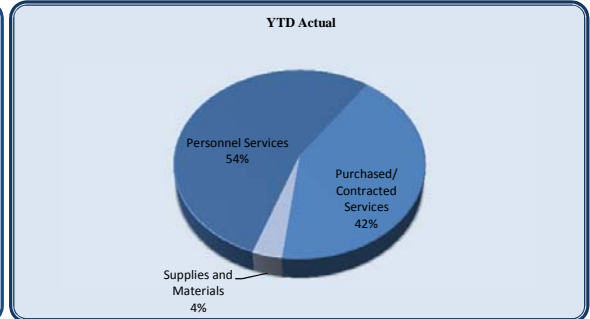
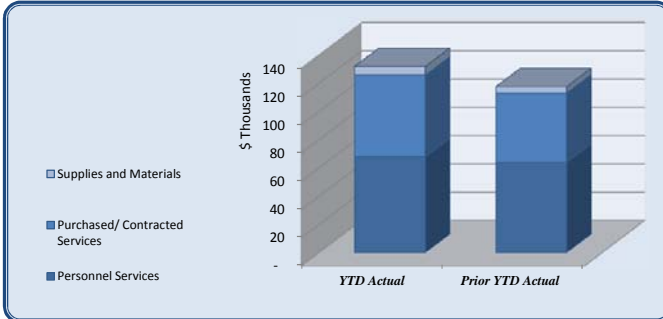
Total Revenues over/(under) Expenditures	425,001	(6,266,715)	(4,261,815)	2,004,900		(6,776,630)	2,514,814
---	----------------	--------------------	--------------------	------------------	--	--------------------	------------------

City of Dunwoody
YTD Statement of Revenues and
Expenses Through June 30, 2014

Revenues	Total Annual Budget	YTD Budget	YTD Actual	Variance		Prior YTD Actual	Flux (Diff from Prior Year)
				(\$ '000)	(% of YTD Budget)		
Real Property Tax	4,900,000	-	66,536	67		57,935	8,601
Personal Property Tax	360,000	-	13,157	13		5,108	8,049
Motor Vehicle	630,000	315,000	322,356	7	102%	240,769	(81,587)
Intangibles (Reg & Recording)	60,000	30,000	53,348	23	178%	23,234	30,114
Franchise Fees	3,250,000	460,000	454,387	(6)	99%	447,573	6,814
Homestead Option Sales Tax	4,000,000	-	-	-		-	-
Hotel/Motel Tax	1,260,000	630,000	730,821	101	116%	596,457	134,363
Alcoholic Beverage Excise Tax	560,000	280,000	319,752	40	114%	309,087	10,665
MVR Excise Tax	98,000	49,000	55,132	6	113%	51,158	3,974
Excise Tax on Energy	-	-	18,636	19		-	18,636
Business & Occupation Tax	2,600,000	2,425,000	2,472,920	48	102%	2,413,487	59,433
Insurance Premium Tax	2,350,000	-	-	-		-	-
Financial Institutions Tax	105,000	105,000	113,441	8	108%	109,743	3,698
Penalties & int on delinq tax	5,000	2,500	2,856	0	114%	5,510	(2,654)
Pen & Int on delinq taxes-Business	20,000	10,000	7,295	(3)	73%	6,217	1,077
Taxes	20,198,000	4,306,500	4,630,636	324	108%	4,266,279	364,356
Alcoholic Beverage Licenses	360,000	-	30,360	30		18,858	11,501
Other Licenses and Permits	-	-	1,165	1		1,235	(70)
Planning & Zoning Fees	15,000	7,500	18,540	11	247%	12,930	5,610
Bldg Structures & Equipment	500,000	250,000	659,208	409	264%	551,495	107,713
Soil Erosion	-	-	-	-		21,753	(21,753)
Plan Review-Fire	-	-	33,800	34		-	33,800
Licenses & Permits	875,000	257,500	743,072	486	289%	606,271	136,801
Local Government Grants	-	-	3,000	3		-	3,000
Intergovernmental Revenues	-	-	3,000	3		-	3,000
Election Qualifying Fees	-	-	-	-		-	-
Sale of maps and publications	-	-	280	0		250	30
Special Police Services	10,000	4,998	7,540	3	151%	8,950	(1,410)
Fingerprinting Fee	5,000	2,502	4,520	2	181%	3,554	967
Public Safety-Other	36,000	18,000	40,404	22	224%	16,197	24,207
Special Assessments	20,000	-	38	0		113	(75)
Streetlight Fees	327,000	-	5,526	6		1,762	3,763
Recreation Program Fees	-	-	240	0		1,161	(921)
Pavilion Rentals	10,000	5,000	7,550	3	151%	10,600	(3,050)
NSF Fees	-	-	90	0		264	(174)
Other Charges for Services	408,000	30,500	66,188	36	217%	42,851	23,338
Municipal Court Fines & Forfeitures	1,500,000	750,000	748,019	(2)	100%	582,703	165,316
Cash Confiscation	10,000	-	-	-		(177)	177
Fines & Forfeitures	1,510,000	750,000	748,019	(2)	100%	582,526	165,493
Interest Revenue	10,000	2,502	3,228	1	129%	7,659	(4,431)
Investment Income	10,000	2,502	3,228	1	129%	7,659	(4,431)
Contr & Don From Priv Sources	-	-	-	-		-	-
Explorer Donations	5,000	2,500	5,800	3	232%	2,500	3,300
Donations	-	-	-	-		3,500	(3,500)
Contributions & Donations from Private Sources	5,000	2,500	5,800	3	232%	6,000	(200)
Rents & Royalties	198,000	79,300	93,971	15	119%	29,678	(64,293)
Reimb for damaged property	-	-	33,178	33		22,070	11,108
Other Charges For Services	15,000	7,500	80	(7)	1%	320	(239)
Miscellaneous Revenue	-	-	750	1		-	750
Miscellaneous Revenue	213,000	86,800	127,980	41	147%	52,068	75,912
Proceeds from sale of property	1,150,000	650,000	650,000	-	100%	350	649,650
Other Financing Sources	1,150,000	650,000	650,000	-	100%	350	649,650
Residual Equity Transfer	1,038,676	1,038,676	1,038,676	0	100%	-	1,038,676
Total Revenues	25,407,676	7,124,978	8,016,599	892	113%	5,564,004	2,452,595

City of Dunwoody
YTD Statement of Revenues and
Expenses Through June 30, 2014

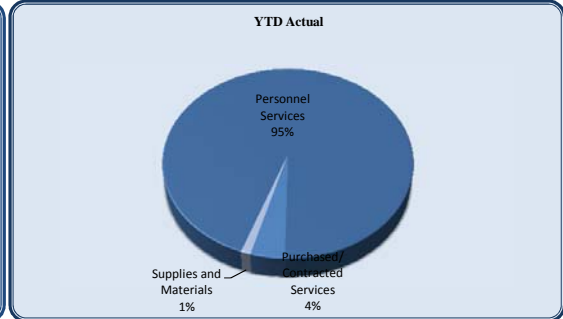
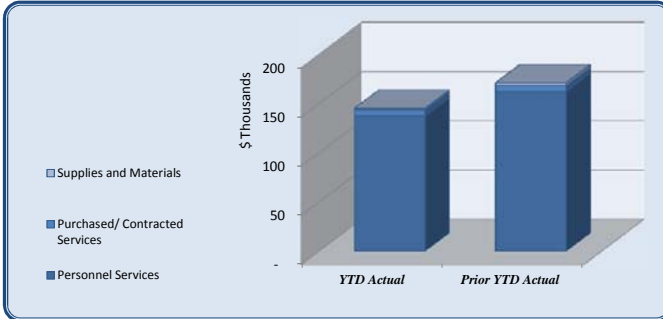
City Council	Total Annual	YTD Budget	YTD Actual	Variance	Prior YTD Actual	Flux
	Budget					
				(\$ '000)		
Personnel Services	135,694	67,847	67,836	0	100%	63,893 (3,942)
Purchased/ Contracted Services	76,650	59,313	57,744	2	97%	49,085 (8,660)
Supplies and Materials	13,200	7,190	6,119	1	85%	4,428 (1,692)
Total City Council	225,544	134,350	131,700	3	98%	117,406 (14,294)



City Council	Total Annual	YTD Budget	YTD Actual	Variance	Prior YTD Actual	Flux
	Budget					
				(\$ '000)		
Regular Salaries	88,000	44,000	44,066	(66)	100%	44,000 (66)
Group Insurance	40,962	20,481	20,637	(156)	101%	16,764 (3,873)
Social Security	5,456	2,728	2,539	189	93%	2,536 (3)
Medicare	1,276	638	594	44	93%	593 (1)
Unemployment Insurance	-	-	-	-	-	-
Personnel Services	135,694	67,847	67,836	0	100%	63,893 (3,942)
Professional Services	3,000	2,050	1,868	1,132	91%	1,235 (633)
Technical Services	1,000	500	-	500	0%	10 (10)
Property/Liability Insurance	40,000	40,000	48,014	(8,014)	120%	32,742 (15,272)
Communications	6,500	3,250	514	2,736	16%	641 (127)
Printing & Binding	4,800	2,400	-	2,400	0%	462 (462)
Travel	10,300	5,150	2,481	2,669	48%	5,075 (2,594)
Dues & Fees	4,000	2,000	1,563	437	78%	1,255 (308)
Education & Training	7,050	3,963	3,305	3,645	83%	7,665 (4,360)
Purchased/ Contracted Services	76,650	59,313	57,744	2	97%	49,085 (8,660)
Supplies	4,000	2,000	2,519	(519)	126%	1,523 (996)
Food	4,500	2,500	1,777	2,723	71%	1,909 (132)
Books & Periodicals	700	350	220	480	63%	116 (104)
Small Equipment	4,000	2,340	1,604	2,396	69%	880 (724)
Supplies and Materials	13,200	7,190	6,119	1	85%	4,428 (1,692)
Total City Council	225,544	134,350	131,700	3	98%	117,406 (14,294)

City of Dunwoody
YTD Statement of Revenues and
Expenses Through June 30, 2014

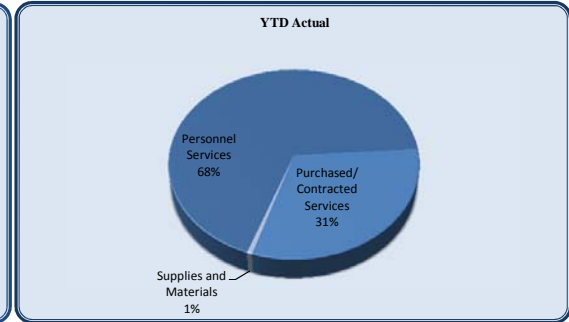
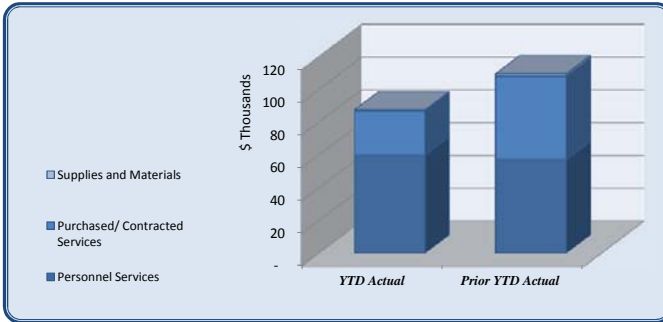
City Manager	Total Annual	YTD Budget	YTD Actual	Variance (\$ '000)	Prior YTD Actual (% of YTD Budget)	Flux (Diff from Prior Year)
	Budget					
Personnel Services	327,766	162,573	137,541	25	85%	24,976
Purchased/ Contracted Services	18,685	9,693	5,877	4	61%	(176)
Supplies and Materials	4,457	2,592	1,669	1	64%	1,273
Total City Manager	350,908	174,857	145,088	30	83%	26,072



City Manager	Total Annual	YTD Budget	YTD Actual	Variance (\$ '000)	Prior YTD Actual (% of YTD Budget)	Flux (Diff from Prior Year)
	Budget					
Regular Salaries	253,758	125,419	110,401	15	88%	10,020
Group Insurance	28,919	14,460	10,827	4	75%	9,966
Medicare	3,680	1,840	1,528	0	83%	343
Retirement	41,109	20,555	14,527	6	71%	4,905
Workers' Compensation	300	300	258	0	86%	(258)
Personnel Services	327,766	162,573	137,541	25	85%	24,976
Communications	3,110	1,555	1,148	0	74%	(355)
Printing & Binding	1,000	850	788	0	93%	(578)
Travel	5,900	2,950	1,667	1	57%	(604)
Dues & Fees	2,875	1,438	325	1	23%	1,525
Education & Training	5,800	2,900	1,949	1	67%	(164)
Purchased/ Contracted Services	18,685	9,693	5,877	4	61%	(176)
Supplies	2,062	1,061	633	0	60%	891
Food	1,500	820	477	0	58%	136
Books & Periodicals	320	256	245	0	96%	(225)
Small Equipment	575	456	314	0	69%	471
Supplies and Materials	4,457	2,592	1,669	1	64%	1,273
Total City Manager	350,908	174,857	145,088	30	83%	26,072

City of Dunwoody
YTD Statement of Revenues and
Expenses Through June 30, 2014

<i>City Clerk</i>	Total Annual Budget	YTD Budget	YTD Actual	Variance (\$ '000)	(% of YTD Budget)	Prior YTD Actual	Flux (Diff from Prior Year)
Personnel Services	121,631	60,474	59,712	1	99%	56,986	(2,725)
Purchased/ Contracted Services	44,430	32,995	27,129	6	82%	51,096	23,967
Supplies and Materials	4,681	2,341	535	2	23%	1,401	866
Transfers Out	-	-	-	-	-	22,000	22,000
Total City Clerk	170,742	95,810	87,375	8	91%	131,483	44,108



<i>City Clerk</i>	Total Annual Budget	YTD Budget	YTD Actual	Variance (\$ '000)	(% of YTD Budget)	Prior YTD Actual	Flux (Diff from Prior Year)
Salaries	90,896	44,882	44,794	0	100%	43,071	(1,723)
Group Insurance	14,894	7,447	6,712	1	90%	6,251	(461)
Medicare	1,289	645	659	(0)	102%	681	22
Retirement	14,402	7,351	7,368	(0)	100%	6,983	(384)
Workers' Compensation	150	150	179	(0)	119%	-	(179)
Personnel Services	121,631	60,474	59,712	1	99%	56,986	(2,725)

Professional Services	8,000	4,000	1,615	2	40%	2,399	784
Technical Services	2,750	1,375	400	1	29%	29,103	28,703
Repairs and Maintenance	22,700	20,970	20,556	0	98%	16,202	(4,354)
Communications	1,980	990	521	0	53%	595	74
Advertising	1,000	500	-	1	0%	216	216
Printing & Binding	500	250	-	0	0%	-	-
Travel	3,750	3,035	3,118	(0)	103%	1,207	(1,911)
Dues & Fees	265	133	319	(0)	241%	-	(319)
Education & Training	3,485	1,743	600	1	34%	1,375	775
Purchased/ Contracted Services	44,430	32,995	27,129	6	82%	51,096	23,967

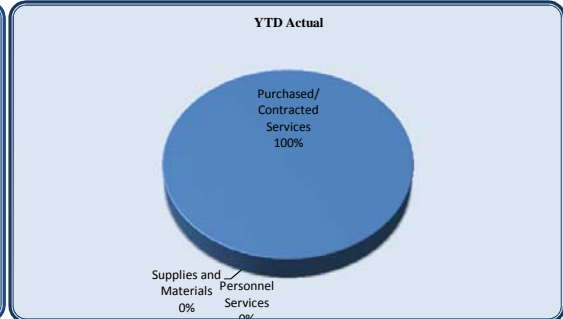
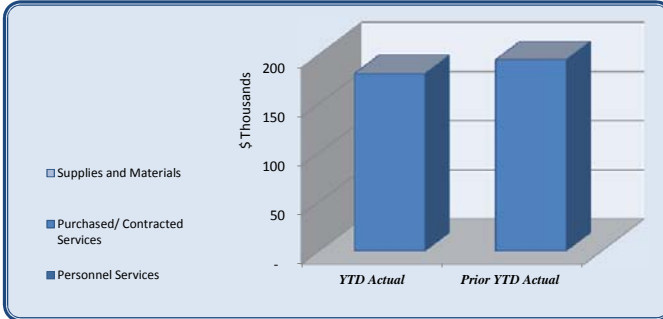
Supplies	1,881	941	535	0	57%	565	30
Food	400	200	-	0	0%	52	52
Books & Periodicals	400	200	-	0	0%	-	-
Small Equipment	2,000	1,000	-	1	0%	785	785
Supplies and Materials	4,681	2,341	535	2	23%	1,401	866

Transfers to Debt Service Fund	-	-	-	-	-	22,000	22,000
Transfers Out	-	-	-	-	-	22,000	22,000

Total City Clerk	170,742	95,810	87,375	8	91%	131,483	44,108
-------------------------	----------------	---------------	---------------	----------	------------	----------------	---------------

City of Dunwoody
YTD Statement of Revenues and
Expenses Through June 30, 2014

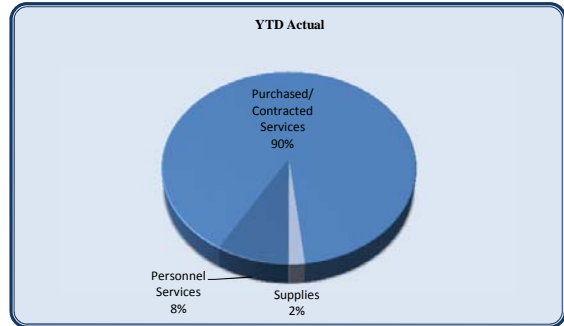
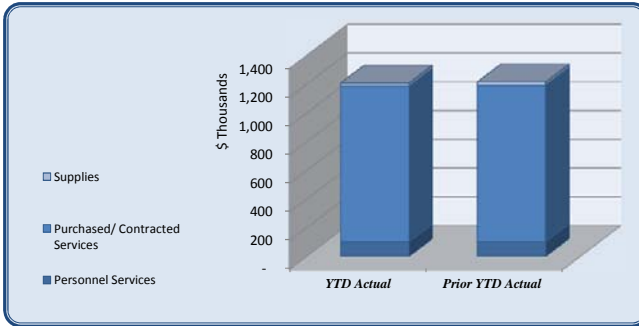
<i>Legal</i>	Total Annual			Variance	Prior YTD Actual	Flux
	Budget	YTD Budget	YTD Actual			
				(% of YTD Budget)		(Diff from Prior Year)
			(\$ '000)			
Personnel Services	-	-	-	-	-	-
Purchased/ Contracted Services	384,950	222,425	180,372	42	81%	194,540
Supplies and Materials	50	25	17	0	69%	-
Total Legal	385,000	222,450	180,389	42	81%	194,540



<i>Legal</i>	Total Annual			Variance	Prior YTD Actual	Flux
	Budget	YTD Budget	YTD Actual			
				(% of YTD Budget)		(Diff from Prior Year)
			(\$ '000)			
Personnel Services	-	-	-	-	-	-
Professional Services	384,900	222,400	180,357	42	81%	194,793
Printing & Binding	-	-	-	-	-	(266)
Travel	50	25	13	0	52%	13
Purchased/ Contracted Services	384,950	222,425	180,372	42	81%	194,540
Food	50	25	17	0	69%	-
Supplies and Materials	50	25	17	0	69%	(17)
Total Legal	385,000	222,450	180,389	42	81%	194,540

City of Dunwoody
YTD Statement of Revenues and
Expenses Through June 30, 2014

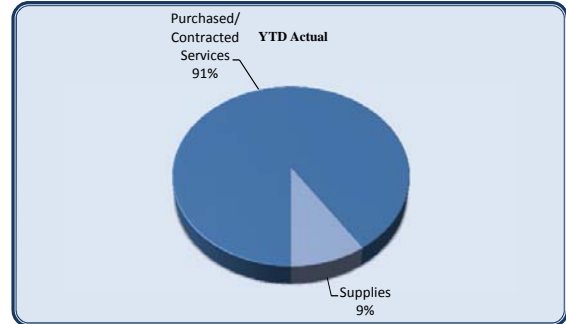
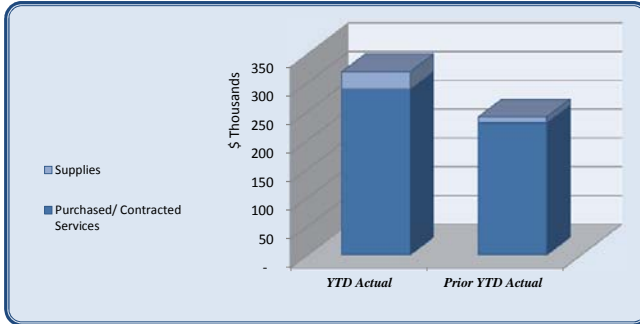
<i>Finance and Administration</i>		Total Annual Budget	YTD Budget	YTD Actual	Variance (\$ '000)	(% of YTD Budget)	Prior YTD Actual	Flux (Diff from Prior Year)
Personnel Services		225,203	112,384	103,052	9	92%	103,685	633
Purchased/ Contracted Services		2,203,650	1,177,311	1,083,341	94	92%	1,089,985	6,643
Supplies		79,371	40,799	22,105	19	54%	22,451	346
Transfers Out		281,500	140,750	140,750	-	100%	380,000	239,250
Total Finance and Administration		2,789,724	1,471,244	1,349,248	122	92%	1,596,120	246,872



<i>Finance and Administration</i>		Total Annual Budget	YTD Budget	YTD Actual	Variance (\$ '000)	(% of YTD Budget)	Prior YTD Actual	Flux (Diff from Prior Year)
Regular Salaries		135,649	67,384	66,794	1	99%	64,150	(2,645)
Group Insurance		22,461	11,404	9,692	2	85%	9,007	(686)
Medicare		1,967	981	942	0	96%	972	30
Retirement		21,976	10,964	10,754	0	98%	10,293	(461)
Workers' Compensation		150	150	179	(0)	119%	-	(179)
Other Employee Benefits		43,000	21,500	14,690	7	68%	19,264	4,574
Personnel Services		225,203	112,384	103,052	9	92%	103,685	633
Official/Admin Services		1,249,997	624,999	624,999	(0)	100%	624,999	-
Professional Services		99,636	49,818	42,720	7	86%	38,438	(4,282)
Technical Services		37,500	32,400	33,573	(1)	104%	27,722	(5,851)
Repairs & Maintenance		82,313	45,696	38,911	7	85%	41,507	2,597
Rentals		523,419	261,710	211,277	50	81%	210,600	(677)
Insurance		55,000	55,000	35,882	19	65%	48,251	12,369
Communications		8,200	4,100	4,177	(0)	102%	3,918	(258)
Advertising		2,500	1,250	1,016	0	81%	712	(304)
Printing & Binding		8,400	4,200	4,490	(0)	107%	2,984	(1,506)
Travel		3,500	1,750	3,051	(1)	174%	2,407	(644)
Dues & Fees		63,920	61,757	60,835	1	99%	72,006	11,170
Education & Training		40,465	20,233	8,172	12	40%	2,943	(5,229)
Other Charges		28,800	14,400	14,240	0	99%	13,498	(742)
Purchased/ Contracted Services		2,203,650	1,177,311	1,083,341	94	92%	1,089,985	6,643
Supplies		15,681	7,841	5,840	2	74%	4,180	(1,660)
Electricity		25,000	12,500	10,408	2	83%	10,136	(271)
Diesel		10,000	5,000	-	5	0%	-	-
Food		22,290	11,145	2,455	9	22%	3,015	560
Books & Periodicals		1,500	750	-	1	0%	45	45
Small Equipment		4,900	3,563	3,403	0	95%	5,075	-
Supplies		79,371	40,799	22,105	19	54%	22,451	346
Transfers to Debt Service Fund		-	-	-	-	-	80,000	80,000
Transfers to Capital		281,500	140,750	140,750	-	100%	-	159,250
Transfers Out		281,500	140,750	140,750	-	100%	380,000	239,250
Total Finance and Administration		2,789,724	1,471,244	1,349,248	122	92%	1,596,120	246,872

City of Dunwoody
YTD Statement of Revenues and
Expenses Through June 30, 2014

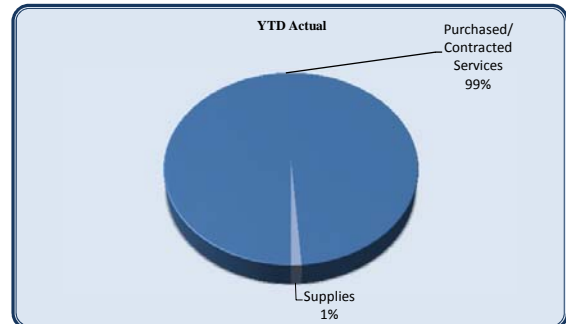
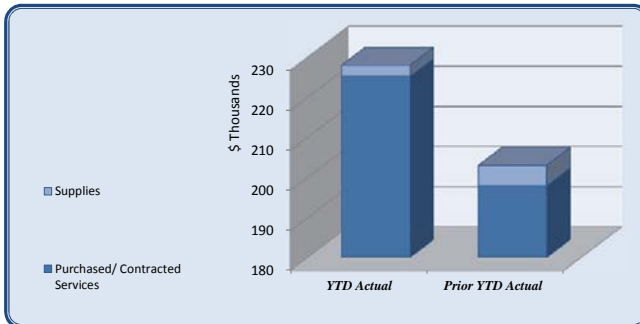
Information Technology	Total Annual Budget	YTD Budget	YTD Actual	Variance (\$ '000)	(% of YTD Budget)	Prior YTD Actual	Flux (Diff from Prior Year)
Purchased/ Contracted Services	516,934	296,374	288,875	7	97%	230,381	(58,494)
Supplies	33,360	30,253	30,066	0	99%	10,252	(19,814)
Transfers Out	179,375	89,688	89,688	-	100%	109,000	19,313
Total Information Technology	729,669	416,314	408,628	8	98%	349,633	(58,995)



Information Technology	Total Annual Budget	YTD Budget	YTD Actual	Variance (\$ '000)	(% of YTD Budget)	Prior YTD Actual	Flux (Diff from Prior Year)
Official/Admin Svcs	309,662	154,831	154,831	0	100%	147,108	(7,723)
Professional Services	-	-	40	(0)		279	239
Technical Services	9,000	5,930	5,943	(0)	100%	650	(5,293)
Repairs & Maintenance	169,533	114,553	109,460	5	96%	64,675	(44,785)
Communications	25,239	19,310	18,601	1	96%	17,669	(932)
Printing & Binding	500	250	-	0	0%	-	-
Education & Training	3,000	1,500	-	2	0%	-	-
Purchased/ Contracted Services	516,934	296,374	288,875	7	97%	230,381	(58,494)
Supplies	650	650	656	(0)	101%	928	272
Small Equipment	32,710	29,603	29,410	0	99%	9,324	-
Supplies	33,360	30,253	30,066	0	99%	10,252	(19,814)
Transfers to Debt Service Fund	-	-	-	-		109,000	109,000
Transfers to Capital	179,375	89,688	89,688	-	100%	-	(89,688)
Transfers Out	179,375	89,688	89,688	-	100%	109,000	19,313
Total Information Technology	729,669	416,314	408,628	8	98%	349,633	(58,995)

City of Dunwoody
YTD Statement of Revenues and
Expenses Through June 30, 2014

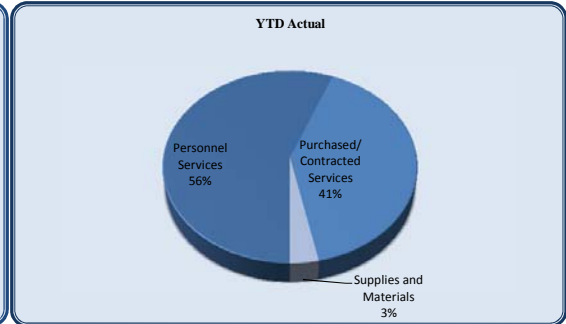
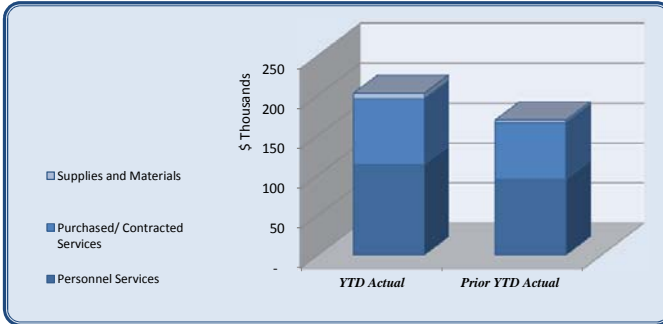
<i>Marketing</i>	Total Annual Budget	YTD Budget	YTD Actual	Variance (\$ '000)	(% of YTD Budget)	Prior YTD Actual	Flux (Diff from Prior Year)
Purchased/ Contracted Services	438,023	233,114	225,263	8	97%	197,979	(27,284)
Supplies	16,909	8,454	2,765	6	33%	5,043	2,278
Total Marketing	454,932	241,568	228,028	14	94%	203,022	(25,006)



<i>Marketing</i>	Total Annual Budget	YTD Budget	YTD Actual	Variance (\$ '000)	(% of YTD Budget)	Prior YTD Actual	Flux (Diff from Prior Year)
Official/Admin Services	298,983	149,492	149,492	-	100%	145,138	(4,354)
Professional Services	40,040	24,660	24,558	0	100%	27,171	2,613
Technical Services	15,000	7,500	6,411	1	85%	3,600	(2,811)
Communications	4,375	2,188	77	2	4%	109	32
Advertising	55,000	31,917	29,955	2	94%	17,578	(12,376)
Printing & Binding	20,000	12,733	10,146	3	80%	4,384	(5,763)
Dues & Fees	4,625	4,625	4,625	0	100%	-	(4,625)
Purchased/ Contracted Services	438,023	233,114	225,263	8	97%	197,979	(27,284)
Supplies	7,000	3,500	1,805	2	52%	2,530	725
Food	5,000	2,500	171	2	7%	1,567	1,395
Books & Periodicals	800	400	-	0	0%	-	-
Small Equipment	4,109	2,054	789	1	38%	946	-
Supplies	16,909	8,454	2,765	6	33%	5,043	2,278
Total Marketing	454,932	241,568	228,028	14	94%	203,022	(25,006)

City of Dunwoody
YTD Statement of Revenues and
Expenses Through June 30, 2014

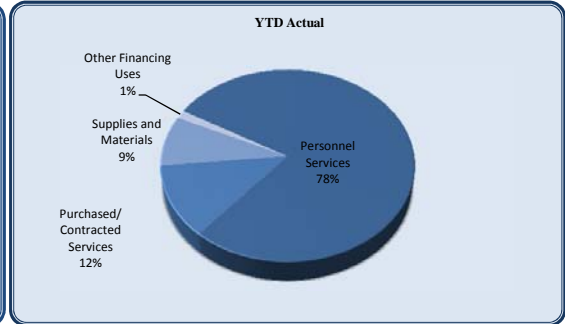
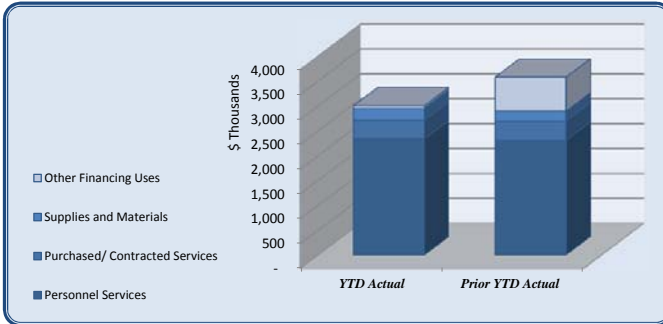
<i>Municipal Court</i>	Total Annual Budget	YTD Budget	YTD Actual	Variance	(% of YTD Budget)	Prior YTD Actual	Flux
				(\$ '000)			(Diff from Prior Year)
Personnel Services	263,941	133,129	113,370	20	85%	95,039	(18,332)
Purchased/ Contracted Services	222,350	111,175	82,394	29	74%	70,693	(11,702)
Supplies and Materials	18,212	9,272	6,687	3	72%	3,125	(3,563)
Other Financing Uses	-	-	(5)	0		22,500	22,505
Total Municipal Court	504,503	253,575	202,447	51	80%	191,356	(11,091)



<i>Municipal Court</i>	Total Annual Budget	YTD Budget	YTD Actual	Variance	(% of YTD Budget)	Prior YTD Actual	Flux
				(\$ '000)			(Diff from Prior Year)
Regular Salaries	186,194	93,097	79,971	13	86%	67,974	(11,996)
Overtime Salaries	6,500	4,108	3,869	0	94%	2,125	(1,745)
Group Insurance	37,891	18,946	14,453	4	76%	12,744	(1,709)
Medicare	2,691	1,346	1,224	0	91%	1,078	(146)
Retirement	30,065	15,033	13,316	2	89%	11,118	(2,198)
Workers' Compensation	600	600	537	0	89%	-	(537)
Personnel Services	263,941	133,129	113,370	20	85%	95,039	(18,332)
Professional Services	153,945	76,973	66,155	11	86%	58,244	(7,912)
Technical Services	32,550	16,275	10,741	6	66%	7,265	(3,476)
Repairs & Maintenance	16,050	8,025	1,200	7	15%	1,750	550
Rentals	4,000	2,000	275	2	14%	173	(102)
Communications	4,000	2,000	1,592	0	80%	1,697	105
Printing & Binding	1,000	500	1,008	(1)	202%	276	(732)
Travel	5,000	2,500	256	2	10%	237	(20)
Dues & Fees	805	403	267	0	66%	192	(75)
Education & Training	5,000	2,500	900	2	36%	860	(40)
Purchased/ Contracted Services	222,350	111,175	82,394	29	74%	70,693	(11,702)
Supplies	5,974	2,987	2,132	1	71%	2,389	256
Food	2,300	1,150	544	1	47%	511	(33)
Books & Periodicals	600	300	-	0	0%	-	-
Small Equipment	9,338	4,835	4,011	1	83%	225	(3,786)
Supplies and Materials	18,212	9,272	6,687	3	72%	3,125	(3,563)
Transfers to Debt Service Fund	-	-	-	-		22,500	22,500
Other Financing Uses	-	-	(5)	0		22,500	22,505
Total Municipal Court	504,503	253,575	202,447	51	80%	191,356	(11,091)

City of Dunwoody
YTD Statement of Revenues and
Expenses Through June 30, 2014

Police	Total Annual	YTD Budget	YTD Actual	Variance	Prior YTD Actual	Flux
	Budget					
				(\$ '000)		
Personnel Services	5,163,926	2,620,631	2,338,931	282	89%	(26,653)
Purchased/ Contracted Services	699,705	436,817	366,598	70	84%	13,667
Supplies and Materials	498,220	284,802	253,857	31	89%	(50,268)
Other Financing Uses	84,398	42,199	42,199	-	100%	637,363
Total Police	6,446,249	3,384,449	3,001,585	383	89%	574,110



Police	Total Annual	YTD Budget	YTD Actual	Variance	Prior YTD Actual	Flux
	Budget					
				(\$ '000)		
Regular Salaries	3,322,541	1,637,889	1,544,632	93	94%	(67,280)
Overtime Salaries	325,136	162,568	52,564	110	32%	64,455
Total Salaries	3,647,677	1,800,457	1,597,196	203	89%	(2,825)

Group Insurance	782,582	391,291	350,366	41	90%	(18,477)
Medicare	52,892	26,446	23,072	3	87%	1,451
Retirement	556,675	278,338	247,306	31	89%	(4,681)
Workers' Compensation	124,100	124,100	120,992	3	97%	(2,121)
Personnel Services	1,516,249	820,175	741,735	78	90%	(23,827)

Professional Services	92,000	46,000	10,034	36	22%	(2,137)
Technical Services	30,760	15,380	12,866	3	84%	2,326
Repairs & Maintenance	302,181	192,377	184,873	8	96%	14,168
Rentals	12,100	6,050	5,258	1	87%	(2,076)
Insurance	87,357	87,357	85,147	2	97%	(9,196)
Claims	4,000	4,000	3,387	1	85%	6,937
Communications	77,607	38,804	31,220	8	80%	2,862
Advertising	2,500	1,250	-	1	0%	230
Printing & Binding	5,440	2,720	3,230	(1)	119%	(3,116)
Travel	39,000	19,500	14,688	5	75%	(2,741)
Dues & Fees	10,480	5,240	3,721	2	71%	1,318
Education & Training	36,280	18,140	12,172	6	67%	5,093
Purchased/ Contracted Services	699,705	436,817	366,598	70	84%	13,667

Supplies	94,086	64,043	59,743	4	93%	(247)
Supplies-Explorer Program	6,000	5,000	12,034	(7)	241%	(9,012)
Gasoline	255,000	127,500	117,464	10	92%	(6,454)
Food	6,000	3,000	709	2	24%	294
Books & Periodicals	2,500	1,250	1,318	(0)	105%	(768)
Small Equipment	134,634	84,009	62,589	21	75%	(34,082)
Supplies and Materials	498,220	284,802	253,857	31	89%	(50,268)

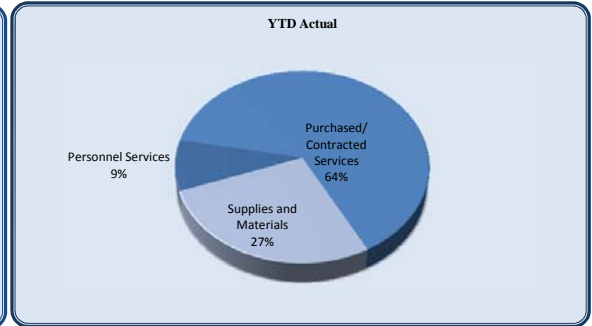
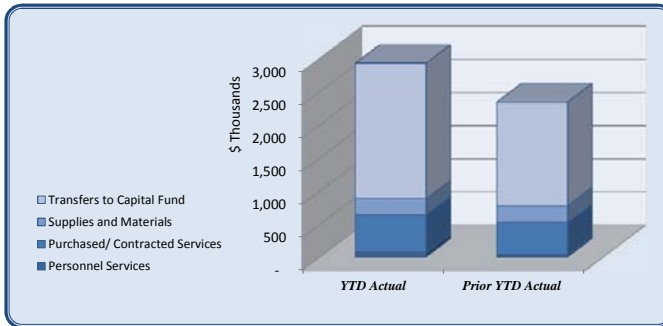
Transfers to Debt Service Fund	-	-	-	-		441,553
Transfers to Capital Fund	84,398	42,199	42,199	-	100%	195,810
Other Financing Uses	84,398	42,199	42,199	-	100%	637,363
Total Police	6,446,249	3,384,449	3,001,585	383	89%	574,110

City of Dunwoody
YTD Statement of Revenues and
Expenses Through June 30, 2014

<i>E-911</i>	Total Annual Budget	YTD Budget	YTD Actual	Variance (% of YTD (\$ '000) Budget)	Prior YTD Actual	Flux (Diff from Prior Year)
Transfers to E-911 Fund	251,655	125,828	-	126	0%	80,797
Total E-911	251,655	125,828	-	126	0%	80,797

City of Dunwoody
YTD Statement of Revenues and
Expenses Through June 30, 2014

Public Works	Total Annual	YTD Budget	YTD Actual	Variance	Prior YTD Actual	Flux
	Budget					
				(% of YTD Budget)		(Diff from Prior Year)
				(\$ '000)		
Personnel Services	154,058	76,555	75,685	1	99%	31,584 (44,100)
Purchased/ Contracted Services	1,300,157	733,448	566,470	167	77%	492,485 (73,985)
Supplies and Materials	546,431	273,216	240,901	32	88%	252,783 11,882
Transfers to Capital Fund	4,235,000	2,042,500	2,042,500	-	100%	1,562,500 (480,000)
Total Public Works	6,235,646	3,125,718	2,925,556	200	94%	2,339,352 (586,204)

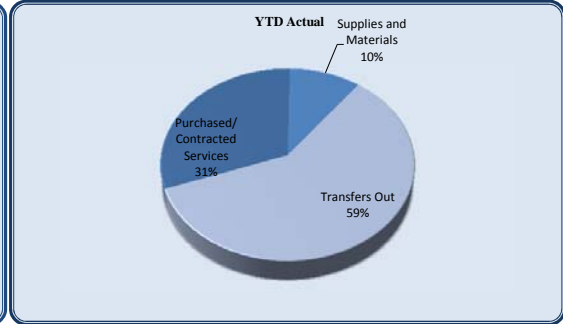
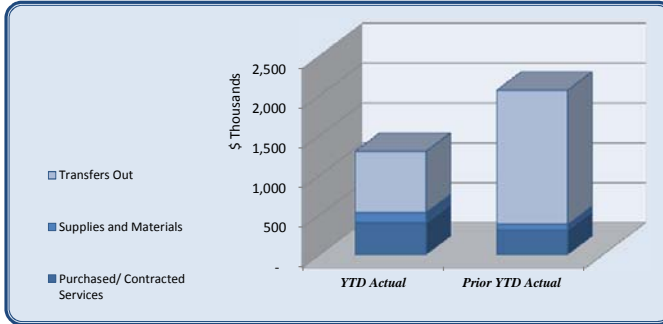


Public Works	Total Annual	YTD Budget	YTD Actual	Variance	Prior YTD Actual	Flux
	Budget					
				(% of YTD Budget)		(Diff from Prior Year)
				(\$ '000)		
Salaries	113,883	56,393	56,031	0	99%	27,500 (28,531)
Group Insurance	20,114	10,057	9,543	1	95%	1,557 (7,986)
Medicare	1,636	818	810	0	99%	379 (431)
Retirement	18,275	9,138	9,121	0	100%	2,149 (6,973)
Workers' Compensation	150	150	179	(0)	119%	- (179)
Personnel Services	154,058	76,555	75,685	1	99%	31,584 (44,100)
Official/Admin Svcs	255,000	127,500	127,500	-	100%	127,500 -
Professional Services	96,850	68,463	61,381	7	90%	3,013 (58,368)
Tree Fund Expenses	92,534	76,234	74,353	2	98%	3,375 (70,978)
Professional Services	-	-	2,537	(3)	-	4,550 2,013
Technical Services	2,400	1,200	1,200	-	100%	1,200 -
Repairs & Maintenance	23,300	11,650	10,000	2	86%	10,000 -
R&M - Storm Damage Removal	105,000	85,865	71,544	14	83%	4,097 (67,447)
R&M - Street Maintenance	455,800	227,900	188,793	39	83%	220,084 31,291
R&M - Traffic Signals	221,000	110,500	11,760	99	11%	109,895 98,135
R&M - Right of Way Maint	40,000	20,000	15,379	5	77%	6,764 (8,615)
Claims	3,000	1,500	-	2	0%	810 810
Communications	1,400	700	639	0	91%	570 (69)
Advertising	1,000	500	979	(0)	196%	- (979)
Printing & Binding	750	375	-	0	0%	610 610
Travel	1,323	662	406	0	61%	17 (390)
Purchased/ Contracted Services	1,300,157	733,448	566,470	167	77%	492,485 (73,985)
Supplies-Office	1,181	591	376	0	64%	209 (167)
Supplies-Road Materials	60,000	30,000	17,303	13	58%	31,770 14,467
Electricity	485,000	242,500	223,222	19	92%	218,906 (4,316)
Small Equipment	-	-	-	-	-	1,898 1,898
Supplies and Materials	546,431	273,216	240,901	32	88%	252,783 11,882
Transfers to HOST Fund (new)	-	-	-	-	-	- -
Transfers to Capital Fund	4,085,000	2,042,500	2,042,500	-	100%	1,500,000 (542,500)
Transfers to Grants Fund	150,000	-	-	-	-	62,500 62,500
Transfers to Capital Fund	4,235,000	2,042,500	2,042,500	-	100%	1,562,500 (480,000)
Total Public Works	6,235,646	3,125,718	2,925,556	200	94%	2,339,352 (586,204)

City of Dunwoody
YTD Statement of Revenues and
Expenses Through June 30, 2014

Parks and Recreation							
	Total Annual Budget	YTD Budget	YTD Actual	Variance (\$ '000)	(% of YTD Budget)	Prior YTD Actual	Flux (Diff from Prior Year)

Purchased/ Contracted Services	895,267	463,684	399,937	64	86%	310,317	(89,620)
Supplies and Materials	257,000	136,375	129,115	7	95%	68,113	(61,003)
Transfers Out	1,533,366	766,683	766,683	-	100%	1,684,506	917,823
Total Parks and Recreation	2,685,633	1,366,742	1,295,735	71	95%	2,062,936	767,201



Parks and Recreation							
	Total Annual Budget	YTD Budget	YTD Actual	Variance (\$ '000)	(% of YTD Budget)	Prior YTD Actual	Flux (Diff from Prior Year)

Official/Admin Svcs	125,000	62,500	62,500	0	100%	62,500	0
Professional Services	10,000	5,000	7,701	(3)	154%	1,000	(6,701)
R&M-Parks	724,267	362,134	305,752	56	84%	220,968	(84,784)
Rentals	2,000	1,000	-	1	0%	-	-
Property/Liability Insurance	32,100	32,100	23,099	9	72%	25,849	2,750
Communications	1,500	750	528	0	70%	391	(137)
Dues & Fees	400	200	-	0	0%	-	-
Purchased/ Contracted Services	895,267	463,684	399,937	64	86%	310,317	(89,620)

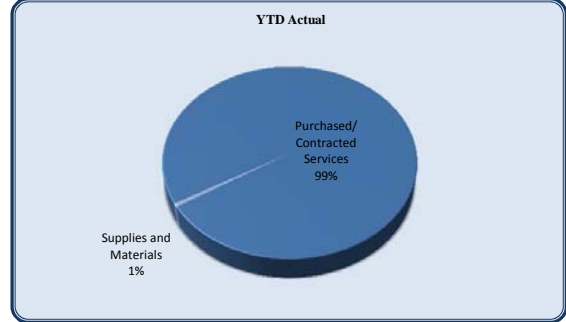
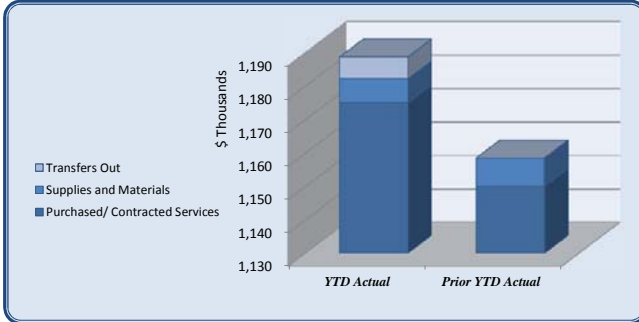
Supplies	93,000	49,700	49,657	0	100%	13,764	(35,894)
Utilities	156,000	82,675	79,458	3	96%	54,349	(25,109)
Small Equipment	8,000	4,000	-	4	0%	-	-
Supplies and Materials	257,000	136,375	129,115	7	95%	68,113	(61,003)

Transfers to Debt Service Fund	108,366	54,183	54,183	-	100%	54,183	0
Transfers to Capital Fund	1,425,000	712,500	712,500	-	100%	1,630,323	917,823
Transfers to Grants Fund	150,000	-	-	-	-	62,500	62,500
Transfers Out	1,533,366	766,683	766,683	-	100%	1,684,506	917,823

Total Parks and Recreation	2,685,633	1,366,742	1,295,735	71	95%	2,062,936	767,201
-----------------------------------	------------------	------------------	------------------	-----------	------------	------------------	----------------

City of Dunwoody
YTD Statement of Revenues and
Expenses Through June 30, 2014

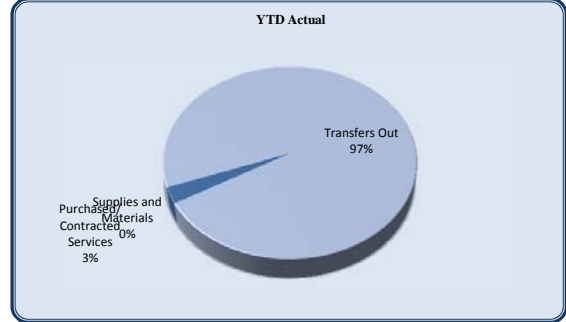
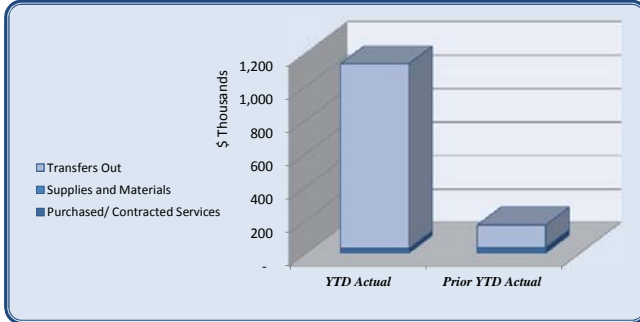
Community Development	Total Annual	YTD Budget	YTD Actual	Variance	Prior YTD Actual	Flux
	Budget			(% of YTD Budget)		
				(\$ '000)		
Purchased/ Contracted Services	2,039,302	1,019,651	1,175,043	(155)	115%	1,150,074 (24,969)
Supplies and Materials	16,500	9,900	7,170	3	72%	8,457 1,288
Transfers Out	13,000	6,500	6,500	-	100%	- (6,500)
Total Community Development	2,068,802	1,036,051	1,188,713	(153)	115%	1,158,531 (30,181)



Community Development	Total Annual	YTD Budget	YTD Actual	Variance	Prior YTD Actual	Flux
	Budget			(% of YTD Budget)		
				(\$ '000)		
Official/Admin Svcs	1,587,000	793,500	1,116,463	(3)	141%	965,947 (150,517)
Professional Services	160,000	80,000	11,072	69	14%	86,495 75,423
Technical Services	134,250	67,125	16,522	51	25%	34,575 18,053
Repairs & Maintenance	128,120	64,060	15,347	49	24%	55,885 40,538
Rentals	-	-	1,734	(2)		1,102 (632)
Communications	3,532	1,766	1,087	1	62%	1,330 243
Advertising	15,000	7,500	6,420	1	86%	3,503 (2,916)
Printing & Binding	5,000	2,500	3,556	(1)	142%	662 (2,895)
Travel	2,000	1,000	68	1	7%	- (68)
Dues & Fees	1,900	950	250	1	26%	575 325
Education & Training	2,500	1,250	2,525	(1)	202%	- (2,525)
Purchased/ Contracted Services	2,039,302	1,019,651	1,175,043	(155)	115%	1,150,074 (24,969)
Supplies	11,500	7,400	7,104	0	96%	6,269 (835)
Food	1,000	500	7	0	1%	366 359
Books & Periodicals	2,500	1,250	59	1	5%	28 (31)
Small Equipment	1,500	750	-	1	0%	1,794 1,794
Supplies and Materials	16,500	9,900	7,170	3	72%	8,457 1,288
Transfers to Capital Fund	13,000	6,500	6,500	-	100%	- (6,500)
Transfers Out	13,000	6,500	6,500	-	100%	- (6,500)
Total Community Development	2,068,802	1,036,051	1,188,713	(153)	115%	1,158,531 (30,181)

City of Dunwoody
YTD Statement of Revenues and
Expenses Through June 30, 2014

<i>Economic Development</i>	Total Annual Budget	YTD Budget	YTD Actual	Variance (\$ '000)	(% of YTD Budget)	Prior YTD Actual	Flux (Diff from Prior Year)
Purchased/ Contracted Services	76,468	38,582	29,514	9	76%	35,890	6,376
Supplies and Materials	1,200	1,157	1,410	(0)	122%	491	(918)
Transfers Out	1,206,000	1,103,000	1,103,000	0	100%	132,220	(970,780)
Total Economic Development	1,283,668	1,142,739	1,133,923	9	99%	168,601	(965,322)



<i>Economic Development</i>	Total Annual Budget	YTD Budget	YTD Actual	Variance (\$ '000)	(% of YTD Budget)	Prior YTD Actual	Flux (Diff from Prior Year)
Professional Services	30,000	15,000	15,000	-	100%	15,000	-
Technical Services	7,000	3,500	-	4	0%	-	-
Communications	968	484	-	0	0%	-	-
Advertising	28,500	14,250	12,300	2	86%	14,962	2,662
Printing & Binding	3,500	1,750	51	2	3%	305	255
Travel	1,500	750	40	1	5%	31	(9)
Dues & Fees	4,305	2,153	1,428	1	66%	5,292	3,864
Education & Training	695	695	695	0	100%	300	(395)
Purchased/ Contracted Services	76,468	38,582	29,514	9	76%	35,890	6,376
Supplies	-	-	-	-	-	491	491
Food	1,200	1,157	1,410	(0)	122%	-	(1,410)
Supplies and Materials	1,200	1,157	1,410	(0)	122%	491	(918)
Transfers to Debt Service Fund	1,206,000	1,103,000	1,103,000	0	100%	132,220	(970,780)
Transfers Out	1,206,000	1,103,000	1,103,000	0	99%	168,601	(965,322)
Total Economic Development	1,283,668	1,142,739	1,133,923	9	99%	168,601	(965,322)

<i>Contingency</i>	Total Annual Budget	YTD Budget	YTD Actual	Variance (\$ '000)	(% of YTD Budget)	Prior YTD Actual	Flux (Diff from Prior Year)
Contingency	400,000	200,000	-	200	0%	-	-
Total Contingency	400,000	200,000	-	200	0%	-	-
Total General Fund Expenditures	24,982,675	13,391,693	12,278,414	1,113	92%	12,340,634	62,219
Total Revenues over/(under) Expenditures	425,001	(6,266,715)	(4,261,815)	2,005	68%	(6,776,630)	2,514,814

City of Dunwoody
YTD Statement of
Expenses Through June 30, 2014

<i>Capital Projects Fund</i>	Original Budget	Adjustments/ Amendments	Total Project Budget	Spent in Prior Years	Spent in Current Year	Total Spent to Date	Project Balance
Expenditures							
Courtroom and Council AV	140,400	-	140,400	(127,191)	-	(127,191)	13,209
Emergency BackUp/Disaster Recovery System	35,000	1,880	36,880	(34,290)	-	(34,290)	2,589
Network Access Control COMPLETED 2014	15,000	-	15,000	-	(16,211)	(16,211)	(1,211)
Off-site Replication of Servers for Disaster Recovery	51,875	-	51,875	-	(6,840)	(6,840)	45,035
Unified Communications Upgrade to provide for Redundancy	47,500	-	47,500	-	(22,088)	(22,088)	25,412
Website Redesign and Replacement	65,000	-	65,000	-	(43,442)	(43,442)	21,558
Information Technology	401,424	0	401,424	(206,251)	(88,581)	(294,832)	106,592
Initial Setup COMPLETED 2011	3,516,000	75,215	3,591,215	(3,592,546)	-	(3,592,546)	(1,331)
City Hall Design & Engineering Prefunding	100,000	-	100,000	-	-	-	100,000
Programming Study for Future City Hall	50,000	-	50,000	-	-	-	50,000
Facilities Improvement Partnership Program (2013 FIPP)	250,000	33,500	283,500	(51,385)	(187,075)	(238,460)	45,040
Facilities Improvement Partnership Program (2014 FIPP)	250,000	(33,500)	216,500	-	-	-	216,500
City Hall Reconfiguration for Efficiency	31,500	-	31,500	-	(17,084)	(17,084)	14,416
Facilities	4,197,500	75,215	4,272,715	(3,643,931)	(204,159)	(3,848,090)	424,625
Fixed LPR & Mobile LPR	119,875	-	119,875	(49,459)	-	(49,459)	70,416
Panoscan ABANDONED	43,000	-	43,000	-	-	-	43,000
Code Red	24,500	-	24,500	(18,875)	-	(18,875)	5,625
Vehicle Replacement	1,500,000	-	1,500,000	(91,653)	-	(91,653)	1,408,347
Police Machinery & Equipment COMPLETED 2011	200,800	-	200,800	(168,406)	-	(168,406)	32,394
Spare Patrol Unit COMPLETED 2012	45,000	-	45,000	(40,209)	-	(40,209)	4,791
North Metro SWAT night vision COMPLETED 2012	20,300	-	20,300	(20,172)	-	(20,172)	128
Daily Report Software	12,400	-	12,400	-	-	-	12,400
Crime Analysis Plus COMPLETED 2012	21,300	-	21,300	(1,820)	-	(1,820)	19,480
Forensic Computer Software COMPLETED 2012	13,050	-	13,050	(9,772)	-	(9,772)	3,278
Brook Run Surveillance Camera System	113,000	-	113,000	(67,875)	-	(67,875)	45,125
Crime Response Team & Prisoner Transport Equipment COMPLETED 2013	238,009	-	238,009	(232,211)	-	(232,211)	5,798
New Position-Detective Machinery & Equipment	30,000	-	30,000	-	(26,057)	(26,057)	3,943
AFIS Automated Fingerprint Identification System	54,398	-	54,398	-	-	-	54,398
Police Department	2,435,632	-	2,435,632	(700,452)	(26,057)	(726,509)	1,709,123
2009 General Infrastructure COMPLETED 2011	400,000	(127,515)	272,485	(119,600)	-	(119,600)	152,885
Dunwoody Village TE Project	2,100,000	(431,218)	1,668,782	(305,418)	(15,967)	(321,384)	1,347,398
Road Resurfacing	8,881,000	65,104	8,946,104	(6,887,457)	(16,275)	(6,903,732)	2,042,372
New Sidewalks and ADA Ramps	2,030,000	45,000	2,075,000	(1,319,909)	(111,083)	(1,430,992)	644,008
Traffic Calming Radar Signs	100,000	-	100,000	(11,650)	-	(11,650)	88,350
N. Peachtree Rd/Tilly Mill Intersection Improvement	2,100,000	-	2,100,000	(274,791)	(19,404)	(294,195)	1,805,805
Mt. Vernon Rd/Vermack Intersection Improvement	175,000	106,000	281,000	(51,598)	(38,125)	(89,723)	191,277
Womack/Vermack Intersection Improvement	200,000	-	200,000	(69,912)	-	(69,912)	130,088
Austin Radar Signs COMPLETED 2011	15,000	-	15,000	(8,479)	-	(8,479)	6,521
PW Management Software COMPLETED 2012	90,000	-	90,000	(85,544)	-	(85,544)	4,456
Wayfinding	150,000	-	150,000	(29,100)	(7,309)	(36,409)	113,591
Chamblee Dunwoody & Spalding Drive	120,000	55,000	175,000	(6,000)	(34,519)	(40,519)	134,481
School Pedestrian Safety Improvements	-	40,000	40,000	(30,816)	(7,000)	(37,816)	2,184
Concept Funding-Tilly Mill at Mt. Vernon Place	25,000	-	25,000	-	-	-	25,000
Concept Funding-Mt. Vernon at Tilly Mill	25,000	-	25,000	-	-	-	25,000
Concept Funding-Chamblee Dunwoody at Peeler	50,000	-	50,000	-	-	-	50,000
Intelligent Traffic System (ITS)-adding signals to network	85,000	-	85,000	-	-	-	85,000
Partial Construction Funding-Chamblee Dunwoody Rd from Cambridge to Valley View	800,000	-	800,000	-	(16,846)	(16,846)	783,154
Public Works	17,496,000	(397,630)	17,098,370	(9,200,273)	(266,529)	(9,466,801)	7,631,569

City of Dunwoody
YTD Statement of
Expenses Through June 30, 2014

Capital Projects Fund	Original Budget	Adjustments/ Amendments	Total Project Budget	Spent in Prior Years	Spent in Current Year	Total Spent to Date	Project Balance
Expenditures							
Project Renaissance	12,466,000	2,673,635	15,139,635	(15,082,332)	(134,709)	(15,217,040)	(77,405)
Pernoshal Park-Partial Funding for 5 Acre Park (Ph II) at 19 acre property- Grading, parking, and multi-use trail	1,025,000	-	1,025,000	-	(5,000)	(5,000)	1,020,000
Brook Run Demo	400,000	-	400,000	(89,310)	(106,248)	(195,558)	204,442
Brook Run Park Improvements	150,000	-	150,000	(111,114)	-	(111,114)	38,886
Brook Run Trail	572,010	823,612	1,395,622	(430,809)	(591,441)	(1,022,250)	373,371
Nancy Creek Greenway	25,000	-	25,000	(17,463)	-	(17,463)	7,538
Dunwoody Gateway Market Installation	150,000	-	150,000	(9,618)	-	(9,618)	140,382
Donaldson Chesnut Facility Stabilization	226,000	-	226,000	-	-	-	226,000
NDCAC Roof Replacement COMPLETED 2014	350,000	-	350,000	(260,000)	(65,896)	(325,896)	24,104
Design for Future Parks Trails Projects	25,000	-	25,000	-	-	-	25,000
Brook Run Dog Park Relocation	195,000	-	195,000	(30,088)	(5,180)	(35,268)	159,732
Dunwoody Park Parking Lot Resurfacing	100,000	-	100,000	-	-	-	100,000
Windwood Hollow Park Playground Replacement	125,000	-	125,000	-	-	-	125,000
Emergency Notification System for Brook Run Park and Dunwoody Park	85,000	-	85,000	-	-	-	85,000
Parks	15,894,010	3,497,247	19,391,257	(16,030,734)	(908,474)	(16,939,208)	2,452,049
GIS Webviewer	75,000	-	75,000	(22,457)	(17,518)	(39,975)	35,025
Plotter Purchase	20,000	-	20,000	(3,048)	(1,524)	(4,572)	15,428
GIS Mobile Collection Unit	13,000	-	13,000	-	(11,510)	(11,510)	1,490
Community Development	108,000	-	108,000	(25,505)	(30,552)	(56,057)	51,943
Total	40,532,566	3,174,833	43,707,399	(29,807,145)	(1,524,353)	(31,331,497)	12,375,901

City of Dunwoody
YTD Statement of Revenues and
Expenses Through June 30, 2014

<i>E911 Fund</i>	Total Annual Budget	YTD Budget	YTD Actual	Variance (\$ '000)	(% of YTD Budget)	Prior YTD Actual	Flux (Diff from Prior Year)
Revenues							
E911 Revenue	950,000	475,000	586,484	111	123%	521,035	(65,449)
Transfers In	251,655	125,828	-	(126)	0%	80,797	80,797
Total Revenues	1,201,655	600,828	586,484	(14)	98%	601,832	15,348
Expenditures							
Communications	108,738	54,369	44,922	9	83%	30,771	(14,151)
Intergovernmental-E911 (Chatcomm)	1,092,917	546,459	537,500	9	98%	537,500	-
Transfers Out-Debt	-	-	-	-	-	33,561	33,561
Total Expenditures	1,201,655	600,828	582,422	18	97%	601,832	19,410
Total Revenues over/(under) Expenditures	-	-	4,062	4		(0)	(4,062)

City of Dunwoody
YTD Statement of Revenues and
Expenses Through June 30, 2014

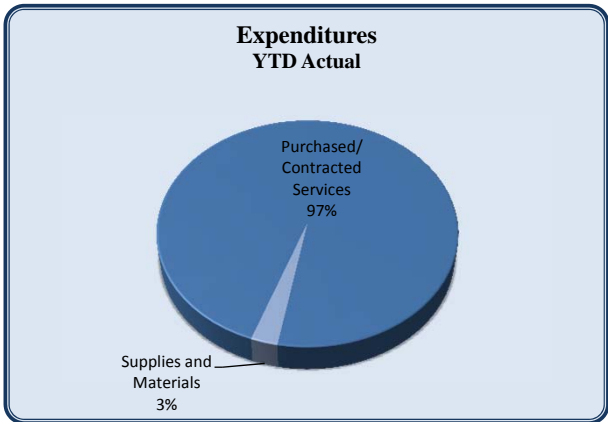
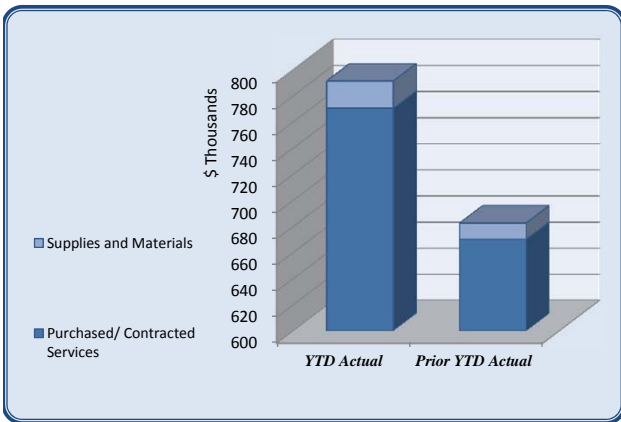
<i>Hotel Excise Tax Fund</i>	Total Annual Budget	YTD Budget	YTD Actual	Variance (\$ '000)	Prior YTD Actual	Flux (Difference from Prior Year)
Revenues						
Hotel/Motel Tax	2,100,000	1,050,000	1,218,034	168	116%	994,040 (223,995)
Interest Revenue	-	-	14	0		36 23
Total Revenues	2,100,000	1,050,000	1,218,048	168	116%	994,076 (223,972)
Expenditures						
Transfers to General Fund	1,260,000	630,000	730,821	(101)	116%	596,457 (134,363)
Transfers to Component Unit - CVBD	840,000	420,000	487,214	(67)	116%	397,616 (89,598)
Total Expenditures	2,100,000	1,050,000	1,218,034	(168)	116%	994,073 (223,961)
Total Revenues over/(under) Expenditures	-	-	14	0		3 (11)

City of Dunwoody
YTD Statement of Revenues and
Expenses Through June 30, 2014

<i>Debt Service Fund</i>	Total Annual Budget	YTD Budget	YTD Actual	Variance		Prior YTD Actual	Flux
				(\$ '000)	(% of YTD Budget)		(Difference from Prior Year)
Revenues							
Interest Revenue	-	-	-	-		-	-
Transfers from General Fund	1,314,367	1,157,184	1,157,183	(0)	100%	861,456	(295,727)
Transfers from E911 Fund	-	-	-	-		33,561	33,561
Residual Equity Transfer In	-	-	-	-		-	-
Total Revenues	1,314,367	1,157,184	1,157,183	(0)	100%	895,018	(262,165)
Expenditures							
Lease Principal	-	-	-	-		782,310	782,310
Lease Interest	-	-	-	-		83,348	83,348
Transfers Out - CU	1,314,088	1,157,044	1,157,044	-	100%	-	(1,157,044)
Total Expenditures	1,314,088	1,157,044	1,157,044	-	100%	865,658	(291,386)
Total Revenues over/(under) Expenditures	279	140	139	(0)	100%	29,360	29,220

City of Dunwoody
YTD Statement of Revenues and
Expenses Through June 30, 2014

<i>Stormwater fund</i>	Total Annual Budget	YTD Budget	YTD Actual	Variance	Prior YTD Actual	Flux
				(\$ '000)	(% of YTD Budget)	(Difference from Prior Year)
Revenues						
Stormwater Utility Charges	1,815,316	-	2,708	3	9,541	6,833
Interest Revenue	500	250	636	0	254%	534
Total Revenues	1,815,816	250	3,344	3	1337%	7,367
Expenditures						
Official/Admin Svcs	120,000	60,000	60,000	-	100%	-
Professional Services-Stormwater	140,000	70,000	461	70	1%	81,250
Repairs & Maintenance	1,500,000	750,000	709,893	40	95%	(182,958)
Rep & Maint-Riprap Program	12,000	6,000	-	6	0%	1,420
Printing & Binding	1,000	500	-	1	0%	-
Dues & Fees	500	250	-	0	0%	-
Purchased/ Contracted Services	1,773,500	886,750	770,354	116	87%	(100,287)
Supplies	30,000	21,550	20,883	1	97%	(8,557)
Books & Periodicals	500	250	-	0	0%	-
Supplies and Materials	30,500	21,800	20,883	1	96%	(8,557)
Total Expenditures	1,804,000	908,550	791,237	117	87%	(102,925)
Total Revenues over/(under) Expenditures	11,816	(908,300)	(787,893)	120	87%	(677,601)



Convention Visitors' Bureau of Dunwoody
Monthly Statement of Revenues and Expenses
June 30, 2014

CVB of Dunwoody	Variance				
	Total Annual Budget	YTD Budget	YTD Actual	(% of YTD Budget)	Prior YTD Actual
Fund Balance	-	-	-		
Revenues					
Interest Revenue	1,152	576	599	104%	610
Other Revenue	-	-	-		634
Tax Revenue	843,807	421,904	487,214	115%	397,616
Total Revenues	844,959	422,480	487,812	115%	398,860
Expenditures					
<i>Employees/Personnel</i>					
Salaries	245,422	110,951	95,494	86%	91,834
Benefits	30,503	14,176	8,287	58%	8,594
Payroll Taxes	24,542	11,448	8,144	71%	7,918
Unemployment	-	-	(810)		-
Medic	-	-	-		-
<i>Total Employees/Personnel Expenditures</i>	300,467	136,575	111,116	81%	108,346
<i>Administrative</i>					
Depreciation Expense	-	-	-		-
Legal & Professional Fees	18,835	11,455	8,620	75%	5,757
Rent	41,589	20,742	17,300	83%	20,136
Employee Development	6,680	3,980	2,665	67%	4,085
Equipment Lease	1,826	876	874	100%	854
IT Support	3,600	1,900	2,187	115%	725
Insurance	4,676	-	245		91
Postage/Courier/Ovenight Mail	-	-	688		-
Telephone/Internet	7,242	3,396	3,565	105%	3,112
Licenses & Fees	3,530	1,950	305	16%	228
Miscellaneous	2,160	1,080	291	27%	350
Office Expense	2,400	1,200	1,060	88%	1,564
Vehicle Expenses	-	-	-		-
Meals & Meeting Expenses	3,510	1,740	1,451	83%	1,142
Travel	6,000	3,000	2,190	73%	386
Small Equipment	6,000	3,600	6,036	168%	1,750
Furniture & Fixtures	1,000	-	2,682		-
<i>Total Administrative Expenditures</i>	109,048	54,919	50,160	91%	40,178
<i>Marketing</i>					
Research	-	-	5,901		-
Graphic Design	36,000	18,000	18,000	100%	25,540
Public Relations	11,500	9,500	950	10%	86
Website Management	13,983	9,579	10,154	106%	7,202
Website Marketing	42,000	21,000	22,750	108%	11,800
Advertising - Print	70,000	34,000	25,028	74%	75,314
Advertising - Digital	70,000	34,000	37,380	110%	9,904
Printing	12,000	6,000	16,039	267%	8,881
Postage/Courier/Ovenight Mail	2,720	1,200	134	11%	1,256
Dues & Subscriptions	8,641	630	598	95%	9,284
Memberships	9,960	8,260	8,325	101%	8,090
Customer Relationship Management Tool	12,000	-	-		-
Photography	2,000	1,000	1,300	130%	-
Miscellaneous	1,800	900	614	68%	516
<i>Total Marketing Expenditures</i>	292,604	144,069	147,172	102%	157,871
<i>Promotional</i>					
Community Development	17,550	8,775	9,452	108%	11,916
Conventions and Trade Shows	22,290	11,795	8,926	76%	11,049
Event Hosting & Site Visits	14,800	6,400	256	4%	1,088
Sponsorships	20,000	10,000	7,000	70%	7,750
Meals and Business Development	3,000	1,500	887	59%	775
Meeting Bids and Incentives	8,000	4,000	-	0%	189
Promotions	20,000	14,000	14,582	104%	7,783
Travel	13,200	6,600	4,842	73%	4,769
Promotional Materials	24,000	12,000	5,685	47%	5,917
<i>Total Promotional Expenditures</i>	142,840	75,070	51,630	69%	51,235
Total Expenditures	844,959	410,633	360,078	88%	357,630
Total Revenues over/(under) Expenditures	-	11,847	127,735		41,230

VENDOR SET: 01 City of Dunwoody, GA

BANK: * ALL BANKS

DATE RANGE: 6/01/2014 THRU 6/30/2014

VENDOR I.D.	NAME	STATUS	CHECK DATE	AMOUNT	DISCOUNT	CHECK NO	CHECK STATUS	CHECK AMOUNT
000188	Embroidery Services, Inc							
C-CHECK	Embroidery Services, Inc	VOIDED	V 6/27/2014			018036		408.25CR

* * T O T A L S * *		NO	INVOICE AMOUNT	DISCOUNTS	CHECK AMOUNT
REGULAR CHECKS:		0	0.00	0.00	0.00
HAND CHECKS:		0	0.00	0.00	0.00
DRAFTS:		0	0.00	0.00	0.00
EFT:		0	0.00	0.00	0.00
NON CHECKS:		0	0.00	0.00	0.00
VOID CHECKS:		1	VOID DEBITS 0.00		
			VOID CREDITS 408.25CR	408.25CR	0.00

TOTAL ERRORS: 0

VENDOR SET: 01	BANK: *	TOTALS:	NO	INVOICE AMOUNT	DISCOUNTS	CHECK AMOUNT
			1	408.25CR	0.00	0.00

VENDOR SET: 02 City of Dunwoody, GA
 BANK: * ALL BANKS
 DATE RANGE: 6/01/2014 THRU 6/30/2014

VENDOR I.D.	NAME	STATUS	CHECK DATE	AMOUNT	DISCOUNT	CHECK NO	CHECK STATUS	CHECK AMOUNT
002077	Travel South USA							
C-CHECK	Travel South USA	VOIDED V	6/13/2014			041099		5,000.00CR

* * T O T A L S * *		NO	INVOICE AMOUNT	DISCOUNTS	CHECK AMOUNT
REGULAR CHECKS:		0	0.00	0.00	0.00
HAND CHECKS:		0	0.00	0.00	0.00
DRAFTS:		0	0.00	0.00	0.00
EFT:		0	0.00	0.00	0.00
NON CHECKS:		0	0.00	0.00	0.00
VOID CHECKS:		1	VOID DEBITS 0.00		
			VOID CREDITS 5,000.00CR	5,000.00CR	0.00

TOTAL ERRORS: 0

		NO	INVOICE AMOUNT	DISCOUNTS	CHECK AMOUNT
VENDOR SET: 02	BANK: * TOTALS:	1	5,000.00CR	0.00	0.00
BANK: *	TOTALS:	2	5,408.25CR	0.00	0.00

VENDOR SET: 01 City of Dunwoody, GA
 BANK: 01 Suntrust Concentration
 DATE RANGE: 6/01/2014 THRU 6/30/2014

VENDOR I.D.	NAME	STATUS	CHECK DATE	AMOUNT	DISCOUNT	CHECK NO	CHECK STATUS	CHECK AMOUNT
001145	ETS Corporation							
I-June 2014	ETS Corporation	D	6/30/2014			000000		
100 1516.523900.00	Merchant Services	ETS Corporation		1,518.93				1,518.93
001615	PNC Bank, N. A.							
I-Jun 2014	PNC Bank, N. A.	D	6/01/2014			000000		
405 8000.582200.01	Lease Interest	PNC Bank, N. A.		3,029.02				
405 8000.581200.01	Lease Principal	PNC Bank, N. A.		14,114.42				
I-June 2014	PNC Bank, N. A.	D	6/01/2014			000000		
405 8000.582200.01	Lease Interest	PNC Bank, N. A.		2,759.66				
405 8000.581200.01	Lease Principal	PNC Bank, N. A.		6,270.86				26,173.96
001615	PNC Bank, N. A.							
I-July 14	PNC Bank, N. A.	D	6/11/2014			000000		
405 8000.582200.01	Lease Interest	PNC Bank, N. A.		2,749.21				
405 8000.581200.01	Lease Principal	PNC Bank, N. A.		6,281.31				
I-July 2014	PNC Bank, N. A.	D	6/11/2014			000000		
405 8000.582200.01	Lease Interest	PNC Bank, N. A.		4,047.29				
405 8000.581200.01	Lease Principal	PNC Bank, N. A.		13,096.15				26,173.96

* * T O T A L S * *	NO	INVOICE AMOUNT	DISCOUNTS	CHECK AMOUNT
REGULAR CHECKS:	0	0.00	0.00	0.00
HAND CHECKS:	0	0.00	0.00	0.00
DRAFTS:	3	53,866.85	0.00	53,866.85
EFT:	0	0.00	0.00	0.00
NON CHECKS:	0	0.00	0.00	0.00
VOID CHECKS:	0 VOID DEBITS	0.00		
	VOID CREDITS	0.00	0.00	0.00

TOTAL ERRORS: 0

** G/L ACCOUNT TOTALS **

G/L ACCOUNT	NAME	AMOUNT
100 1516.523900.00	Merchant Services	1,518.93
	*** FUND TOTAL ***	1,518.93
405 8000.581200.01	Lease Principal	39,762.74
405 8000.582200.01	Lease Interest	12,585.18
	*** FUND TOTAL ***	52,347.92

VENDOR SET: 01	BANK: 01	TOTALS:	NO	INVOICE AMOUNT	DISCOUNTS	CHECK AMOUNT
			3	53,866.85	0.00	53,866.85
BANK: 01	TOTALS:		3	53,866.85	0.00	53,866.85

VENDOR SET: 01 City of Dunwoody, GA
BANK: 02 Suntrust Payroll Account
DATE RANGE: 6/01/2014 THRU 6/30/2014

VENDOR I.D.	NAME	STATUS	CHECK DATE	AMOUNT	DISCOUNT	CHECK NO	CHECK STATUS	CHECK AMOUNT
000022	ADP							
I-437372363	ADP	D	6/06/2014			000000		
100 1512.521200.00	Professional Services	ADP		484.50				484.50
000022	ADP							
I-438000544	ADP	D	6/20/2014			000000		
100 1512.521200.00	Professional Services	ADP		531.92				531.92

* * T O T A L S * *	NO	INVOICE AMOUNT	DISCOUNTS	CHECK AMOUNT
REGULAR CHECKS:	0	0.00	0.00	0.00
HAND CHECKS:	0	0.00	0.00	0.00
DRAFTS:	2	1,016.42	0.00	1,016.42
EFT:	0	0.00	0.00	0.00
NON CHECKS:	0	0.00	0.00	0.00
VOID CHECKS:	0 VOID DEBITS	0.00		
	VOID CREDITS	0.00	0.00	0.00

TOTAL ERRORS: 0

** G/L ACCOUNT TOTALS **

G/L ACCOUNT	NAME	AMOUNT
100 1512.521200.00	Professional Services	1,016.42
	*** FUND TOTAL ***	1,016.42

VENDOR SET: 01 BANK: 02	TOTALS:	NO	INVOICE AMOUNT	DISCOUNTS	CHECK AMOUNT
		2	1,016.42	0.00	1,016.42
BANK: 02	TOTALS:	2	1,016.42	0.00	1,016.42

VENDOR SET: 01 City of Dunwoody, GA
 BANK: 03 Suntrust Disbursement Acc
 DATE RANGE: 6/01/2014 THRU 6/30/2014

VENDOR I.D.	NAME	STATUS	CHECK DATE	AMOUNT	DISCOUNT	CHECK NO	CHECK STATUS	CHECK AMOUNT
000025	Clark Patterson Lee							
I-36	Clark Patterson Lee	D	6/01/2014			000000		
100 7000.521100.01	Official/Admin Svcs	Clark Patterson Lee		132,250.00				132,250.00
000029	Low Engineers. LLC							
I-14826	Low Engineers. LLC	D	6/01/2014			000000		
100 4100.521100.01	Official/Admin Svcs	Low Engineers. LLC		21,250.00				
100 6200.521100.01	Official/Admin Svcs	Low Engineers. LLC		10,416.65				
560 4320.521100.01	Official/Admin Svcs	Low Engineers. LLC		10,000.00				41,666.65
000029	Low Engineers. LLC							
I-14784	Low Engineers. LLC	D	6/02/2014			000000		
100 4100.521100.01	Official/Admin Svcs	Low Engineers. LLC		21,250.00				
100 6200.521100.01	Official/Admin Svcs	Low Engineers. LLC		10,416.65				
560 4320.521100.01	Official/Admin Svcs	Low Engineers. LLC		10,000.00				41,666.65
000073	JAT Consulting Services, Inc							
I-29	JAT Consulting Services, Inc	D	6/01/2014			000000		
100 1511.521100.01	Official/Admin Svcs	JAT Consulting Servi		104,166.42				
I-30	JAT Consulting Services, Inc	D	6/01/2014			000000		
100 1511.521100.01	Official/Admin Svcs	JAT Consulting Servi		104,166.42				208,332.84
000137	Medcom Services, Inc							
I-06.07.2014	Medcom Services, Inc	D	6/07/2014			000000		
100 0000.121300.16	Flex Spending Ded Payable	Medcom Services, Inc		414.97				414.97
000137	Medcom Services, Inc							
I-06/14/2014	Medcom Services, Inc	D	6/14/2014			000000		
100 0000.121300.16	Flex Spending Ded Payable	Medcom Services, Inc		1,154.55				1,154.55
000137	Medcom Services, Inc							
I-06/21/2014	Medcom Services, Inc	D	6/21/2014			000000		
100 0000.121300.16	Flex Spending Ded Payable	Medcom Services, Inc		853.84				853.84
000137	Medcom Services, Inc							
I-6/28/2014	Medcom Services, Inc	D	6/28/2014			000000		
100 0000.121300.16	Flex Spending Ded Payable	Medcom Services, Inc		262.00				262.00
000271	Georgia Bureau of Investigatio							
I-151-248489	Georgia Bureau of Investigatio	D	6/01/2014			000000		
100 3200.521300.00	Technical Svcs	Georgia Bureau of In		398.25				398.25
001480	Interdev, LLC							
I-1003699	Interdev, LLC	D	6/01/2014			000000		
100 1535.521100.01	Official/Admin Svcs	Interdev, LLC		25,805.13				25,805.13

VENDOR SET: 01 City of Dunwoody, GA
 BANK: 03 Suntrust Disbursement Acc
 DATE RANGE: 6/01/2014 THRU 6/30/2014

VENDOR I.D.	NAME	STATUS	CHECK DATE	AMOUNT	DISCOUNT	CHECK NO	CHECK STATUS	CHECK AMOUNT
001551	Jacobs							
I-EEXF9502-FY14-6	Jacobs	D	6/01/2014			000000		
100 1570.521100.01	Official/Admin Svcs	Jacobs		24,915.25				24,915.25
001551	Jacobs							
I-EEXF9502-FY14-5	Jacobs	D	6/05/2014			000000		
100 1570.521100.01	Official/Admin Svcs	Jacobs		24,915.25				24,915.25
001685	J.P. Morgan Chase Commercial C							
I-June 2014	J.P. Morgan Chase Commercial C	D	6/26/2014			000000		
100 0000.121110.00	PCard A/P Control	J.P. Morgan Chase Co		117,260.28				117,260.28
001615	PNC Bank, N. A.							
I-605729857-May 14	PNC Bank, N. A.	R	6/04/2014			017951		
405 8000.581200.01	Lease Principal	PNC Bank, N. A.		1,000,000.00				1,000,000.00
000008	CIT Technology Fin Serv Inc							
I-25262782	CIT Technology Fin Serv Inc	R	6/13/2014			017952		
100 1565.522300.00	Rentals	CIT Technology Fin S		733.00				733.00
000061	Blue Cross Blue Shield							
I-000480899G	Blue Cross Blue Shield	R	6/13/2014			017953		
100 1110.512100.00	Group Insurance	Blue Cross Blue Shie		3,434.98				
100 1330.512100.00	Group Insurance	Blue Cross Blue Shie		1,015.98				
100 1511.512100.00	Group Insurance	Blue Cross Blue Shie		1,475.59				
100 2650.512100.00	Group Insurance	Blue Cross Blue Shie		2,914.35				
100 3200.512100.00	Group Insurance	Blue Cross Blue Shie		56,541.52				
100 4100.512100.00	Group Insurance	Blue Cross Blue Shie		1,475.59				66,858.01
000093	DeKalb Office Environment							
I-324167	DeKalb Office Environment	R	6/13/2014			017954		
100 1565.531600.00	Small Equipment	DeKalb Office Enviro		157.83				157.83
000094	WEX BANK							
I-36895436	WEX BANK	R	6/13/2014			017955		
100 3200.531270.00	Gasoline	WEX BANK		20,015.33				20,015.33
000118	Peace Officers'							
I-June 2014	Peace Officers'	R	6/13/2014			017956		
100 0000.121300.15	POAB Deduction Payable	Peace Officers'		640.00				640.00
000129	Verizon Wireless							
I-9725188052	Verizon Wireless	R	6/13/2014			017957		
100 1110.523200.00	Communications	Verizon Wireless		61.17				
100 1110.523200.00	Communications	Verizon Wireless		38.01				
100 1320.523200.00	Communications	Verizon Wireless		136.69				
100 1330.523200.00	Communications	Verizon Wireless		92.19				
100 1511.523200.00	Communications	Verizon Wireless		97.18				

VENDOR SET: 01 City of Dunwoody, GA
 BANK: 03 Suntrust Disbursement Acc
 DATE RANGE: 6/01/2014 THRU 6/30/2014

VENDOR I.D.	NAME	STATUS	CHECK DATE	AMOUNT	DISCOUNT	CHECK NO	CHECK STATUS	CHECK AMOUNT
000129	Verizon Wireless	CONT						
I-9725188052	Verizon Wireless	R	6/13/2014			017957		
100 2650.523200.00	Communications		Verizon Wireless	60.67				
100 3200.523200.00	Communications		Verizon Wireless	1,258.53				
100 4100.523200.00	Communications		Verizon Wireless	98.68				
100 6200.523200.00	Communications		Verizon Wireless	38.01				1,881.13
000130	Translation Station, INC							
I-43153	Translation Station, INC	R	6/13/2014			017958		
100 2650.521300.00	Technical Svcs		Translation Station,	439.18				439.18
000138	Riley McLendon, LLC							
I-62300	Riley McLendon, LLC	R	6/13/2014			017959		
100 1530.521200.01	Prof Svcs-Legal		Riley McLendon, LLC	12,500.00				
I-62301	Riley McLendon, LLC	R	6/13/2014			017959		
100 2650.521200.03	Prof Svcs-Court Solicitor		Riley McLendon, LLC	7,510.00				
I-62302	Riley McLendon, LLC	R	6/13/2014			017959		
350 4200.541400.00	Infrastructure		Riley McLendon, LLC	184.92				
I-62303	Riley McLendon, LLC	R	6/13/2014			017959		
560 4320.521200.09	Prof Svcs-Stormwater		Riley McLendon, LLC	56.29				20,251.21
000149	AT&T							
I-Jun 2014	AT&T	R	6/13/2014			017960		
100 1535.523200.00	Communications		AT&T	108.24				108.24
000149	AT&T							
I-June 2014	AT&T	R	6/13/2014			017961		
100 1535.523200.00	Communications		AT&T	115.91				115.91
000150	Fidelity Security Life Insuran							
I-7975045	Fidelity Security Life Insuran	R	6/13/2014			017962		
100 0000.121300.12	EE-Vision Payable		Fidelity Security Li	402.44				402.44
000156	Powell, Hugh R							
I-1954	Powell, Hugh R	R	6/13/2014			017963		
100 2650.521200.00	Prof Svcs		Powell, Hugh R	1,050.00				1,050.00
000160	Georgia Technology Authority							
I-924-660880514	Georgia Technology Authority	R	6/13/2014			017964		
100 3200.521300.00	Technical Svcs		Georgia Technology A	32.02				32.02
000163	Metro Materials Inc.							
I-34941	Metro Materials Inc.	R	6/13/2014			017965		
100 4200.531100.00	Supplies		Metro Materials Inc.	191.99				
I-34982	Metro Materials Inc.	R	6/13/2014			017965		
100 4200.531100.00	Supplies		Metro Materials Inc.	1,051.38				
I-35086	Metro Materials Inc.	R	6/13/2014			017965		
100 4200.531100.00	Supplies		Metro Materials Inc.	1,323.83				
I-35174	Metro Materials Inc.	R	6/13/2014			017965		

VENDOR SET: 01 City of Dunwoody, GA
 BANK: 03 Suntrust Disbursement Acc
 DATE RANGE: 6/01/2014 THRU 6/30/2014

VENDOR I.D.	NAME	STATUS	CHECK DATE	AMOUNT	DISCOUNT	CHECK NO	CHECK STATUS	CHECK AMOUNT
000163	Metro Materials Inc. CONT							
I-35174	Metro Materials Inc.	R	6/13/2014			017965		
100 4200.531100.00	Supplies		Metro Materials Inc.	555.86				
I-35268	Metro Materials Inc.	R	6/13/2014			017965		
100 4200.531100.00	Supplies		Metro Materials Inc.	2,277.07				5,400.13
000165	Vulcan Materials Company							
I-10834046	Vulcan Materials Company	R	6/13/2014			017966		
100 4200.531100.00	Supplies		Vulcan Materials Com	533.67				
I-10839149	Vulcan Materials Company	R	6/13/2014			017966		
560 4320.531100.00	Supplies		Vulcan Materials Com	507.77				
I-21212004230	Vulcan Materials Company	R	6/13/2014			017966		
560 4320.531100.00	Supplies		Vulcan Materials Com	346.00				
I-21212004312	Vulcan Materials Company	R	6/13/2014			017966		
560 4320.531100.00	Supplies		Vulcan Materials Com	487.38				
I-21212004425	Vulcan Materials Company	R	6/13/2014			017966		
560 4320.531100.00	Supplies		Vulcan Materials Com	584.50				
I-21212004505	Vulcan Materials Company	R	6/13/2014			017966		
560 4320.531100.00	Supplies		Vulcan Materials Com	322.88				
I-21212004631	Vulcan Materials Company	R	6/13/2014			017966		
560 4320.531100.00	Supplies		Vulcan Materials Com	502.00				3,284.20
000183	Sprint							
I-570839599-062	Sprint	R	6/13/2014			017967		
100 3200.523200.00	Communications		Sprint	2,184.06				2,184.06
000196	Georgia Management Agency, Inc							
I-58807	Georgia Management Agency, Inc	R	6/13/2014			017968		
100 4200.522200.02	R&M - Street Maintenance		Georgia Management A	750.00				750.00
000206	Georgia Power							
I-09153-15043	Georgia Power	R	6/13/2014			017969		
100 6200.531230.00	Utilities		Georgia Power	138.52				138.52
000206	Georgia Power							
I-15158-51225-2	Georgia Power	R	6/13/2014			017970		
100 6200.531230.00	Utilities		Georgia Power	990.45				990.45
000206	Georgia Power							
I-24953-72008-2	Georgia Power	R	6/13/2014			017971		
100 6200.531230.00	Utilities		Georgia Power	253.22				253.22
000206	Georgia Power							
I-26354-99019	Georgia Power	R	6/13/2014			017972		
100 6200.531230.00	Utilities		Georgia Power	136.89				136.89

VENDOR SET: 01 City of Dunwoody, GA
 BANK: 03 Suntrust Disbursement Acc
 DATE RANGE: 6/01/2014 THRU 6/30/2014

VENDOR I.D.	NAME	STATUS	CHECK DATE	AMOUNT	DISCOUNT	CHECK NO	CHECK STATUS	CHECK AMOUNT
000206	Georgia Power							
I-May 2014	Georgia Power	R	6/13/2014			017973		
100 4100.531230.00	Electricity	Georgia Power		36,743.28				
100 6200.531230.00	Utilities	Georgia Power		6,093.53				42,836.81
000211	GIRMA							
I-205681 (2)	GIRMA	R	6/13/2014			017974		
100 1110.523100.00	Property/Liability Insurance	GIRMA		24,007.00				
100 3200.523100.00	Property/Liability Insurance	GIRMA		42,537.00				
100 1511.523100.00	Property/Liability Insurance	GIRMA		8,634.50				
100 6200.523100.00	Property/Liability Insurance	GIRMA		11,585.50				86,764.00
000214	Atlanta Metropol, Inc							
I-Grogan/Barnes	Atlanta Metropol, Inc	R	6/13/2014			017975		
100 3200.523600.00	Dues & Fees	Atlanta Metropol, In		250.00				250.00
000243	Cellebrite USA							
I-Q-31708-P	Cellebrite USA	R	6/13/2014			017976		
212 3200.531600.00	Small Equipment	Cellebrite USA		5,584.99				5,584.99
000245	FedEx							
I-2-651-72430	FedEx	R	6/13/2014			017977		
100 3200.523200.00	Communications	FedEx		74.48				
I-2-652-41121	FedEx	R	6/13/2014			017977		
212 3200.521300.00	Technical Services	FedEx		17.22				
I-2-659-34348	FedEx	R	6/13/2014			017977		
100 3200.523200.00	Communications	FedEx		57.60				
I-2-660-09084	FedEx	R	6/13/2014			017977		
212 3200.521300.00	Technical Services	FedEx		19.07				
I-2-667-49851	FedEx	R	6/13/2014			017977		
100 3200.523200.00	Communications	FedEx		71.42				239.79
000269	DeKalb County Georgia							
I-011405801	DeKalb County Georgia	R	6/13/2014			017978		
100 6200.531230.00	Utilities	DeKalb County Georgi		193.47				
I-011405802	DeKalb County Georgia	R	6/13/2014			017978		
100 6200.531230.00	Utilities	DeKalb County Georgi		242.19				
I-011405803	DeKalb County Georgia	R	6/13/2014			017978		
100 6200.531230.00	Utilities	DeKalb County Georgi		155.41				
I-011405805	DeKalb County Georgia	R	6/13/2014			017978		
100 6200.531230.00	Utilities	DeKalb County Georgi		160.10				
I-028900310	DeKalb County Georgia	R	6/13/2014			017978		
100 6200.531230.00	Utilities	DeKalb County Georgi		173.63				
I-5968424 (2)	DeKalb County Georgia	R	6/13/2014			017978		
100 6200.531230.00	Utilities	DeKalb County Georgi		1,440.00				
I-6305677	DeKalb County Georgia	R	6/13/2014			017978		
100 6200.531230.00	Utilities	DeKalb County Georgi		24.69				2,389.49

VENDOR SET: 01 City of Dunwoody, GA
 BANK: 03 Suntrust Disbursement Acc
 DATE RANGE: 6/01/2014 THRU 6/30/2014

VENDOR I.D.	NAME	STATUS	CHECK DATE	AMOUNT	DISCOUNT	CHECK NO	CHECK STATUS	CHECK AMOUNT
000307	DeKalb County District Attorne							
I-14CV4849-5	DeKalb County District Attorne	R	6/13/2014			017979		
212 0000.351320.00	Cash Confiscation		DeKalb County Distri	230.00				
212 0000.351320.00	Cash Confiscation		DeKalb County Distri	216.50				446.50
000331	Tyler Technologies, Inc							
I-025-96276	Tyler Technologies, Inc	R	6/13/2014			017980		
100 1512.522200.00	Repairs & Maintenance		Tyler Technologies,	13,419.36				
I-025-96277	Tyler Technologies, Inc	R	6/13/2014			017980		
100 1512.522200.00	Repairs & Maintenance		Tyler Technologies,	250.00				13,669.36
001009	Kimley-Horn and Associates, In							
I-019124000-0414	Kimley-Horn and Associates, In	R	6/13/2014			017981		
350 4200.541400.00	Infrastructure		Kimley-Horn and Asso	2,139.07				2,139.07
001027	Traffic Data Collection, Inc							
I-13533-03	Traffic Data Collection, Inc	R	6/13/2014			017982		
100 4100.521200.00	Prof Svcs		Traffic Data Collect	4,575.00				4,575.00
001037	Mauldin & Jenkins, LLC							
I-559823	Mauldin & Jenkins, LLC	R	6/13/2014			017983		
100 1512.521200.00	Professional Services		Mauldin & Jenkins,	3,750.00				3,750.00
001086	Schiff Hardin LLP							
I-1888173	Schiff Hardin LLP	R	6/13/2014			017984		
100 1530.521200.02	Prof Svcs-Litigation		Schiff Hardin LLP	338.72				338.72
001107	TerraMark							
I-T2014-077-7598	TerraMark	R	6/13/2014			017985		
350 6200.521200.00	Professional Services		TerraMark	951.25				
I-T2014-079-7599	TerraMark	R	6/13/2014			017985		
560 4320.522200.00	Repairs & Maintenance		TerraMark	1,156.25				2,107.50
001170	Hasley Recreation and Design,							
I-80505	Hasley Recreation and Design,	R	6/13/2014			017986		
100 6200.531100.00	Supplies		Hasley Recreation an	6,880.00				6,880.00
001187	APG PCE, LLC							
I-May 2014-PC41-100	APG PCE, LLC	R	6/13/2014			017987		
100 1565.531230.00	Electricity		APG PCE, LLC	2,388.17				2,388.17
001275	LMI Systems, Inc							
I-1045350	LMI Systems, Inc	R	6/13/2014			017988		
100 6200.522200.06	R&M-Parks		LMI Systems, Inc	4,221.75				
I-1045481	LMI Systems, Inc	R	6/13/2014			017988		
100 6200.522200.06	R&M-Parks		LMI Systems, Inc	994.41				
I-1045775	LMI Systems, Inc	R	6/13/2014			017988		
100 6200.522200.06	R&M-Parks		LMI Systems, Inc	1,989.99				7,206.15

VENDOR SET: 01 City of Dunwoody, GA
 BANK: 03 Suntrust Disbursement Acc
 DATE RANGE: 6/01/2014 THRU 6/30/2014

VENDOR I.D.	NAME	STATUS	CHECK DATE	AMOUNT	DISCOUNT	CHECK NO	CHECK STATUS	CHECK AMOUNT
001281	Phase 3 Marketing & Communicat							
I-0063352-IN	Phase 3 Marketing & Communicat	R	6/13/2014			017989		
100 1570.521200.00	Professional Services	Phase 3 Marketing &		2,904.25				2,904.25
001316	Lose and Associates							
I-20140454	Lose and Associates	R	6/13/2014			017990		
350 6200.541200.00	Site improvements	Lose and Associates		2,065.00				
I-20140479	BROOK RUN TRAIL PHASE II	R	6/13/2014			017990		
350 6200.541200.00	Site improvements	BROOK RUN TRAIL PHAS		1,091.25				
I-20140519	Lose and Associates	R	6/13/2014			017990		
350 6200.541200.00	Site improvements	Lose and Associates		5,525.00				8,681.25
001328	LexisNexis Risk Data Managemen							
I-1502895-20140531	LexisNexis Risk Data Managemen	R	6/13/2014			017991		
100 1511.521300.00	Technical Services	LexisNexis Risk Data		50.00				50.00
001385	Wolverton and Associates, Inc.							
I-38724	Survey/Construction Plan	R	6/13/2014			017992		
350 4200.541400.00	Infrastructure	Survey/Construction		5,168.01				5,168.01
001414	Geo-Hydro Engineers, Inc.							
I-47338	Geo-Hydro Engineers, Inc.	R	6/13/2014			017993		
350 6200.541400.00	Infrastructure	Geo-Hydro Engineers,		3,000.00				
I-47459	Geo-Hydro Engineers, Inc.	R	6/13/2014			017993		
350 6200.541200.00	Site improvements	Geo-Hydro Engineers,		4,662.75				7,662.75
001415	Rite Way							
I-359590	Rite Way	R	6/13/2014			017994		
100 6200.522200.06	R&M-Parks	Rite Way		1,621.32				1,621.32
001426	A&A Plumbing							
I-422	A&A Plumbing	R	6/13/2014			017995		
100 6200.522200.06	R&M-Parks	A&A Plumbing		2,090.00				
I-431	A&A Plumbing	R	6/13/2014			017995		
100 6200.522200.06	R&M-Parks	A&A Plumbing		2,800.00				4,890.00
001444	Kenneth Wickham							
I-05/28/2014	Kenneth Wickham	R	6/13/2014			017996		
100 2650.521200.00	Prof Svcs	Kenneth Wickham		350.00				350.00
001447	Jeffery Law Group, LLC							
I-MCD-0009	Jeffery Law Group, LLC	R	6/13/2014			017997		
100 2650.521200.04	Prof Svcs-Public Defender	Jeffery Law Group, L		441.00				441.00

VENDOR SET: 01 City of Dunwoody, GA
 BANK: 03 Suntrust Disbursement Acc
 DATE RANGE: 6/01/2014 THRU 6/30/2014

VENDOR I.D.	NAME	STATUS	CHECK DATE	AMOUNT	DISCOUNT	CHECK NO	CHECK STATUS	CHECK AMOUNT
001472	Inland Waters Pollution Contro							
I-32400312CB-001	2376 LEISURE LAKE DR	R	6/13/2014			017998		
560 4320.522200.00	Repairs & Maintenance	2376 LEISURE LAKE DR		67,032.40				67,032.40
001508	Atlanta Business Chronicle							
I-14591	Atlanta Business Chronicle	R	6/13/2014			017999		
100 1570.523300.00	Advertising	Atlanta Business Chr		3,099.00				3,099.00
001517	Southern Premier Contractors,							
I-DUN-213	41 PERIMETER CENTER E HW1	R	6/13/2014			018000		
560 4320.522200.00	Repairs & Maintenance	41 PERIMETER CENTER		14,799.20				
I-DUN-214	41 PERIMETER CENTER E HW2	R	6/13/2014			018000		
560 4320.522200.00	Repairs & Maintenance	41 PERIMETER CENTER		3,016.10				
I-DUN-215	41 PERIMETER CENTER E HW3	R	6/13/2014			018000		
560 4320.522200.00	Repairs & Maintenance	41 PERIMETER CENTER		137.70				
I-DUN-216	41 PERIMETER CENTER E HW4	R	6/13/2014			018000		
560 4320.522200.00	Repairs & Maintenance	41 PERIMETER CENTER		21,406.40				
I-DUN-217	41 PERIMETER CENTER E HW5	R	6/13/2014			018000		
560 4320.522200.00	Repairs & Maintenance			25,286.80				
I-DUN-218	2473 Mount Vernon Rd CCTV	R	6/13/2014			018000		
560 4320.522200.00	Repairs & Maintenance	2473 Mount Vernon Rd		1,513.80				
I-DUN-219	CCTV for 2374 Fenhurst Pl	R	6/13/2014			018000		
560 4320.522200.00	Repairs & Maintenance	2374 Fenhurst Place		5,019.00				
I-DUN-220	CCTV for 2222 Peachtree N	R	6/13/2014			018000		
560 4320.522200.00	Repairs & Maintenance	CCTV for 2222 Peacht		1,112.50				
I-DUN-221	4845 Olde Village Ct CCTV	R	6/13/2014			018000		
560 4320.522200.00	Repairs & Maintenance	4845 Olde Village Ct		1,570.00				
I-DUN-222	Southern Premier Contractors,	R	6/13/2014			018000		
560 4320.522200.00	Repairs & Maintenance	Southern Premier Con		1,570.00				75,431.50
001542	Southeastern Engineering Inc (
I-14558	Southeastern Engineering Inc (R	6/13/2014			018001		
350 4200.541400.00	Infrastructure	Southeastern Enginee		4,500.00				4,500.00
001565	Georgia Development Partners,							
I-GD500-08-01	2425 MACLAREN CIRCLE 4/21	R	6/13/2014			018002		
560 4320.522200.00	Repairs & Maintenance	2425 MACLAREN CIRCLE		20,554.31				
I-GDP Pay 3	Georgia Development Partners,	R	6/13/2014			018002		
350 1565.541300.00	Buildings	Georgia Development		51,376.37				71,930.68
001605	Planners & Engineers Collabora							
I-31703	5063 TILLY MILL RD	R	6/13/2014			018003		
100 4200.521200.00	Prof Services	5063 TILLY MILL RD		2,537.05				2,537.05

VENDOR SET: 01 City of Dunwoody, GA
 BANK: 03 Suntrust Disbursement Acc
 DATE RANGE: 6/01/2014 THRU 6/30/2014

VENDOR I.D.	NAME	STATUS	CHECK DATE	AMOUNT	DISCOUNT	CHECK NO	CHECK STATUS	CHECK AMOUNT
001617	Johnson Landscape, Inc. dba Ve							
I-CSTEE-0009-00(28)4	Johnson Landscape, Inc. dba Ve	R	6/13/2014			018004		
250 4001.541400.09	TE09-Federal			Johnson Landscape, I	37,442.90			37,442.90
001635	Office of Commissioner of Insu							
I-66744-2014-05-27	Office of Commissioner of Insu	R	6/13/2014			018005		
100 6200.531230.00	Utilities			Office of Commission	50.00			50.00
001645	Hyland Software, Inc.							
I-266999	Hyland Software, Inc.	R	6/13/2014			018006		
100 1535.522200.00	Repairs & Maintenance			Hyland Software, Inc	2,499.73			2,499.73
001669	Georgia Municipal Association							
I-DUES 14-15	Georgia Municipal Association	R	6/13/2014			018007		
100 1511.523600.00	Dues & Fees			Georgia Municipal As	12,706.27			12,706.27
001690	Oldcastle Precast Inc.							
I-410124886	Oldcastle Precast Inc.	R	6/13/2014			018008		
560 4320.531100.00	Supplies			Oldcastle Precast In	734.90			
I-410124898	Oldcastle Precast Inc.	R	6/13/2014			018008		
560 4320.531100.00	Supplies			Oldcastle Precast In	298.20			
I-410125004	Oldcastle Precast Inc.	R	6/13/2014			018008		
560 4320.531100.00	Supplies			Oldcastle Precast In	734.90			1,768.00
001698	Palatine Technology Group							
I-10773	Palatine Technology Group	R	6/13/2014			018009		
100 3200.522200.01	Repairs & Maintenance-Software			Palatine Technology	1,295.00			1,295.00
001708	Georgia Fleet Sales							
I-6075	Georgia Fleet Sales	R	6/13/2014			018010		
100 3200.522200.00	Repairs & Maintenance			Georgia Fleet Sales	597.00			597.00
001713	Dunwoody Nature Center							
I-Beer Festival Sign	Dunwoody Nature Center	R	6/13/2014			018011		
100 0000.127103.00	Special Event Sign Dep Payable			Dunwoody Nature Cent	100.00			100.00
001723	Sprinkle Consulting, Inc.							
I-Invoice #2	PC BIKE LANE PLANS	R	6/13/2014			018012		
350 4200.541400.00	Infrastructure			PC BIKE LANE PLANS	290.00			290.00
001731	David Zagoria							
I-D00030904-05	David Zagoria	R	6/13/2014			018013		
100 2650.521200.04	Prof Svcs-Public Defender			David Zagoria	70.00			
I-D00033612-30905	David Zagoria	R	6/13/2014			018013		
100 2650.521200.04	Prof Svcs-Public Defender			David Zagoria	35.00			
I-D0003366	David Zagoria	R	6/13/2014			018013		
100 2650.521200.04	Prof Svcs-Public Defender			David Zagoria	70.00			175.00

VENDOR SET: 01 City of Dunwoody, GA
 BANK: 03 Suntrust Disbursement Acc
 DATE RANGE: 6/01/2014 THRU 6/30/2014

VENDOR I.D.	NAME	STATUS	CHECK DATE	AMOUNT	DISCOUNT	CHECK NO	CHECK STATUS	CHECK AMOUNT
001746	Christopher Oquwndo Photograph							
I-0514-0642	Christopher Oquwndo Photograph	R	6/13/2014			018014		
100 1570.521200.00	Professional Services	Christopher Oquwndo		300.00				300.00
001756	Georgia Snacks							
I-108	Georgia Snacks	R	6/13/2014			018015		
100 1540.512900.00	Other Employment Benefits	Georgia Snacks		800.00				800.00
001760	IMS Infrastructure Management							
I-14213-4	PVMT CONDITION ASSESSMENT	R	6/13/2014			018016		
100 4100.521200.00	Prof Svcs	PVMT CONDITION ASSES		1,773.20				1,773.20
001775	Tri Scapes, Inc.							
I-Drainage Proposal 1	Tri Scapes, Inc.	R	6/13/2014			018017		
560 4320.522200.00	Repairs & Maintenance	Tri Scapes, Inc.		16,006.52				16,006.52
001787	Optech RWM, LLC							
I-D0514	Optech RWM, LLC	R	6/13/2014			018018		
100 6200.522200.06	R&M-Parks	Optech RWM, LLC		25,149.90				
100 4200.522200.05	R&M - Right of Way Maint	Optech RWM, LLC		2,587.06				
350 4200.541400.00	Infrastructure	Optech RWM, LLC		727.60				28,464.56
001791	Presidio Network Solutions, In							
I-40419462	Presidio Network Solutions, In	R	6/13/2014			018019		
350 1535.522200.00	Repairs and Maintenance	Presidio Network Sol		1,298.00				
I-40419635	Presidio Network Solutions, In	R	6/13/2014			018019		
350 1535.522200.00	Repairs and Maintenance	Presidio Network Sol		769.50				
I-40420865	Presidio Network Solutions, In	R	6/13/2014			018019		
350 1535.522200.00	Repairs and Maintenance	Presidio Network Sol		1,436.72				
I-40422607	Presidio Network Solutions, In	R	6/13/2014			018019		
350 1535.522200.00	Repairs and Maintenance	Presidio Network Sol		1,160.25				
I-40423516	Presidio Network Solutions, In	R	6/13/2014			018019		
350 1535.522200.00	Repairs and Maintenance	Presidio Network Sol		7,387.40				
I-40423889	Presidio Network Solutions, In	R	6/13/2014			018019		
350 1535.522200.00	Repairs and Maintenance	Presidio Network Sol		534.80				12,586.67
001793	TOA, LLC							
I-Pay App 2	TOA, LLC	R	6/13/2014			018020		
350 6200.541200.00	Site improvements	TOA, LLC		57,480.05				
I-Pay App 3	TOA, LLC	R	6/13/2014			018020		
350 6200.541200.00	Site improvements	TOA, LLC		11,294.67				68,774.72
001797	Layne Inliner, LLC							
I-89062024	DUNOVER CIRCLE 36INCH	R	6/13/2014			018021		
560 4320.522200.00	Repairs & Maintenance	DUNOVER CIRCLE 36INC		8,764.00				
I-89062025	MT VERNON FOREST 21INCH	R	6/13/2014			018021		
560 4320.522200.00	Repairs & Maintenance	MT VERNON FOREST 21I		9,225.36				17,989.36

VENDOR SET: 01 City of Dunwoody, GA
 BANK: 03 Suntrust Disbursement Acc
 DATE RANGE: 6/01/2014 THRU 6/30/2014

VENDOR I.D.	NAME	STATUS	CHECK DATE	AMOUNT	DISCOUNT	CHECK NO	CHECK STATUS	CHECK AMOUNT
1	Blue Ribbon Services							
I-Blue Ribbon	Blue Ribbon Services:	R	6/13/2014			018022		
100 0000.316100.00	Business & Occupation Tax	Blue Ribbon Services		135.00				135.00
1	Disaster One							
I-Disaster One	Disaster One:	R	6/13/2014			018023		
100 0000.323100.00	Bldg Structures & Equipment	Disaster One:		815.00				815.00
1	Jason's Deli							
I-Jason's Deli	Jason's Deli:	R	6/13/2014			018024		
100 0000.122500.03	Deferred Rev-Conference	Jason's Deli:		5,134.74				5,134.74
1	Kevin Belford							
I-Kevin Belford	Kevin Belford:	R	6/13/2014			018025		
100 3200.522200.00	Repairs & Maintenance	Kevin Belford:		300.00				300.00
1	Kourtnei Hammond							
I-Kourtnei Hammond	Kourtnei Hammond:	R	6/13/2014			018026		
100 0000.347900.00	Pavilion Rentals	Kourtnei Hammond:		300.00				300.00
1	Michelle Levy							
I-Michelle Levy	Michelle Levy:	R	6/13/2014			018027		
100 0000.347900.00	Pavilion Rentals	Michelle Levy:		200.00				200.00
1	Samantha Walker							
I-Samantha Walker	Samantha Walker:	R	6/13/2014			018028		
100 0000.347900.00	Pavilion Rentals	Samantha Walker:		75.00				75.00
1	Veronica Oladeji							
I-Veronica Oladeji-2	Veronica Oladeji:	R	6/13/2014			018029		
100 0000.347900.00	Pavilion Rentals	Veronica Oladeji:		400.00				400.00
000021	Employment Screening Services							
I-196550	Employment Screening Services	R	6/27/2014			018030		
100 1540.521300.00	Technical Services	Employment Screening		12.00				12.00
000074	Standard Insurance							
I-July 2014	Standard Insurance	R	6/27/2014			018031		
100 1320.512100.00	Group Insurance	Standard Insurance		81.94				
100 1330.512100.00	Group Insurance	Standard Insurance		102.93				
100 1511.512100.00	Group Insurance	Standard Insurance		156.35				
100 4100.512100.00	Group Insurance	Standard Insurance		131.48				
100 2650.512100.00	Group Insurance	Standard Insurance		262.21				
100 3200.512100.00	Group Insurance	Standard Insurance		3,685.82				4,420.73

VENDOR SET: 01 City of Dunwoody, GA
 BANK: 03 Suntrust Disbursement Acc
 DATE RANGE: 6/01/2014 THRU 6/30/2014

VENDOR I.D.	NAME	STATUS	CHECK DATE	AMOUNT	DISCOUNT	CHECK NO	CHECK STATUS	CHECK AMOUNT
000094	WEX BANK							
I-37128147	WEX BANK	R	6/27/2014			018032		
100 3200.531270.00	Gasoline	WEX BANK		1,317.32				1,317.32
000151	Wolfe, Timothy W.							
I-May/June 2014	Wolfe, Timothy W.	R	6/27/2014			018033		
100 2650.521200.00	Prof Svcs	Wolfe, Timothy W.		1,050.00				1,050.00
000163	Metro Materials Inc.							
I-35428	Metro Materials Inc.	R	6/27/2014			018034		
560 4320.531100.00	Supplies	Metro Materials Inc.		1,340.28				1,340.28
000165	Vulcan Materials Company							
I-21212005217	Vulcan Materials Company	R	6/27/2014			018035		
560 4320.531100.00	Supplies	Vulcan Materials Com		405.13				
I-21212005357	Vulcan Materials Company	R	6/27/2014			018035		
560 4320.531100.00	Supplies	Vulcan Materials Com		952.50				1,357.63
000196	Georgia Management Agency, Inc							
I-58777	Georgia Management Agency, Inc	R	6/27/2014			018037		
560 4320.522200.00	Repairs & Maintenance	Georgia Management A		30,475.05				
100 4200.522200.02	R&M - Street Maintenance	Georgia Management A		35,231.50				
I-58808	Georgia Management Agency, Inc	R	6/27/2014			018037		
560 4320.522200.00	Repairs & Maintenance	Georgia Management A		25,899.58				
100 4200.522200.02	R&M - Street Maintenance	Georgia Management A		33,921.26				125,527.39
000211	GIRMA							
I-208768	GIRMA	R	6/27/2014			018038		
100 3200.523100.01	Claims	GIRMA		446.63				446.63
000211	GIRMA							
I-208812	GIRMA	R	6/27/2014			018039		
100 3200.523100.01	Claims	GIRMA		85.00				85.00
000211	GIRMA							
I-210286	GIRMA	R	6/27/2014			018040		
100 3200.523100.01	Claims	GIRMA		855.60				855.60
000245	FedEx							
I-2-673-42066	FedEx	R	6/27/2014			018041		
100 2650.523200.00	Communications	FedEx		26.83				
I-2-680-60007	FedEx	R	6/27/2014			018041		
100 3200.523200.00	Communications	FedEx		59.80				86.63

VENDOR SET: 01 City of Dunwoody, GA
 BANK: 03 Suntrust Disbursement Acc
 DATE RANGE: 6/01/2014 THRU 6/30/2014

VENDOR I.D.	NAME	STATUS	CHECK DATE	AMOUNT	DISCOUNT	CHECK NO	CHECK STATUS	CHECK AMOUNT
000269	DeKalb County Georgia							
I-011405804	DeKalb County Georgia	R	6/27/2014			018042		
100 6200.531230.00	Utilities	DeKalb County Georgi		734.54				734.54
000284	Aflac							
I-406848	Aflac	R	6/27/2014			018043		
100 0000.121300.18	AFLAC Deductions Payable	Aflac		1,306.12				1,306.12
000330	First Baptist Church of Atlant							
I-6/2/2014	First Baptist Church of Atlant	R	6/27/2014			018044		
100 3200.531100.01	Supplies-Explorer Program	First Baptist Church		637.50				637.50
001026	Guardian - Appleton							
I-July 2014	Guardian - Appleton	R	6/27/2014			018045		
100 1110.512100.00	Group Insurance	Guardian - Appleton		296.40				
100 1330.512100.00	Group Insurance	Guardian - Appleton		71.67				
100 1511.512100.00	Group Insurance	Guardian - Appleton		131.09				
100 2650.512100.00	Group Insurance	Guardian - Appleton		293.19				
100 3200.512100.00	Group Insurance	Guardian - Appleton		4,166.32				
100 4100.512100.00	Group Insurance	Guardian - Appleton		131.09				5,089.76
001097	US Department of Homeland Secu							
I-SAVE-333590	US Department of Homeland Secu	R	6/27/2014			018046		
100 1516.521300.00	Technical Services	US Department of Hom		25.00				25.00
001107	TerraMark							
I-T2012-007-7597	TerraMark	R	6/27/2014			018047		
350 6200.541200.00	Site improvements	TerraMark		5,000.00				5,000.00
001136	Sky Design							
I-39941	Sky Design	R	6/27/2014			018048		
350 4200.521200.00	Professional Services	Sky Design		500.00				500.00
001187	APG PCE, LLC							
I-July 2014-PC41-100	APG PCE, LLC	R	6/27/2014			018049		
100 0000.123310.00	Abated Rent	APG PCE, LLC		42,754.13				42,754.13
001221	CSU Command College							
I-David Barnes	CSU Command College	R	6/27/2014			018050		
100 3200.523700.00	Education & Training	CSU Command College		950.00				950.00
001252	SeeClickFix							
I-6116	SeeClickFix	R	6/27/2014			018051		
100 4100.522200.00	Repairs & Maintenance	SeeClickFix		10,000.00				10,000.00

VENDOR SET: 01 City of Dunwoody, GA
 BANK: 03 Suntrust Disbursement Acc
 DATE RANGE: 6/01/2014 THRU 6/30/2014

VENDOR I.D.	NAME	STATUS	CHECK DATE	AMOUNT	DISCOUNT	CHECK NO	CHECK STATUS	CHECK AMOUNT
001257	GMCCC							
I-2014-15 Annual-Rei	GMCCC	R	6/27/2014			018052		
100 2650.523600.00	Dues & Fees	GMCCC		180.00				180.00
001274	Nova Engineering and Environme							
I-93957	DVP CONST MATERIALS TEST	R	6/27/2014			018053		
350 4200.541400.00	Infrastructure	DVP CONST MATERIALS		5,280.00				
I-94883	DVP CONST MATERIALS TEST	R	6/27/2014			018053		
350 4200.541400.00	Infrastructure	DVP CONST MATERIALS		660.00				5,940.00
001275	LMI Systems, Inc							
I-1045944	LMI Systems, Inc	R	6/27/2014			018054		
100 6200.522200.06	R&M-Parks	LMI Systems, Inc		1,756.56				
I-1046178	BROOK RUN CONDUIT INSTALL	R	6/27/2014			018054		
100 6200.522200.06	R&M-Parks	BROOK RUN CONDUIT IN		5,000.00				
I-1046179	LMI Systems, Inc	R	6/27/2014			018054		
100 6200.531100.00	Supplies	LMI Systems, Inc		4,590.00				11,346.56
001333	E. Harriman Construction, Inc.							
I-0616-14	E. Harriman Construction, Inc.	R	6/27/2014			018055		
100 6200.522200.06	R&M-Parks	E. Harriman Construc		3,327.00				3,327.00
001414	Geo-Hydro Engineers, Inc.							
I-47227	Geo-Hydro Engineers, Inc.	R	6/27/2014			018056		
100 6200.521200.00	Professional Services	Geo-Hydro Engineers,		1,510.20				
I-47448	Geo-Hydro Engineers, Inc.	R	6/27/2014			018056		
100 6200.521200.00	Professional Services	Geo-Hydro Engineers,		1,850.15				
I-47452	Geo-Hydro Engineers, Inc.	R	6/27/2014			018056		
350 6200.541200.00	Site improvements	Geo-Hydro Engineers,		1,770.30				
I-47493	Geo-Hydro Engineers, Inc.	R	6/27/2014			018056		
350 4200.522200.00	Repairs & Maintenance	Geo-Hydro Engineers,		1,000.00				
I-47510	Geo-Hydro Engineers, Inc.	R	6/27/2014			018056		
100 6200.521200.00	Professional Services	Geo-Hydro Engineers,		340.70				
I-47512	Geo-Hydro Engineers, Inc.	R	6/27/2014			018056		
350 6200.541200.00	Site improvements	Geo-Hydro Engineers,		4,695.15				11,166.50
001415	Rite Way							
I-360326	Rite Way	R	6/27/2014			018057		
100 6200.522200.06	R&M-Parks	Rite Way		4,145.90				4,145.90
001421	Chattahoochee River 911 Author							
I-06/2014	Chattahoochee River 911 Author	R	6/27/2014			018058		
215 3800.571000.00	Intergovernmental-E911	Chattahoochee River		89,583.33				89,583.33

VENDOR SET: 01 City of Dunwoody, GA
 BANK: 03 Suntrust Disbursement Acc
 DATE RANGE: 6/01/2014 THRU 6/30/2014

VENDOR I.D.	NAME	STATUS	CHECK DATE	AMOUNT	DISCOUNT	CHECK NO	CHECK STATUS	CHECK AMOUNT
001444	Kenneth Wickham							
I-6/18/2014	Kenneth Wickham	R	6/27/2014			018059		
100 2650.521200.00	Prof Svcs	Kenneth Wickham		350.00				
I-6/4/2014	Kenneth Wickham	R	6/27/2014			018059		
100 2650.521200.00	Prof Svcs	Kenneth Wickham		350.00				700.00
001455	HATLANTA							
I-1631	HATLANTA	R	6/27/2014			018060		
100 3200.531100.01	Supplies-Explorer Program	HATLANTA		135.00				135.00
001491	Department of Natural Resource							
I-BR Trail	Department of Natural Resource	R	6/27/2014			018061		
350 6200.541200.00	Site improvements	Department of Natura		164.00				164.00
001517	Southern Premier Contractors,							
I-DUN-203	4754 VERMACK RIDGE	R	6/27/2014			018062		
560 4320.522200.00	Repairs & Maintenance	4754 VERMACK RIDGE		480.00				
I-DUN-204	1300 DWDY VILLAGE PKY	R	6/27/2014			018062		
560 4320.522200.00	Repairs & Maintenance	1300 DWDY VILLAGE PK		2,025.00				
I-DUN-208	5398 VERDON COURT	R	6/27/2014			018062		
560 4320.522200.00	Repairs & Maintenance	5398 VERDON COURT		1,470.00				
I-DUN-209	2487 DUNKERRIN LN	R	6/27/2014			018062		
560 4320.522200.00	Repairs & Maintenance	2487 DUNKERRIN LN		2,151.50				
I-DUN-210	110 PERIMETER CENTER PL	R	6/27/2014			018062		
560 4320.522200.00	Repairs & Maintenance	110 PERIMETER CENTER		1,820.00				
I-DUN-211	115 PERIMETER CENTER PL	R	6/27/2014			018062		
560 4320.522200.00	Repairs & Maintenance	115 PERIMETER CENTER		1,455.00				
I-DUN-212	5651 GLENRICH DRIVE	R	6/27/2014			018062		
560 4320.522200.00	Repairs & Maintenance	5651 GLENRICH DRIVE		934.00				
I-DUN-223	2204 Cherring Lane Repair	R	6/27/2014			018062		
560 4320.522200.00	Repairs & Maintenance	2204 Cherring Lane R		13,894.76				24,230.26
001542	Southeastern Engineering Inc (
I-14763	Southeastern Engineering Inc (R	6/27/2014			018063		
350 4200.541400.00	Infrastructure	Southeastern Enginee		10,500.00				10,500.00
001557	Enterprise Leasing Company of							
I-7500-0231-0935	Enterprise Leasing Company of	R	6/27/2014			018064		
100 3200.531100.01	Supplies-Explorer Program	Enterprise Leasing C		101.20				
I-7500-0242-7186	Enterprise Leasing Company of	R	6/27/2014			018064		
100 3200.531100.01	Supplies-Explorer Program	Enterprise Leasing C		202.40				
I-9000-0342-1252	Enterprise Leasing Company of	R	6/27/2014			018064		
100 3200.531100.01	Supplies-Explorer Program	Enterprise Leasing C		82.77				
I-9005-7299-045	Enterprise Leasing Company of	R	6/27/2014			018064		
100 0000.122500.03	Deferred Rev-Conference	Enterprise Leasing C		269.46				655.83

VENDOR SET: 01 City of Dunwoody, GA
 BANK: 03 Suntrust Disbursement Acc
 DATE RANGE: 6/01/2014 THRU 6/30/2014

VENDOR I.D.	NAME	STATUS	CHECK DATE	AMOUNT	DISCOUNT	CHECK NO	CHECK STATUS	CHECK AMOUNT
001565	Georgia Development Partners, I-Pay App 15 350 6200.541200.00							
	Georgia Development Partners, Site improvements	R	6/27/2014	37,971.02		018065		37,971.02
00159b	Pitney Bowes Global Financial I-9938656-JN14 100 1565.522300.00							
	Pitney Bowes Global Financial Rentals	R	6/27/2014	771.00		018066		771.00
001605	Planners & Engineers Collabora I-31807 350 6200.541200.00							
	Planners & Engineers Collabora Site improvements	R	6/27/2014	1,688.51		018067		1,688.51
001625	5Guys Contracting, LLC I-1014-1 100 6200.522200.06							
	5Guys Contracting, LLC R&M-Parks	R	6/27/2014	1,500.00		018068		1,500.00
001656	De Lage Landen I-41768639 100 3200.522300.00							
	De Lage Landen Rentals	R	6/27/2014	304.00		018069		304.00
001673	Aerial Innovations of Ga., Inc I-43776 100 7000.521300.00							
	Aerial Innovations of Ga., Inc Technical Svcs	R	6/27/2014	94.50		018070		
	Aerial Innovations of Ga., Inc Technical Svcs	R	6/27/2014	91.50		018070		
	Aerial Innovations of Ga., Inc Technical Svcs	R	6/27/2014	94.50		018070		
	Aerial Innovations of Ga., Inc Technical Svcs	R	6/27/2014	91.50		018070		372.00
001712	Mulkey, Inc. I-13 350 4200.541400.00							
	DESIGN MT VERNON/VERMACK Infrastructure	R	6/27/2014	4,448.94		018071		4,448.94
001723	Sprinkle Consulting, Inc. I-3 350 4200.541400.00							
	PC BIKE LANE PLANS Infrastructure	R	6/27/2014	935.00		018072		935.00
001732	AT&T Mobility Attn: Tina Fisch I-070155-0314 215 3800.523200.00							
	AT&T Mobility Attn: Anne Schm Communications	R	6/27/2014	6,152.40		018073		6,152.40
001754	Dunwoody Country Club I-9701-2014 100 1110.531300.00							
	Dunwoody Country Club Food	R	6/27/2014	47.08		018074		47.08

VENDOR SET: 01 City of Dunwoody, GA

BANK: 03 Suntrust Disbursement Acc

DATE RANGE: 6/01/2014 THRU 6/30/2014

VENDOR I.D.	NAME	STATUS	CHECK DATE	AMOUNT	DISCOUNT	CHECK NO	CHECK STATUS	CHECK AMOUNT
001758	Corporate Health Partners, LLC							
I-3221	Corporate Health Partners, LLC	R	6/27/2014			018075		
100 1540.512900.00	Other Employment Benefits	Corporate Health Par		2,713.33				2,713.33
001769	Trace Security							
I-8295	Trace Security	R	6/27/2014			018076		
100 1535.521300.00	Technical Services	Trace Security		1,460.74				1,460.74
001772	RDS							
I-4910	RDS	R	6/27/2014			018077		
100 0000.316100.00	Business & Occupation Tax	RDS		5,303.78				5,303.78
001775	Tri Scapes, Inc.							
I-14-1820	Tri Scapes, Inc.	R	6/27/2014			018078		
350 6200.541200.00	Site improvements	Tri Scapes, Inc.		121,184.63				121,184.63
001784	Peak Democracy, Inc.							
I-451	Peak Democracy, Inc.	R	6/27/2014			018079		
100 1570.521300.00	Technical Services	Peak Democracy, Inc.		2,250.00				2,250.00
001791	Presidio Network Solutions, In							
I-55502548	Presidio Network Solutions, In	R	6/27/2014			018080		
350 1535.522200.00	Repairs and Maintenance	Presidio Network Sol		694.38				694.38
001799	Colliers International - Atlan							
I-June 17 2014	Colliers International - Atlan	R	6/27/2014			018081		
100 0000.381100.00	Rental Commissions	Colliers Internation		247.50				247.50
001801	Creative Impressions, LLC							
I-1594	Creative Impressions, LLC	R	6/27/2014			018082		
350 4200.521200.00	Professional Services	Creative Impressions		6,809.49				6,809.49
001813	A Creative Experience, LLC							
I-1001580	A Creative Experience, LLC	R	6/27/2014			018083		
100 1512.523400.00	Printing & Binding	A Creative Experienc		1,360.00				1,360.00
001816	Southern Grinding Service, LLC							
I-COD-001	Southern Grinding Service, LLC	R	6/27/2014			018084		
100 4200.522200.02	R&M - Street Maintenance	Southern Grinding Se		2,400.00				2,400.00
001817	Dekalb County Probate Court							
I-1986-01738-011	Dekalb County Probate Court	R	6/27/2014			018085		
100 1530.521200.01	Prof Svcs-Legal	Dekalb County Probat		60.00				
I-1986-01738-013	Dekalb County Probate Court	R	6/27/2014			018085		
100 1530.521200.01	Prof Svcs-Legal	Dekalb County Probat		50.00				110.00

VENDOR SET: 01 City of Dunwoody, GA
 BANK: 03 Suntrust Disbursement Acc
 DATE RANGE: 6/01/2014 THRU 6/30/2014

VENDOR I.D.	NAME	STATUS	CHECK DATE	AMOUNT	DISCOUNT	CHECK NO	CHECK STATUS	CHECK AMOUNT
001819	Master Cartridge Corporation							
I-12087	Master Cartridge Corporation	R	6/27/2014			018086		
100 3200.531100.01	Supplies-Explorer Program	Master Cartridge Cor		510.00				510.00
1	CSUS							
I-CSUS-Amanda Head	CSUS:	R	6/27/2014			018087		
100 3200.523700.00	Education & Training	CSUS:		60.00				60.00
1	CSUS							
I-CSUS-Amanda Head-2	CSUS:	R	6/27/2014			018088		
100 3200.523700.00	Education & Training	CSUS:		60.00				60.00
1	Generation Orbit							
I-Generation Orbit	Generation Orbit:	R	6/27/2014			018089		
100 0000.347900.00	Pavillion Rentals	Generation Orbit:		200.00				200.00
1	Granville Pictures Inc							
I-Granville Pictures	Granville Pictures Inc:	R	6/27/2014			018090		
100 0000.127103.00	Special Event Sign Dep Payable	Granville Pictures I		100.00				100.00
1	Kevin Belford							
I-Kevin Belford-2	Kevin Belford:	R	6/27/2014			018091		
100 3200.522200.02	Repairs & Maintenance-Vehicle	Kevin Belford:		300.00				300.00
1	Megan Michelson							
I-Megan Michelson	Megan Michelson:	R	6/27/2014			018092		
100 0000.347900.00	Pavillion Rentals	Megan Michelson:		200.00				200.00
1	Michael Starling							
I-Michael Starling-3	Michael Starling:	R	6/27/2014			018093		
100 7500.523500.00	Travel	Michael Starling:		26.00				
100 7500.531300.00	Food	Michael Starling:		265.38				
100 7500.523600.00	Dues & Fees	Michael Starling:		128.00				419.38
1	Rebecca Keefer							
I-Rebecca Keefer-3	Rebecca Keefer:	R	6/27/2014			018094		
100 7000.531300.00	Food	Rebecca Keefer:		24.61				24.61
1	Shahrzad Govahi-Kashari							
I-Shahrzad Govahi-Ka	Shahrzad Govahi-Kashari:	R	6/27/2014			018095		
212 0000.127101.00	Seized Funds Payable	Shahrzad Govahi-Kash		140.00				140.00
1	Steve Foote							
I-Steve Foote	Steve Foote:	R	6/27/2014			018096		
100 7000.523500.00	Travel	Steve Foote:		6.00				6.00

VENDOR SET: 01 City of Dunwoody, GA
 BANK: 03 Suntrust Disbursement Acc
 DATE RANGE: 6/01/2014 THRU 6/30/2014

VENDOR I.D.	NAME	STATUS	CHECK DATE	AMOUNT	DISCOUNT	CHECK NO	CHECK STATUS	CHECK AMOUNT
* * T O T A L S * *								
		NO		INVOICE AMOUNT		DISCOUNTS		CHECK AMOUNT
	REGULAR CHECKS:	145		2,340,979.63		0.00		2,340,979.63
	HAND CHECKS:	0		0.00		0.00		0.00
	DRAFTS:	13		619,895.66		0.00		619,895.66
	EFT:	0		0.00		0.00		0.00
	NON CHECKS:	0		0.00		0.00		0.00
	VOID CHECKS:	0	VOID DEBITS	0.00				
			VOID CREDITS	0.00	0.00	0.00		
TOTAL ERRORS: 0								

** G/L ACCOUNT TOTALS **

G/L ACCOUNT	NAME	AMOUNT
100 0000.121110.00	PCard A/P Control	117,260.28
100 0000.121300.12	EE-Vision Payable	402.44
100 0000.121300.15	POAB Deduction Payable	640.00
100 0000.121300.16	Flex Spending Ded Payable	2,685.36
100 0000.121300.18	AFLAC Deductions Payable	1,306.12
100 0000.122500.03	Deferred Rev-Conference	5,404.20
100 0000.123310.00	Abated Rent	42,754.13
100 0000.127103.00	Special Event Sign Dep Payable	200.00
100 0000.316100.00	Business & Occupation Tax	5,438.78
100 0000.323100.00	Bldg Structures & Equipment	815.00
100 0000.347900.00	Pavilion Rentals	1,375.00
100 0000.381100.00	Rental Commissions	247.50
100 1110.512100.00	Group Insurance	3,731.38
100 1110.523100.00	Property/Liability Insurance	24,007.00
100 1110.523200.00	Communications	99.18
100 1110.531300.00	Food	47.08
100 1320.512100.00	Group Insurance	81.94
100 1320.523200.00	Communications	136.69
100 1330.512100.00	Group Insurance	1,190.58
100 1330.523200.00	Communications	92.19
100 1511.512100.00	Group Insurance	1,763.03
100 1511.521100.01	Official/Admin Svcs	208,332.84
100 1511.521300.00	Technical Services	50.00
100 1511.523100.00	Property/Liability Insurance	8,634.50
100 1511.523200.00	Communications	97.18
100 1511.523600.00	Dues & Fees	12,706.27
100 1512.521200.00	Professional Services	3,750.00
100 1512.522200.00	Repairs & Maintenance	13,669.36
100 1512.523400.00	Printing & Binding	1,360.00

VENDOR SET: 01 City of Dunwoody, GA
 BANK: 03 Suntrust Disbursement Acc
 DATE RANGE: 6/01/2014 THRU 6/30/2014

** G/L ACCOUNT TOTALS **

G/L ACCOUNT	NAME	AMOUNT
100 1516.521300.00	Technical Services	25.00
100 1530.521200.01	Prof Svcs-Legal	12,610.00
100 1530.521200.02	Prof Svcs-Litigation	338.72
100 1535.521100.01	Official/Admin Svcs	25,805.13
100 1535.521300.00	Technical Services	1,460.74
100 1535.522200.00	Repairs & Maintenance	2,499.73
100 1535.523200.00	Communications	224.15
100 1540.512900.00	Other Employment Benefits	3,513.33
100 1540.521300.00	Technical Services	12.00
100 1565.522300.00	Rentals	1,504.00
100 1565.531230.00	Electricity	2,388.17
100 1565.531600.00	Small Equipment	157.83
100 1570.521100.01	Official/Admin Svcs	49,830.50
100 1570.521200.00	Professional Services	3,204.25
100 1570.521300.00	Technical Services	2,250.00
100 1570.523300.00	Advertising	3,099.00
100 2650.512100.00	Group Insurance	3,469.75
100 2650.521200.00	Prof Svcs	3,150.00
100 2650.521200.03	Prof Svcs-Court Solicitor	7,510.00
100 2650.521200.04	Prof Svcs-Public Defender	616.00
100 2650.521300.00	Technical Svcs	439.18
100 2650.523200.00	Communications	87.50
100 2650.523600.00	Dues & Fees	180.00
100 3200.512100.00	Group Insurance	64,393.66
100 3200.521300.00	Technical Svcs	430.27
100 3200.522200.00	Repairs & Maintenance	897.00
100 3200.522200.01	Repairs & Maintenance-Software	1,295.00
100 3200.522200.02	Repairs & Maintenance-Vehicle	300.00
100 3200.522300.00	Rentals	304.00
100 3200.523100.00	Property/Liability Insurance	42,537.00
100 3200.523100.01	Claims	1,387.23
100 3200.523200.00	Communications	3,705.89
100 3200.523600.00	Dues & Fees	250.00
100 3200.523700.00	Education & Training	1,070.00
100 3200.531100.01	Supplies-Explorer Program	1,668.87
100 3200.531270.00	Gasoline	21,332.65
100 4100.512100.00	Group Insurance	1,738.16
100 4100.521100.01	Official/Admin Svcs	42,500.00
100 4100.521200.00	Prof Svcs	6,348.20
100 4100.522200.00	Repairs & Maintenance	10,000.00
100 4100.523200.00	Communications	98.68
100 4100.531230.00	Electricity	36,743.28
100 4200.521200.00	Prof Services	2,537.05
100 4200.522200.02	R&M - Street Maintenance	72,302.76
100 4200.522200.05	R&M - Right of Way Maint	2,587.06
100 4200.531100.00	Supplies	5,933.80

VENDOR SET: 01 City of Dunwoody, GA
 BANK: 03 Suntrust Disbursement Acc
 DATE RANGE: 6/01/2014 THRU 6/30/2014

** G/L ACCOUNT TOTALS **

G/L ACCOUNT	NAME	AMOUNT
100 6200.521100.01	Official/Admin Svcs	20,833.30
100 6200.521200.00	Professional Services	3,701.05
100 6200.522200.06	R&M-Parks	54,596.83
100 6200.523100.00	Property/Liability Insurance	11,585.50
100 6200.523200.00	Communications	38.01
100 6200.531100.00	Supplies	11,470.00
100 6200.531230.00	Utilities	10,786.64
100 7000.521100.01	Official/Admin Svcs	132,250.00
100 7000.521300.00	Technical Svcs	372.00
100 7000.523500.00	Travel	6.00
100 7000.531300.00	Food	24.61
100 7500.523500.00	Travel	26.00
100 7500.523600.00	Dues & Fees	128.00
100 7500.531300.00	Food	265.38
	*** FUND TOTAL ***	1,149,096.89
212 0000.127101.00	Seized Funds Payable	140.00
212 0000.351320.00	Cash Confiscation	446.50
212 3200.521300.00	Technical Services	36.29
212 3200.531600.00	Small Equipment	5,584.99
	*** FUND TOTAL ***	6,207.78
215 3800.523200.00	Communications	6,152.40
215 3800.571000.00	Intergovernmental-E911	89,583.33
	*** FUND TOTAL ***	95,735.73
250 4001.541400.09	TE09-Federal	37,442.90
	*** FUND TOTAL ***	37,442.90
350 1535.522200.00	Repairs and Maintenance	13,281.05
350 1565.541300.00	Buildings	51,376.37
350 4200.521200.00	Professional Services	7,309.49
350 4200.522200.00	Repairs & Maintenance	1,000.00
350 4200.541400.00	Infrastructure	34,833.54
350 6200.521200.00	Professional Services	951.25
350 6200.541200.00	Site improvements	254,592.33
350 6200.541400.00	Infrastructure	3,000.00
	*** FUND TOTAL ***	366,344.03
405 8000.581200.01	Lease Principal	1,000,000.00
	*** FUND TOTAL ***	1,000,000.00
560 4320.521100.01	Official/Admin Svcs	20,000.00
560 4320.521200.09	Prof Svcs-Stormwater	56.29
560 4320.522200.00	Repairs & Maintenance	278,775.23
560 4320.531100.00	Supplies	7,216.44
	*** FUND TOTAL ***	306,047.96

VENDOR SET:	BANK:	TOTALS:	NO	INVOICE AMOUNT	DISCOUNTS	CHECK AMOUNT
VENDOR SET: 01	BANK: 03	TOTALS:	158	2,960,875.29	0.00	2,960,875.29
BANK: 03	TOTALS:		158	2,960,875.29	0.00	2,960,875.29

VENDOR SET: 01 City of Dunwoody, GA
 BANK: 05 Suntrust Municipal Court
 DATE RANGE: 6/01/2014 THRU 6/30/2014

VENDOR I.D.	NAME	STATUS	CHECK DATE	AMOUNT	DISCOUNT	CHECK NO	CHECK STATUS	CHECK AMOUNT
000278	DeKalb State Court							
I-D00028893	DeKalb State Court	R	6/13/2014			202745		
745 0000.121500.01	Jail Bonds Payable	DeKalb State Court		600.00				600.00
000278	DeKalb State Court							
I-D00029892-95	DeKalb State Court	R	6/13/2014			202746		
745 0000.121500.01	Jail Bonds Payable	DeKalb State Court		200.00				200.00
000278	DeKalb State Court							
I-D00031471	DeKalb State Court	R	6/13/2014			202747		
745 0000.121500.01	Jail Bonds Payable	DeKalb State Court		350.00				350.00
000278	DeKalb State Court							
I-D00035073	DeKalb State Court	R	6/13/2014			202748		
745 0000.121500.01	Jail Bonds Payable	DeKalb State Court		350.00				350.00
000278	DeKalb State Court							
I-D00035309	DeKalb State Court	R	6/13/2014			202749		
745 0000.121500.01	Jail Bonds Payable	DeKalb State Court		350.00				350.00
1	C & F BONDING,							
I-000201406062491	C & F BONDING,:	R	6/13/2014			202750		
745 0000.121500.01	Jail Bonds Payable	Bond Refund:D0002460		1,460.00				1,460.00
1	TYNDALL, JERRY							
I-000201406062492	TYNDALL, JERRY:	R	6/13/2014			202751		
745 0000.121500.01	Jail Bonds Payable	Bond Refund:D0003237		730.00				730.00
1	FRECHETTE, TERENCE L							
I-000201406062493	FRECHETTE, TERENCE L:	R	6/13/2014			202752		
745 0000.121500.01	Jail Bonds Payable	Bond Refund:D0003004		178.00				178.00
1	IMANI, FARHANG							
I-000201406062494	IMANI, FARHANG:	R	6/13/2014			202753		
745 0000.121500.01	Jail Bonds Payable	Bond Refund:D0003263		950.00				
745 0000.121500.01	Jail Bonds Payable	Bond Refund:D0003263		150.00				1,100.00
1	WASHINGTON, LAKETRA M							
I-000201406062495	WASHINGTON, LAKETRA M:	R	6/13/2014			202754		
745 0000.121500.01	Jail Bonds Payable	Bond Refund:D0003281		350.00				350.00
1	HINES, STEVE SANTWON JR							
I-000201406062496	HINES, STEVE SANTWON JR:	R	6/13/2014			202755		
745 0000.121500.01	Jail Bonds Payable	Bond Refund:D0003317		350.00				350.00

VENDOR SET: 01 City of Dunwoody, GA
 BANK: 05 Suntrust Municipal Court
 DATE RANGE: 6/01/2014 THRU 6/30/2014

VENDOR I.D.	NAME	STATUS	CHECK DATE	AMOUNT	DISCOUNT	CHECK NO	CHECK STATUS	CHECK AMOUNT
1	TOUFALA, ABDESSALAM							
I-000201406062497	TOUFALA, ABDESSALAM:	R	6/13/2014			202756		
745 0000.121500.01	Jail Bonds Payable	Bond Refund:D0003351		100.00				100.00
1	SLOAN, JEREMIAH B							
I-000201406062498	SLOAN, JEREMIAH B:	R	6/13/2014			202757		
745 0000.121500.01	Jail Bonds Payable	Bond Refund:D0003411		350.00				350.00
1	SAMUELS, SHAYLYNN							
I-000201406062499	SAMUELS, SHAYLYNN:	R	6/13/2014			202758		
745 0000.121500.01	Jail Bonds Payable	Bond Refund:22374		178.00				
745 0000.121500.01	Jail Bonds Payable	Bond Refund:22375		400.00				578.00
1	LAMMERS, AMY R							
I-000201406062500	LAMMERS, AMY R:	R	6/13/2014			202759		
745 0000.121500.01	Jail Bonds Payable	Bond Refund:D0003455		350.00				350.00
1	JORDAN, KENNETH LEE							
I-000201406062501	JORDAN, KENNETH LEE:	R	6/13/2014			202760		
745 0000.121500.01	Jail Bonds Payable	Bond Refund:D0003514		250.00				250.00
1	RUIZ, MICHEAL							
I-000201406062502	RUIZ, MICHEAL:	R	6/13/2014			202761		
745 0000.121500.01	Jail Bonds Payable	Bond Refund:D0003517		178.00				
745 0000.121500.01	Jail Bonds Payable	Bond Refund:D0003517		400.00				578.00
1	GORDEN, DEMETRICA RENA							
I-000201406062503	GORDEN, DEMETRICA RENA:	R	6/13/2014			202762		
745 0000.121500.01	Jail Bonds Payable	Bond Refund:D0003524		250.00				250.00
1	RODRIGUEZ-FUENTES, OSIRIS LIZ							
I-000201406062504	RODRIGUEZ-FUENTES, OSIRIS LIZ:	R	6/13/2014			202763		
745 0000.121500.01	Jail Bonds Payable	Bond Refund:D0003526		730.00				730.00
1	LAND, GREGORY JOVAN							
I-000201406062505	LAND, GREGORY JOVAN:	R	6/13/2014			202764		
745 0000.121500.01	Jail Bonds Payable	Bond Refund:D0003527		350.00				350.00
1	RADILLA MALDONADO, JOSE LUIS							
I-000201406062506	RADILLA MALDONADO, JOSE LUIS:	R	6/13/2014			202765		
745 0000.121500.01	Jail Bonds Payable	Bond Refund:D0003528		730.00				
745 0000.121500.01	Jail Bonds Payable	Bond Refund:D0003528		178.00				908.00

VENDOR SET: 01 City of Dunwoody, GA
 BANK: 05 Suntrust Municipal Court
 DATE RANGE: 6/01/2014 THRU 6/30/2014

VENDOR I.D.	NAME	STATUS	CHECK DATE	AMOUNT	DISCOUNT	CHECK NO	CHECK STATUS	CHECK AMOUNT
1	MOORE, BRUCE H							
I-000201406062507	MOORE, BRUCE H:	R	6/13/2014			202766		
745 0000.121500.01	Jail Bonds Payable	Bond Refund:D0003529		350.00				350.00
000116	DeKalb County Finance Dept.							
I-May 2014	DeKalb County Finance Dept.	R	6/27/2014			202767		
745 0000.121800.00	Due to State Agencies	DeKalb County Financ		5,612.31				5,612.31
000118	Peace Officers'							
I-May 2014-2	Peace Officers'	R	6/27/2014			202768		
745 0000.121800.00	Due to State Agencies	Peace Officers'		5,239.29				5,239.29
000146	GSCCCA							
I-May 2014	GSCCCA	R	6/27/2014			202769		
745 0000.121800.00	Due to State Agencies	GSCCCA		24,643.40				24,643.40
000278	DeKalb State Court							
I-D00030148	DeKalb State Court	R	6/27/2014			202770		
745 0000.121500.01	Jail Bonds Payable	DeKalb State Court		2,050.00				2,050.00
000278	DeKalb State Court							
I-D000319443	DeKalb State Court	R	6/27/2014			202771		
745 0000.121500.01	Jail Bonds Payable	DeKalb State Court		350.00				350.00
000278	DeKalb State Court							
I-D00032877	DeKalb State Court	R	6/27/2014			202772		
745 0000.121500.01	Jail Bonds Payable	DeKalb State Court		350.00				350.00
000278	DeKalb State Court							
I-D00033083-86	DeKalb State Court	R	6/27/2014			202773		
745 0000.121500.01	Jail Bonds Payable	DeKalb State Court		1,628.00				1,628.00
000278	DeKalb State Court							
I-D00034527-28	DeKalb State Court	R	6/27/2014			202774		
745 0000.121500.01	Jail Bonds Payable	DeKalb State Court		880.00				880.00
000278	DeKalb State Court							
I-D00035482-85	DeKalb State Court	R	6/27/2014			202775		
745 0000.121500.01	Jail Bonds Payable	DeKalb State Court		2,430.00				2,430.00
000278	DeKalb State Court							
I-D00035656	DeKalb State Court	R	6/27/2014			202776		
745 0000.121500.01	Jail Bonds Payable	DeKalb State Court		350.00				350.00

VENDOR SET: 01 City of Dunwoody, GA
 BANK: 05 Suntrust Municipal Court
 DATE RANGE: 6/01/2014 THRU 6/30/2014

VENDOR I.D.	NAME	STATUS	CHECK DATE	AMOUNT	DISCOUNT	CHECK NO	CHECK STATUS	CHECK AMOUNT
001062	DeKalb Co Drug Abuse Treatment							
I-May 2014	DeKalb Co Drug Abuse Treatment	R	6/27/2014			202777		
745 0000.121800.00	Due to State Agencies	DeKalb Co Drug Abuse		1,265.25				1,265.25
1	NEWLAND, CHRISTOPHER E							
I-000201406202508	NEWLAND, CHRISTOPHER E:	R	6/27/2014			202778		
745 0000.121500.01	Jail Bonds Payable	Bond Refund:D0003535		350.00				350.00
1	WILSON, MORGAN							
I-000201406202509	WILSON, MORGAN:	R	6/27/2014			202779		
745 0000.121500.01	Jail Bonds Payable	Bond Refund:D0003221		350.00				350.00
1	OZAWA, TOMOKO							
I-000201406202510	OZAWA, TOMOKO:	R	6/27/2014			202780		
745 0000.121500.01	Jail Bonds Payable	Bond Refund:D0003268		339.50				339.50
1	PAGAN-RAMOS, FERNADO J							
I-000201406202511	PAGAN-RAMOS, FERNADO J:	R	6/27/2014			202781		
745 0000.121500.01	Jail Bonds Payable	Bond Refund:D0003286		350.00				350.00
1	SENN, JOSEPH PATRICK							
I-000201406202512	SENN, JOSEPH PATRICK:	R	6/27/2014			202782		
745 0000.121500.01	Jail Bonds Payable	Bond Refund:D0003330		350.00				350.00
1	MILLER, ERIC L							
I-000201406202513	MILLER, ERIC L:	R	6/27/2014			202783		
745 0000.121500.01	Jail Bonds Payable	Bond Refund:D0003344		730.00				730.00
1	REED, EDWARD							
I-000201406202514	REED, EDWARD:	R	6/27/2014			202784		
745 0000.121500.01	Jail Bonds Payable	Bond Refund:D0003344		950.00				950.00
1	EDWARDS, CHARLENE DENISE							
I-000201406202515	EDWARDS, CHARLENE DENISE:	R	6/27/2014			202785		
745 0000.121500.01	Jail Bonds Payable	Bond Refund:D0003365		400.00				400.00
1	REDDING, JOEL MICHAEL							
I-000201406202516	REDDING, JOEL MICHAEL:	R	6/27/2014			202786		
745 0000.121500.01	Jail Bonds Payable	Bond Refund:D0003363		15.00				15.00
1	SPENCER, LAWRENCE VERNON							
I-000201406202517	SPENCER, LAWRENCE VERNON:	R	6/27/2014			202787		
745 0000.121500.01	Jail Bonds Payable	Bond Refund:D0003428		4.00				4.00

VENDOR SET: 01 City of Dunwoody, GA
 BANK: 05 Suntrust Municipal Court
 DATE RANGE: 6/01/2014 THRU 6/30/2014

VENDOR I.D.	NAME	STATUS	CHECK DATE	AMOUNT	DISCOUNT	CHECK NO	CHECK STATUS	CHECK AMOUNT
1	ADMASU, MENNA							
I-000201406202518	ADMASU, MENNA:	R	6/27/2014			202788		
745 0000.121500.01	Jail Bonds Payable	Bond Refund:D0003448		350.00				350.00
1	OKAFOR, JULIANA NONYELUM							
I-000201406202519	OKAFOR, JULIANA NONYELUM:	R	6/27/2014			202789		
745 0000.121500.01	Jail Bonds Payable	Bond Refund:20778		533.00				533.00
1	CALIXTO, JULIE							
I-000201406202520	CALIXTO, JULIE:	R	6/27/2014			202790		
745 0000.121500.01	Jail Bonds Payable	Bond Refund:D0003518		730.00				730.00
1	GOHIER JR, CURTIS PUNOHO							
I-000201406202521	GOHIER JR, CURTIS PUNOHO:	R	6/27/2014			202791		
745 0000.121500.01	Jail Bonds Payable	Bond Refund:D0003541		350.00				350.00
1	LOPEZ-PEREZ, ALAN O							
I-000201406202522	LOPEZ-PEREZ, ALAN O:	R	6/27/2014			202792		
745 0000.121500.01	Jail Bonds Payable	Bond Refund:D0003542		500.00				
745 0000.121500.01	Jail Bonds Payable	Bond Refund:D0003542		730.00				1,230.00
1	DONEFF, BARBARA ANN							
I-000201406202523	DONEFF, BARBARA ANN:	R	6/27/2014			202793		
745 0000.121500.01	Jail Bonds Payable	Bond Refund:D0003565		350.00				350.00
1	FIGUEROA, DANIEL E							
I-000201406202524	FIGUEROA, DANIEL E:	R	6/27/2014			202794		
745 0000.121500.01	Jail Bonds Payable	Bond Refund:D0003568		23.00				
745 0000.121500.01	Jail Bonds Payable	Bond Refund:D0003568		400.00				423.00
1	WILLIAMS, PATRICK AARON							
I-000201406202525	WILLIAMS, PATRICK AARON:	R	6/27/2014			202795		
745 0000.121500.01	Jail Bonds Payable	Bond Refund:D0003569		350.00				350.00
1	HORNE, LORI CLOWERS							
I-000201406202526	HORNE, LORI CLOWERS:	R	6/27/2014			202796		
745 0000.121500.01	Jail Bonds Payable	Bond Refund:D0003569		200.00				200.00
1	REIS-PEREIRA, PAULO							
I-000201406202527	REIS-PEREIRA, PAULO:	R	6/27/2014			202797		
745 0000.121500.01	Jail Bonds Payable	Bond Refund:D0003571		350.00				350.00
1	LOPEZ-VALENZUELA, MITZY Z							
I-000201406202528	LOPEZ-VALENZUELA, MITZY Z:	R	6/27/2014			202798		
745 0000.121500.01	Jail Bonds Payable	Bond Refund:D0003571		500.00				500.00

VENDOR SET: 01 City of Dunwoody, GA
 BANK: 05 Suntrust Municipal Court
 DATE RANGE: 6/01/2014 THRU 6/30/2014

VENDOR I.D.	NAME	STATUS	CHECK DATE	AMOUNT	DISCOUNT	CHECK NO	CHECK STATUS	CHECK AMOUNT
1	QASEM, NASREIN MOHAMMED	RATE						
I-000201406202529	QASEM, NASREIN MOHAMMED	RATE: R	6/27/2014			202799		
745 0000.121500.01	Jail Bonds Payable	Bond Refund:23159		908.00				908.00
1	RINGER, TAWANNA M							
I-000201406202530	RINGER, TAWANNA M:	R	6/27/2014			202800		
745 0000.121500.01	Jail Bonds Payable	Bond Refund:02194A		550.00				
745 0000.121500.01	Jail Bonds Payable	Bond Refund:02194A		550.00CR				
745 0000.121500.01	Jail Bonds Payable	Bond Refund:02194A		550.00				
745 0000.121500.01	Jail Bonds Payable	Bond Refund:02194A		550.00CR				
745 0000.121500.01	Jail Bonds Payable	Bond Refund:02194A		550.00				550.00

* * T O T A L S * *

	NO	INVOICE AMOUNT	DISCOUNTS	CHECK AMOUNT
REGULAR CHECKS:	56	66,272.75	0.00	66,272.75
HAND CHECKS:	0	0.00	0.00	0.00
DRAFTS:	0	0.00	0.00	0.00
EFT:	0	0.00	0.00	0.00
NON CHECKS:	0	0.00	0.00	0.00
VOID CHECKS:	0	VOID DEBITS 0.00		
		VOID CREDITS 0.00	0.00	0.00

TOTAL ERRORS: 0

** G/L ACCOUNT TOTALS **

G/L ACCOUNT	NAME	AMOUNT
745 0000.121500.01	Jail Bonds Payable	29,512.50
745 0000.121800.00	Due to State Agencies	36,760.25
	*** FUND TOTAL ***	66,272.75

	NO	INVOICE AMOUNT	DISCOUNTS	CHECK AMOUNT
VENDOR SET: 01 BANK: 05 TOTALS:	56	66,272.75	0.00	66,272.75
BANK: 05 TOTALS:	56	66,272.75	0.00	66,272.75

VENDOR SET: 01 City of Dunwoody, GA
 BANK: 06 PNC Municipal Court Cash
 DATE RANGE: 6/01/2014 THRU 6/30/2014

VENDOR I.D.	NAME	STATUS	CHECK DATE	AMOUNT	DISCOUNT	CHECK NO	CHECK STATUS	CHECK AMOUNT
001168	City of Dunwoody							
I-May 2014	City of Dunwoody	R	6/13/2014			000014		
745 0000.121900.01	Due to Other Funds-100 (SYS)	City of Dunwoody		21,393.41				21,393.41

* * T O T A L S * *	NO	INVOICE AMOUNT	DISCOUNTS	CHECK AMOUNT
REGULAR CHECKS:	1	21,393.41	0.00	21,393.41
HAND CHECKS:	0	0.00	0.00	0.00
DRAFTS:	0	0.00	0.00	0.00
EFT:	0	0.00	0.00	0.00
NON CHECKS:	0	0.00	0.00	0.00
VOID CHECKS:	0	VOID DEBITS 0.00		
		VOID CREDITS 0.00	0.00	0.00

TOTAL ERRORS: 0

** G/L ACCOUNT TOTALS **

G/L ACCOUNT	NAME	AMOUNT
745 0000.121900.01	Due to Other Funds-100 (SYS)	21,393.41
	*** FUND TOTAL ***	21,393.41

VENDOR SET: 01 BANK: 06	TOTALS:	NO	INVOICE AMOUNT	DISCOUNTS	CHECK AMOUNT
		1	21,393.41	0.00	21,393.41
BANK: 06	TOTALS:	1	21,393.41	0.00	21,393.41

VENDOR SET: 02 City of Dunwoody, GA

BANK: 08 CVB of Dunwoody

DATE RANGE: 6/01/2014 THRU 6/30/2014

VENDOR I.D.	NAME	STATUS	CHECK DATE	AMOUNT	DISCOUNT	CHECK NO	CHECK STATUS	CHECK AMOUNT
002086	United Healthcare							
I-0035082145	United Healthcare	D	6/14/2014			000000		
950 7540.512100.00	Employees/Personnel/Benefits	United Healthcare		24.54				24.54
002013	Collinson Media and Events							
I-19847	Collinson Media and Events	R	6/13/2014			041094		
950 7540.521200.18	Promotional/Sponsorships	Collinson Media and		5,000.00				
950 7540.521200.15	Promotional/Conv/Trade Shows	Collinson Media and		3,250.00				8,250.00
002032	Destination Marketing Associat							
I-38503-5SRWJ9	Destination Marketing Associat	R	6/13/2014			041095		
950 7540.523600.02	Marketing/Memberships	Destination Marketin		1,745.00				1,745.00
002066	Greater Georgia Life							
I-000267737F	Greater Georgia Life	R	6/13/2014			041096		
950 7540.512100.00	Employees/Personnel/Benefits	Greater Georgia Life		37.16				37.16
002067	Employment Screening Services							
I-199828	Employment Screening Services	R	6/13/2014			041097		
950 7540.523900.00	Admin/Miscellaneous	Employment Screening		88.00				88.00
002073	CNA Insurance							
I-0012005314	CNA Insurance	R	6/13/2014			041098		
950 7540.523100.00	Admin/Insurance	CNA Insurance		245.00				245.00
002113	Roswell Home and Office							
I-858	Roswell Home and Office	R	6/13/2014			041100		
950 7540.542300.00	Admin/Furniture & Fixtures	Roswell Home and Off		2,682.06				2,682.06
002117	Comcast							
I-June 2014	Comcast	R	6/13/2014			041101		
950 7540.523200.02	Admin/Telephone/Internet	Comcast		153.51				153.51
002129	All Points Interactive Media							
I-614-33	All Points Interactive Media	R	6/13/2014			041102		
950 7540.523300.00	Marketing/Advertising - Print	All Points Interacti		1,400.00				1,400.00
002158	Eyesome Productions, LLC							
I-6.1.2014	Eyesome Productions, LLC	R	6/13/2014			041103		
950 7540.523900.01	Marketing/Photography/Videogra	Eyesome Productions,		500.00				500.00
002186	My Agency Savannah							
I-1106	My Agency Savannah	R	6/13/2014			041104		
950 7540.523400.00	Marketing/Printing	My Agency Savannah		6,548.00				
I-1108	My Agency Savannah	R	6/13/2014			041104		
950 7540.523400.00	Marketing/Printing	My Agency Savannah		2,980.21				
I-1109	My Agency Savannah	R	6/13/2014			041104		
950 7540.521200.12	Marketing/Graphic Design	My Agency Savannah		2,250.00				11,778.21

VENDOR SET: 02 City of Dunwoody, GA

BANK: 08 CVB of Dunwoody

DATE RANGE: 6/01/2014 THRU 6/30/2014

VENDOR I.D.	NAME	STATUS	CHECK DATE	AMOUNT	DISCOUNT	CHECK NO	CHECK STATUS	CHECK AMOUNT
002203	Urban Enterprises Promotions,							
I-14-269	Urban Enterprises Promotions,	R	6/13/2014			041105		
950 7540.521200.21	Promotional/Promotions	Urban Enterprises Pr		1,410.00				1,410.00
002204	Uline, Inc.							
I-59061718	Uline, Inc.	R	6/13/2014			041106		
950 7540.531100.00	Admin/Office Expense	Uline, Inc.		44.32				44.32
002002	Katherine A. Bishop							
I-May 2014	Katherine A. Bishop	R	6/27/2014			041107		
950 7540.523200.02	Admin/Telephone/Internet	Katherine A. Bishop		75.00				
950 7540.531700.00	Marketing/Miscellaneous	Katherine A. Bishop		218.09				293.09
002004	Digitel Corporation							
I-110634	Digitel Corporation	R	6/27/2014			041108		
950 7540.523200.02	Admin/Telephone/Internet	Digitel Corporation		189.49				189.49
002013	Collinson Media and Events							
I-19778	Collinson Media and Events	R	6/27/2014			041109		
950 7540.523300.01	Marketing/Advertising -Digital	Collinson Media and		10,000.00				
I-20142	Collinson Media and Events	R	6/27/2014			041109		
950 7540.521300.01	Marketing/Website Marketing	Collinson Media and		1,500.00				
I-20143	Collinson Media and Events	R	6/27/2014			041109		
950 7540.521300.01	Marketing/Website Marketing	Collinson Media and		2,000.00				13,500.00
002015	Crier Newspapers, LLC							
I-44014	Crier Newspapers, LLC	R	6/27/2014			041110		
950 7540.521200.21	Promotional/Promotions	Crier Newspapers, LL		1,333.33				
I-44052	Crier Newspapers, LLC	R	6/27/2014			041110		
950 7540.521200.21	Promotional/Promotions	Crier Newspapers, LL		1,333.33				2,666.66
002027	Mauldin & Jenkins, CPA							
I-559823	Mauldin & Jenkins, CPA	R	6/27/2014			041111		
950 7540.521200.10	Admin/Legal & Professional Fee	Mauldin & Jenkins, C		1,000.00				1,000.00
002040	Custom Signs							
I-27855	Custom Signs	R	6/27/2014			041112		
950 7540.531100.01	Promotional/Promotional Matls	Custom Signs		132.60				
I-27979	Custom Signs	R	6/27/2014			041112		
950 7540.531100.01	Promotional/Promotional Matls	Custom Signs		243.00				375.60
002047	Simple View, Inc							
I-49486	Simple View, Inc	R	6/27/2014			041113		
950 7540.521300.00	Marketing/Website Management	Simple View, Inc		500.00				500.00

VENDOR SET: 02 City of Dunwoody, GA

BANK: 08 CVB of Dunwoody

DATE RANGE: 6/01/2014 THRU 6/30/2014

VENDOR I.D.	NAME	STATUS	CHECK DATE	AMOUNT	DISCOUNT	CHECK NO	CHECK STATUS	CHECK AMOUNT
002065	Atlanta Magazine							
I-154040	Atlanta Magazine	R	6/27/2014			041114		
950 7540.523300.00	Marketing/Advertising - Print Atlanta Magazine			5,100.00				5,100.00
002088	Andy Williams							
I-May 2014	Andy Williams	R	6/27/2014			041115		
950 7540.523200.02	Admin/Telephone/Internet	Andy Williams		75.00				
950 7540.523500.01	Promotional/Travel	Andy Williams		71.19				146.19
002096	Coventry Dental							
I-20140616000881	Coventry Dental	R	6/27/2014			041116		
950 7540.512100.00	Employees/Personnel/Benefits	Coventry Dental		69.06				69.06
002112	PKY Fund II Atlanta II, LLC							
I-2fd1258/July 2014	PKY Fund II Atlanta II, LLC	R	6/27/2014			041117		
950 7540.522300.00	Admin/Rent	PKY Fund II Atlanta		3,457.09				3,457.09
002142	Ricoh Americas Corporation							
I-41637877	Ricoh Americas Corporation	R	6/27/2014			041118		
950 7540.522300.01	Admin/Equipment Lease	Ricoh Americas Corpo		145.74				
I-5031070782	Ricoh Americas Corporation	R	6/27/2014			041118		
950 7540.523400.00	Marketing/Printing	Ricoh Americas Corpo		140.19				285.93
002160	Kim Trawick							
I-May 2014	Kim Trawick	R	6/27/2014			041119		
950 7540.523200.02	Admin/Telephone/Internet	Kim Trawick		75.00				
950 7540.531700.00	Marketing/Miscellaneous	Kim Trawick		17.15				
950 7540.531300.02	Promotional/Meals & Busn Devel	Kim Trawick		11.88				104.03
002174	Humana EMP HP Georgia							
I-629434914	Humana EMP HP Georgia	R	6/27/2014			041120		
950 7540.512100.00	Employees/Personnel/Benefits	Humana EMP HP Georgi		1,131.45				1,131.45
002178	CSG Legal							
I-Jan-June 2014	CSG Legal	R	6/27/2014			041121		
950 7540.521200.10	Admin/Legal & Professional Fee	CSG Legal		3,655.00				3,655.00
002180	Artlite Office Supply Co.							
I-964526-0	Artlite Office Supply Co.	R	6/27/2014			041122		
950 7540.531100.00	Admin/Office Expense	Artlite Office Suppl		33.79				33.79
002186	My Agency Savannah							
I-1110	My Agency Savannah	R	6/27/2014			041123		
950 7540.521200.12	Marketing/Graphic Design	My Agency Savannah		4,500.00				
I-1111	My Agency Savannah	R	6/27/2014			041123		
950 7540.521200.21	Promotional/Promotions	My Agency Savannah		650.00				5,150.00

VENDOR SET: 02 City of Dunwoody, GA
 BANK: 08 CVB of Dunwoody
 DATE RANGE: 6/01/2014 THRU 6/30/2014

VENDOR I.D.	NAME	STATUS	CHECK DATE	AMOUNT	DISCOUNT	CHECK NO	CHECK STATUS	CHECK AMOUNT
002196	Advance Alabama Media LLC DBA:							
I-P44977	Advance Alabama Media LLC DBA:	R	6/27/2014			041124		
950 7540.523300.01	Marketing/Advertising -DigitalAdvance Alabama Medi			1,760.00				1,760.00
002205	Legacy Promotional Group							
I-LPG1575744	Legacy Promotional Group	R	6/27/2014			041125		
950 7540.531100.01	Promotional/Promotional Matls Legacy Promotional G			1,571.88				1,571.88
002206	Digitel Corporation dba JTECH							
I-18918	Digitel Corporation dba JTECH	R	6/27/2014			041126		
950 7540.531600.00	Admin/Small Equipment Digitel Corporation			1,448.01				1,448.01

* * T O T A L S * *	NO	INVOICE AMOUNT	DISCOUNTS	CHECK AMOUNT
REGULAR CHECKS:	32	70,770.53	0.00	70,770.53
HAND CHECKS:	0	0.00	0.00	0.00
DRAFTS:	1	24.54	0.00	24.54
EFT:	0	0.00	0.00	0.00
NON CHECKS:	0	0.00	0.00	0.00
VOID CHECKS:	0	VOID DEBITS 0.00		
		VOID CREDITS 0.00	0.00	0.00

TOTAL ERRORS: 0

** G/L ACCOUNT TOTALS **

G/L ACCOUNT	NAME	AMOUNT
950 7540.512100.00	Employees/Personnel/Benefits	1,262.21
950 7540.521200.10	Admin/Legal & Professional Fee	4,655.00
950 7540.521200.12	Marketing/Graphic Design	6,750.00
950 7540.521200.15	Promotional/Conv/Trade Shows	3,250.00
950 7540.521200.18	Promotional/Sponsorships	5,000.00
950 7540.521200.21	Promotional/Promotions	4,726.66
950 7540.521300.00	Marketing/Website Management	500.00
950 7540.521300.01	Marketing/Website Marketing	3,500.00
950 7540.522300.00	Admin/Rent	3,457.09
950 7540.522300.01	Admin/Equipment Lease	145.74
950 7540.523100.00	Admin/Insurance	245.00
950 7540.523200.02	Admin/Telephone/Internet	568.00
950 7540.523300.00	Marketing/Advertising - Print	6,500.00
950 7540.523300.01	Marketing/Advertising -Digital	11,760.00
950 7540.523400.00	Marketing/Printing	9,668.40
950 7540.523500.01	Promotional/Travel	71.19
950 7540.523600.02	Marketing/Memberships	1,745.00

VENDOR SET: 02 City of Dunwoody, GA
BANK: 08 CVB of Dunwoody
DATE RANGE: 6/01/2014 THRU 6/30/2014

** G/L ACCOUNT TOTALS **

G/L ACCOUNT	NAME	AMOUNT
950 7540.523900.00	Admin/Miscellaneous	88.00
950 7540.523900.01	Marketing/Photography/Videogra	500.00
950 7540.531100.00	Admin/Office Expense	78.11
950 7540.531100.01	Promotional/Promotional Matls	1,947.48
950 7540.531300.02	Promotional/Meals & Busn Devel	11.88
950 7540.531600.00	Admin/Small Equipment	1,448.01
950 7540.531700.00	Marketing/Miscellaneous	235.24
950 7540.542300.00	Admin/Furniture & Fixtures	2,682.06
	*** FUND TOTAL ***	70,795.07

	NO	INVOICE AMOUNT	DISCOUNTS	CHECK AMOUNT
VENDOR SET: 02 BANK: 08 TOTALS:	33	70,795.07	0.00	70,795.07
BANK: 08 TOTALS:	33	70,795.07	0.00	70,795.07
REPORT TOTALS:	255	3,168,811.54	0.00	3,174,219.79

SELECTION CRITERIA

VENDOR SET: * - All
VENDOR: ALL
BANK CODES: All
FUNDS: All

CHECK SELECTION

CHECK RANGE: 000000 THRU 999999
DATE RANGE: 6/01/2014 THRU 6/30/2014
CHECK AMOUNT RANGE: 0.00 THRU 999,999,999.99
INCLUDE ALL VOIDS: YES

PRINT OPTIONS

SEQUENCE: CHECK NUMBER

PRINT TRANSACTIONS: YES
PRINT G/L: YES
UNPOSTED ONLY: NO
EXCLUDE UNPOSTED: YES
MANUAL ONLY: NO
STUB COMMENTS: NO
REPORT FOOTER: NO
CHECK STATUS: NO
PRINT STATUS: * - All
